



**ANNUAL FINANCIAL STATEMENTS of the  
ROYAL GOVERNMENT of BHUTAN  
for the YEAR ENDED 30 JUNE 2005**

**Department of Public Accounts  
Ministry of Finance**



འཇུག་ལྷན་ཁག་གི་འཕུལ་བཞུགས་འཛིན་པ།  
**ROYAL AUDIT AUTHORITY**

( A Clean Public Service - Nation's Pride )



RAA(PPD-CERT-AFS)2006/ 9752

April 18, 2006

**The certificate of the Auditor General on the Annual Financial Statements of the Royal Government of Bhutan for the Financial Year 2004-2005**

1. The Royal Audit Authority audited the Annual Financial Statements of the Royal Government of Bhutan for the Financial Year 2004-2005 attached hereto, under my direction in accordance with the provision under Chapter XI, Section 11.1.1.2 of the Financial Rules and Regulations (FRR) 2001 and the General Auditing Rules and Regulations (GARR), 1989.
2. The Annual Financial Statements as prescribed under Chapter XI, Section 11.1.1.4 are the responsibility of the Ministry of Finance. The RAA's responsibility is to express an opinion on these financial statements based on audit conducted by it.
3. The RAA has conducted the audit in accordance with the generally accepted auditing standards and the General Auditing Rules and Regulations. These standards require that the RAA plan and perform the audit to obtain reasonable assurance about whether the financial statements are free of material misstatements. An audit includes determining on the test basis, evidence supporting the amounts and disclosures in the financial statements. The RAA believes that its audit provides a reasonable basis for its opinion.
4. Based on the examination of accounts and records made available and information and explanations provided to the auditors, the RAA reports that in its opinion the Annual Financial Statements fairly present the budgetary operations of the Royal Government for the year ended 30<sup>th</sup> June 2005 and the position of debts and equity portfolio of the Government as on that date.
5. The RAA noted that the Annual Financial Statements do not include the Statement of Operations on Refundable Deposit Accounts, Revolving and Trust Fund as specified under the Financial Rules and Regulations, 2001.

(Ugen Chewang)

**Auditor General of Bhutan**

Department	.....	Units	.....
Income	.....		.....
Date	25/5/06		.....
Marked to	.....		.....

## **Table of Contents**

<b><u>Contents</u></b>	<b><u>Page No.</u></b>
1. Introduction.....	1
2. Overview.....	1
3. Receipts & Payments.....	3
4. Operational Results.....	3
4.1 Expenditure growth.....	3
4.1.1 Current Expenditure.....	4
4.1.2 Capital Expenditure.....	8
4.1.3 Lending.....	8
4.1.4 Loan Repayment.....	8
5. Financing.....	12
6. Government Receipt by Sources.....	13
6.1 Internal Revenue.....	13
6.2 External Grants.....	14
6.3 Borrowings.....	15
6.3.1 Internal.....	15
6.3.2 External.....	15
6.4 Recovery of Loans.....	17
6.5 Other Receipts & Payments.....	19
7. Government Debt Position.....	20
8. Government Equity Holdings.....	22
9. Government Consolidated Account.....	24
10. Government Budget Fund Account.....	25

### **List of Tables**

1. Table 2(a)- Summary of Variation between Budget Estimates & Actual Outcome.....	2
2. Table 3(a)- Consolidated Receipt & Payment Statement.....	3
3. Table 4.1(a)- Total Expenditure.....	3
4. Table 4.1.1(a)- Current Expenditure & Internal Revenue Comparison.....	4
5. Table 4.1.1.1(a)- Expenditure on Debt Servicing.....	5
6. Table 4.1.1.1(b)- Interest Payment on Loans: By Lender & Projects.....	6
7. Table 4.1.1.1(c)- Interest Payment on Loans: By Category & Projects.....	7
8. Table 4.1.3 - Statement of On-Lending.....	8
9. Table 4.1.4(a) - Principal Repayment of Loans: By Lender & Projects.....	9
10. Table 4.1.4(b) - Principal Repayment of Loans: By Projects & Category.....	10
11. Table 4.2 - Summary of Expenditure by Sectors.....	11
12. Table 5 - Fiscal Deficit/Surplus and its Financing.....	12
13. Table 6 - Government Receipt by Sources.....	13
14. Table 6.1(a) - Internal Revenue.....	13
15. Table 6.1(b) - Summary of Revenue Collection.....	14
16. Table 6.2 - International Assistance (Grants) Received.....	15
17. Table 6.3.2(a) - External Assistance (Loans) Received: By Donor.....	16
18. Table 6.3.2(b) - Assistance (Loans) Received: By Category.....	17
19. Table 6.4(a) - Statement of Recovery of Loans: By Lender.....	18
20. Table 6.4(b) - Statement of Recovery of Loans: By Agency.....	18
21. Table 6.5 - Other Receipts & Payments.....	19

## **Table of Contents**

<b><u>Contents</u></b>	<b><u>Page No.</u></b>
22. Table 7 - Statement of Outstanding Loans.....	21
23. Table 8 - Statement of Government Equity Holdings.....	23
24. Table 9 - Reconciliation of Government Consolidated Account.....	24
25. Table 10(a) - Reconciliation of Government Budget Fund Account.....	25
Table 10(b) Credit as per Cashbook but not in BOB .....	26
Table 10(c) Credit as per BOB but not in Cashbook.....	27
Table 10(d) Debit as per BOB but not in the cashbook.....	27

### **List of Figures**

1. Figure 4.1(a) - Total Expenditure.....	4
2. Figure 4.1.1(a) - Internal Revenue & Current Expenditure Comparison.....	5
3. Figure 4.1.4(a) - Repayment of principal Loans.....	11

### **Schedule of Budgetary Expenditures**

1. Schedule of Grants Received: By Donor.....	28
2. Schedule of Grants Received: By Agency.....	48
3. Schedules of Revised Budget & Booked Expenditure Comparison: By Program.....	67
4. Schedule of Expenditure: By Object Class.....	125
5. Schedule of Expenditure: By Function.....	127
6. Schedule of Non-Budgetary Releases against the dishonored cheques of 2004-05...	173
7. Schedule of Opening & Closing Cash Balances.....	174
8. Schedule of Other Recoveries & Remittances.....	181
9. Schedule of Miscellaneous Receipts & Payments.....	190
10. Schedule of Revenue Receipts & Remittances.....	200
11. Schedule of Advance & Suspense.....	212

## **1. INTRODUCTION**

The Annual Financial Statements of the budgetary operations of the Royal Government of Bhutan (RGoB) for the Financial Year (FY) 2004-2005, are presented as per the provisions of the Financial Rules and Regulations, 2001 (FRR-2001). The actual outcomes are compared with the budget estimates of the FY 2004-2005 and also with the outcomes of the previous FY 2003-2004.

The Annual Financial Statements for the FY 2004-2005 contains detailed reports on Government financial sources and uses, Reconciliation of Government Budget Fund Account and Government Consolidated Account, Statement of Government Equity Holdings and Statement of Outstanding Loans of the Royal Government as on 30 June 2005.

## **2. OVERVIEW**

The FY 2004-2005 started with an approved budget appropriation of Nu. 13,939.499 million and a resource gap of Nu.891.847 million. At the end of the FY 2004-2005, the budget estimates showed an upward revision of Nu. 17,014.742 million, and the level of resource gap increased to Nu.1,069.07 million. The actual outcome for the FY 2004-2005 was a total expenditure of Nu. 13,858.572 million, or a little over 99% of the approved budget. While the actual outcome is close to the approved budget, there were significant variations within the components and particularly within financing as highlighted below.

The single most significant variation from the approved budget in the FY 2004-2005 which had a large impact on the actual outcome was the decision to purchase one Airbus aircraft (Nu. 1,753 million) and provide it to the Druk Air Corporation as Government Equity.

Current and Capital expenditures fell short on the whole by around 3%. Current expenditures however exceeded by around 3% largely on account of the special allowance for the civil servants effected from 1<sup>st</sup> January 2005. Capital expenditures fell short by around 8%, most of it on account of construction of buildings etc. Acquisition of equities on the other hand rose sharply on account of the aircraft purchase for Druk Air Corporation as government Equity.

On the resources side, domestic revenue collection was around 5% over the projected target. Most of this was on account of transfer of profits. This helped to ensure that the rise in Current Expenditures was covered by domestic revenues. Grants remained, on the whole, on target. Grants in cash fell short by around 12% but this was compensated by increase in grants in kind on account of the incorporation of donor assisted projects. Miscellaneous Receipts fell significantly as projected receipts from Corporations did not materialise.

Overall the fiscal deficit rose sharply by around 27% over the approved budget, to around 7% of GDP. Most of the rise in the deficit was on account of the purchase of the aircraft for Druk Air Corporation. The comparison of approved & revised budget with that of actual outcome is presented in Table 2(a)

**Table 2(a)**

<b>SUMMARY OF VARIATION BETWEEN BUDGET ESTIMATES AND ACTUAL OUTCOME OF FY 2004-2005</b>													
<b>(In Million Ngultrum)</b>													
APPLICATION OF FUNDS	BUDGET ESTIMATES		ACTUAL OUTCOME	VARIATION PERCENTAGE			SOURCE OF FUNDS	BUDGET ESTIMATES		ACTUAL OUTCOME	VARIATION PERCENTAGE		
	APPROVED	REVISED		APPD./ REVL.	APPD./ ACT.	REVL./ ACT.		APPROVED	REVISED		APPD./ REV.	APPD./ ACT.	REVL./ ACT.
A. EXPENDITURE:	13,126.999	15,853.526	12,785.857	20.77	(2.60)	(19.35)	A. INTERNAL RECEIPTS	5,801.690	6,050.334	6,066.101	4.29	4.56	0.26
i. Current	5,968.657	6,916.486	6,170.605	15.88	3.38	(10.78)	i) Tax	3,575.486	3,824.130	3,382.367	6.95	(5.40)	(11.55)
ii. Capital	7,158.342	8,937.040	6,615.252	24.85	(7.59)	(25.98)	ii) Non-Tax	2,226.204	2,226.204	2,683.734	-	20.55	20.55
B. REPAYMENTS:	390.040	399.698	397.963	2.48	2.03	(0.43)	B. RECOVERY OF LOANS	317.760	317.760	467.111	-	47.00	47.00
i. Internal	-	-	-										
ii. External	390.040	399.698	397.963	2.48	2.03	(0.43)	C. GRANTS	4,375.068	5,448.836	4,373.075	24.54	(0.05)	(19.74)
C. LENDING	422.460	761.518	379.058	80.26	(10.27)	(50.22)	i) In Cash	4,286.601	4,568.490	3,755.937	6.58	(12.38)	(17.79)
D. ADVANCE:	-	-	195.846	-	-	-	ii) In Kind	88.467	880.346	617.138		597.59	(29.90)
E. MISC. PAYMENTS	-	-	-	-	-	-	D. BORROWINGS	1,377.911	3,762.182	2,890.401	173.04	109.77	(23.17)
F. SURPLUS			99.848	-	-	-	i) Internal	-	1,753.020	1,753.023	-		
							ii) External	1,377.911	2,009.162	1,137.378	45.81	(17.46)	(43.39)
							E. MISC. RECEIPTS	1,175.223	366.560	61.885	(68.81)	(94.73)	(83.12)
							F. DEFICIT	891.847	1,069.070	-	19.87	(100.00)	(100.00)
<b>TOTAL PAYMENTS</b>	<b>13,939.499</b>	<b>17,014.742</b>	<b>13,858.572</b>	<b>22.06</b>	<b>(0.58)</b>	<b>(18.55)</b>	<b>TOTAL RECEIPTS</b>	<b>13,939.499</b>	<b>17,014.742</b>	<b>13,858.573</b>	<b>22.06</b>	<b>(0.58)</b>	<b>(18.55)</b>

**Source:** Department of Budget and Accounts (DBA), Department of Aid and Debt Management (DADM) and Department of Revenue and Customs (DRC).

### 3. RECEIPTS & PAYMENTS

The consolidated receipts and payments of the Royal Government for the FY 2004-2005 is presented in Table 3(a).

**Table 3(a)**

<b>CONSOLIDATED RECEIPTS &amp; PAYMENTS STATEMENT FOR THE FY 2004-2005</b>					
(Nu. in million)					
<b>Sl.No.</b>	<b>RECEIPTS</b>	<b>AMOUNT</b>	<b>Sl.No.</b>	<b>PAYMENTS</b>	<b>AMOUNT</b>
<b>1</b>	<b>Opening Balances :</b>	<b>(88.299)</b>	<b>1</b>	<b>Expenditure :</b>	<b>12,785.857</b>
	i) Cash	43.209		i) Current	6,170.605
	ii) Bank	(131.508)		ii) Capital	6,615.252
<b>2</b>	<b>Internal Revenue :</b>	<b>6,066.101</b>	<b>2</b>	<b>Repayment of Loans :</b>	<b>397.963</b>
	i) Tax Revenue	3,382.367		i) Internal	-
	ii) Non Tax Revenue	2,683.734		ii) External	397.963
<b>3</b>	<b>External Grants :</b>	<b>4,373.074</b>	<b>3</b>	<b>Lendings:</b>	<b>379.058</b>
	i) Cash	3,755.937			
	ii) Kind	617.138			
<b>4</b>	<b>Borrowings:</b>	<b>2,890.401</b>	<b>4</b>	<b>Other Payments:</b>	<b>-</b>
	i) Internal	1,753.023			
	ii) External	1,137.378	<b>5</b>	<b>Increase in Adv/Susp.</b>	<b>2,646.175</b>
<b>5</b>	<b>Recovery of Loans:</b>	<b>467.111</b>	<b>6</b>	<b>Closing Balances:</b>	<b>11.549</b>
<b>6</b>	<b>Miscellaneous Receipts:</b>	<b>61.885</b>		i) Cash	31.308
				ii) Bank	(19.759)
<b>7</b>	<b>Decrease in Adv./Susp.</b>	<b>2,450.329</b>			
	<b>TOTAL</b>	<b>16,220.602</b>		<b>TOTAL</b>	<b>16,220.602</b>

### 4. OPERATIONAL RESULTS

#### 4.1 EXPENDITURE GROWTH

The total Government expenditure during the FY 2004-2005 is presented in tabular form along with the expenditures of the FY 2003-2004 in Table 4.1(a).

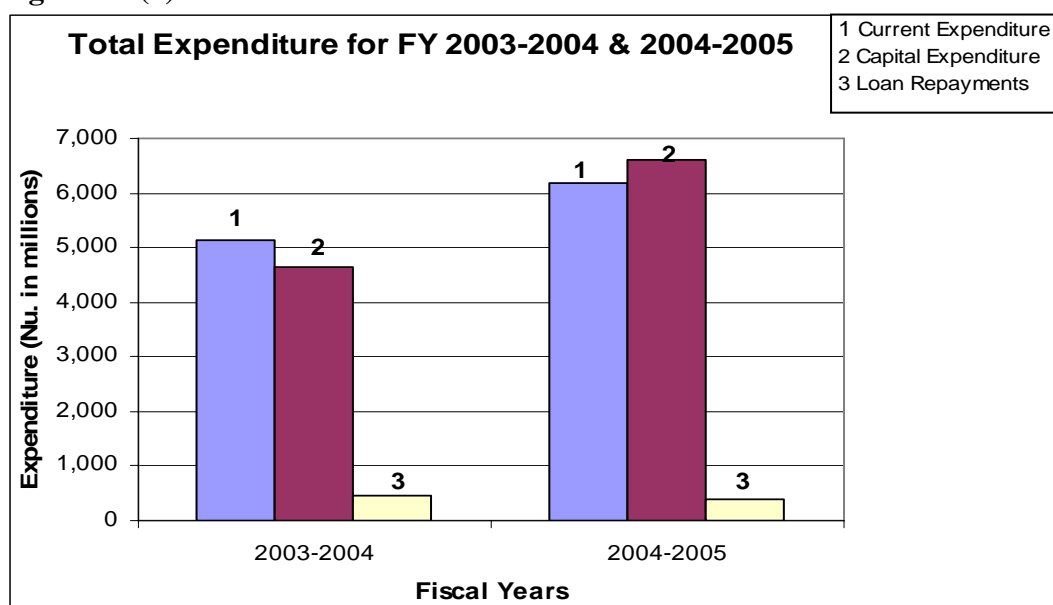
**Table 4.1(a)**

<b>TOTAL EXPENDITURE FOR THE FY 2003-2004 AND FY 2004-2005</b>			
<b>FISCAL YEAR</b>	<b>2003-2004</b>	<b>2004-2005</b>	<b>% Change</b>
Current Expenditure	5,149.225	6,170.605	19.84
Capital Expenditure	4,653.053	6,615.252	42.17
<b>Total</b>	<b>9,802.278</b>	<b>12,785.857</b>	<b>30.44</b>
Loan Repayments	<b>467.112</b>	<b>397.963</b>	(14.80)
Internal	250.000	-	(100.00)
External	217.112	397.963	83.30
<b>Grand Total</b>	<b>10,269.390</b>	<b>13,183.820</b>	<b>28.38</b>

Source: SAs and DADM

The comparison is also presented in a graphic form in Figure 4.1(a).

**Figure 4.1(a)**



#### 4.1.1 CURRENT EXPENDITURE

The current expenditure of Nu. 6,170.605 million during the FY 2004-2005 reflects an increase of Nu.1,021.380 million over that of FY 2003-2004, or a little over 19.84% as shown in Table 4.1.1(a). The increase was mainly due to allowances provided to civil servants with effect from January, 2005 as a result of which personnel emoluments increased by around 23.33% over the previous year. There was also 14% increase in the travel expenditure, 47% increase in maintenance of office equipment, 111% increase in current grants to Financial Institutions, 83% increase in current grants to non-Financial Institutions, and 177% increase in the external interest payment for the Kurichhu and Basochhu Hydro Power Projects. The total current expenditure also includes WFP in-kind assistance for supply of food items to schools under the project Improvement of Rural Children's Access to Schools.

The increase in current expenditure has been matched by a corresponding increase in the internal revenue of 20% over the previous year. This has kept the coverage of the current expenditure by internal revenue at 98.31%, a marginal improvement over the 98.17% of 2003-04 fiscal year as indicated in Table 4.1.1(a).

**Table 4.1.1(a)**

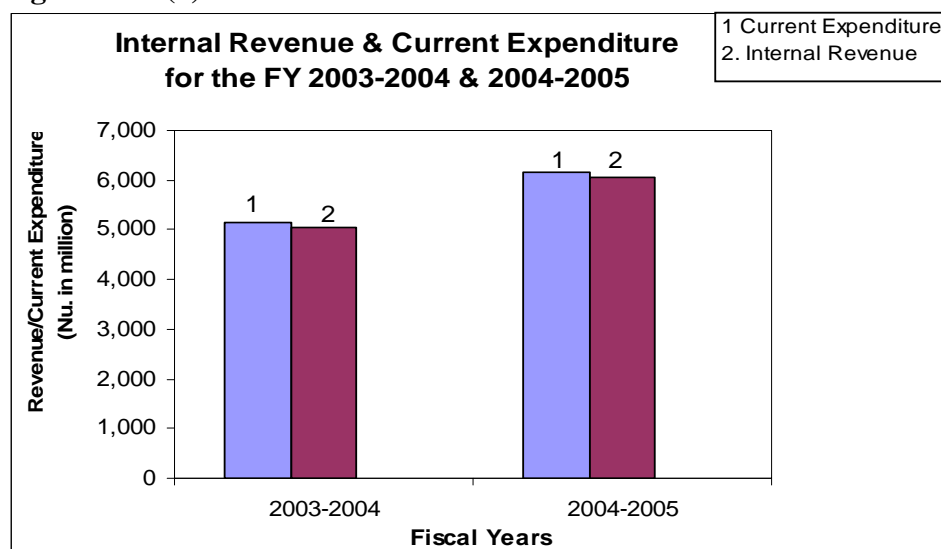
CURRENT EXPENDITURE AND INTERNAL REVENUE FOR THE FISCAL YEAR 2003-2004 & 2004-2005			
PARTICULARS	FY 2003-04	FY 2004-05	% increase
Current Expenditure	5,149.225	6,170.605	19.84
Internal Revenue	5,055.195	6,066.101	20.00
% Coverage of Expenditure by Revenue	98.17	98.31	

Source: SAs and DRC



The graphic representation of the comparison between current expenditure and internal revenue is presented in Figure 4.1.1(a).

**Figure 4.1.1(a)**



#### **4.1.1.1 DEBT SERVICING EXPENDITURE**

The total interest payment during the year amounted to Nu. 405.448 million. This consists of Nu. 66.611 million for the internal debt servicing and Nu. 338.837 million for external debt servicing. The decrease in interest payment for the internal loans compared to the previous year by 32%. This is largely because of the interest payment savings of Nu. 17.549 million on account of the the repayment of the Promissory Note to NPPF during the FY 2003-2004, and also due to decrease in the Ways and Means interest payment.

The increase in the interest payment for the external loans by 177% is due to the GoI loan interest payment of Nu. 201.694 million for the Kurichu Hydro Power Project and Nu. 10.979 million increase in the interest payment to Government of Austria for Basochhu Hydro Power Project. Consequently total interest payment increased by 145% over the FY 2003-2004. The cost of debt servicing works out to around 1.15% of GDP, and around 7% of internal revenues.

The summary of the expenditure on debt servicing is given in Table 4.1.1.1(a) followed by interest payment details in Table 4.1.1.1(b)

**Table 4.1.1.1(a)**

<b>EXPENDITURE ON DEBT SERVICING FOR THE FY 2004-05</b>			
<b>Interest</b>	<b>FY 2003-2004</b>	<b>FY 2004-2005</b>	<b>% Increase</b>
Internal	98.005	66.611	-32
External	122.259	338.837	177
	220.264	405.448	145

Interest paid during the FY 2003-2004 and FY 2004-2005 is as detailed in Table 4.1.1.1(b).

**Table 4.1.1.1(b)**

STATEMENT OF INTEREST PAYMENT ON LOANS: BY LENDER & PROJECTS					
(Nu. in million)					
SL.NO.	LENDER/PROJECTS	LOAN #	2003-2004	2004-2005	%
<b>A</b>	<b>EXTERNAL:</b>		<b>122.259</b>	<b>338.837</b>	<b>83.57</b>
<b>I</b>	<b>W/Bank</b>		<b>20.793</b>	<b>27.214</b>	<b>8.03</b>
1	Technical Assistance	1416-BHU	1.147	1.041	
2	Forestry - I	1460-BHU	1.876	1.779	
3	Forestry - II	1900-BHU	0.261	0.262	
4	Forestry - III	2533-BHU	1.957	2.007	
5	Bhutan Carbide & Chemicals Ltd.	1596-BHU	2.634	2.520	
6	Primary Education Project	1899-BHU	1.344	1.352	
7	Second Education Project	3044-BHU	3.849	4.826	
8	Rural Access Project	3309-BHU	2.598	3.557	
9	Urban Development Project	3310-BHU	2.361	3.455	
10	Education Development Project	3820-BHU	2.766	6.415	
<b>II</b>	<b>IFAD</b>		<b>8.313</b>	<b>8.491</b>	<b>2.51</b>
11	Small Farm Development Proj.	50-BHU	1.756	1.658	
12	T/gang-Mongar Area Dev. Proj.	178-BHU	1.412	1.342	
13	Puna-Wangdi Valley Dev. Proj.	223-BHU	1.117	1.086	
14	First Eastern Zone Agri. Proj.	299-BHU	1.780	1.806	
15	Second Eastern Zone Agri. Proj.	512-BHU	2.249	2.599	
<b>III</b>	<b>ADB</b>		<b>34.710</b>	<b>35.111</b>	<b>10.36</b>
16	Multi-Project - I	637-BHU	1.677	1.581	
17	Multi-Project - II	722-BHU	4.096	4.047	
18	Chirang Hill Irrigation Proj.	740-BHU	0.416	0.408	
19	Road Mechanisation Proj.	790-BHU	2.193	2.171	
20	Highland Livestock Dev. Proj.	808-BHU	1.921	1.916	
21	Industrial Estates Dev. Proj.	900-BHU	0.313	0.296	
22	Bhutan Dev. Finance Corporation	934-BHU	0.918	0.925	
23	Technical & V/tional Edu.Trng.	1035-BHU	1.932	1.889	
24	East-West H/Way Maint. Proj.	1265-BHU	2.331	2.239	
25	Rural Electrification Proj.	1375-BHU	3.241	3.271	
26	Financial Sector Dev. Proj.	1565-BHU	1.888	1.764	
27	Development Finance Loan	1566-BHU	1.793	1.777	
28	Urban Infrastructure Dev. Proj.*	1625-BHU	1.533	1.901	
29	Sustainable RE Project*	1712-BHU	3.990	4.155	
30	Health Care Reform	1762-BHU	4.550	4.486	
31	Road Improvement Project*	1763-BHU	1.176	1.113	
32	Basic Skill Development Proj.*	1830-BHU	0.742	1.172	
<b>IV</b>	<b>KFAED</b>		<b>3.805</b>	<b>2.557</b>	<b>0.75</b>
33	Tala Particles Board Factory Ltd.	259 /311	0.185	0.000	
34	Bhutan Carbide & Chemicals Ltd.	289	0.583	0.126	
35	Bhutan Dev. Finance Corporation	409	3.036	2.431	
<b>V</b>	<b>EFIC-Australia</b>		<b>0.000</b>	<b>0.000</b>	<b>0.00</b>
36	Paro Airport Navigation		0.000	0.000	
<b>VI</b>	<b>GoI</b>		<b>20.784</b>	<b>218.104</b>	<b>64.37</b>
36	Chukhha Hydro Power Corporation	GoI	20.784	16.410	
	Kurichu Hydro Power Project	GoI	0.000	201.694	
<b>VII</b>	<b>Govt. of Austria</b>		<b>33.854</b>	<b>44.351</b>	<b>13.09</b>
37	Basochhu HPP - Lower Stage		33.854	44.351	
<b>VIII</b>	<b>DANIDA</b>		<b>0.000</b>	<b>3.009</b>	<b>0.89</b>
	Rural Telecom. Network Project	DANIDA	0.000	3.009	
<b>B.</b>	<b>INTERNAL:</b>		<b>98.005</b>	<b>66.611</b>	<b>16.43</b>
38	Government Bond	BOB/BNB/NPPF	59.455	35.100	
39	Shortterm Borrowing for New Aircraft	BOB/BNB/NPPF	30.149	27.958	
40	Ways & Means Account	BOB	8.400	3.553	
	<b>GRAND TOTAL:</b>		<b>220.264</b>	<b>405.448</b>	<b>100.00</b>

**Sources:** External - DADM, Internal - DBA

\* pertains to interest/service charges deducted at source from the loan accounts

The interest payments on loans presented above, categorized by (a) Corporations used loans and (b) RGoB used loans, is as presented in Table 4.1.1.1(c).

**Table 4.1.1.1(c)**

STATEMENT OF INTEREST PAYMENT ON LOANS:BY CATEGORY & PROJECTS					
(Nu. in million)					
SL.NO.	PROJECTS	LOAN #	2003-2004	2004-2005	%
1	Forestry - I	1460-BHU	1.876	1.779	
2	Forestry - II	1900-BHU	0.261	0.262	
3	Forestry - III	2533-BHU	1.957	2.007	
4	Bhutan Carbide & Chemicals Ltd.	1596-BHU	2.634	2.520	
5	Bhutan Dev. Finance Corporation	934-BHU	0.918	0.925	
6	Rural Electrification Proj.	1375-BHU	3.241	3.271	
7	Financial Sector Dev. Proj.	1565-BHU	1.888	1.764	
8	Development Finance Loan	1566-BHU	1.793	1.777	
9	Sustainable RE Project*	1712-BHU	3.990	4.155	
10	Tala Particles Board Factory Ltd.	259 /311	0.185	0.000	
11	Bhutan Carbide & Chemicals Ltd.	289	0.583	0.126	
12	Bhutan Dev. Finance Corporation	409	3.036	2.431	
13	Paro Airport Navigation		0.000	0.000	
14	Basochhu HPP - Lower Stage		33.854	44.351	
15	Rural Telecom Network Project	DANIDA	0.000	3.009	
	<b>Corporation used loans (CC)</b>		<b>56.217</b>	<b>68.377</b>	<b>16.86</b>
15	Chukhha Hydro Power Corporation		20.784	16.410	
16	Kurichu Hydro Power Project		0.000	201.694	
	<b>Corporation used loans (Rs.)</b>		<b>20.784</b>	<b>218.104</b>	<b>53.79</b>
17	Technical Assistance	1416-BHU	1.147	1.041	
18	Primary Education Project	1899-BHU	1.344	1.352	
19	Second Education Project	3044-BHU	3.849	4.826	
20	Rural Access Project	3309-BHU	2.598	3.557	
21	Urban Development Project	3310-BHU	2.361	3.455	
22	Education Development Project	3820-BHU	2.766	6.415	
23	Small Farm Development Proj.	50-BHU	1.756	1.658	
24	T/gang-Mongar Area Dev. Proj.	178-BHU	1.412	1.342	
25	Puna-Wangdi Valley Dev. Proj.	223-BHU	1.117	1.086	
26	First Eastern Zone Agri. Proj.	299-BHU	1.780	1.806	
27	Second Eastern Zone Agri. Proj.	512-BHU	2.249	2.599	
28	Multi-Project - I	637-BHU	1.677	1.581	
29	Multi-Project - II	722-BHU	4.096	4.047	
30	Chirang Hill Irrigation Proj.	740-BHU	0.416	0.408	
31	Road Mechanisation Proj.	790-BHU	2.193	2.171	
32	Highland Livestock Dev. Proj.	808-BHU	1.921	1.916	
33	Industrial Estates Dev. Proj.	900-BHU	0.313	0.296	
34	Technical & V/tional Edu.Trng.	1035-BHU	1.932	1.889	
35	East-West H/Way Maint. Proj.	1265-BHU	2.331	2.239	
36	Urban Infrastructure Dev. Proj.*	1625-BHU	1.533	1.901	
37	Health Care Reform	1762-BHU	4.550	4.486	
38	Road Improvement Project*	1763-BHU	1.176	1.113	
39	Basic Skill Development Proj.*	1830-BHU	0.742	1.172	
	<b>RGoB used loans (CC)</b>		<b>45.258</b>	<b>52.356</b>	<b>12.91</b>
40	Government Bond	BOB/BNB/NPPF	59.455	35.100	
41	Shortterm Borrowing for New Aircraft	BOB/BNB/NPPF	30.149	27.958	
42	Ways & Means Account	BOB	8.400	3.553	
	<b>RGoB used loans (Nu.)</b>		<b>98.005</b>	<b>66.611</b>	<b>16.43</b>
	<b>Grand Total</b>		<b>220.264</b>	<b>405.448</b>	<b>100.00</b>

**Sources:** (i) External - DADM; Internal - DBA

\* pertains to interest/service charges deducted at source from the loan accounts

#### **4.1.2 CAPITAL EXPENDITURE**

The total capital expenditure during the year was Nu. 6,615.252 million. This is an increase by 42% over the previous year's expenditure of Nu. 4,653.053 million. The major component of this increase has been the acquisition of Equity/shares for the financing of second aircraft purchase amounting to Nu. 1,753.023 million. There was also an increase in the capital expenditures of Capital Grants to Non-Financial Institutions by 46%, expenditure on structures by 52% and expenditure on office automation by 42% over the previous year.

The capital expenditure also includes some of the major direct disbursements by some donors treated as expenditure in kind and on-lending expenditure. This includes the following:

1. Nu. 25.000 million from Austria for the Renovation of Trongsa Dzong (phase III).
2. Nu. 126.982 million DANIDA support to Environment & Urban Sector Support Program under Ministry of Trade & Industry.
3. Nu. 330.736 million from Austrian Government for the Basochhu HPP.
4. Nu. 254.508 million GoI direct disbursements to Project DANTAK.
5. Nu. 8.322 million ADB's support to Bhutan Power Corporation for the Sustainable Rural Electrification Project.

#### **4.1.3 LENDING**

Total lending by the Government during the year amounted to Nu. 379.058 million, which is less by Nu. 283.466 million over the previous year's lending amount of Nu. 662.524 million. The statement of on-lending for the FY 2003-2004 and FY 2004-2005 is shown in Table 4.1.3.

**Table 4.1.3**

<b>STATEMENT OF ON-LENDINGS</b>				
			(Nu.in million)	
<b>No.</b>	<b>IMPLEMENTING AGENCY</b>	<b>LENDER</b>	<b>2003-2004</b>	<b>2004-2005</b>
1	Bhutan Development Finance Corporation	ADB	0.000	0.000
2	Bhutan Development Finance Corporation	IFAD	13.573	0.000
3	Food Corporation of Bhutan	GoI	65.560	0.000
4	Basochhu Hydro Power Corporation*	GoA	509.991	330.736
5	Bhutan Power Corporation - Sustainable RE Project*	ADB	33.400	8.322
6	Druk Air Corporation - Interest Free Loan	RGoB	40.000	40.000
<b>TOTAL ON-LENDING :</b>			<b>662.524</b>	<b>379.058</b>

Source: DADM and DBA

Note:

- i. \* Sl. No. 4 and 5 pertains to direct disbursement made by the lenders.
- ii. On lending on account of Tala Hydro Power Corporation is not reflected both in the budget estimates and on-lending statement. However, it has been reflected in the Statement of Outstanding Loan.

#### **4.1.4 LOAN REPAYMENT**

The principal repayment of loans during the year amounted to Nu. 397.963 million, as compared to the repayment of Nu. 467.112 million in the previous year. The FY 2003-2004 loan repayment included Nu. 250 million repayment of the National Pension and Provident Fund's Promissory Note. A detailed statement of principal

repayment of loans for the FY 2003-2004 and FY 2004-2005 by Lender & Projects and Projects & Category are presented in Table 4.1.4(a) and Table 4.1.4(b) respectively.

**Table 4.1.4(a)**

<b>STATEMENT OF PRINCIPAL REPAYMENT OF LOANS:BY LENDER &amp; PROJECTS</b>					
<b>S/NO.</b>	<b>LENDER/PROJECT</b>	<b>LOAN #</b>	<b>2003-2004</b>	<b>2004-2005</b>	<b>% OF TOTAL</b>
<b>A</b>	<b>EXTERNAL:</b>		<b>217.112</b>	<b>397.963</b>	<b>100.00</b>
<b>I</b>	<b>W/Bank</b>		<b>17.011</b>	<b>27.327</b>	<b>6.87</b>
1	Technical Assistance	1416-BHU	3.312	5.079	
2	Forestry - I	1460-BHU	2.775	8.409	
3	Forestry - II	1900-BHU	0.781	0.808	
4	Forestry - III	2533-BHU	2.556	5.154	
5	Bhutan Carbide & Chemicals Ltd.	1596-BHU	3.566	3.718	
6	Primary Education Project	1899-BHU	4.021	4.159	
7	Second Education Project	3044-BHU	0.000	0.000	
8	Rural Access Project	3309-BHU	0.000	0.000	
9	Urban Development Project	3310-BHU	0.000	0.000	
10	Education Development Project	3820-BHU	0.000	0.000	
<b>II</b>	<b>IFAD</b>		<b>18.625</b>	<b>18.612</b>	<b>4.68</b>
7	Small Farm Development Proj.	50-BHU	6.440	6.317	
8	T/gang-Mongar Area Dev. Proj.	178-BHU	4.378	4.294	
9	Puna-Wangdi Valley Dev. Proj.	223-BHU	3.214	3.220	
10	First Eastern Zone Agri. Proj.	299-BHU	4.593	4.781	
15	Second Eastern Zone Agri. Proj.	512-BHU	0.000	0.000	
<b>III</b>	<b>ADB</b>		<b>35.937</b>	<b>44.892</b>	<b>11.28</b>
11	Multi-Project - I	637-BHU	7.666	7.935	
12	Multi-Project - II	722-BHU	9.016	14.855	
13	Chirang Hill Irrigation Proj.	740-BHU	1.021	1.096	
14	Road Mechanisation Proj.	790-BHU	4.557	4.630	
15	Highland Livestock Dev. Proj.	808-BHU	4.059	4.132	
16	Industrial Estates Dev. Proj.	900-BHU	0.700	0.675	
17	Bhutan Dev. Finance Corporation	934-BHU	1.526	2.102	
18	Technical & V/tional Edu.Trng.	1035-BHU	4.607	4.126	
19	East-West H/Way Maint. Proj.	1265-BHU	2.786	5.341	
25	Rural Electrification Proj.	1375-BHU	0.000	0.000	
26	Financial Sector Dev. Proj.	1565-BHU	0.000	0.000	
27	Development Finance Loan	1566-BHU	0.000	0.000	
28	Urban Infrastructure Dev. Proj.	1625-BHU	0.000	0.000	
29	Sustainable RE Project	1712-BHU	0.000	0.000	
30	Health Care Reform	1762-BHU	0.000	0.000	
31	Road Improvement Project	1763-BHU	0.000	0.000	
32	Basic Skill Development Proj.	1830-BHU	0.000	0.000	
<b>IV</b>	<b>KFAED</b>		<b>53.635</b>	<b>28.647</b>	<b>7.20</b>
20	Tala Particles Board Factory Ltd.	259 /311	15.799	0.000	
21	Bhutan Carbide & Chemicals Ltd.	289	18.569	9.645	
22	Bhutan Dev. Finance Corporation	409	19.267	19.002	
<b>V</b>	<b>EFIC-Australia</b>		<b>4.354</b>	<b>4.268</b>	<b>1.07</b>
23	Paro Airport Navigation		4.354	4.268	
<b>VI</b>	<b>GoI</b>		<b>87.550</b>	<b>274.217</b>	<b>68.91</b>
24	Chukhha Hydro Power Corporation		87.550	87.550	
	Kurichu Hydro Power Corporation		0.000	186.667	
<b>VII</b>	<b>Govt. of Austria</b>		<b>0.000</b>	<b>0.000</b>	<b>0.00</b>
43	Basochhu HPP-Lower Stage		0.000	0.000	
<b>B.</b>	<b>INTERNAL:</b>		<b>250.000</b>	<b>0.000</b>	<b>0.00</b>
34	Bank of Bhutan	BOB	0.000	0.000	
25	National Pension & Provident Fund	NPPFB	250.000	0.000	
36	Bhutan National Bank	BNB	0.000	0.000	
	<b>GRAND TOTAL:</b>		<b>467.112</b>	<b>397.963</b>	<b>100.00</b>

**Sources:** External - DADM Internal - DBA

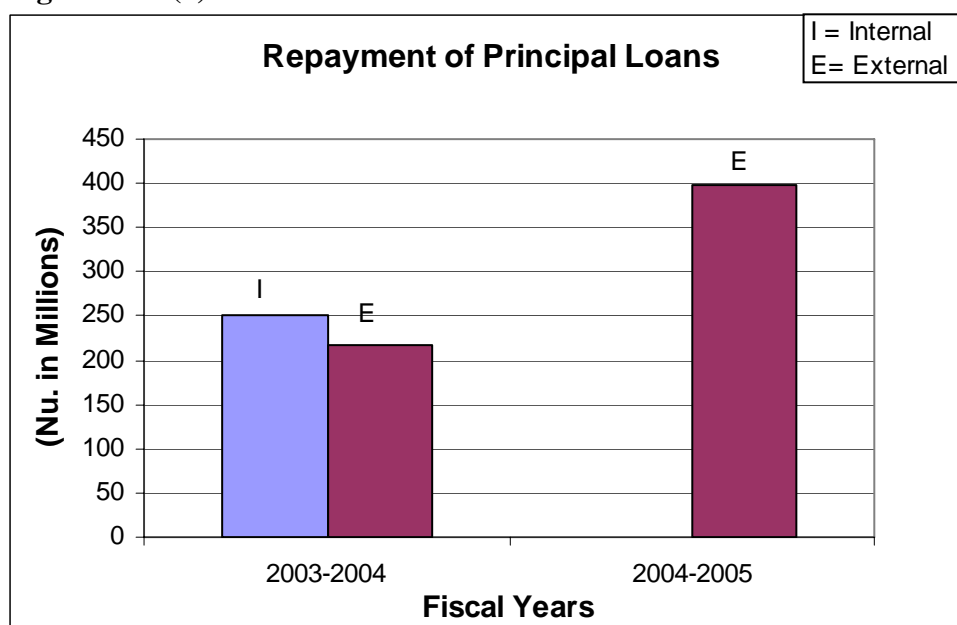
**Table 4.1.4(b)**

<b>STATEMENT OF REPAYMENT OF PRINCIPAL LOANS :BY PROJECTS &amp; CATEGORY</b>					
(Nu. in million)					
<b>SL.NO.</b>	<b>PROJECT</b>	<b>LOAN #</b>	<b>2003-2004</b>	<b>2004-2005</b>	<b>% OF TOTAL</b>
1	Forestry - I	1460-BHU	2.775	8.409	
2	Forestry - II	1900-BHU	0.781	0.808	
3	Forestry - III	2533-BHU	2.556	5.154	
4	Bhutan Carbide & Chemicals Ltd.	1596-BHU	3.566	3.718	
5	Bhutan Dev. Finance Corporation	934-BHU	1.526	4.126	
6	Tala Particles Board Factory Ltd.	259 /311	15.799	0.000	
7	Bhutan Carbide & Chemicals Ltd.	289	18.569	9.645	
8	Bhutan Dev. Finance Corporation	409	19.267	19.002	
9	Paro Airport Navigation		4.354	4.268	
	<b>Corporations used loans (in CC)</b>		<b>69.192</b>	<b>55.130</b>	<b>13.85</b>
10	Chukhha Hydro Power Corporation		87.550	87.550	
11	Kurichu Hydro Power Corporation		0.000	186.667	
	<b>Corporations used loans (in Rs.)</b>		<b>87.550</b>	<b>274.217</b>	<b>68.91</b>
12	Technical Assistance	1416-BHU	3.312	5.079	
13	Primary Education Project	1899-BHU	4.021	4.159	
14	Second Education Project	3044-BHU	0.000	0.000	
15	Rural Access Project	3309-BHU	0.000	0.000	
16	Urban Development Project	3310-BHU	0.000	0.000	
17	Education Development Project	3820-BHU	0.000	0.000	
18	Small Farm Development Proj.	50-BHU	6.440	6.317	
19	T/gang-Mongar Area Dev. Proj.	178-BHU	4.378	4.294	
20	Puna-Wangdi Valley Dev. Proj.	223-BHU	3.214	3.220	
21	First Eastern Zone Agri. Proj.	299-BHU	4.593	4.781	
22	Second Eastern Zone Agri. Proj.	512-BHU	0.000	0.000	
23	Multi-Project - I	637-BHU	7.666	7.935	
24	Multi-Project - II	722-BHU	9.016	14.855	
25	Chirang Hill Irrigation Proj.	740-BHU	1.021	1.096	
26	Road Mechanisation Proj.	790-BHU	4.557	4.630	
27	Highland Livestock Dev. Proj.	808-BHU	4.059	4.132	
28	Industrial Estates Dev. Proj.	900-BHU	0.700	0.675	
29	Technical & V/tional Edu.Trng.	1035-BHU	4.607	2.102	
30	East-West H/Way Maint. Proj.	1265-BHU	2.786	5.341	
	<b>RGoB used loans (in CC)</b>		<b>60.370</b>	<b>68.616</b>	<b>17.24</b>
31	National Pension & Provident Fund	NPPFB	250.000	0.000	
	<b>RGoB used loans (in Nu.)</b>		<b>250.000</b>	<b>0.000</b>	<b>0.00</b>
	<b>Grand Total</b>		<b>467.112</b>	<b>397.963</b>	<b>100.00</b>

Source: External - DADM; Internal - DBA

The statement of principal loan repayment for the past two fiscal years is presented in a graphic form in Figure 4.1.4(a)

**Figure 4.1.4(a)**



## 4.2 SECTOR WISE EXPENDITURE:

The sector-wise expenditure during the year is presented in Table 4.2

**Table 4.2**

SUMMARY OF EXPENDITURE BY SECTORS FOR THE FY 2004-2005					
Sectors	Expenditure			Percent	% to GDP
	Current	Capital	Total		
<b>Social Services</b>	<b>2,016.846</b>	<b>774.221</b>	<b>2,791.067</b>	<b>21.8</b>	<b>7.9</b>
Health	642.320	310.927	953.247	7.5	2.7
Education	1,374.526	463.294	1,837.820	14.4	5.2
<b>Economic Services</b>	<b>1,020.962</b>	<b>2,534.271</b>	<b>3,555.233</b>	<b>27.8</b>	<b>10.1</b>
Agriculture	559.638	310.343	869.981	6.8	2.5
Mining & Manuvt. Industries	38.103	35.978	74.081	0.6	0.2
Transport & Communication	225.753	1,412.145	1,637.898	12.8	4.6
Housing & Public Amenities	140.568	574.745	715.313	5.6	2.0
Energy	29.315	174.255	203.570	1.6	0.6
Other Economic Services	27.585	26.805	54.390	0.4	0.2
<b>General Services</b>	<b>3,132.797</b>	<b>3,306.760</b>	<b>6,439.557</b>	<b>50.4</b>	<b>18.2</b>
General Public Service	2,727.349	2,908.797	5,636.146	44.1	15.9
National Debt Services	405.448	397.963	803.411	6.3	2.3
<b>Total</b>	<b>6,170.605</b>	<b>6,615.252</b>	<b>12,785.857</b>	<b>100</b>	<b>36.2</b>

Table 4.2 in the above reflects the priorities of the Royal Government with highest expenditure in social sectors like Education & Health. This is followed by Transport & Communication and Agriculture.

## 5. FINANCING

During the FY 2004-2005, the fiscal deficit was Nu. 2,392.590 million. Table 5 provides the financing transaction of the Approved Estimates and Actual Outcome for the FY 2004-2005.

**Table 5**

<b>SUMMARY OF VARIATION BETWEEN BUDGET ESTIMATES AND ACTUAL OUTCOME OF FY 2004-2005</b>		
<b>(In Million Ngultrum)</b>		
<b>DETAILS</b>	<b>APPROVED ESTIMATES</b>	<b>ACTUAL OUTCOME</b>
<b>OUTLAY</b>	<b>13,231.699</b>	<b>12,893.650</b>
1. EXPENDITURE:	13,126.999	12,785.857
i. Current	5,968.657	6,170.605
ii. Capital	7,158.342	6,615.252
2. NET LENDING	104.700	(88.053)
3. ADVANCE/SUSPENSE (NET)	-	195.846
<b>SOURCES OF FINANCE</b>	<b>11,351.981</b>	<b>10,501.060</b>
<b>1. INTERNAL RECEIPTS</b>	<b>5,801.690</b>	<b>6,066.101</b>
i) Tax	3,575.486	3,382.367
ii) Non-Tax	2,226.204	2,683.734
<b>2. OTHER RECEIPTS</b>	<b>1,175.223</b>	<b>61.885</b>
<b>3. GRANTS</b>	<b>4,375.068</b>	<b>4,373.074</b>
i) Programme grants	1,894.000	1,883.348
a) GoI	1,750.000	1,750.000
b) Others	144.000	133.348
ii) Project-tied grants	2,481.068	2,489.726
a) GoI	975.351	874.962
b) Others	1,505.717	1,614.764
<b>DEFICIT/SURPLUS<sup>1</sup></b>	<b>1,879.718</b>	<b>2,392.590</b>
<b>4. FINANCING</b>	<b>(1,879.718)</b>	<b>(2,392.590)</b>
	<b>987.871</b>	<b>2,492.438</b>
a) Project-tied borrowings	1,377.911	2,890.401
Repayments	390.040	397.963
b) Resource Gap <sup>2</sup>	<b>(891.847)</b>	<b>99.848</b>

**Source:** DBA, DADM and DRC.

The fiscal deficit of Nu.2,392.59 million works out to 7% of Gross Domestic Product. The Financing Table has been changed to make it consistent with the budget summary format.

<sup>1</sup> Budget deficit/surplus equals [Current & Capital Expenditure + Net Lending + Advance & Suspense (net)] minus [Domestic Revenue + Grants + Other Receipts].

<sup>2</sup> Resource Gap equals [Project-tied Borrowings – Repayments] minus [Budget Deficit/surplus]



## 6. GOVERNMENT RECEIPTS BY SOURCES

The total receipts for the Government during the FY 2004-2005 was Nu.13,858.572 million. More than 44% of the total receipt is from internal revenue and 32% is external grants. Table 6 depicts the breakup of the receipts for the FY 2003-2004 and FY 2004-2005.

**Table 6**

<b>GOVERNMENT RECEIPT BY SOURCES FOR THE FY 2003-2004 &amp; FY 2004-2005</b>				
				(Nu. in Million)
<b>Sl/No.</b>	<b>SOURCES</b>	<b>FY 2003-2004</b>	<b>FY 2004-2005</b>	<b>% of Total</b>
1	Internal Revenue	5,055.195	6,066.101	44
2	Grants	5,367.378	4,373.074	32
3	Borrowings	-	-	20.55
	a. External	1,149.240	1,137.378	8
	b. Internal	-	1,753.023	12.55
4	Recovery of Loans	668.994	467.111	3
5	Other Receipts +/Payments (-)	22.378	61.885	0.45
	<b>Total :</b>	<b>12,263.185</b>	<b>13,858.572</b>	<b>100</b>

Source: DRC, DADM and DBA

### 6.1. INTERNAL REVENUE

The internal revenue for the FY 2004-2005 as reported by Department of Revenue and Customs (DRC) was Nu.6,066.101 million. Table 6.1(a) is an abstract of the Tax and Non-Tax revenue for the FY 2003-2004 and FY 2004-2005 as reported in the National Revenue Report, FY 2004-05 by the Department of Revenue & Customs, Ministry of Finance. The domestic revenue works out to 17.2% of the Gross Domestic Product.

**Table 6.1(a)**

<b>INTERNAL REVENUE FOR THE FISCAL YEAR 2003-04 &amp; 2004-05</b>			
<b>PARTICULARS</b>	<b>FY 2003-2004</b>	<b>FY 2004-2005</b>	<b>% to GDP</b>
Tax Revenue	2,689.896	3,382.367	9.6
Non-Tax Revenue	2,365.299	2,683.734	7.6
<b>Total</b>	<b>5,055.195</b>	<b>6,066.101</b>	<b>17.2</b>

Source: National Revenue Report, 2004-05, DRC

The detailed statement of revenue for the FY 2003-2004 and FY 2004-2005 is presented in Table 6.1(b).

**Table 6.1(b)**

<b>SUMMARY OF REVENUE COLLECTION FOR THE FY 2003-04 &amp; 2004-05</b>				
(Nu. in Million)				
<b>Code</b>	<b>Head of Revenue</b>	<b>FY 2003-2004</b>	<b>FY 2004-2005</b>	<b>% Change</b>
<b>1</b>	<b>Tax Revenue</b>	<b>2,689.896</b>	<b>3,382.367</b>	<b>25.74</b>
<b>1.1</b>	<b>Direct Tax</b>	<b>1,908.019</b>	<b>2,013.628</b>	<b>5.54</b>
1.1.1	Corporate Income Tax	1,015.422	1,022.078	0.66
1.1.2	Business Income Tax	404.020	423.156	4.74
1.1.3	Tax on Payroll/PIT	113.516	84.609	-25.47
1.1.4	Health Contribution	30.713	36.001	17.22
1.1.5	Royalties	243.341	332.239	36.53
1.1.6	Rural Tax	1.370	0.000	-100.00
1.1.7	Motor Vehicle Tax	65.702	72.544	10.41
1.1.8	Business & Professional Licences	22.433	24.195	7.85
1.1.9	Other Tax Revenue	11.502	18.806	63.50
<b>1.2</b>	<b>Indirect Tax</b>	<b>781.877</b>	<b>1,368.739</b>	<b>75.06</b>
1.2.1	Bhutan Sales Tax	495.486	567.897	14.61
1.2.2	Export Tax	0.491	0.870	77.19
1.2.3	Excise Duty	129.284	565.623	337.50
1.2.4	Import Duty	153.978	230.774	49.87
1.2.5	Other Indirect Tax	2.638	3.575	35.52
<b>2</b>	<b>Non Tax Revenue</b>	<b>2,365.299</b>	<b>2,683.734</b>	<b>13.46</b>
<b>2.1</b>	<b>Fees,Dividends,Profits</b>	<b>2,291.760</b>	<b>2,451.121</b>	<b>6.95</b>
2.1.1	Administrative Fees & Charges	149.059	187.572	25.84
2.1.2	Revenue from Government Departments	40.629	78.688	93.67
2.1.3	Dividends	1,753.088	1,550.524	-11.55
2.1.4	Transfer of Profits	198.407	384.475	93.78
2.1.5	Other Non-Tax Revenue	150.577	249.862	65.94
<b>2.2</b>	<b>Capital Revenue</b>	<b>73.539</b>	<b>232.613</b>	<b>216.31</b>
2.2.1	Capital Revenue	73.539	232.613	216.31
	<b>Total Revenue</b>	<b>5,055.195</b>	<b>6,066.101</b>	<b>20.00</b>

Source: National Revenue Report, 2004-05, DRC

## 6.2 EXTERNAL GRANTS

During the FY 2004-2005, the Government received a total grant of Nu. 4,373.109 million. However, Nu. 0.034 million has been refunded to UNICEF as unspent balance vide letter No.14379 in June, 2005. Therefore, the total net external grant received is Nu. 4,373.074 as presented in Table 6.2 Out of this, Nu. 617.138 million representing about 14% of the grant is assistance received in kind. Compared to the FY 2003-2004, there is a decrease in the grant receipts by Nu. 994.304 million or 19%, most of it accounted for by delays in the receipt of project-tied grant.

**Table 6.2.**

<b><u>INTERNATIONAL ASSISTANCE (GRANTS) RECEIVED</u></b> <b><u>DURING THE FISCAL YEAR 2003-04 &amp; 2004-05</u></b>		
<b>PARTICULARS</b>	<b>2003-2004</b>	<b>2004-2005</b>
<b>a) GOI:</b>	<b>3,534.717</b>	<b>2,370.455</b>
1. Program Grant	1,750.000	1,750.000
2. Project Grant (Cash)	1,784.717	620.455
3. Project Grant (Kind)	-	-
<b>b) Other Donors:</b>	<b>1,832.661</b>	<b>2,002.620</b>
Cash	1,383.939	1,385.482
Kind	448.722	617.138
<b>Total</b>	<b>5,367.378</b>	<b>4,373.074</b>

Source: (i) DBA, DADM & SAs

## **6.3 BORROWINGS**

### **6.3.1 INTERNAL**

The FY 2004-2005 started with a negative bank balance of Nu. 131.508 million. However, the Ways and Means option arranged with the Bank of Bhutan facilitated overdraft use of Nu. 330.429 million resulting in interest payment of about Nu. 3,533 million during the year. Further, the Government Treasury Bill of Nu. 500 million due for redemption during the year was also renewed for the 3<sup>rd</sup> consecutive year under the same terms and conditions. The Government Treasury Bill was allotted to the following subscribers:

1.	Bank of Bhutan (BoB)	Nu. 200 million
2.	National Pension & Provident Fund (NPPF)	Nu. 180 million
3.	Bhutan National Bank (BNB)	<u>Nu. 120 million</u>
	<b>Total</b>	<b><u>Nu. 500 million</u></b>

The Royal Government also borrowed a sum of Nu.1,753.023 million for equity participation in the Druk Air Corporation for the purchase of new aircraft.

### **6.3.2 EXTERNAL LOANS**

The total external loan received by the Government during the year amounted to Nu. 1,137.378 million. This consists of Nu. 746.534 million receipts in cash and Nu. 390.844 million in kind. The World Bank & the ADB were the largest lender in the FY 2004-2005 both accounting for around 34% each of the total external borrowings. The Government of Austria was the third largest lender, accounting for around 29% .

Table 6.3.2(a) provides the details of donor wise receipts of the external loan during the year.

**Table 6.3.2(a)**

STATEMENT OF INTERNATIONAL ASSISTANCE (LOAN) RECEIVED DURING THE FISCAL YEAR 2004-05: BY DONOR							
LENDER	SPENDING AGENCY	PROJECT NAME	IN-CASH	IN-KIND	TOTAL	% TO TOTAL	
ADB	MINISTRY OF FINANCE AID & DEBT MANAG. SERRVICES	Urban Infrastructure Dev. Project		1.901	1.901	0.17	
		Sustainable Rural Electr. Project		11.954	11.954	1.05	
		Road Improvement Project		1.113	1.113	0.10	
		Basic Skills Development Project		1.172	1.172	0.10	
	M. OF WORKS AND HUMAN SETTLEMENT ROADS & BRIDGES SERVICES	Road Improvement Project	197.935	37.373	235.308	20.69	
		Urban Infrastructure Dev. Project	74.623	1.837	76.460	6.72	
	M. OF LABOUR AND HUMAN RESOURCES GEN. ADMIN. AND DIRECTION SERVICES	Basic Skills Development Project	10.799		10.799	0.95	
		Basic Skills Development Project	49.923		49.923	4.39	
				<b>333.280</b>	<b>55.350</b>	<b>388.630</b>	<b>34.17</b>
	AUSTRIAN	MINISTRY OF FINANCE AID & DEBT MANAGEMENT SERVICES	Basochhu HPP-Lower stage	0.000	330.736	330.736	29.08
0.000				<b>330.736</b>	<b>330.736</b>	<b>29.08</b>	
IFAD	MINISTRY OF AGRICULTURE AGRICULTURE SERVICES	Second Eastern Zone Agri. Project	27.885		27.885	2.45	
			<b>27.885</b>		<b>27.885</b>	<b>2.45</b>	
W/BANK	MINISTRY OF AGRICULTURE AGRICULTURE SERVICES	Decentralised Rural Dev. Project	3.100		3.100	0.27	
		Rural Access Project	116.046		116.046	10.20	
	M. OF WORKS AND HUMAN SETTLEMENT ROADS & BRIDGES SERVICES	Urban Development Project	127.037	4.758	131.795	11.59	
		Second Education Project	37.598		37.598	3.31	
	MINISTRY OF EDUCATION SCHOOL EDUCATION SERVICES	Education Development Project	101.589		101.589	8.93	
					<b>385.369</b>	<b>4.758</b>	<b>390.128</b>
<b>TOTAL</b>			746.534	390.844	1,137.378	<b>100.00</b>	

Source: DADM & DBA

The loans received during the year is segregated by Corporation used and RGoB used as given in Table 6.3.2(b).

**Table 6.3.2(b)**

STATEMENT OF EXTERNAL LOANS RECEIVED DURING THE FISCAL YEAR 2004-05: BY CATEGORY						
			Amount (Nu. in Million)			
LENDER	SPENDING AGENCY/	PROJECT NAME	IN-CASH	IN-KIND	TOTAL	%
ADB	COMMON PUBLIC EXPENDITURES	Sustainable Rural Elect. Project	-	11.954	11.954	1.051
AUSTRIAN	COMMON PUBLIC EXPENDITURES	Basochhu HPP-Lower stage	-	330.736	330.736	29.079
	<b>Total of Corporation used.</b>		-	<b>342.690</b>	<b>342.690</b>	<b>30.130</b>
ADB	ROADS & BRIDGES SERVICES	Road Improvement Project	197.935	38.486	236.421	20.786
ADB	URBAN DEVELOPMENT & HOUSING	Urban Infrastructure Dev. Project	74.623	3.738	78.361	6.890
ADB	HUMAN RESOURCES SERVICES	Basic Skills Development Project	60.721	1.172	61.893	5.442
IFAD	AGRICULTURE SERVICES	Second Eastern Zone Agri. Project	27.885	-	27.885	2.452
W/BANK	ROADS & BRIDGES SERVICES	Rural Access Project	116.046	-	116.046	10.203
W/BANK	URBAN DEV. & HOUSING	Urban Development Project	127.037	4.758	131.795	11.588
W/BANK	SCHOOL EDUCATION SERVICES	Second Education Project	37.598	-	37.598	3.306
W/BANK	SCHOOL EDUCATION SERVICES	Education Development Project	101.589	-	101.589	8.932
W/BANK	AGRICULTURE SERVICES	Decentralized Rural Dev. Project	3.100	0.000	3.100	0.273
	<b>Total of RGoB used.</b>		<b>746.534</b>	<b>48.154</b>	<b>794.688</b>	<b>69.870</b>
<b>Grand Total</b>			<b>746.534</b>	<b>390.844</b>	<b>1,137.378</b>	<b>100.000</b>

Source: DADM & DBA

The direct disbursement from GoI for the Tala Hydro Power Project (THPP), which is a turnkey project, is not included in the budget estimates and also in the above statement of external borrowings. However, it is reflected in the statement of outstanding loans.

#### **6.4 RECOVERY OF LOANS**

The recovery of principal loans during the FY 2004-2005 is Nu. 467.111 million. This is a decrease by 30% over the FY 2003-2004 recoveries of Nu. 668.994 million. The decrease is due to difference in the recoveries from Druk Air Corporation. The recoveries during the previous year include the Government on-lending to Druk Air to purchase new aircraft, which has been subsequently cancelled and the on-lending recovered within the year itself. Statement of recovery of loans (Principal) during the FY 2003-2004 and FY 2004-2005 is presented in Table 6.4(a).

**Table 6.4(a)**

<b>STATEMENT OF RECOVERY OF LOANS DURING THE FY 2004-2005: BY LENDER</b>			
<b>LENDER</b>	<b>AGENCY</b>	<b>FY 2003-04</b>	<b>FY 2004-05</b>
ADB	Bhutan Dev. Finance Corpn. (BDFC)	13.747	13.747
<b>Total for ADB</b>		<b>13.747</b>	<b>13.747</b>
KFAED	Bhutan Dev. Finance Corpn. (BDFC)	10.902	8.783
- do -	Bhutan Board Particles Limited (BBPL)	12.072	18.108
<b>Total for KFAED</b>		<b>22.974</b>	<b>26.891</b>
GOI	Chukha Hydro Power Corpn. (CHPC)	108.334	131.325
- do -	Kurichu Hydro Power Corpn. (KHPP)	93.333	186.667
<b>Total for GOI</b>		<b>201.667</b>	<b>317.992</b>
RGOB	Druk Air Corporation (DAC)	429.142	42.732
- do -	Road Safety & Transport Authority (RSTA)	1.463	0.189
- do -	Food Corporation of Bhutan	0.000	65.560
<b>Total for RGOB</b>		<b>430.606</b>	<b>108.481</b>
	<b>Grand Total:</b>	<b>668.994</b>	<b>467.111</b>

*Source: DBA*

The statement of recovery of loans is sorted by borrower as given in table 6.4(b).

**Table 6.4(b)**

<b>STATEMENT OF RECOVERY OF LOANS DURING THE FY 2004-2005: BY AGENCY</b>			
<b>AGENCY</b>	<b>LENDER</b>	<b>FY 2003-04</b>	<b>FY 2004-05</b>
Bhutan Dev. Finance Corpn. (BDFC)	ADB	13.747	13.747
-do-	KFAED	10.902	8.783
<b>Total for BDFC</b>		<b>24.649</b>	<b>22.530</b>
Bhutan Board Particles Limited (BBPL)	KFAED	12.072	18.108
<b>Total for BBPL</b>		<b>12.072</b>	<b>18.108</b>
Chukha Hydro Power Corpn. (CHPC)	GOI	108.334	131.325
<b>Total for CHPC</b>		<b>108.334</b>	<b>131.325</b>
Kurichu Hydro Power Corpn. (KHPP)	GOI	93.333	186.667
<b>Total for KHPP</b>		<b>93.333</b>	<b>186.667</b>
Druk Air Corporation (DAC)	RGOB	429.142	42.732
<b>Total for DAC</b>		<b>429.142</b>	<b>42.732</b>
Road Safety & Transport Authority (RSTA)	RGOB	1.463	0.189
<b>Total for RSTA</b>		<b>1.463</b>	<b>0.189</b>
Food Corporation of Bhutan	RGOB	0.000	65.560
<b>Total for FCB</b>		<b>0.000</b>	<b>65.560</b>
<b>TOTAL</b>		<b>668.994</b>	<b>467.111</b>

*Source: DBA*

## 6.5 OTHER RECEIPTS & PAYMENTS

The statement of Other Receipts and Payments during the FY 2004-2005 is presented in table 6.5. The other receipts include Nu.22.560 million audit recoveries recovered by the Royal Audit Authority during the FY 2004-2005.

**Table 6.5**

STATEMENT OF OTHER RECEIPTS, PAYMENTS & ADJUSTMENTS				
Amount (Nu. in millions)				
S/No.	PARTICULARS	AMOUNT		REMARKS
<b>A</b>	<b><u>BUDGET FUND ACCOUNT:</u></b>			
1	Miscellaneous receipts:			
(i)	WFP Generated Fund	12.524		
(ii)	Prior year expenses	0.208		
(iii)	Prior year advances	10.119		
(iv)	Closing cash balances	27.269		
(v)	KR-II Generated Fund	100.000		
(vi)	Recoupment from Refundable Dep. A/c	174.326		
(vii)	Refundable External Grants	1.125		
(viii)	Others *	15.366		<i>* inclu. Audit recoveries 22.560m</i>
	<b>Total of A:</b>		<b>340.937</b>	
<b>B</b>	<b><u>NON-REVENUE ACCOUNT:</u></b>			
	Deposits as per BOB	214.622		Bank Statement, 30 <sup>th</sup> June, 2005
	<b>Total of B:</b>		<b>214.622</b>	
<b>C</b>	<b><u>AGENCIES ACCOUNTS</u></b>			
1	Net of Recoveries & Remittances			
	Total Recoveries	365.270		
	Total Remittances	370.498		
	Net		(5.228)	Schedule on page 181
2	Net of Revenue Receipts & Remittances:			
	Total Receipts	354.667		
	Total Remittances	286.452		
	Net		68.215	Schedule on page 200
3	Net of Other Receipts & Payments:			
	Total Other Receipts	174.997		
	Total Other Payments	730.725		
	Net		(555.728)	Schedule on page 190
	<b>TOTAL of C:</b>		<b>(492.741)</b>	
<b>D</b>	<b><u>OTHER ADJUSTMENTS:</u></b>			
1	Dishonoured Cheques of FY 2004-2005		1.861	Schedule on page 173
2	Cash Balances		(2.794)	
	2004-2005 Opening balances	40.415		Schedule on page 174
	2003-2004 Closing balances	43.209		
	<b>TOTAL of D:</b>		<b>(0.933)</b>	
<b>TOTAL</b>			<b>61.885</b>	

Source: DBA and SAs

## **7. GOVERNMENT DEBT POSITION**

The Statement of Outstanding Loans is presented in Table 7. The loan amounts are denoted in the loan agreement currencies to avoid discrepancies due to exchange rate fluctuation. However, for easy reference a separate column for the closing balances in United States Dollars is also reflected.

As on 30<sup>th</sup> June 2005, the internal loan outstanding was Nu. 2,253.023 million on account of the Government Treasury Bill of Nu. 500 million and Equity participation worth Nu. 1,753.023 million for the purchase of new aircraft.

Total external loans outstanding was Nu. 26,468.37 million. The loan outstanding to GoI at the end of the FY 2004-2005 stood at Nu. 16,603.804 million. The breakup of GoI loan is as follows.

(i)	Chukha Hydro Power Corporation	Nu. 262.650 million
(ii)	Kurichhu Hydro Power Corporation	Nu. 2,053.333 million
(iii)	Tala Hydro Power Corporation	<u>Nu. 14,287.821 million</u>
	Total:	<u>Nu. 16,603.804 million</u>

The hard currency loan outstanding as on the 30th of June 2005, as per the loan account, was reported to be USD 225.593 million, which is equivalent to Nu. 9,864.564 million.

The Government's total debt outstanding for the FY 2004-2005 amounts to Nu. 28.721.39 million, which is around 81.27% of Gross Domestic Product.



**Table 7**

STATEMENT OF OUTSTANDING LOANS FOR THE YEAR ENDED 30TH JUNE 2005													
(Amount in Agreement Currency)													
AGENCY	Loan Committed		Opening balances as on 1st July 2004	W I T H D R A W A L S			REPAYMENTS DURING THE YEAR			Closing Balances as on 30th June 2005	Closing Balances in United States Dollar	Debt to GDP Ratio	
				Principal	Interest & Charges accrued during the year		Total Liability incurred during the year	Principal	Interest & S/Charges				Total
	Curr.	Amount			Interest	C'ment fees/S/charges							
<b>A. INTERNAL</b>	Nu.	-	500.000	1,753.023	66.610	0.000	1,819.633	0.000	66.610	66.610	2,253.023	51.722	<b>6.375</b>
Ways & Means Accounts (BoB)	Nu.	-	-	-	3.553	0.000	3.553	-	3.553	3.553	-	-	
Govt. Bonds (BoB,NPPF & BNB)	Nu.	-	500.000	-	35.100	0.000	35.100	0.000	35.100	35.100	500.000	11.478	
Short-Term Borrowings	Nu.			1,753.023	27.958	0.000	1,780.981	-	27.958	27.958	1,753.023	40.244	
<b>B. EXTERNAL: GOI</b>	Rs.	20,423.638	14,222.283	2,655.738	218.104	0.000	2,873.842	274.217	218.104	492.321	16,603.804	381.171	<b>46.984</b>
Chukha Hydro Power Corporation	Rs.	983.638	350.200	-	16.410	0.000	16.410	87.550	16.410	103.960	262.650	6.030	
Tala Hydro Power Corporation	Rs.	17,200.000	11,632.083	2,655.738	0.000	0.000	2,655.738	-	0.000	-	14,287.821	328.003	
Kurichu Hydro Power Corporation	Rs.	2,240.000	2240.000	-	201.694	0.000	201.694	186.667	201.694	388.361	2,053.333	47.138	
<b>C. EXTERNAL: OTHER THAN GOI</b>	Nu.		9237.017	751.292	112.915	0.000	864.208	123.746	112.915	236.661	9,864.564	225.593	<b>27.914</b>
World Bank (IDA)	SDR	68.336	36.007	6.432	0.608	0.000	7.041	0.433	0.608	1.042	42.006	58.809	
Asian Development Bank (ADB)	SDR	77.718	56.458	6.992	0.795	0.000	7.787	0.714	0.795	1.509	62.736	87.830	
Kuwait Fund for Arab Eco.Dev.(KFAED)	KD	8.296	0.622	-	0.017	0.000	0.017	0.186	0.017	0.203	0.436	1.494	
International Fund for Agri.Dev.(IFAD)	SDR	18.034	13.918	0.422	0.189	0.000	0.612	0.277	0.189	0.466	14.064	19.689	
EFIC (Australia)	USD	0.806	0.095	-	-	0.000	-	0.047	0.000	0.047	0.048	0.048	
Govt of Austria - BHPP Lower Stage	Euro	48.400	41.431	6.275	0.575	0.000	6.850	-	0.575	0.575	47.706	57.724	
Govt. of Denmark - Rural Telecom Network	Euro	16.061	-	0.000	0.036	0.000	-	-	0.036	-	0.000	0.000	
Revaluation of External Loans Balance	Nu.												
<b>Grand Total</b>	Nu.		23,959.300	5,160.053	397.630	0.000	5,557.683	397.963	397.630	795.592	28,721.391	658.486	<b>81.273</b>

**Note:** Exchange rates used for conversion: 1SDR = 1.400USD; 1KD = 3.424USD; 1EURO = 1.210USD & 1USD = NU. 43.560

**Source:** Internal - DBA and (ii) External - DADM

## **8. GOVERNMENT EQUITY HOLDINGS**

The statement of Government Equity holdings as of 30<sup>th</sup> June 2005 is reported by the Public Enterprise Section, Ministry of Finance. The statement is presented in Table 8. The Government had a total investment of Nu. 13,137.742 million in equity holdings of companies and corporations at the beginning of the FY 2004-2005. Further, during the year, investments of Nu. 1,753.023 million and divestment of Nu. 1.396 million were made. The face value of the equity holdings stood at Nu. 14,883.479 million at the end of the FY 2004-2005.

Table 8

STATEMENT OF GOVERNMENT EQUITY PORTFOLIO FOR THE YEAR ENDED 30TH JUNE, 2005												
											Amount (Nu. In Million)	
Sl. No	Corporations	Shareholding as on 30/06/2004				Investment		Divestment		Shareholdings as on 30/06/2005		
		No. of shares	Value (Nu)	% Holding	Face value (Nu.)	No. of shares	Amount (Nu.)	No. of Shares	Amount (Nu.)	No. of Shares	Value (Nu.)	%
<b>I</b>	<b>Manufacturing</b>		<b>5,781.012</b>								<b>5,777.01</b>	
1	Army Welfare Project	25,000	25.000	100%	1,000					25,000	25.000	100%
2	Bhutan Agro Industries Ltd.		9.088	100%	100						9.088	100%
3	Handicrafts Development Corporation	18,600	1.860	100%	100					18,600	1.860	100%
4	Penden cement Authority Ltd.	106,742	106.742	47.1%	1,000					106,742	106.742	47.1%
5	Bhutan Board Products Ltd.	638,734	67.873	24.9%	100					678,734	63.873	48.5%
6	Bhutan Ferro Alloys Ltd.*	385,946	39.400	30%	100					385,946	39.400	26%
7	Forestry Development Corporation	300,000	30.000	100%	100					300,000	30.000	100%
8	Chukha Hydro Power Corporation**	1	1,401.269	100%					-	1	1,401.269	100%
9	Wood Craft Centre		25.200	100%							25.200	100%
10	Kuensel Corporation		50.000	100%							50.000	100%
11	Basochu Hydro Power Corporation		732.841	100%							732.841	100%
12	Kurichhu Hydro Power Corporation		3,291.739	100%							3,291.739	100%
<b>II</b>	<b>Trading</b>		<b>25.200</b>								<b>25.200</b>	
1	Food Corporation of Bhutan	15,000	15.000	100%	1,000					15,000	15.000	100%
2	State Trading Corporation of Bhutan	102,000	10.200	51%	100					102,000	10.200	51%
<b>III</b>	<b>Service</b>		<b>7,108.763</b>								<b>8,860.390</b>	
1	Bhutan Postal Corporation	1	21.261	100%						1	21.261	100%
2	Bhutan Tourism Corporation Ltd.	1,396	1.396	6.67%	1,000			1396		0	0.000	0.0%
3	Druk Air Corporation	472,189	472.189	100%	1,000	1,753,023	1,753.02			2,225,211	2,225.212	100%
4	Bhutan Telecom	854,082	854.082	100%							854.082	100%
5	Bhutan Power Corporation	5,629,000	5,629.000								5,629.000	100%
	Bhutan Broadcasting Service Limited		130.835								130.835	100%
<b>IV</b>	<b>Financial Institutions</b>		<b>220.876</b>								<b>220.876</b>	
1	Bhutan National Bank	161,984	16.198	27.2%	100					161,984	16.198	13.6%
2	Bank of Bhutan	80,000	80.000	80%	1,000					80,000	80.000	80%
3	Bhutan Development Finance Corporation	87,000	87.000	87%	1,000					87,000	87.000	87%
4	Royal Insurance Corporation of Bhutan	37,678	37.678	39.2%	1,000					37,678	37.678	39.2%
	<b>Total</b>	<b>8,915,353</b>	<b>13,135.851</b>			<b>1,753,023</b>	<b>1,753.02</b>	<b>1396</b>	<b>-</b>	<b>4,223,897</b>	<b>14,883.479</b>	
<b>Sources:</b> Public Enterprise Section, Ministry of Finance												

## 9. GOVERNMENT CONSOLIDATED ACCOUNT

Reconciliation of Government Consolidated Account for the FY 2004-2005 is presented in Table 9.

**Table 9**

<b>RECONCILIATION OF GOVERNMENT CONSOLIDATED ACCOUNT FOR THE FY 2004-05</b>			
			Amount (Nu. in millions)
<b>S/NO.</b>	<b>PARTICULARS</b>	<b>AMOUNT</b>	
<b>1</b>	<b>Opening Balance as on 1 July 2004</b>		<b>(131.508)</b>
<b>2</b>	<b><u>RECEIPTS DURING THE YEAR</u></b>		<b>13,502.210</b>
	Budget Fund Account (DBA)	7,167.179	
	Revenue Account (BOB/DRC)	6,120.409	
	Non Revenue Account (BOB)	214.622	
<b>3</b>	<b>Total Receipts</b>		<b>13,370.702</b>
<b>4</b>	<b><u>LESS: PAYMENTS DURING THE YEAR</u></b>		<b>13,377.217</b>
	Budget Fund Account (DBA)	103.637	
	Withdrawals from LC A/c (BOB)	13,219.272	
	Withdrawals from Revenue A/c (BOB/DRC)	54.308	
<b>5</b>	<b>Total Payments</b>		<b>13,377.217</b>
<b>6</b>	<b>Closing Balance as on 30 June 2005 (DBA)</b>		<b>(6.515)</b>
<b>7</b>	<b><u>RECONCILIATION:</u></b>		
	<i>Closing Balance as on 30 June 2005 (BoB/RMA)</i>		<b>536.005</b>
	<b><u>Add:</u></b> Fund in Transit (Cr.) as on 30.06.2005 - BoB	260.363	
	<b><u>Less:</u></b> Fund in Transit (Dr.) as on 30.06.2005 - BoB	816.128	(555.765)
<b>8</b>	<b>Closing Balance as on 30 June 2005 (BoB/RMA)</b>		<b>(19.760)</b>
<b>10</b>	<b><u>Add:</u></b>		<b>153.947</b>
	a) Credits (Deposits) as per DBA but not in BOB		153.858
	b) Debits (Payments) as per BoB but not in DBA		0.089
<b>9</b>	<b><u>Less:</u></b>		<b>140.702</b>
	a) Credit as per BOB but not in DBA		140.702
<b>11</b>	<b>Closing Bank Balance as on 30 June 2005 (DBA)</b>		<b>(6.515)</b>

Source: DBA

## 10. GOVERNMENT BUDGET FUND ACCOUNT

Reconciliation of Government Budget Fund Account for the FY 2004-2005 is presented in Table 10(a)

**Table 10(a)**

<b>RECONCILIATION OF GOVERNMENT BUDGET FUND ACCOUNT FOR THE FY 2004-05</b>			
		(Nu. in millions)	
<b>Sl.No.</b>	<b>PARTICULARS</b>	<b>AMOUNT</b>	<b>REMARKS</b>
<b>1</b>	<b>Closing Balance as per Bank Statement as of 30.06.2005</b>	<b>7,050.299</b>	
<b>2</b>	<b><u>Add:</u></b>	<b>153.947</b>	Table 10(b)
	a) Credits (Deposits) as per Cash Book but not in Bank Statement	153.858	
	b) Debits (Payments) as per BOB but not in Cash Book	0.089	
<b>3</b>	<b><u>Less:</u></b>	<b>140.703</b>	Table 10(c)
	a) Credits (Deposits) as per Bank Statement but not in Cash Book	140.703	
	b) Debits (Payments) as per Cash Book but not in Bank Statement	0.000	
<b>4</b>	<b>Closing Balance as per Cash Book as of 30.06.2004</b>	<b>7,063.543</b>	

Source: DBA

**10(b) RECONCILIATION DETAILS**

<b>RECONCILIATION OF GOVERNMENT BUDGET FUND ACCOUNT FOR FY 2004-2005</b>		
<b>CREDITS (DEPOSITS) AS PER CASH BOOK BUT NOT IN BOB</b>		
		(Nu. in million)
<b>SL.NO.</b>	<b>PARTICULARS</b>	<b>AMOUNT</b>
	<b>Deposits as per Cash Book not reflected in BoB</b>	
1	Closing Cash Balance of JDNP-LC deposited vide Letter No. 1525 dt. 23/08/2004	0.052
2	YDF Fund to NID under FIC1268 deposited vide letter Nop. 14518 dt. 28/6/2005	0.253
3	Closing Cash Balance of CORE-LC deposited vide letter No. 1531 dt. 23/8/2005	0.244
4	Closing Cash Balance of MOF-PLC deposited vide letter No. 1302 dt. 16/8/2004	0.027
		<b>0.305</b>
	<b>Deposits of FY 2004-05 credited by BOB in FY 2005-06</b>	
1	Refund of wrong release from LTO, Kolkata deposited vide letter No. 13966 dt. 15/6/2005	0.289
2	Recovery of KFAED Loan from BBPL deposited vide letter No. 14631 dt. 30/6/2005	6.036
3	Recovery of GOOI loan from CHPC deposited vide letter No. 14630 dt. 30/6/2005	43.775
4	Refund of salary proceeds of Late Parop Rinzin deposited vide letter No. 14627 dt. 30/6/05	0.001
5	EEC fund to RBIT for E/ronment Mgt. With GIS deposited vide letter No. 14525 dt. 28/6/05	1.603
6	Recovery of GOI loan from KHPC deposited vide letter No. 14247 dt. 22/6/05	93.333
7	Himalayan Cataract Project fund for Pry. Eye Care Program deposited vide RMA # 46 dt. 30/6/05	1.085
8	IDA loan for Education Dev. Proj. credited vide RMA # 25 dt. 30/6/05	6.231
9	ADB loan for Urban Infrastructure Dev. Proj. deposited vide RMA #8489 dt. 30/6/05	1.200
	<b>Deposits as per Cash Book but not in BoB</b>	<b>153.553</b>

**Table 10(c)**

<b>RECONCILIATION OF GOVERNMENT BUDGET FUND ACCOUNT FOR THE FY 2004-05</b>		
<b>CREDITS (DEPOSITS AS PER BOB BUT NOT IN THE CASHBOOK)</b>		
		(Nu. in millions)
<b>SL.NO.</b>	<b>PARTICULARS</b>	<b>AMOUNT</b>
<i>Deposits of FY 2003-04 credited by BOB in FY 2004-05</i>		
1	Deposited vide DBA letter # 17586 dt. 30/06/2004 (Recoupment from refundable deposit account)	0.006
2	Deposited vide DBA letter # 17585 dt. 30/06/2004 (Recoupment from refundable deposit account)	0.816
3	Deposited vide DBA letter # 17157 dated 21/06/2004 (UNEP fund for I/mentation of Male Declaration Phase-II USD 10,000)	0.463
4	Deposited vide DBA letter # 17361 dated 25/06/2004 (Recovery of Principal loan from KHPP due on 01/07/2004)	93.333
5	Deposited vide DBA letter # 16538 dated 10/06/2004 (USD 94,800.00) (WFP fund to MOE for School Agri. Proj. in 5 Schools, Fuel Efficiency stoves, training for Cooks & Teachers & 100 bunk beds)	4.369
	<b>Total</b>	<b>98.987</b>
<b>Deposits as per Bank Statements but not in Cash Book</b>		
1	Euro 3,429.37 for DIT, MoIC Credited vide RMA # 7926 dt. 9/6/05	0.194
2	Euro 539,995 +179,995 under EZA Cont. 2296-00 & 01/04 Credited vide RMA# 8097 dt. 16/6/05	38.246
3	CHF 28,107.50 for NID support FRA/DAB by Dansk Blindesam Fund, Thoravej 35. Credited vide RMA # 8218 dt. 22/6/05	0.961
4	USD9,796.00 National University of computer & emerging science block B Faisal town Lhaore Credited vide RMA#4901 dt. 11/2/05	0.425
5	Direct Cash Deposit accepted by BoB as reflected in the Bank Statement d. 24/2/05	0.001
6	Direct Cash Deposit accepted by BoB unidentified	1.889
		<b>41.716</b>
		<b>140.703</b>

**Table 10(d)**

<b>RECONCILIATION OF GOVERNMENT BUDGET FUND ACCOUNT FOR THE FY 2004-05</b>		
<b>DEBIT (PAYMENTS AS PER BOB BUT NOT IN THE CASHBOOK)</b>		
		(Nu. in millions)
<b>SL.NO.</b>	<b>PARTICULARS</b>	<b>AMOUNT</b>
<b>Payments as per BoB but not in Cash Book</b>		
1	Charges for TT of Nu. 1,200,051.37 vide BoB 14/02/2005	0.001
2	Charges for TT of Nu. 335,595.57 to ADB vide BoB 14/02/2005	0.004
3	Charges for ToF to Education Central Stores Nu. 84million vide BoB 01/10/2004	0.084
	<b>Total</b>	<b>0.089</b>

*Financial Statement of the Royal Government for the Year Ended 30th June, 2005*

STATEMENT OF EXTERNAL GRANTS RECEIVED DURING THE FISCAL YEAR 2004-2005: BY DONOR					
DONOR	ADMINISTRATIVE & PROGRAM NAME	PROJECT NAME	AMOUNT		
			IN-CASH	IN-KIND	TOTAL
<b>ABS</b>					
	<b>MINISTRY OF EDUCATION</b>				
	SCHOOL EDUCATION SERVICES	Erecting of a Community School at Pangtoka	2.230		2.230
<b>TOTAL for ABS</b>			<b>2.230</b>		<b>2.230</b>
<b>ADB</b>	<b>NATIONAL STATISTICAL BUREAU</b>				
	GENERAL ADMINISTRATION AND DIRECTION SERVICES	Strngt. of National Statistical System	1.408		1.408
		Strengthening & Collect. of Pursing Power Parity Data	0.338		0.338
	<b>MINISTRY OF FINANCE</b>				
	BUDGET AND ACCOUNTS SERVICES	TA for Public Sector Resource Management	1.644		1.644
	AID & DEBT MANAGEMENT SERVICES	Strengthening the Debt Management Capacity of DADM	0.787		0.787
<b>TOTAL for ADB</b>			<b>4.178</b>		<b>4.178</b>
<b>ADHOC</b>	<b>NATIONAL ENVIRONMENT COMMISSION</b>				
	GENERAL ADMINISTRATION AND DIRECTION SERVICES	Adhoc Assistance for Individual Donors	1.000		1.000
		Contribution from Dr. Yuko Morito for NEC	5.656		5.656
	<b>MINISTRY OF FINANCE</b>				
	BUDGET AND ACCOUNTS SERVICES	Adhoc Assistance for Individual Donors	0.299		0.299
	COMMON PUBLIC EXPENDITURES	Adhoc Assistance for Individual Donors	1.075		1.075
	<b>MINISTRY OF FOREIGN AFFAIRS</b>				
	FOREIGN RELATIONS ABROAD	Adhoc Assistance for Individual Donors	0.208		0.208
	<b>MINISTRY OF HEALTH</b>				
	PUBLIC HEALTH SERVICES	Adhoc Assistance for Individual Donors	0.440		0.440
<b>TOTAL for ADHOC</b>			<b>8.677</b>		<b>8.677</b>
<b>AHF</b>	<b>DZONGKHAG ADMINISTRATION, BUMTHANG</b>				
	RELIGION AND CULTURAL SERVICES	Trig.in Architectural Consert.& Rep.of H.Blg	1.597		1.597
<b>TOTAL for AHF</b>			<b>1.597</b>		<b>1.597</b>
<b>ASBA</b>	<b>COUNCIL FOR RELIGIOUS AFFAIRS</b>				
	MONK BODY (RABDEY) DIRECTION SERVICES	Contribution to Buddhist Community	0.915		0.915
<b>TOTAL for ASBA</b>			<b>0.915</b>		<b>0.915</b>
<b>AUSTRIA</b>	<b>MINISTRY OF FINANCE</b>				
	GENERAL ADMINISTRATION AND DIRECTION SERVICES	HRD for National Finance Service	0.955		0.955
	<b>MINISTRY OF TRADE AND INDUSTRY</b>				
	ENERGY SERVICES	Rural Electrification IV	29.616		29.616
	<b>DZONGKHAG ADMINISTRATION, TONGSA</b>				
	GENERAL ADMINISTRATION AND DIRECTION SERVICES	Renovation of Trongsa Dzong, Phase II		25.985	25.985
<b>TOTAL for AUSTRIA</b>			<b>30.571</b>	<b>25.985</b>	<b>56.556</b>



*Financial Statement of the Royal Government for the Year Ended 30th June, 2005*

STATEMENT OF EXTERNAL GRANTS RECEIVED DURING THE FISCAL YEAR 2004-2005: BY DONOR					
DONOR	ADMINISTRATIVE & PROGRAM NAME	PROJECT NAME	AMOUNT		
			IN-CASH	IN-KIND	TOTAL
<b>AUSTRALIA</b>	<b>MINISTRY OF AGRICULTURE</b>				
	AGRICULTURE SERVICES	Survey of Fruit Flies in Bhutan	0.739		0.739
	<b>MINISTRY OF TRADE AND INDUSTRY</b>				
	TOURISM SERVICES	Tourism Development Bhutan 2003-2005	4.687		4.687
<b>TOTAL for AUSTRALIA</b>			<b>5.426</b>		<b>5.426</b>
<b>BHTF</b>	<b>MINISTRY OF HEALTH</b>				
	MEDICAL SERVICES	Bhutan Health Trust Fund	1.224		1.224
<b>TOTAL for BHTF</b>			<b>1.224</b>		<b>1.224</b>
<b>BT FEC</b>	<b>NATIONAL ENVIRONMENT COMMISSION</b>				
	GENERAL ADMINISTRATION AND DIRECTION SERVICES	HRD at National Environment Commission	1.715		1.715
		Support to NEC for M.Sc	1.702		1.702
	<b>MINISTRY OF AGRICULTURE</b>				
	FORESTRY SERVICES	Strengthening of Forest Fire Management	1.175		1.175
		Royal Manas National Park	0.380		0.380
		Strengthening Forest Fire Management	7.476		7.476
	<b>MINISTRY OF EDUCATION</b>				
	ADULT AND HIGHER EDUCATION SERVICES	Developing Environmental Research at Kanglung	1.200		1.200
	<b>DZONGKHAG ADMINISTRATION, MONGAR</b>				
	RELIGION AND CULTURAL SERVICES	Electrification of Dratshang Kitchen at Kilikhar	0.172		0.172
<b>TOTAL for BT FEC</b>			<b>13.819</b>		<b>13.819</b>
<b>CANADA</b>	<b>MINISTRY OF EDUCATION</b>				
	GENERAL ADMINISTRATION AND DIRECTION SERVICES	Enhancement of Teaching & Learning in New CS, T/gang	0.028		0.028
		Enhancement of Teaching & Learning in New CS, Wangdue	0.035		0.035
		Supply of Dup. Machines & Library to CS, Trongsa	0.045		0.045
		Enhancement of Education Delivery System in Rural Schools	0.059		0.059
		Enhancement of Education Delivery System in Chhukha Dzongkhag	0.051		0.051
		Enhancement of Education Delivery System in Yangtse Dzongkhag	0.042		0.042
		Provision of Equipment & Extension Kits for EMSD	0.219		0.219
	SCHOOL EDUCATION SERVICES	Enhancement of Teaching & Learning in New CS, T/gang	0.143		0.143
		Enhancement of Teaching & Learning in New CS, Wangdue	0.184		0.184
		Supply of Dup. Machines & Library to CS, Trongsa	0.212		0.212
		Enhancement of Education Delivery System in Rural Schools	0.271		0.271
		Enhancement of Education Delivery System in Chhukha Dzongkhag	0.039		0.039
		Enhancement of Education Delivery System in Yangtse Dzongkhag	0.215		0.215
		Assistance to Schools under Zhemgang Dzongkhag	0.188		0.188

*Financial Statement of the Royal Government for the Year Ended 30th June, 2005*

<b>STATEMENT OF EXTERNAL GRANTS RECEIVED DURING THE FISCAL YEAR 2004-2005: BY DONOR</b>					
<b>DONOR</b>	<b>ADMINISTRATIVE &amp; PROGRAM NAME</b>	<b>PROJECT NAME</b>	<b>AMOUNT</b>		
			<b>IN-CASH</b>	<b>IN-KIND</b>	<b>TOTAL</b>
		Establishment of Youth Cum Resource Centre in Mongar LSS	0.390		0.390
		Outdoor Equipment for all DEOs and ADEOs	1.093		1.093
		Enhancement of Vocational Education in Schools	0.973		0.973
<b>TOTAL for CANADA</b>			<b>4.187</b>		<b>4.187</b>
<b>DANIDA</b>	<b>JUDICIARY</b>				
	GENERAL ADMINISTRATION AND DIRECTION SERVICES	Institutional Strengthening of Samtse Court	15.340		15.340
		SAARCLAW Conference	3.109		3.109
	<b>ROYAL AUDIT AUTHORITY</b>				
	GENERAL ADMINISTRATION AND DIRECTION SERVICES	Dev. Support to Royal Audit Authority PhaseII	-1.392		-1.392
	<b>ROYAL CIVIL SERVICE COMMISSION</b>				
	GENERAL ADMINISTRATION AND DIRECTION SERVICES	Good Governance - Support to RCSC	12.000		12.000
	<b>NATIONAL ENVIRONMENT COMMISSION</b>				
	GENERAL ADMINISTRATION AND DIRECTION SERVICES	Environment & Urban Sector Programme Support (NEC)	4.180		4.180
	<b>ROYAL INSTITUTE OF MANAGEMENT</b>				
	GENERAL ADMINISTRATION AND DIRECTION SERVICES	Institutional Strengthening of RIM	-0.154		-0.154
	<b>CENTRE FOR BHUTAN STUDIES</b>				
	GENERAL ADMINISTRATION AND DIRECTION SERVICES	Support to Centre for Bhutan Studies	-0.011		-0.011
	<b>OFFICE OF LEGAL AFFAIRS</b>				
	GENERAL ADMINISTRATION AND DIRECTION SERVICES	Strengthening of Department of Legal Affairs	-0.807		-0.807
		Good Governance - Support to Legal Affairs	4.955		4.955
	<b>MINISTRY OF HOME AND CULTURAL AFFAIRS</b>				
	CULTURAL SERVICES	Inst.Strngt. & Cap. Enhancement of N.L. Ph2	1.471		1.471
	<b>MINISTRY OF FINANCE</b>				
	REVENUE & CUSTOMS SERVICES	Inst. Strengthening of Revenue & Custom Ph.II	-1.221		-1.221
		Good Governance - Support to DRC	10.000		10.000
	AID & DEBT MANAGEMENT SERVICES	Capacity Strengthening of DADM	3.591		3.591
	COMMON PUBLIC EXPENDITURES	Good Governance - Support to BBS	12.000		12.000
		Rural Telecom Network Expansion Project		126.982	126.982
	<b>MINISTRY OF AGRICULTURE</b>				
	GENERAL ADMINISTRATION AND DIRECTION SERVICES	Environment Sector Programme Support	-1.453		-1.453
		Environment & Urban Sector Programme Support (MoA)	9.319		9.319
	<b>MINISTRY OF TRADE AND INDUSTRY</b>				
	GENERAL ADMINISTRATION AND DIRECTION SERVICES	Environment & Urban Sector Programme Support (MTI)	2.440		2.440
	<b>MINISTRY OF WORKS AND HUMAN SETTLEMENT</b>				
	GENERAL ADMINISTRATION AND DIRECTION SERVICES	Urban Dev. Sector Programme Support	6.966		6.966

*Financial Statement of the Royal Government for the Year Ended 30th June, 2005*

STATEMENT OF EXTERNAL GRANTS RECEIVED DURING THE FISCAL YEAR 2004-2005: BY DONOR					
DONOR	ADMINISTRATIVE & PROGRAM NAME	PROJECT NAME	AMOUNT		
			IN-CASH	IN-KIND	TOTAL
		HSPS III-Budgetary Support	1.437		1.437
		Environment & Urban Sector Programme Support (MoWHS)	9.126		9.126
		Environment & Urban Sector Programme Support (Dzongkhag Towns)	1.795		1.795
	URBAN DEVELOPMENT AND HOUSING SERVICES	Environment & Urban Sector Programme Support (Dzongkhag Towns)	7.895		7.895
	<b>MINISTRY OF INFORMATION AND COMMUNICATIONS</b>				
	INFORMATION AND MEDIA SERVICES	Good Governance - Support to MoC	-0.323		-0.323
	<b>MINISTRY OF HEALTH</b>				
	GENERAL ADMINISTRATION AND DIRECTION SERVICES	Rural Water Supply and Sanitation	53.869		53.869
		HSPS III-Budgetary Support	138.388		138.388
		HSPS III Component II - Support to Capacity Bldg. in Mngt.	8.882		8.882
	PUBLIC HEALTH SERVICES	Rural Water Supply and Sanitation	2.830		2.830
	<b>MINISTRY OF EDUCATION</b>				
	GENERAL ADMINISTRATION AND DIRECTION SERVICES	Education Sector Programme Support (Comp 1-Budgetary Support)	86.204		86.204
	SCHOOL EDUCATION SERVICES	Education Sector Programme Support	22.139		22.139
		Education Sector Programme Support (Comp 1-Budgetary Support)	21.000		21.000
	<b>TOTAL for DANIDA</b>		<b>433.576</b>	<b>126.982</b>	<b>560.558</b>
<b>EEC</b>	<b>ROYAL UNIVERSITY OF BHUTAN</b>				
	ADULT AND HIGHER EDUCATION SERVICES	Environment Management with Geographic Information Science	1.603		1.603
	<b>MINISTRY OF AGRICULTURE</b>				
	AGRICULTURE SERVICES	Wang Watershed Management Project	23.436		23.436
		Medicine Plants Project Phase II	17.402		17.402
	COUNCIL FOR RNR RESEARCH OF BHUTAN SERVICES	RNR Extension Support Programme	13.468		13.468
	<b>TOTAL for EEC</b>		<b>55.909</b>		<b>55.909</b>
<b>FAO</b>	<b>MINISTRY OF AGRICULTURE</b>				
	GENERAL ADMINISTRATION AND DIRECTION SERVICES	Stng. Capa. for Effective Participt. in Codex	0.429		0.429
	AGRICULTURE SERVICES	Control of Citrus Geening & Citrus Tristeza Virus	0.335		0.335
	LIVESTOCK SERVICES	Development & Strengthening of QCRS	0.520		0.520
	<b>MINISTRY OF EDUCATION</b>				
	ADULT AND HIGHER EDUCATION SERVICES	NFE Programme in Bhutan	1.072		1.072
	<b>TOTAL for FAO</b>		<b>2.355</b>		<b>2.355</b>
<b>FRANCE</b>	<b>MINISTRY OF AGRICULTURE</b>				
	LIVESTOCK SERVICES	Bovine Identification Programme	0.065		0.065
		Training on Artificial Insemination & Fodder Management	0.035		0.035
	<b>TOTAL for FRANCE</b>		<b>0.100</b>		<b>0.100</b>
<b>GFATM</b>	<b>MINISTRY OF HEALTH</b>				

*Financial Statement of the Royal Government for the Year Ended 30th June, 2005*

STATEMENT OF EXTERNAL GRANTS RECEIVED DURING THE FISCAL YEAR 2004-2005: BY DONOR					
DONOR	ADMINISTRATIVE & PROGRAM NAME	PROJECT NAME	AMOUNT		
			IN-CASH	IN-KIND	TOTAL
	PUBLIC HEALTH SERVICES	Enhanced Malaria Control Project	21.951		21.951
		A renewed Strategy to Reduce Tuberculosis Burden in Bhutan	8.553		8.553
<b>TOTAL for GFATM</b>			<b>30.505</b>		<b>30.505</b>
<b>GOI</b>	<b>MINISTRY OF HOME AND CULTURAL AFFAIRS</b>				
	CULTURAL SERVICES	Construction of Office & Exhibition Hall	0.850		0.850
		Renovation of Simtokha Dzong	16.200		16.200
	<b>MINISTRY OF FINANCE</b>				
	COMMON PUBLIC EXPENDITURES	Construction of TV Centre	3.000		3.000
		Establishment of Youth Development Centre, Thimphu	34.583		34.583
		Telecom Cellular Phone Project		30.374	
	<b>MINISTRY OF AGRICULTURE</b>				
	GENERAL ADMINISTRATION AND DIRECTION SERVICES	Development of Agriculture Marketing System	10.330		10.330
	SURVEY AND LAND RECORD SERVICES	Geophysical Survey and Technology Transfer	1.500		1.500
	LIVESTOCK SERVICES	Strengthening of Livestock Development Initiative	5.500		5.500
	<b>MINISTRY OF TRADE AND INDUSTRY</b>				
	GENERAL ADMINISTRATION AND DIRECTION SERVICES	Tintibi -Trongsa - Bumthang Transmission Line	38.000		38.000
		Improvement of Fuel Quality	4.300		4.300
	ENERGY SERVICES	Hydrometeorological Services for GOI	13.500		13.500
		Tintibi -Trongsa - Bumthang Transmission Line	3.572		3.572
		Integrated Energy Management Master Plan	15.000		15.000
		Improvement of Transmission Grid (8th Plan Spillover)	32.939		32.939
	INDUSTRIES SERVICES	Essential Oils - Quality Control Lab	8.030		8.030
		Improvement of Fuel Quality	11.125		11.125
	<b>MINISTRY OF WORKS AND HUMAN SETTLEMENT</b>				
	URBAN DEVELOPMENT AND HOUSING SERVICES	Low Income Housing	50.000		50.000
		Pasakha-Manitar Road (8th Plan Spillover)		100.000	
		Construction of 3 bridges (8th Plan Spillover)		6.234	
		Babesa-Phuentsholing Highway (Double Lane)		100.000	
		Runway Resurfacing/Extension of Paro Airport		17.900	
	<b>MINISTRY OF INFORMATION AND COMMUNICATIONS</b>				
	CIVIL AVIATION SERVICES	Airport Fencing	9.800		9.800
		River Protection Works	5.000		5.000
		Rapid Intervention Vehicle	15.000		15.000
	ROAD SAFETY AND TRANSPORT SERVICES	Preparation of Transport Master Plan	0.960		0.960

*Financial Statement of the Royal Government for the Year Ended 30th June, 2005*

<b>STATEMENT OF EXTERNAL GRANTS RECEIVED DURING THE FISCAL YEAR 2004-2005: BY DONOR</b>					
<b>DONOR</b>	<b>ADMINISTRATIVE &amp; PROGRAM NAME</b>	<b>PROJECT NAME</b>	<b>AMOUNT</b>		
			<b>IN-CASH</b>	<b>IN-KIND</b>	<b>TOTAL</b>
	INFORMATION AND TECHNOLOGY SERVICES	Dzongkhag LAN and Internet Connections	26.525		26.525
		Government Intranet	21.210		21.210
		E-Governance Project	0.500		0.500
		IT Education in 100 Primary Schools	20.000		20.000
	<b>MINISTRY OF HEALTH</b>				
	PUBLIC HEALTH SERVICES	Malaria Control Programme (8th Plan Spillover)	18.708		18.708
	MEDICAL SERVICES	Mongar Hospital (8th Plan Spillover)	42.807		42.807
		Expansion of JDWNM Hospital (8th Plan Spillover)	118.990		118.990
	<b>MINISTRY OF EDUCATION</b>				
	ADULT AND HIGHER EDUCATION SERVICES	Expansion of Sherubtse College	24.918		24.918
		Infrastructure Development of Institute of Language	0.690		0.690
		Scholarships (8th Plan Spillover)	23.445		23.445
		Sherubtse College Lectures - Colombo Plan (8th Plan Spillover)	5.151		5.151
	SCHOOL EDUCATION SERVICES	Construction of 10 new schools at new sites	35.822		35.822
	YOUTH AND SPORTS SERVICES	Construction of Youth Centre	2.500		2.500
		Programme Grant (9th Plan)	1,750.000		1,750.000
<b>TOTAL for GOI</b>			<b>2,370.455</b>	<b>224.134</b>	<b>2,370.455</b>
<b>GTZ</b>	<b>MINISTRY OF AGRICULTURE</b>				
	FORESTRY SERVICES	BGSRDP Third Phase		0.500	0.500
	<b>DZONGKHAG ADMINISTRATION, PUNAKHA</b>				
	GENERAL ADMINISTRATION AND DIRECTION SERVICES	BGSRDP Third Phase	0.065		0.065
	AGRICULTURE SERVICES	BGSRDP Third Phase	0.147		0.147
	FORESTRY SERVICES	BGSRDP Third Phase	0.130		0.130
	<b>CHHUBB GEWOG</b>				
	AGRICULTURE SERVICES	BGSRDP Third Phase	0.030		0.030
	<b>GOENSHARI GEWOG</b>				
	AGRICULTURE SERVICES	BGSRDP Third Phase	0.030		0.030
	<b>GUMA GEWOG</b>				
	AGRICULTURE SERVICES	BGSRDP Third Phase	0.025		0.025
	<b>KABJISA GEWOG</b>				
	AGRICULTURE SERVICES	BGSRDP Third Phase	0.042		0.042
	<b>LIMBUKHA GEWOG</b>				

*Financial Statement of the Royal Government for the Year Ended 30th June, 2005*

STATEMENT OF EXTERNAL GRANTS RECEIVED DURING THE FISCAL YEAR 2004-2005: BY DONOR					
DONOR	ADMINISTRATIVE & PROGRAM NAME	PROJECT NAME	AMOUNT		
			IN-CASH	IN-KIND	TOTAL
	AGRICULTURE SERVICES	BGSRDP Third Phase	0.027		0.027
	<b>SHENGANA GEWOG</b>				
	AGRICULTURE SERVICES	BGSRDP Third Phase	0.016		0.016
	<b>TALO GEWOG</b>				
	AGRICULTURE SERVICES	BGSRDP Third Phase	0.038		0.038
	<b>TEOWANG GEWOG</b>				
	AGRICULTURE SERVICES	BGSRDP Third Phase	0.028		0.028
	<b>ZOMA GEWOG</b>				
	AGRICULTURE SERVICES	BGSRDP Third Phase	0.034		0.034
	<b>DZONGKHAG ADMINISTRATION, WANGDUE PHODRANG</b>				
	AGRICULTURE SERVICES	BGSRDP Third Phase	1.060		1.060
	LIVESTOCK SERVICES	BGSRDP Third Phase	0.125		0.125
	FORESTRY SERVICES	BGSRDP Third Phase	0.100		0.100
	<b>TOTAL for GTZ</b>		<b>1.897</b>	<b>0.500</b>	<b>2.397</b>
<b>HELVETAS</b>	<b>MINISTRY OF HEALTH</b>				
	GENERAL ADMINISTRATION AND DIRECTION SERVICES	Primary Eye Care	2.257		2.257
	PUBLIC HEALTH SERVICES	Primary Eye Care II	1.085		1.085
			<b>3.342</b>		<b>3.342</b>
	<b>ROYAL UNIVERSITY OF BHUTAN</b>				
	ADULT AND HIGHER EDUCATION SERVICES	National Resources Training Institute Phase IV	1.000		1.000
	<b>MINISTRY OF AGRICULTURE</b>				
	GENERAL ADMINISTRATION AND DIRECTION SERVICES	East Central Region Agriculture Development Project Phase I		5.238	5.238
	FORESTRY SERVICES	The Participatory Forest Management Project P-I	6.887		6.887
	COUNCIL FOR RNR RESEARCH OF BHUTAN SERVICES	RNR-Research System Project Phase II	-1.127		-1.127
	<b>DZONGKHAG ADMINISTRATION, BUMTHANG</b>				
	AGRICULTURE SERVICES	East Central Region Agriculture Development Project Phase I		0.165	0.165
	<b>DZONGKHAG ADMINISTRATION, SARPANG</b>				
	AGRICULTURE SERVICES	East Central Region Agriculture Development Project Phase I		0.140	0.140
	LIVESTOCK SERVICES	East Central Region Agriculture Development Project Phase I		0.162	0.162
	<b>DZONGKHAG ADMINISTRATION, ZHEMGANG</b>				
	AGRICULTURE SERVICES	East Central Region Agriculture Development Project Phase I		0.340	0.340
	LIVESTOCK SERVICES	East Central Region Agriculture Development Project Phase I		0.230	0.230
	<b>DZONGKHAG ADMINISTRATION, TONGSA</b>				
	AGRICULTURE SERVICES	East Central Region Agriculture Development Project Phase I		0.227	0.227
	LIVESTOCK SERVICES	East Central Region Agriculture Development Project Phase I		0.258	0.258

*Financial Statement of the Royal Government for the Year Ended 30th June, 2005*

STATEMENT OF EXTERNAL GRANTS RECEIVED DURING THE FISCAL YEAR 2004-2005: BY DONOR					
DONOR	ADMINISTRATIVE & PROGRAM NAME	PROJECT NAME	AMOUNT		
			IN-CASH	IN-KIND	TOTAL
<b>TOTAL for HELVETAS</b>			<b>6.760</b>	<b>6.760</b>	<b>13.521</b>
<b>IDA</b>	<b>MINISTRY OF AGRICULTURE</b>				
	GENERAL ADMINISTRATION AND DIRECTION SERVICES	Preparation for Multi-Sectoral Mechanism & Incentives for Land Mngt.	2.729		2.729
	AGRICULTURE SERVICES	Preparation for Multi-Sectoral Mechanism & Incentives for Land Mngt.	3.349		3.349
	FORESTRY SERVICES	Preparation for Multi-Sectoral Mechanism & Incentives for Land Mngt.	0.322		0.322
<b>TOTAL for IDA</b>			<b>6.399</b>		<b>6.399</b>
<b>IDF</b>	<b>MINISTRY OF FINANCE</b>				
	BUDGET AND ACCOUNTS SERVICES	Institutional Development & Capacity Building for FM of RGoB	1.196		1.196
<b>TOTAL for IDF</b>			<b>1.196</b>		<b>1.196</b>
<b>IDRC-CA</b>	<b>MINISTRY OF AGRICULTURE</b>				
	AGRICULTURE SERVICES	Enhancing Productivity through INR Mngt.	-0.054		-0.054
	LIVESTOCK SERVICES	CBNRM National Framework	2.901		2.901
	<b>MINISTRY OF INFORMATION AND COMMUNICATIONS</b>				
	INFORMATION AND TECHNOLOGY SERVICES	Localization of Dzongkha On An Open Source Platform	0.380		0.380
		Rural Access Connectivity	5.924		5.924
	<b>MINISTRY OF EDUCATION</b>				
	GENERAL ADMINISTRATION AND DIRECTION SERVICES	ICT Supported Distance Education in Bhutan	0.541		0.541
	ADULT AND HIGHER EDUCATION SERVICES	ICT Supported Distance Education in Bhutan	0.421		0.421
<b>TOTAL for IDRC-CA</b>			<b>10.114</b>		<b>10.114</b>
<b>JAPAN</b>	<b>MINISTRY OF FINANCE</b>				
	COMMON PUBLIC EXPENDITURES	Increase of Food Production (KR II 2004)	3.468		3.468
		Grassroots Human Security	3.935		3.935
	<b>MINISTRY OF WORKS AND HUMAN SETTLEMENT</b>				
	ROADS & BRIDGES SERVICES	Improvement of Equipment for Road Construction & Maintenance		0.096	0.096
<b>TOTAL for JAPAN</b>			<b>7.403</b>	<b>0.096</b>	<b>7.499</b>
<b>JFAC</b>	<b>MINISTRY OF HOME AND CULTURAL AFFAIRS</b>				
	CULTURAL SERVICES	JPF Grant for Publ.of Brochures to N.Library	0.695		0.695
<b>TOTAL for JFAC</b>			<b>0.695</b>		<b>0.695</b>
<b>JICA</b>	<b>BJEE GEWOG</b>				
	GENERAL ADMINISTRATION AND DIRECTION SERVICES	Decentralization Pilot Project (Haa)	0.450		0.450
	ROADS & BRIDGES SERVICES	Decentralization Pilot Project (Haa)	0.450		0.450
	<b>KATSHO GEWOG</b>				
	GENERAL ADMINISTRATION AND DIRECTION SERVICES	Decentralization Pilot Project (Haa)	0.905		0.905
	ROADS & BRIDGES SERVICES	Decentralization Pilot Project (Haa)	0.004		0.004
	<b>SOMBAY GEWOG</b>				

*Financial Statement of the Royal Government for the Year Ended 30th June, 2005*

STATEMENT OF EXTERNAL GRANTS RECEIVED DURING THE FISCAL YEAR 2004-2005: BY DONOR					
DONOR	ADMINISTRATIVE & PROGRAM NAME	PROJECT NAME	AMOUNT		
			IN-CASH	IN-KIND	TOTAL
	GENERAL ADMINISTRATION AND DIRECTION SERVICES	Decentralization Pilot Project (Haa)	0.450		0.450
	ROADS & BRIDGES SERVICES	Decentralization Pilot Project (Haa)	0.450		0.450
	<b>SAMA GEWOG</b>				
	GENERAL ADMINISTRATION AND DIRECTION SERVICES	Decentralization Pilot Project (Haa)	0.449		0.449
	HEALTH SERVICES	Decentralization Pilot Project (Haa)	0.449		0.449
	<b>USEU GEWOG</b>				
	GENERAL ADMINISTRATION AND DIRECTION SERVICES	Decentralization Pilot Project (Haa)	0.449		0.449
	ROADS & BRIDGES SERVICES	Decentralization Pilot Project (Haa)	0.450		0.450
	<b>CHHOEKHOR GEWOG</b>				
	GENERAL ADMINISTRATION AND DIRECTION SERVICES	Decentralization Pilot Project (Bumthang)	0.203		0.203
	ROADS & BRIDGES SERVICES	Decentralization Pilot Project (Bumthang)	0.690		0.690
	<b>CHHUME GEWOG</b>				
	GENERAL ADMINISTRATION AND DIRECTION SERVICES	Decentralization Pilot Project (Bumthang)	0.891		0.891
	<b>TANG GEWOG</b>				
	GENERAL ADMINISTRATION AND DIRECTION SERVICES	Decentralization Pilot Project (Bumthang)	0.452		0.452
	ROADS & BRIDGES SERVICES	Decentralization Pilot Project (Bumthang)	0.452		0.452
	<b>URA GEWOG</b>				
	GENERAL ADMINISTRATION AND DIRECTION SERVICES	Decentralization Pilot Project (Bumthang)	0.451		0.451
	ROADS & BRIDGES SERVICES	Decentralization Pilot Project (Bumthang)	0.451		0.451
	<b>BARTSHAM GEWOG</b>				
	GENERAL ADMINISTRATION AND DIRECTION SERVICES	Decentralization Pilot Project (T/gang)	0.900		0.900
	<b>BIDUNG GEWOG</b>				
	GENERAL ADMINISTRATION AND DIRECTION SERVICES	Decentralization Pilot Project (T/gang)	0.902		0.902
	<b>KANGLUNG GEWOG</b>				
	GENERAL ADMINISTRATION AND DIRECTION SERVICES	Decentralization Pilot Project (T/gang)	0.090		0.090
	ROADS & BRIDGES SERVICES	Decentralization Pilot Project (T/gang)	0.806		0.806
	<b>KANGPARA GEWOG</b>				
	GENERAL ADMINISTRATION AND DIRECTION SERVICES	Decentralization Pilot Project (T/gang)	0.900		0.900
	<b>KHALING GEWOG</b>				
	GENERAL ADMINISTRATION AND DIRECTION SERVICES	Decentralization Pilot Project (T/gang)	0.090		0.090
	HEALTH SERVICES	Decentralization Pilot Project (T/gang)	0.810		0.810
	<b>LUMANG GEWOG</b>				
	GENERAL ADMINISTRATION AND DIRECTION SERVICES	Decentralization Pilot Project (T/gang)	0.898		0.898
	<b>MERAK GEWOG</b>				
	GENERAL ADMINISTRATION AND DIRECTION SERVICES	Decentralization Pilot Project (T/gang)	0.900		0.900



*Financial Statement of the Royal Government for the Year Ended 30th June, 2005*

STATEMENT OF EXTERNAL GRANTS RECEIVED DURING THE FISCAL YEAR 2004-2005: BY DONOR					
DONOR	ADMINISTRATIVE & PROGRAM NAME	PROJECT NAME	AMOUNT		
			IN-CASH	IN-KIND	TOTAL
	<b>NANONG GEWOG</b>				
	GENERAL ADMINISTRATION AND DIRECTION SERVICES	Decentralization Pilot Project (T/gang)	0.090		0.090
	ROADS & BRIDGES SERVICES	Decentralization Pilot Project (T/gang)	0.807		0.807
	<b>PHONGMEY GEWOG</b>				
	GENERAL ADMINISTRATION AND DIRECTION SERVICES	Decentralization Pilot Project (T/gang)	0.900		0.900
	<b>RADHI GEWOG</b>				
	GENERAL ADMINISTRATION AND DIRECTION SERVICES	Decentralization Pilot Project (T/gang)	0.901		0.901
	<b>SAKTEN GEWOG</b>				
	GENERAL ADMINISTRATION AND DIRECTION SERVICES	Decentralization Pilot Project (T/gang)	0.900		0.900
	<b>SAMKHAR GEWOG</b>				
	GENERAL ADMINISTRATION AND DIRECTION SERVICES	Decentralization Pilot Project (T/gang)	0.090		0.090
	ROADS & BRIDGES SERVICES	Decentralization Pilot Project (T/gang)	0.810		0.810
	<b>SHONGPHU GEWOG</b>				
	GENERAL ADMINISTRATION AND DIRECTION SERVICES	Decentralization Pilot Project (T/gang)	0.090		0.090
	ROADS & BRIDGES SERVICES	Decentralization Pilot Project (T/gang)	0.813		0.813
	<b>THRIMSHING GEWOG</b>				
	GENERAL ADMINISTRATION AND DIRECTION SERVICES	Decentralization Pilot Project (T/gang)	0.874		0.874
	<b>UZORONG GEWOG</b>				
	GENERAL ADMINISTRATION AND DIRECTION SERVICES	Decentralization Pilot Project (T/gang)	0.899		0.899
	<b>YANGNEER GEWOG</b>				
	GENERAL ADMINISTRATION AND DIRECTION SERVICES	Decentralization Pilot Project (T/gang)	0.898		0.898
	<b>TOTAL for JICA</b>		<b>22.463</b>		<b>22.463</b>
<b>Mac-A-USA</b>	<b>MINISTRY OF AGRICULTURE</b>				
	FORESTRY SERVICES	Ugyen Wangchuck Institute of Environment & Forestry Studies	16.324		16.324
	<b>TOTAL for MacA-USA</b>		<b>16.324</b>		<b>16.324</b>
<b>NET O</b>	<b>ROYAL INSTITUTE OF MANAGEMENT</b>				
	GENERAL ADMINISTRATION AND DIRECTION SERVICES	Capacity Building of RIM	6.760		6.760
	<b>MINISTRY OF AGRICULTURE</b>				
	GENERAL ADMINISTRATION AND DIRECTION SERVICES	Collaboration in Biodiversity Management	0.453		0.453
		Collaboration between the NBC, Bhutan & the CGN, the Netherlands	2.460		2.460
	LIVESTOCK SERVICES	Peri Urban Dairy Farming Project	3.769		3.769
	<b>MINISTRY OF TRADE AND INDUSTRY</b>				
	TOURISM SERVICES	Sustainable Tourism Legislation in SDA Countries	2.557		2.557
	<b>TOTAL for NET O</b>		<b>15.998</b>		<b>15.998</b>
<b>NET PSF</b>	<b>MINISTRY OF FINANCE</b>				

*Financial Statement of the Royal Government for the Year Ended 30th June, 2005*

STATEMENT OF EXTERNAL GRANTS RECEIVED DURING THE FISCAL YEAR 2004-2005: BY DONOR					
DONOR	ADMINISTRATIVE & PROGRAM NAME	PROJECT NAME	AMOUNT		
			IN-CASH	IN-KIND	TOTAL
	GENERAL ADMINISTRATION AND DIRECTION SERVICES	Type Three Projects	-2.123		-2.123
	AID & DEBT MANAGEMENT SERVICES	Type Three Projects	3.878		3.878
<b>TOTAL for NET PSF</b>			<b>1.755</b>		<b>1.755</b>
<b>NET SDA</b>	<b>ROYAL CIVIL SERVICE COMMISSION</b>				
	GENERAL ADMINISTRATION AND DIRECTION SERVICES	Human Resources Development Phase II	-0.361		-0.361
		Sustainable Human Resource Development	49.700		49.700
	<b>CENTRE FOR BHUTAN STUDIES</b>				
	GENERAL ADMINISTRATION AND DIRECTION SERVICES	Seminar on Gross National Happiness	0.909		0.909
	<b>MINISTRY OF FINANCE</b>				
	AID & DEBT MANAGEMENT SERVICES	Operational Budget (AKV) of SDS	3.000		3.000
		Sustainable Development Fund Phase II	15.000		15.000
	PLANNING COMMISSION SECRETARIAT	National M & Evaluation System	3.000		3.000
	<b>MINISTRY OF AGRICULTURE</b>				
	GENERAL ADMINISTRATION AND DIRECTION SERVICES	Agro Biodiversity Conservation	6.700		6.700
	AGRICULTURE SERVICES	Agro Biodiversity Conservation	2.000		2.000
	FORESTRY SERVICES	Agro Biodiversity Conservation	1.000		1.000
		Bio-Diversity Conservation Phase II	34.000		34.000
	<b>MINISTRY OF TRADE AND INDUSTRY</b>				
	GEOLOGY AND MINES SERVICES	Capacity for Slope Stability & Environment	20.800		20.800
	ENERGY SERVICES	Sustainable Rural Electrification - II	87.000		87.000
	<b>MINISTRY OF WORKS AND HUMAN SETTLEMENT</b>				
	ROADS & BRIDGES SERVICES	EFRC Support Programme	11.500		11.500
	<b>MINISTRY OF LABOUR AND HUMAN RESOURCES</b>				
	EMPLOYMENT & LABOUR SERVICES	Institutional Capacity Building of DEL	11.400		11.400
		Youth Exchange Programme	0.127		0.127
	HUMAN RESOURCES SERVICES	Institute of Zorig Chusum, Phase II	1.900		1.900
	BHUTAN VOCATIONAL QUALIFICATION AUTHORITY	Institute of Zorig Chusum, Phase II	2.855		2.855
<b>TOTAL for NET SDA</b>			<b>250.530</b>		<b>250.530</b>
<b>NORAD</b>	<b>MINISTRY OF TRADE AND INDUSTRY</b>				
	ENERGY SERVICES	Inst.Strg. of Energy Sector Phase -II	9.809		9.809
<b>TOTAL for NORAD</b>			<b>9.809</b>		<b>9.809</b>
<b>NORWAY</b>	<b>MINISTRY OF AGRICULTURE</b>				
	AGRICULTURE SERVICES	On farm PGR conservation in Bhutan (BUCAP)	3.130		3.130
<b>TOTAL for NORWAY</b>			<b>3.130</b>		<b>3.130</b>

*Financial Statement of the Royal Government for the Year Ended 30th June, 2005*

STATEMENT OF EXTERNAL GRANTS RECEIVED DURING THE FISCAL YEAR 2004-2005: BY DONOR					
DONOR	ADMINISTRATIVE & PROGRAM NAME	PROJECT NAME	AMOUNT		
			IN-CASH	IN-KIND	TOTAL
<b>SAARC</b>	<b>MINISTRY OF AGRICULTURE</b>				
	LIVESTOCK SERVICES	RNR-ICS	0.176		0.176
	COUNCIL FOR RNR RESEARCH OF BHUTAN SERVICES	RNR-ICS	0.044		0.044
<b>TOTAL for SAARC</b>			<b>0.220</b>		<b>0.220</b>
<b>SAARC TB</b>	<b>MINISTRY OF HEALTH</b>				
	PUBLIC HEALTH SERVICES	TB and HIV/AIDS	0.033		0.033
<b>TOTAL for SAARC TB</b>			<b>0.033</b>		<b>0.033</b>
<b>SCF/USA</b>	<b>MINISTRY OF HOME AND CULTURAL AFFAIRS</b>				
	ROYAL BHUTAN POLICE SERVICES	Strengthening the capacity & services of the Youth Dev. & Reha. Center	0.518		0.518
		Strengthening the Capacity and Services of the YDRC 2005	0.670		0.670
	<b>MINISTRY OF FINANCE</b>				
	AID & DEBT MANAGEMENT SERVICES	DADM Capacity Building	0.484		0.484
	COMMON PUBLIC EXPENDITURES	Tarayana Foundation 2005	1.000		1.000
	<b>MINISTRY OF EDUCATION</b>				
	GENERAL ADMINISTRATION AND DIRECTION SERVICES	SPEA Program	0.659		0.659
		Annual Education Conference	0.782		0.782
	SCHOOL EDUCATION SERVICES	Const. of Boys Hostel at NID, Khaling	0.939		0.939
		Dev. of an Efficient System of Feedback for Improved Delivery	1.275		1.275
		Scout and Cultural Division	0.697		0.697
		Rehabilitation of Jyengkha Primary School	1.490		1.490
		Additional Construction at the Tokshingmang Community Pry. School	3.620		3.620
		Construction of 9 Community Primary Schools	8.100		8.100
		Enhancing Multigrade Teaching Abilities of Teachers in Remote Schools	1.800		1.800
		School Based Education & Awareness Program for Parents on Adolescent	3.054		3.054
		Peer Counselors Training Programme	0.617		0.617
	YOUTH AND SPORTS SERVICES	Youth Information Centre Programmes	0.611		0.611
		Scout and Cultural Division	4.719		4.719
		Support to the School Based Career Education & Counseling Program	0.970		0.970
		Expansion & Strengthening of YIC & Services	0.368		0.368
		Establishment of YIC in Phuntsholing	1.000		1.000
	<b>DZONGKHAG ADMINISTRATION, ZHEMGANG</b>				
	GENERAL ADMINISTRATION AND DIRECTION SERVICES	Social and Cultural Clubs	0.250		0.250
	EDUCATION SERVICES	Community School Construction (Budashi)	0.900		0.900
		Construction of Community Primary School (Barpong)	0.900		0.900
		Teacher's Training	0.600		0.600

*Financial Statement of the Royal Government for the Year Ended 30th June, 2005*

STATEMENT OF EXTERNAL GRANTS RECEIVED DURING THE FISCAL YEAR 2004-2005: BY DONOR					
DONOR	ADMINISTRATIVE & PROGRAM NAME	PROJECT NAME	AMOUNT		
			IN-CASH	IN-KIND	TOTAL
		Youth Information Center	0.510		0.510
		SPEA (School Based Parenting Education & Awareness Program)	0.100		0.100
		Sanitation (Latrine Construction)	0.675		0.675
<b>TOTAL for SCE/USA</b>			<b>37.308</b>		<b>37.308</b>
<b>SDC</b>	<b>ROYAL AUDIT AUTHORITY</b>				
	GENERAL ADMINISTRATION AND DIRECTION SERVICES	ICT to Promote Accountability for Good Governance	1.560		1.560
	<b>MINISTRY OF AGRICULTURE</b>				
	GENERAL ADMINISTRATION AND DIRECTION SERVICES	HRD through Capacity Building for the QCRS	1.000		1.000
	AGRICULTURE SERVICES	RNR-Research Systems - Phase III	1.313		1.313
	COUNCIL FOR RNR RESEARCH OF BHUTAN SERVICES	RNR-Research Systems - Phase III	23.095		23.095
	<b>MINISTRY OF WORKS AND HUMAN SETTLEMENT</b>				
	ROADS & BRIDGES SERVICES	Suspension Bridge Programme, Part 2, Phase IV	-3.025		-3.025
		Suspension Bridge Programme Phave V	15.917		15.917
	<b>MINISTRY OF EDUCATION</b>				
	SCHOOL EDUCATION SERVICES	Secondary Education Project	-2.838		-2.838
		Support to Teacher Education Programme	9.892		9.892
<b>TOTAL for DSDC</b>			<b>46.914</b>		<b>46.914</b>
<b>SNV</b>	<b>MINISTRY OF HOME AND CULTURAL AFFAIRS</b>				
	GENERAL ADMINISTRATION AND DIRECTION SERVICES	Decentralization Support Program, MoHA	1.092		1.092
	<b>MINISTRY OF TRADE AND INDUSTRY</b>				
	GENERAL ADMINISTRATION AND DIRECTION SERVICES	Rural Enterprise Development (RED), MTI	0.550		0.550
<b>TOTAL for SNV</b>			<b>1.641</b>		<b>1.641</b>
<b>UFS</b>	<b>MINISTRY OF FINANCE</b>				
	BUDGET AND ACCOUNTS SERVICES	Unidentified Financing Sources (External)	-0.126		-0.126
<b>TOTAL for UFS</b>			<b>-0.126</b>		<b>-0.126</b>
<b>UK- DARWIN</b>	<b>MINISTRY OF AGRICULTURE</b>				
	AGRICULTURE SERVICES	Institutional Capacity Building of the Royal Botanical Garden	0.367		0.367
<b>TOTAL for UK DARWIN</b>			<b>0.367</b>		<b>0.367</b>
<b>UNDP</b>	<b>NATIONAL ENVIRONMENT COMMISSION</b>				
	GENERAL ADMINISTRATION AND DIRECTION SERVICES	Programme of Action for Adaptation to Climate Change	5.797		5.797
		Self Assessment & Action Plan Dev. for National Capacity Building	5.848		5.848
	<b>MINISTRY OF FINANCE</b>				
	PLANNING COMMISSION SECRETARIAT	Pilot Pjt. 4 Strntg. of Decnt. Govt. Inf/Work	2.744		2.744
	<b>MINISTRY OF AGRICULTURE</b>				
	FORESTRY SERVICES	National Biodiversity Conv. Survey Action Pl.	-0.443		-0.443

*Financial Statement of the Royal Government for the Year Ended 30th June, 2005*

STATEMENT OF EXTERNAL GRANTS RECEIVED DURING THE FISCAL YEAR 2004-2005: BY DONOR					
DONOR	ADMINISTRATIVE & PROGRAM NAME	PROJECT NAME	AMOUNT		
			IN-CASH	IN-KIND	TOTAL
	<b>MINISTRY OF TRADE AND INDUSTRY</b>				
	TOURISM SERVICES	Small Grants Programme	1.078		1.078
	<b>MINISTRY OF HEALTH</b>				
	PUBLIC HEALTH SERVICES	Small Grants Programme	0.362		0.362
	<b>DZONGKHAG ADMINISTRATION, TSIRANG</b>				
	GENERAL ADMINISTRATION AND DIRECTION SERVICES	Small Grants Programme	0.497		0.497
	<b>DZONGKHAG ADMINISTRATION, MONGAR</b>				
	GENERAL ADMINISTRATION AND DIRECTION SERVICES	Small Grants Programme	1.580		1.580
	<b>DZONGKHAG ADMINISTRATION, TASHIGANG</b>				
	GENERAL ADMINISTRATION AND DIRECTION SERVICES	Small Grants Programme	0.452		0.452
	<b>DZONGKHAG ADMINISTRATION, GASA</b>				
	GENERAL ADMINISTRATION AND DIRECTION SERVICES	Small Grants Programme	0.263		0.263
	<b>TOTAL for UNDP</b>		<b>18.178</b>		<b>18.178</b>
<b>UNDP-IPF</b>	<b>NATIONAL ENVIRONMENT COMMISSION</b>				
	GENERAL ADMINISTRATION AND DIRECTION SERVICES	Rural Enterprise Development(RED), MTI	3.858		3.858
		Support to Implementation of Micro-Environment Action Plans	1.728		1.728
	<b>CENTRE FOR BHUTAN STUDIES</b>				
	GENERAL ADMINISTRATION AND DIRECTION SERVICES	National Development Policy Support	4.328		4.328
	<b>MINISTRY OF HOME AND CULTURAL AFFAIRS</b>				
	GENERAL ADMINISTRATION AND DIRECTION SERVICES	Decentralisation Support Program	25.832		25.832
		Decentralization Support Program under Geogs	6.266		6.266
	<b>MINISTRY OF FINANCE</b>				
	COMMON PUBLIC EXPENDITURES	National Development Policy Support	1.090		1.090
	<b>MINISTRY OF AGRICULTURE</b>				
	GENERAL ADMINISTRATION AND DIRECTION SERVICES	Rural Enterprise Development (RED), MoA	22.133		22.133
	AGRICULTURE SERVICES	Rural Enterprise Development (RED), MoA	4.980		4.980
	<b>MINISTRY OF TRADE AND INDUSTRY</b>				
	GENERAL ADMINISTRATION AND DIRECTION SERVICES	Rural Enterprise Development(RED), MTI	9.475		9.475
	<b>MINISTRY OF INFORMATION AND COMMUNICATIONS</b>				
	INFORMATION AND TECHNOLOGY SERVICES	Inst. Capacity Building & Policy Support for MoC	2.324		2.324
	<b>TOTAL for UNDP-IPF</b>		<b>82.015</b>		<b>82.015</b>
<b>UNDP</b>	<b>ROYAL AUDIT AUTHORITY</b>				
	GENERAL ADMINISTRATION AND DIRECTION SERVICES	Performance Auditing Project	3.757		3.757
	<b>NATIONAL ENVIRONMENT COMMISSION</b>				
	GENERAL ADMINISTRATION AND DIRECTION SERVICES	Preparation on the third National Report on Biological Diversity	0.864		0.864

*Financial Statement of the Royal Government for the Year Ended 30th June, 2005*

STATEMENT OF EXTERNAL GRANTS RECEIVED DURING THE FISCAL YEAR 2004-2005: BY DONOR					
DONOR	ADMINISTRATIVE & PROGRAM NAME	PROJECT NAME	AMOUNT		
			IN-CASH	IN-KIND	TOTAL
	<b>MINISTRY OF HOME AND CULTURAL AFFAIRS</b>				
	GENERAL ADMINISTRATION AND DIRECTION SERVICES	World Conference on Disaster Reduction	0.090		0.090
	<b>MINISTRY OF FINANCE</b>				
	BUDGET AND ACCOUNTS SERVICES	PJ-Poverty Reduction - Pro-poor Policy	2.620		2.620
	COMMON PUBLIC EXPENDITURES	Dev. Policy Framework for Public Private Partnership for Urban Envn.	1.082		1.082
	PLANNING COMMISSION SECRETARIAT	Support to MDG Initiatives	2.722		2.722
	<b>MINISTRY OF AGRICULTURE</b>				
	AGRICULTURE SERVICES	Printing of National Biodiversity Act of Bhutan 2003	0.605		0.605
	LIVESTOCK SERVICES	Integrated Livestock and Crops Conservation Program	0.664		0.664
	<b>MINISTRY OF TRADE AND INDUSTRY</b>				
	GENERAL ADMINISTRATION AND DIRECTION SERVICES	E-Business for Rural Women	0.744		0.744
	<b>MINISTRY OF WORKS AND HUMAN SETTLEMENT</b>				
	GENERAL ADMINISTRATION AND DIRECTION SERVICES	Preparatory Asst. for Thimphu Valley Earthquake Risk Mngt. Proj.	0.800		0.800
	<b>MINISTRY OF INFORMATION AND COMMUNICATIONS</b>				
	INFORMATION AND TECHNOLOGY SERVICES	Pilot Public Access to Information & Services	2.724		2.724
	<b>MINISTRY OF EDUCATION</b>				
	GENERAL ADMINISTRATION AND DIRECTION SERVICES	Conduct National Literacy Survey	1.237		1.237
	SCHOOL EDUCATION SERVICES	Conduct National Literacy Survey			
	<b>TOTAL for UNDP O</b>		<b>17.909</b>		<b>17.909</b>
<b>UNEP</b>	<b>NATIONAL ENVIRONMENT COMMISSION</b>				
	GENERAL ADMINISTRATION AND DIRECTION SERVICES	National Biosafety Framework Project	3.750		3.750
		Inst. Strengthening for the Implementation of the Montreal Protocol	3.008		3.008
			<b>6.757</b>		<b>6.757</b>
	<b>COUNCIL FOR RELIGIOUS AFFAIRS</b>				
	GENERAL ADMINISTRATION AND DIRECTION SERVICES	Renovation of Dechenphodrang Monastery	2.194		2.194
	<b>ROYAL UNIVERSITY OF BHUTAN</b>				
	ADULT AND HIGHER EDUCATION SERVICES	Estmnt. of NI of Performing Arts of Bhutan	0.558		0.558
		The 3rd Proclamation of the Oral & Intangivle Heritage of Humanity	0.624		0.624
		South Asian Lightning Awareness Program			
	<b>MINISTRY OF HOME AND CULTURAL AFFAIRS</b>				
	GENERAL ADMINISTRATION AND DIRECTION SERVICES	The 3rd Proclamation of the Oral & Intangivle Heritage of Humanity	0.065		0.065
	<b>MINISTRY OF FINANCE</b>				
	COMMON PUBLIC EXPENDITURES	Environmental Conservation Through School Based Nature Club	0.195		0.195
	<b>MINISTRY OF EDUCATION</b>				
	GENERAL ADMINISTRATION AND DIRECTION SERVICES	Expanding of FM Radio into RuralCommunities	0.046		0.046

*Financial Statement of the Royal Government for the Year Ended 30th June, 2005*

STATEMENT OF EXTERNAL GRANTS RECEIVED DURING THE FISCAL YEAR 2004-2005: BY DONOR					
DONOR	ADMINISTRATIVE & PROGRAM NAME	PROJECT NAME	AMOUNT		
			IN-CASH	IN-KIND	TOTAL
		Study on Financing of Education in Bhutan	0.037		0.037
		Quality of Basic/Primary Education	0.037		0.037
		Community Learning Center	0.362		0.362
		Promoting Systematic Resource Dev. & Capacity Building in NFE			
		Participation Programme 2004-2005	6.311		6.311
	SCHOOL EDUCATION SERVICES	Promoting Systematic Resource Dev. & Capacity Building in NFE	0.228		0.228
	<b>MINISTRY OF LABOUR AND HUMAN RESOURCES</b>				
	HUMAN RESOURCES SERVICES	Estmnt. of NI of Performing Arts of Bhutan	0.052		0.052
	BHUTAN VOCATIONAL QUALIFICATION AUTHORITY	South Asian Lightning Awareness Program	0.173		0.173
<b>TOTAL for UNEP</b>			<b>10.881</b>		<b>10.881</b>
<b>UNFPA</b>	<b>MINISTRY OF HOME AND CULTURAL AFFAIRS</b>				
	GENERAL ADMINISTRATION AND DIRECTION SERVICES	Support to Population Development	9.800		9.800
	REGISTRATION AND CENSUS SERVICES	Support to Population Development	47.964		47.964
	<b>MINISTRY OF HEALTH</b>				
	GENERAL ADMINISTRATION AND DIRECTION SERVICES	Advocacy for PDS	1.634		1.634
		Support to Women Empowerment	3.536		3.536
	PUBLIC HEALTH SERVICES	Support to Reproductive Health	12.122		12.122
		Advocacy for PDS	0.792		0.792
	MEDICAL SERVICES	Support to IECH (RHS)	0.515		0.515
		Advocacy for PDS	0.588		0.588
	<b>MINISTRY OF EDUCATION</b>				
	ADULT AND HIGHER EDUCATION SERVICES	Support to Sherubtse College	1.175		1.175
	YOUTH AND SPORTS SERVICES	Support to YGCD	2.694		2.694
<b>TOTAL for UNFPA</b>			<b>80.819</b>		<b>80.819</b>
<b>UNICEF</b>	<b>COUNCIL FOR RELIGIOUS AFFAIRS</b>				
	GENERAL ADMINISTRATION AND DIRECTION SERVICES	School-based Water, Sanitation & Hygiene Prog.	0.060		0.060
		Early Child Care and Development	0.108		0.108
		Partnership with Religion	2.038		2.038
	<b>NATIONAL STATISTICAL BUREAU</b>				
	GENERAL ADMINISTRATION AND DIRECTION SERVICES	Monitoring and Evaluation	0.346	0.319	0.665
	<b>MINISTRY OF HEALTH</b>				
	GENERAL ADMINISTRATION AND DIRECTION SERVICES	School-based Water, Sanitation & Hygiene Prog.	0.837		0.837
		Maternal and Child Health	0.272	4.971	5.243
		Nutrition	0.561	0.534	1.130
		Information and Communication Support	3.006	0.597	3.603

*Financial Statement of the Royal Government for the Year Ended 30th June, 2005*

STATEMENT OF EXTERNAL GRANTS RECEIVED DURING THE FISCAL YEAR 2004-2005: BY DONOR					
DONOR	ADMINISTRATIVE & PROGRAM NAME	PROJECT NAME	AMOUNT		
			IN-CASH	IN-KIND	TOTAL
		Partnership with Religion	0.145		0.145
		WATSON Support to Religious Institutions		0.888	0.888
	PUBLIC HEALTH SERVICES	School-based Water, Sanitation & Hygiene Prog.	2.461	6.328	8.789
		Early Child Care and Development	0.221		0.221
		Maternal and Child Health	6.898		6.898
		Nutrition			
		WATSON Support to Religious Institutions	0.650		0.650
		National Commission for Women and Children	0.182		0.182
	MEDICAL SERVICES	Maternal and Child Health	2.152		2.152
		Nutrition	4.629		4.629
		Information and Communication Support	0.082		0.082
	<b>MINISTRY OF EDUCATION</b>				
	GENERAL ADMINISTRATION AND DIRECTION SERVICES	Early Child Care and Development	-0.012		-0.012
		Basic Education Quality Improvement	3.420	27.192	30.612
		Expanded Education Opportunities	0.740		0.740
	ADULT AND HIGHER EDUCATION SERVICES	Basic Education Quality Improvement	0.251		0.251
		Expanded Education Opportunities	0.516	1.409	1.925
	SCHOOL EDUCATION SERVICES	School-based Water, Sanitation & Hygiene Prog.	0.569		0.569
		Early Child Care and Development	0.093	0.929	1.022
		Basic Education Quality Improvement	5.824		5.824
		Expanded Education Opportunities	2.251		2.251
		Nutrition	1.557		1.557
	YOUTH AND SPORTS SERVICES	Basic Education Quality Improvement	0.100		0.100
	<b>TOTAL for UNICEF</b>		<b>39.955</b>	<b>43.167</b>	<b>83.121</b>
<b>W/BANK</b>	<b>MINISTRY OF FINANCE</b>				
	COMMON PUBLIC EXPENDITURES	Strengthening Institutional Capacity of Bhutan Pension System	2.671		2.671
		South Asia Enterprise Development Facility	0.989		0.989
	<b>MINISTRY OF HEALTH</b>				
	GENERAL ADMINISTRATION AND DIRECTION SERVICES	HIV/Aids and STI Prevention Control Project	5.599		5.599
	PUBLIC HEALTH SERVICES	HIV/Aids and STI Prevention Control Project	12.469		12.469
	MEDICAL SERVICES	HIV/Aids and STI Prevention Control Project	5.923		5.923
	<b>MINISTRY OF EDUCATION</b>				
	GENERAL ADMINISTRATION AND DIRECTION SERVICES	Preparation of the Bhutan Education Program			
	SCHOOL EDUCATION SERVICES	Preparation of the Bhutan Education Program	0.029		0.029
	<b>TOTAL for W/BANK</b>		<b>27.680</b>		<b>27.680</b>



*Financial Statement of the Royal Government for the Year Ended 30th June, 2005*

STATEMENT OF EXTERNAL GRANTS RECEIVED DURING THE FISCAL YEAR 2004-2005: BY DONOR					
DONOR	ADMINISTRATIVE & PROGRAM NAME	PROJECT NAME	AMOUNT		
			IN-CASH	IN-KIND	TOTAL
<b>WDF</b>	<b>MINISTRY OF HEALTH</b>				
	GENERAL ADMINISTRATION AND DIRECTION SERVICES	World Diabetes Foundation	4.117		4.117
<b>TOTAL for WDF</b>			<b>4.117</b>		<b>4.117</b>
<b>WFP</b>	<b>MINISTRY OF FINANCE</b>				
	COMMON PUBLIC EXPENDITURES	Improvement of Rural Children's Access to School	4.461		4.461
		Improvement of Rural Household's Access to S. & Agriculture	0.136		0.136
		Improvement of Road Workers Access to Education & Health	1.736		1.736
	<b>MINISTRY OF AGRICULTURE</b>				
	GENERAL ADMINISTRATION AND DIRECTION SERVICES	Improvement of Rural Household's Access to S. & Agriculture	0.405	6.977	7.382
	SURVEY AND LAND RECORD SERVICES	Improvement of Rural Household's Access to S. & Agriculture	0.678		0.678
	AGRICULTURE SERVICES	Improvement of Rural Household's Access to S. & Agriculture	0.217		0.217
	<b>MINISTRY OF WORKS AND HUMAN SETTLEMENT</b>				
	GENERAL ADMINISTRATION AND DIRECTION SERVICES	Improvement of Road Workers Access to Education & Health	0.684		0.684
	ROADS & BRIDGES SERVICES	Improvement of Road Workers Access to Education & Health	5.727		5.727
	<b>MINISTRY OF EDUCATION</b>				
	SCHOOL EDUCATION SERVICES	Improvement of Rural Children's Access to School	0.869	147.534	148.403
		Improvement of Road Workers Access to Education & Health	2.662	4.630	7.292
	<b>DZONGKHAG ADMINISTRATION, ZHEMGANG</b>				
	GENERAL ADMINISTRATION AND DIRECTION SERVICES	Improvement of Rural Household's Access to S. & Agriculture	0.173		0.173
	<b>DZONGKHAG ADMINISTRATION, TONGSA</b>				
	AGRICULTURE SERVICES	Improvement of Rural Household's Access to S. & Agriculture	0.182		0.182
	<b>DZONGKHAG ADMINISTRATION, MONGAR</b>				
	GENERAL ADMINISTRATION AND DIRECTION SERVICES	Improvement of Rural Household's Access to S. & Agriculture	0.346		0.346
<b>TOTAL for WFP</b>			<b>18.276</b>	<b>159.141</b>	<b>177.417</b>
<b>WHO</b>	<b>MINISTRY OF HEALTH</b>				
	GENERAL ADMINISTRATION AND DIRECTION SERVICES	Communicable Disease Pre., Eradictio & Control	1.247		1.247
		Malaria	0.178		0.178
		Tuberculosis	0.030		0.030
		S.P.M. of non-communicable disease	0.076		0.076
		Disability/Injury prevention & Rehabilitation	0.377		0.377
		Mental Health & Substance Abuse	0.063		0.063
		Child and Adolescent Health	0.308		0.308
		Health and Environment	0.061		0.061
		Esstial.Medicine: Access, Quality & Rational Use	0.261		0.261

*Financial Statement of the Royal Government for the Year Ended 30th June, 2005*

STATEMENT OF EXTERNAL GRANTS RECEIVED DURING THE FISCAL YEAR 2004-2005: BY DONOR					
DONOR	ADMINISTRATIVE & PROGRAM NAME	PROJECT NAME	AMOUNT		
			IN-CASH	IN-KIND	TOTAL
		Blood Safety & Clinical Technology	0.034		0.034
		Research Policy & Promotion	0.020		0.020
		Organisation of Health Services	0.993		0.993
		Emergency Preparedness and Response	0.138		0.138
	PUBLIC HEALTH SERVICES	Communicable Disease Pre., Eradictio & Control	0.500		0.500
		Malaria	0.033		0.033
		Tuberculosis	0.074		0.074
		S.P.M. of non-communicable disease	0.014		0.014
		Tobacco	0.140		0.140
		Health Promotion	0.103		0.103
		Disability/Injury prevention & Rehabilitation	0.088		0.088
		Mental Health & Substance Abuse	0.493		0.493
		Child and Adolescent Health	0.239		0.239
		Nutrition	0.388		0.388
		Esstial.Medicine:Access,Quality &Rational Use	0.309		0.309
		Organisation of Health Services	2.750		2.750
		Relief Measure for Monsoon Damage of Rural Water Scheme	1.835		1.835
	MEDICAL SERVICES	Communicable Disease Pre., Eradictio & Control	0.226		0.226
		Malaria	0.323		0.323
		S.P.M. of non-communicable disease	0.048		0.048
		Child and Adolescent Health	0.018		0.018
		HIV/AIDS	0.043		0.043
		Health and Environment	0.394		0.394
		Esstial.Medicine:Access,Quality &Rational Use	0.671		0.671
		Organisation of Health Services	1.018		1.018
		Emergency Preparedness and Response	0.138		0.138
	MINISTRY OF EDUCATION				
	GENERAL ADMINISTRATION AND DIRECTION SERVICES	Human Resources Development	1.045		1.045
<b>TOTAL for WHO</b>			<b>14.674</b>		<b>14.674</b>
<b>WIPO</b>	<b>MINISTRY OF TRADE AND INDUSTRY</b>				
	GENERAL ADMINISTRATION AND DIRECTION SERVICES	World Organization for Intellectual Properties of MTI from Switzerland	2.329		2.329
<b>TOTAL for WIPO</b>			<b>2.329</b>		<b>2.329</b>
<b>WWF</b>	<b>ROYAL UNIVERSITY OF BHUTAN</b>				
	ADULT AND HIGHER EDUCATION SERVICES	Electric Cookers as Alternative to Firewood Consumption	0.200		0.200
	MINISTRY OF FINANCE				

*Financial Statement of the Royal Government for the Year Ended 30th June, 2005*

<b>STATEMENT OF EXTERNAL GRANTS RECEIVED DURING THE FISCAL YEAR 2004-2005: BY DONOR</b>					
<b>DONOR</b>	<b>ADMINISTRATIVE &amp; PROGRAM NAME</b>	<b>PROJECT NAME</b>	<b>AMOUNT</b>		
			<b>IN-CASH</b>	<b>IN-KIND</b>	<b>TOTAL</b>
	COMMON PUBLIC EXPENDITURES	Electric Cookers as an Alternative to Firewood Consumption at RBG	0.042		0.042
	<b>MINISTRY OF AGRICULTURE</b>				
	FORESTRY SERVICES	LINKPA Project	15.566		15.566
		Support for Pilot Watershed Management Project at Kingarabten	0.469		0.469
		Tiger Conservation Programme	0.230		0.230
		Electric Cookers as Alternative to Firewood Consumption	0.333		0.333
		Tiger Conservation Program/Compensation	2.617		2.617
	COUNCIL FOR RNR RESEARCH OF BHUTAN SERVICES	Bamboo & Cane Wood Product Dev. & Migratory Cattle Grazing	0.210		0.210
	<b>MINISTRY OF TRADE AND INDUSTRY</b>				
	TOURISM SERVICES	Professional Eco-Tourism Guides	0.900		0.900
<b>TOTAL for WWF</b>			<b>20.567</b>		<b>20.567</b>
	<b>MINISTRY OF EDUCATION</b>				
	SCHOOL EDUCATION SERVICES	Support to Natnl. Institute of the Disabled	0.886		0.886
	YOUTH AND SPORTS SERVICES	National School Sports Championship 2003	1.000		1.000
<b>TOTAL YDF</b>			<b>1.886</b>		<b>1.886</b>
<b>TOTAL</b>			<b>3,755.936</b>	<b>617.138</b>	<b>4,373.074</b>