



ANNUAL FINANCIAL STATEMENTS
of the ROYAL GOVERNMENT OF BHUTAN
for the
YEAR ENDED 30 JUNE 2018

Department of Public Accounts
Ministry of Finance

Contents

1. EXECUTIVE SUMMARY.....	1
2. BASIS FOR PREPARATION	1
3. FISCAL PERFORMANCE.....	2
4. RECEIPTS AND PAYMENTS.....	3
5. GOVERNMENT RECEIPTS BY SOURCES	5
5.1. DOMESTIC REVENUE	6
5.2. EXTERNAL GRANTS	7
5.3. BORROWINGS	8
5.4. RECOVERIES	10
5.5. OTHER RECEIPTS AND PAYMENTS	11
6. OPERATIONAL RESULTS	11
6.1. GOVERNMENT EXPENDITURE.....	11
7. BUDGET UTILIZATION.....	25
7.1. UNDER UTILIZATION OF CAPITAL BUDGET	27
8. ACHIEVEMENT OF FISCAL TARGETS	29
9. GOVERNMENT DEBT POSITION.....	30
9.1. DOMESTIC DEBT	30
9.2. EXTERNAL DEBT.....	30
10. SOVEREIGN GUARANTEE.....	33
11. GOVERNMENT’S EQUITY PORTFOLIO	34
12. CONSOLIDATED FUND ACCOUNT	38
13. GOVERNMENT BUDGET FUND ACCOUNT	39
14. REFUNDABLE DEPOSIT, REVOLVING & TRUST FUND ACCS	40
15. OPERATION OF CURRENT DEPOSIT (CD) ACCOUNTS	41
NOTES TO ACCOUNTS:	304

FIGURES

Figure 1. External Grants received	7
Figure 2. External Loans received	9
Figure 3. Composition of Expenditure	12
Figure 4. Top Five Current Expenditure	13
Figure 5. Statement of Interest Payment	14
Figure 6. Top Five Capital Expenditure	18
Figure 7. Expenditure Composition by Sector	24
Figure 8. % Variance between Budget and Actual (summary)	26
Figure 9. % Variance between Budget and Actual – individual ministries	26
Figure 10. % Variance between Capital Budget and Actual Expenditure	28
Figure 11. % Variance between Capital Budget and Actual – individual ministries	28

SCHEDULES

Schedule 1. Revised Budget and Actual Expenditure Comparison	42
Schedule 2. Expenditure by Object Class	60
Schedule 3. International Assistance (Grants) received	64
Schedule 4. International Assistance (Loans) received	123
Schedule 5. Expenditure by IMF Functional Classification	125
Schedule 6. Statement of Revenue Receipts and Remittances	201
Schedule 7. Statement of Recoveries and Remittances	218
Schedule 8. Statement of Miscellaneous Receipts and Payments	235
Schedule 9. Statement of Personal Advances	249
Schedule 10. Statement of Advances and Suspenses	260
Schedule 11. Statement of Uncashed Cheques	275
Schedule 12. Statement of Opening and Closing Cash Balance	280
Schedule 13. Statement of Current Deposits (CD) Accounts	288

TABLES

Table 1. Financing and Variance	2
Table 2. Consolidated Receipts and Payments Statement.....	3
Table 3. Government Receipts by Sources	5
Table 4. Summary of Revenue Collection	6
Table 5. International Assistance (Grants) Received	7
Table 6. External Loans Received.....	8
Table 7. Statement of Recoveries	9
Table 8. Statement of Other Receipts and Payments	10
Table 9. Summary of Expenditure	12
Table 10. Statement of Interest Payment	14
Table 11. Statement of Interest Payment by Lender	15
Table 12. Comparison of Current Expenditure and Domestic revenue	17
Table 13. Comparison of Capital Expenditure and Repayment with Grants and Loans	19
Table 14. Statement of Subsidies and Transfers	19
Table 15. Statement of Principal loan Repayment.....	21
Table 16. Statement of Principal loan Repayment by Lender.....	21
Table 17. Statement of On-Lending.....	23
Table 18. Summary of Expenditure by Sector	23
Table 19. Statement of Variance between Budget and Actual	25
Table 20. Statement of Variance between Capital Budget and Actual.....	27
Table 21. Statement of Outstanding Debt.....	32
Table 22. Statement of Government Guarantee	33
Table 23. Statement of Government Equity Holdings (Direct)	34
Table 24. Statement of Government Equity Holdings through DHI.....	36
Table 25. Reconciliation of Government Consolidated Account.....	38
Table 26. Reconciliation of Government Budget Fund Account.....	39
Table 27. Statement of Refundable Deposit/Revolving and Trust Funds Account.....	40
Table 28. Summary of Current Deposit (CD) Accounts	41



དམངས་ཚུལ་ལས་ཁུངས།
དངུལ་ཚུལ་ལྷན་ཁག།
DEPARTMENT OF PUBLIC ACCOUNTS
MINISTRY OF FINANCE



14th December 2018

STATEMENT OF RESPONSIBILITY

The Annual Financial Statement (AFS) of the Royal Government of Bhutan (RGoB) for the Fiscal Year 2017-18 have been prepared by the Department of Public Accounts (DPA), Ministry of Finance (MoF) in accordance with the provisions of the Public Finance Act of Bhutan, 2007, Public Finance (Amendment) Act, 2012 and the Financial Rules and Regulations 2016.

The financial statements are prepared based on the monthly accounts of the budgetary bodies recorded in the Public Expenditure Management System (PEMS) and information received from other relevant agencies and organizations. The AFS presents the financial position of the RGoB as at 30th June, 2018.

We accept the responsibility for the reliability and completeness of the financial statements.

(Namgay Tshering)
Finance Minister
Ministry of Finance

(Tshering Dorji)
Director
Department of Public Accounts



རྒྱལ་ཁུངས་ཚུལ་ཞིབ་དབང་འཛིན།

ROYAL AUDIT AUTHORITY
Bhutan Integrity House

Reporting on Economy, Efficiency & Effectiveness in the use of Public Resources



AUDITOR GENERAL'S REPORT ON THE ANNUAL FINANCIAL STATEMENTS OF THE ROYAL GOVERNMENT OF BHUTAN FOR THE FINANCIAL YEAR ENDED 30 JUNE 2018

Opinion

The Royal Audit Authority (RAA) has audited the accompanying Annual Financial Statements of the Royal Government of Bhutan (RGoB) for the Financial Year ended 30 June 2018 and summary of explanatory information, which comprise:

- i. Consolidated Receipts & Payments Statement and Schedules forming part of it;
- ii. Summary of Original and Revised Budget Estimates and Variations with actual outcome;
- iii. Government Consolidated Account Reconciliation Statement;
- iv. Statement of outstanding loans;
- v. Statement of Equity Portfolio of the Government;
- vi. Statement of the Operations of Refundable Deposits Account, Revolving & Trust Funds; and
- vii. Summary Statement of Arrears of Revenue.

The audit was conducted by the RAA as required under the Audit Act of Bhutan 2018, the Public Finance Act of Bhutan 2007 & Public Finance (Amendment) Act 2012, and the Financial Rules and Regulations 2016.

In RAA's opinion, the aforementioned Financial Statements together with Schedules attached thereto, including the Notes to Accounts, have been prepared, in all material respect in accordance with the Financial Rules and Regulations 2016.

Basis of Opinion

The RAA conducted its audit in accordance with International Standard of Supreme Audit Institutions (ISSAIs). Our responsibilities under those standards are further described in the *Auditor's Responsibilities for the Audit of the Financial Statements* section of our report. We are independent of the Ministry of Finance, in accordance with the ethical requirements that are relevant to our audit of the financial statements in Bhutan, and we have fulfilled our other responsibilities in accordance with these requirements. We believe that the audit evidences we have obtained are sufficient and appropriate to provide a basis for our opinion.

"Every individual must strive to be principled. And individuals in positions of responsibility must even strive harder." - His Majesty the King Jigme Khesar Namgyel Wangchuck

P.O. Box: 191 | Kawangjansa | Thimphu | Bhutan | Tel: +975-2-322111/328729/328730/324961 | Fax: +975-2-323491
Website: www.bhutanaudit.gov.bt | Email: info@bhutanaudit.gov.bt and tkezang@bhutanaudit.gov.bt

Other Matter

As per the information made available by the DPA, there are 537 Letter of Credit (LC) Accounts and 101 Project Letter of Credit (PLC) Accounts during the period under review. Of the total, the RAA had audited for 66% of the total accounts (319 LC Accounts and 101 PLC Accounts) as on 31/03/2019 for the Financial Year ended 30 June 2018. For the remaining Accounts, the RAA had verified the year-end accounts generated from the PEMS and relied on the controls instituted by the DPA.

Responsibility of the Ministry of Finance for the Financial Statements

The Ministry of Finance (MoF) is responsible for preparation of these financial statements in accordance with the Public Finance Act 2007 and Public Finance (Amendment) Act 2012 and Financial Rules & Regulations 2016 and for such internal control as management determines is necessary to enable the preparation of financial statements that are free from material misstatement, whether due to fraud or error.

Those charged with governance are responsible for overseeing the Government's financial reporting process.

RAA's Responsibility for the Audit of the Financial Statements

Our objectives are to obtain reasonable assurance about whether the Annual Financial Statements as a whole are free from material misstatement, whether due to fraud or error, and to issue auditor's report that includes our opinion.

Reasonable assurance is a high level of assurance but is not a guarantee that an audit conducted in accordance with International Standard on Supreme Audit Institutions (ISSAIs) will always detect a material misstatement when it exists. Misstatements can arise from fraud or error and are considered material if, individual or in aggregate, they could reasonably be expected to influence the decisions of users taken on the basis of these consolidated financial statements.

A further description of our responsibilities for the audit of the financial statements is included in **Appendix-I** of this auditor's report which forms part of the auditor's report.



(Tshering Kezang)
Auditor General of Bhutan

Dated: 2019
Place: Thimphu

1. EXECUTIVE SUMMARY

The original budget for the Fiscal Year (FY) 2017-18 was Nu. 55,850.264 million against the estimated resources of Nu. 51,402.893 million. This resulted in the fiscal deficit of Nu. 4,447.371 million and resource gap of Nu. 4,795.610 million. During the FY, the budget was revised to Nu. 60,549.834 million and the resources to Nu. 56,772.785 million which resulted in the fiscal deficit of Nu. 3,777.049 million and resource gap of Nu. 3,372.946 million.

However, at the close of the FY, the total actual expenditure was Nu. 52,658.670 million against the total realized resources of Nu. 52,113.168 million. This resulted in improving the fiscal deficit to Nu. 545.502 million, which is 0.3% of Gross Domestic Product (GDP)¹.

With borrowing of Nu. 2,718.332 million and repayment of Nu. 2,820.356 million, the resource gap stood at Nu. 647.525 million which is about 0.4% of GDP. The resource gap was financed through the issuance of Treasury Bills (T-Bills). The principal amount of T-Bills outstanding at the end of the FY was Nu. 7,967.066 million. The opening balance for FY 2017-18 was Nu. 607.749 million but the Government fund position at the close of the FY stood at negative Nu. 39.776 million.

The Government outstanding debt stock as on 30th June 2018 was Nu. 185,312.077 million (US\$ 2,691.924 million²) which is about 106.19% of GDP. The Government Equity Holdings and Government Guarantees as on 30th June 2018 were Nu. 104,891.848 million and Nu. 1,416.306 million³ respectively.

2. BASIS FOR PREPARATION

The Annual Financial Statements (AFS) reporting on the budgetary operations of the Royal Government of Bhutan (RGoB) for the FY 2017-18 has been prepared by the Department of Public Accounts (DPA) as per the provisions of the Public Finance Act, 2007 (PFA 2007) and Public Finance (Amendment) Act 2012 and the Financial Rules and Regulations, 2016 (FRR 2016).

The financial statements are based on the monthly accounts of the budgetary bodies recorded in the Public Expenditure Management System (PEMS) and information received from other relevant agencies and organizations. The statements and schedules presented in the AFS reflect the financial position of the RGoB as on 30th June 2018.

1 GDP as per National Statistics Bureau is Nu. 174,516.004 million

2 Refer Table 21

3 Refer Table 22& Table 23.

3. FISCAL PERFORMANCE

The fiscal performance for the FY 2017-18 as reflected in the executive summary above has been summarized in the statement of comparison of budgets with that of actual outcomes and its financing presented in Table 1.

Table 1: FINANCING AND VARIANCE BETWEEN BUDGET AND OUTCOMES FOR FY 2017-18

Sl. No:	Particulars	Nu. in million			% Variance		
		Original Budget	Revised Budget	Actual Outcomes	Original Vs Revised	Revised Vs Actual	Original Vs Actual
A	RESOURCES	51,402.893	56,772.785	52,113.168	10.4%	-8.2%	1.4%
1	Domestic Revenue	34,700.355	36,178.374	36,871.372	4.3%	1.9%	6.3%
i	Tax	24,444.478	26,173.125	27,107.897	7.1%	3.6%	10.9%
ii	Non-Tax	10,255.877	10,005.249	9,763.475	-2.4%	-2.4%	-4.8%
2	Other Receipts (Net)	-	1,055.272	394.726	-	-62.6%	-
3	Grants	16,702.538	19,539.139	14,847.070	18.9%	-26.3%	-12.4%
i	Programme grants	1,700.000	1,700.000	1,700.000	0.0%	0.0%	0.0%
a	Gol	1,700.000	1,700.000	1,700.000	0.0%	0.0%	0.0%
ii	Project-tied grants	15,002.538	17,839.139	13,147.070	18.9%	-26.3%	-12.4%
a	Gol	12,145.368	14,115.367	9,500.831	16.2%	-32.7%	-21.8%
b	Other Donors	2,857.170	3,723.772	3,646.239	30.3%	-2.1%	27.6%
B	OUTLAY	55,850.264	60,549.834	52,658.670	8.4%	-13.0%	-5.7%
1	Total Expenditure	57,915.710	62,643.611	56,331.357	8.2%	-10.1%	-2.7%
i	Current	28,569.671	28,551.257	27,494.710	-0.1%	-3.7%	-3.8%
ii	Capital	29,346.039	34,092.354	28,836.647	16.2%	-15.4%	-1.7%
2	Net Lending	(2,065.446)	(2,093.777)	(2,077.880)	1.4%	-0.8%	0.6%
3	Advance/Suspense (Net)	-	-	(1,594.807)	-	-	-
C	FISCAL BALANCE	(4,447.371)	(3,777.049)	(545.502)	-15.1%	-85.6%	-87.7%
D	FINANCING	4,447.371	3,777.049	545.502	-15.1%	-85.6%	-87.7%
1	Net Borrowing	(348.239)	404.103	(102.023)	-216.0%	-125.2%	-70.7%
i	Borrowing	2,472.082	3,225.925	2,718.332	30.5%	-15.7%	10.0%
a	Project-tied	1,172.082	1,275.925	763.207	8.9%	-40.2%	-34.9%
b	Program	1,300.000	1,950.000	1,955.125	50.0%	0.3%	50.4%
ii	Repayment	2,820.321	2,821.822	2,820.355	0.1%	-0.1%	0.0%
a	Internal	9.914	9.874	9.874	-0.4%	0.0%	-0.4%
b	External	2,810.407	2,811.948	2,810.481	0.1%	-0.1%	0.0%
2	Resources (Gap)/Surplus	(4,795.610)	(3,372.946)	(647.525)	-29.7%	-80.8%	-86.5%

Note: To smoothen cash flow fluctuation and finance resource gap, series of T-Bills with maturities ranging from 30 to 180 days were issued and redeemed. T-Bills outstanding at the close of the FY is Nu. 7,967.066 million which is carried forward as domestic debt stock.

4. RECEIPTS AND PAYMENTS

The consolidated receipts and payments statement of the Government for the year ended 30th June 2018, is presented in Table 2 along with the sources and application of funds and the cost of debt servicing. The FY started with the positive balance of Nu. 607.749 million but ended with a negative balance of Nu. 39.776 million.

Table 2: CONSOLIDATED RECEIPTS AND PAYMENTS STATEMENT FOR THE YEAR ENDED 30 JUNE 2018

Receipts	Nu. in million	Payments	Nu. in million
Opening Balance	607.749	Expenditure	56,331.358
i) Cash	67.009	i) Current	27,494.710
ii) Bank	540.740	ii) Capital	28,836.647
Internal Revenue	36,871.372	Repayment of Loans	2,820.355
i) Tax Revenue	27,107.897	i) Internal	9.874
ii) Non Tax Revenue	9,763.475	ii) External	2,810.482
External Grants	14,847.070	Lendings	49.379
i) Cash	14,578.997	i) To individuals	0.000
<i>o/w Program Grant (Gol)</i>	<i>1,700.000</i>	ii) To Corporations	49.379
ii) Kind	268.073		
Borrowings¹	2,718.332	Other payments	11,852.881
i) External	2,718.332		
<i>o/w Program Borrowing</i>	<i>1,955.125</i>	Increase in Advances/Suspense	14,977.836
ii) Internal	0.000		
Recovery of Loans	2,127.258	Closing Balance	(39.776)
Other Receipts	12,247.607	i) Cash	72.992
Decrease in advances/Suspense	16,572.643	ii) Bank	(112.768)
TOTAL RECEIPTS	85,992.032	TOTAL PAYMENTS	85,992.032

Note: To smoothen cash flow fluctuation and finance resource gap, series of T-Bills with maturities ranging from 30 to 180 days were issued and redeemed. T-Bills outstanding at the close of the FY is Nu. 7,967.066 million which is carried forward as domestic debt stock.

The external borrowing includes the amount transferred from the FC account to the BFA only and it does not include the balance in the FC account amounting to Nu. 449.008 million received from the creditors.

a. Treasury Bill issued and redeemed for FY 2017-18

Treasury Bills

Ngultrum in million

Particular	Princiapal	Discount	Total
Total T-Bill for the FY	61,517.009	282.991	61,800.000
a. Opening Stock	9,959.919	40.081	10,000.000
b. T-Bill issued for FY 2017-18	51,557.090	242.910	51,800.000
Total Redemption for the FY	53,549.943	250.057	53,800.000
a. Opening stock redeemed	9,959.919	40.081	10,000.000
b. T-Bill redeemed for FY 2017-18	43,590.024	209.976	43,800.000
Outstanding Stock	7,967.066	32.934	8,000.000

b. Recoupment from RD account to BFA account for FY 2017-18 and closing balance

Refundable Deposit Amount

Ngultrum in million

Fiscal Year	RD Recouped	RD Release	Balance in BFA
2010-2011	600.000	595.680	4.320
2011-2012	1,203.000	811.838	395.483
2012-2013	1,056.000	1,224.468	227.015
2013-2014	1,138.000	1,298.308	66.707
2014-2015	1,670.984	918.619	819.072
2015-2016	500.000	1,062.891	256.181
2016-2017	1,179.640	1,351.644	84.177
2017-2018	3,159.088	1,544.373	1,698.892

The main elements of the receipt and payments statements are presented individually from next section.

5. GOVERNMENT RECEIPTS BY SOURCES

The sources of government fund can broadly be categorised into four: revenue, grants, borrowings and recovery of loans. The details of receipts for the FY 2017-18 and the percentage composition of each source of receipts along with the percentage change is presented in Table 3.

Table 3: GOVERNMENT RECEIPTS BY SOURCES

Sl. No.	SOURCES	(Nu. in millions)		% of Total	% Change	% of GDP
		2016-17	2017-18			
1	Internal Revenue	29,713.600	36,871.372	53.59%	24.09%	21.13%
2	Grants	12,986.752	14,847.070	21.58%	14.32%	8.51%
3	Borrowings	13,187.581	2,718.332	3.95%	-79.39%	15.58%
	a. Internal	9,959.919	-	0.00%	-100.00%	0.00%
	b. External	3,227.662	2,718.332	3.95%	-15.78%	15.58%
4	Recovery of Loans	2,045.237	2,127.26	3.09%	4.01%	1.22%
5	Other Receipts	8,863.373	12,242.04	17.79%	38.12%	7.01%
TOTAL		66,796.543	68,806.072	100.00%	3.01%	53.45%
****GDP as per NSB Nu. 174,516.004						
Source: DRC, GNHC, DMEA and DPA						

5.1. DOMESTIC REVENUE

The total domestic revenue realized during the FY was Nu. 36,871.372 million, an increase of 24.09% from the preceding fiscal year mainly contributed by corporate income tax, royalties, sales tax, government departments and the excise duty refunded from GoI. Tax revenue accounted for 73.52% of the total revenue while non-tax revenue accounted for 26.48% of the total. The domestic revenue accounted for 21.13% of the GDP.

A statement of domestic revenue collected during the FY 2017-18 and its comparison to the FY 2016-17 is presented in Table 4.

Table 4: SUMMARY OF REVENUE COLLECTIONS

CODE	REVENUE HEADS	2016-17	2017-18	% Change	% of GDP
1	Tax Revenue	21,564.465	27,107.896	25.71%	15.53%
1.1	Direct Tax	12,345.794	15,880.975	28.63%	9.10%
1.1.1	Corporate Income Tax	8,170.299	9,033.275	10.56%	5.18%
1.1.2	Business Income Tax	1,276.903	1,496.719	17.21%	0.86%
1.1.3	Personal Income Tax	957.313	1,341.866	40.17%	0.77%
1.1.4	Other Direct Tax Revenue	39.342	34.675	-11.86%	0.02%
1.1.5	Royalties	1,901.937	3,974.440	108.97%	2.28%
1.2	Indirect Tax	9,218.671	11,226.921	21.78%	6.43%
1.2.1	Sales Tax	3,800.120	4,283.034	12.71%	2.45%
1.2.2	Excise Duty	3,579.663	4,834.083	35.04%	2.77%
1.2.3	Import Duty	562.563	773.186	37.44%	0.44%
1.2.4	Other Indirect Tax	366.673	398.055	8.56%	0.23%
1.2.5	Green Tax	909.652	938.563	3.18%	0.54%
2	Non Tax Revenue	8,149.134	9,763.476	19.81%	5.59%
2.1	Fees, Dividends, Profits	7,935.624	9,738.837	22.72%	5.58%
2.1.1	Administrative Fees & Charges	744.817	730.585	-1.91%	0.42%
2.1.2	Revenue from Govt. Departments	281.577	2,639.698	837.47%	1.51%
2.1.3	Dividend	4,041.255	4,060.196	0.47%	2.33%
2.1.4	Other Non-Tax Revenue	99.244	44.177	-55.49%	0.03%
2.1.5	Interest on loan from Corporation	1,894.664	1,845.938	-2.57%	1.06%
2.1.6	Transfer of Profits	874.067	418.243	-52.15%	0.24%
2.2	Capital Revenue	213.510	24.639	-88.46%	0.01%
Total Revenue		29,713.599	36,871.372	24.09%	21.13%

*Source: DRC, MoF. *** GDP as per NSB Nu. 174,516.004m*

5.1.1. REVENUE GROWTH

The total domestic revenue increased by Nu. 7,157.721 million (24.09%) during FY 2017-18 from the previous fiscal year. The revenue growth was mainly from Government Department (Nu. 2,358.121), Royalties from various sources (Nu. 2,072.503 million), Excise duty refund from GoI (Nu. 1,254.420 million), Corporate income tax (Nu. 862.976 million), and Sales tax (Nu. 482.914 m).

The revenue was adequate to finance 62.28% of the total expenditure for the FY 2017-18 as against 59.50% in the previous FY. The higher coverage of outlay by internal revenue in FY 2017-18 was due to decrease in percentage change in outlay in the fiscal year compared to higher revenue change. While the revenue grew by 24.09% in FY 2017-18 from the prior year, the total outlay increased by 12.31%.

5.2. EXTERNAL GRANTS

During the FY 2017-18, the Government received external grants of Nu. 14,847.070 million, an increase by 14.32% compared to preceding FY. The GoI providing 75.44% of grant continues to be the major source of external grant. During the FY, the external grant was able to finance 25.08% of the total expenditure.

The summary of grants received during the FY are presented in the Table 5.

Table 5: INTERNATIONAL ASSISTANCE (GRANTS) RECEIVED

Sl.No:	PARTICULARS	Nu. in millions		% Change	% of GDP
		2016-17	2017-18		
a)	GOI	9,882.572	11,200.831	13.34%	6.42%
1.	Program Grant	2,125.000	1,700.000	-20.00%	0.97%
2.	Project Grant	7,757.572	9,500.831	22.47%	5.44%
i.	Cash	7,757.572	9,500.831	22.47%	5.44%
ii.	Kind	-	-	0.00%	0.00%
b)	Other Donors	3,104.181	3,646.239	17.46%	2.09%
1.	Program Grant			0.00%	0.00%
2.	Project Grant	3,104.181	3,646.239	17.46%	2.09%
i.	Cash	2,656.948	3,378.166	27.14%	1.94%
ii.	Kind	447.233	268.073	-40.06%	0.15%
Total		12,986.753	14,847.070	14.32%	8.51%
****GDP as per NSB		174,516.004 m			

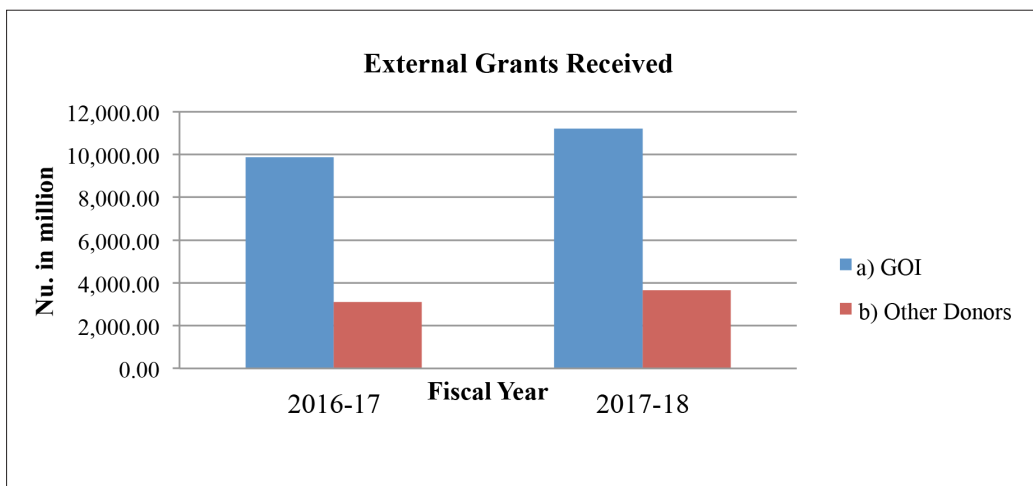


Figure 1. External Grant Received

5.3. BORROWINGS

5.3.1. INTERNAL BORROWINGS

During the FY, the Government has raised T-Bills with maturities ranging from 30 to 180 days from the domestic market to meet the cash shortfalls and finance resource gap. The principal amount of T-Bills outstanding at the end of FY was Nu.7,967.066.

5.3.2. EXTERNAL BORROWINGS

The government has borrowed Nu. 2,718.332 million from external donors during the FY 2017-18 which included direct disbursement of Nu. 122.816 million by ADB for Urban Infrastructure Project and Nu. 4.350 million by JICA for rural electrification project. The external borrowing recorded a decrease of Nu. 509.330 million (15.78%) as compared to the previous fiscal year.

The borrowings were mostly on concessional terms from bilateral and multilateral development partners. The summary of external borrowings during the FY 2017-18 is presented in Table 6.

Table 6: EXTERNAL LOANS RECEIVED DURING THE FY 2017-18

Sl. No.	Lender	Nu. in million		Total
		Cash	Kind	
1	Asian Development Bank	102.971	122.816	225.787
2	International Development Assistance	2,386.465		2,386.465
3	International Fund for Agriculture Development	86.937		86.937
4	Japan International Cooperation Agency		4.350	4.350
5	World Bank	14.792		14.792
	Total	2,591.165	127.166	2,718.331

The total external borrowing of Nu. 225.787 million was for Urban Infrastructure Development from ADB, and Nu. 1,955.125 million of total 2,386.465 was for Strengthening Fiscal Management and Private Sector Employment Opportunities to Ministry of Finance from IDA.

The total external borrowing excludes borrowings from Government of India for the ongoing hydropower projects. During the FY the GoI has disbursed directly to the project authorities of Punatshangchhu I (Nu.1,500.00 m), Punatshangchhu II (Nu.3,200.00 m), Mangdechhu (Nu. 3,476.260 m) and Nikachhu Hydropower Project (Nu. 411.480 m).

The external borrowing during the FY is presented in Figure 2 below.

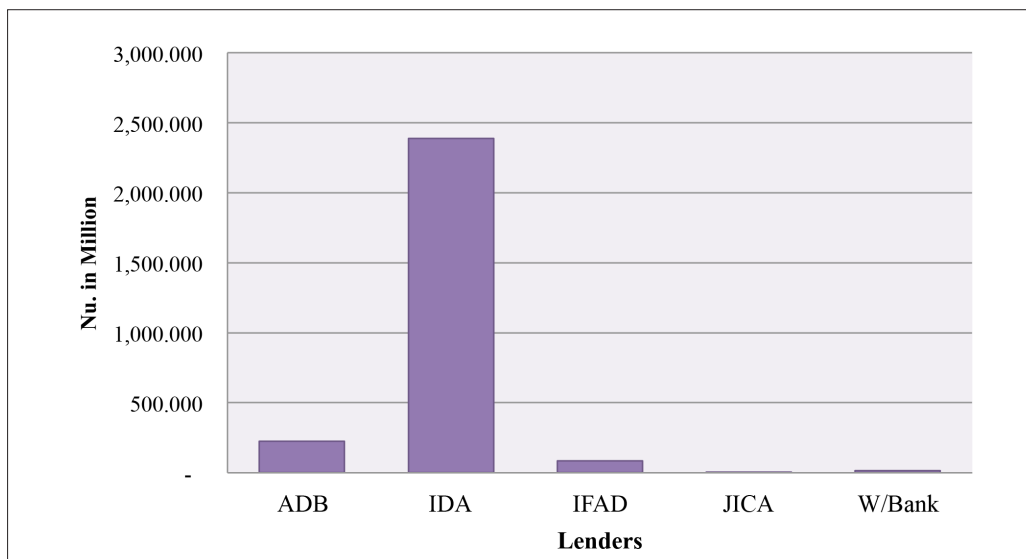


Figure 2: External loans received during the FY 2017-18

5.4. RECOVERIES

The receipt from recovery of loan principal during the fiscal year was Nu. 2,127.258 million as presented in the Table 7.

Table 7: STATEMENT OF RECOVERIES DURING THE FISCAL YEAR 2017-18

SL. No.	Lender	Projects	Nu. in million
RECOVERIES EXTERNAL			
I Government of India			
1	THPA	Gol	1,342.591
Sub Total Gol			1,342.591
II Others			
II.a Asian Development Bank			
2	BDFC Loan BHU-934	ADB	1.858
3	BDFC Loan BHU-1566	ADB	5.944
4	RE- I BHU 1375	ADB	8.304
5	RE-II BHU 1712	ADB	18.326
6	RE-III -BHU 2009 -BPC	ADB	18.228
7	BDFC ADB 0088/0089 BHU (SF) MSME	ADB	16.258
8	Green Power Development Project (RE IV)	ADB	46.993

SL. No.	Lender	Projects	Nu. in million
9	Green Power Development Project (2463-BHU OCR)	ADB	45.979
10	Green Power Development Project (2464 -BHU ADF)	ADB	73.281
Sub Total ADB			235.172
II.b	International Fund for Agricultural Development		
11	BDFC Loan BHU-512	IFAD	1.403
12	BDFC Loan AMEPP BHU- 659	IFAD	1.806
Sub Total IFAD			3.209
II.c	Government of Austria		
13	BHPCL (Upper Stage)	Austria	35.400
14	BHPCL (Lower Stage)	Austria	109.925
15	Dagachu Hydro Power Project	Austria	303.818
Sub Total Austria			449.143
II.d	Japan International Corporation Agency		
16	RE-I (BPC)	JICA	63.333
Sub Total JICA			63.333
Total Others			750.857
Total External (Gol + Others)			2,093.448
III	RECOVERIES INTERNAL		
1	Purchase of Aircraft for Drukair	RGoB	33.811
Total Recoveries (Domestic)			33.811
Total Recoveries (External + Domestic) (B)			2,127.258
<i>Source: Department of Macroeconomic Affairs</i>			

5.5. OTHER RECEIPTS AND PAYMENTS

The statement of Other Receipts and Payments during the FY 2017-18 is presented in Table 8.

Table 8: STATEMENT OF OTHER RECEIPTS AND PAYMENTS FOR THE FY 2017-18

Sl. No:	PARTICULARS	(Nu. in millions)		
		RECEIPTS	PAYMENTS	NET
A	BUDGET FUND ACCOUNT	4,404.124	0.005	4,404.119
i	Advances	0.000	0.000	0.000
ii	Bank Charges	0.000	0.005	-0.005
iii	Prior year expenses	56.166	0.000	56.166
iv	Prior year advances	46.280	0.000	46.280
v	Closing cash balances	76.270	0.000	76.270
vi	Refundable External Grants	1.859	0.000	1.859

Sl. No:	PARTICULARS	(Nu. in millions)		
		RECEIPTS	PAYMENTS	NET
x	Interest from subordinated debt (ESP Gol)	814.000		814.000
vii	Others *	222.275	0.000	222.275
viii	Others (LC/PLC) **	26.605	0.000	26.605
ix	Internal Funds***	1.582	0.000	1.582
xi	Recoupsments from Refundable Deposits	3,159.088	0.000	3,159.088
B	NON-REVENUE ACCOUNT	2,893.915	0.000	2,893.915
i	Deposits as per BOBL (daily GCA)	2,893.915	0.000	2,893.915
C	AGENCIES ACCOUNTS	4,930.339	9,860.023	-4,929.684
i	Revenue Receipts & Remittances	1,090.995	1,090.995	0.000
ii	Others Recoveries & Remittances	3,359.166	3,371.711	-12.546
iii	Miscellaneous Receipts & Payments	480.178	5,397.317	-4,917.138
D	OTHER ADJUSTMENTS	19.228	0.000	19.228
i	Uncashed Cheques of the FY	19.228	0.000	19.228
E	Redemption of T-Bill	0.000	1,992.853	-1,992.853
	TOTAL	12,247.607	11,852.881	394.726

Source: Department of Public Accounts, Budgetary Bodies & Bank of Bhutan

*Others – includes funds transferred from Department of Trade, Ministry of Economic Affairs (Nu. 173.897 million).

**Other (LCs/PLCs) – includes Nu. 9.000 million being surrender of fund balance of Bhutan Education City and Nu. 12.218 million being refund of study and financial obligation.

*** Internal Fund – it pertains to fund transfer from FD interest (Nu. 1.263).

Those categories under B, C and D have the detailed schedules included as part of this report.

6. OPERATIONAL RESULTS

6.1. GOVERNMENT EXPENDITURE

This section presents the application of government fund. The government uses its receipts to pay the following broad categories of expenditures:

1. Current
2. Capital
3. Repayment
4. Lending

The Table 9 shows a summary of government payments or expenditure during the FY 2017-18.

Table 9: SUMMARY OF EXPENDITURES

CATEGORY	(Nu. in million)		% Change	% of GDP
	2016-17	2017-18		
Expenditure:	49,966.611	56,331.357	12.74%	32.28%
Current Expenditure	24,129.587	27,494.710	13.95%	15.75%
Capital Expenditure	25,837.024	28,836.647	11.61%	16.52%
Repayments	2,703.336	2,820.356	4.33%	1.62%
Internal	9.194	9.874	7.40%	0.01%
External	2,694.142	2,810.482	4.32%	1.61%
On Lending	42.115	49.379	17.25%	0.03%
Total	52,712.062	59,201.092	12.31%	33.92%

The total expenditure for the fiscal year 2017-18 increased by Nu. 6,489,030 million (12.31%) from the previous fiscal year.

Composition of government expenditure

The current and capital expenditure accounted for 95.15% of the total payments for the fiscal year 2017-18, and the capital expenditure accounted for 48.71% of the total expenditure. The expenditure composition depicted the percentage in current expenditure is higher (13.95%) to capital expenditure (11.61%). The increase in current expenditure is on account of payment for electricity subsidy through budgetary process, provisions for National Council election and revision of pay, allowances and benefits for LG members.

The loan repayments were 4.76% of the total, and on-lending accounted for 0.08% of the total payment.

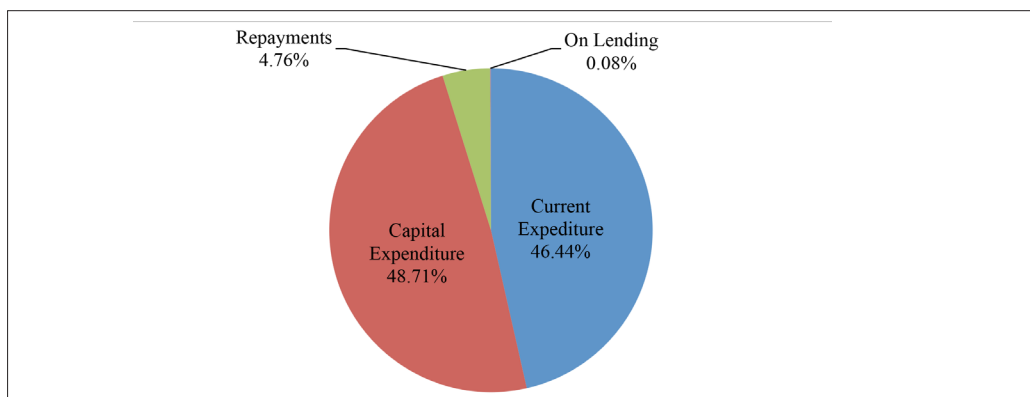


Figure 3: composition of Expenditure for the FY 2017-18

6.1.1. CURRENT EXPENDITURE

The current expenditure for the fiscal year 2017-18 totaled to Nu. 27,494.710 million an increase by 13.95% from the previous fiscal year.

The five categories of current expenditure (Figure 6) combined accounted for 69.82% of the total current expenditure.

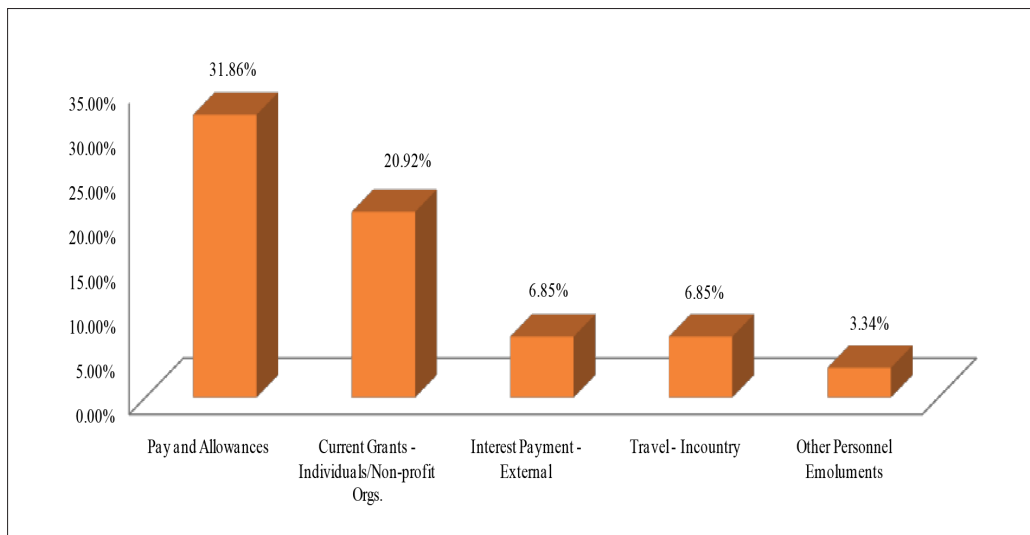


Figure 4. Top five current expenditures for FY2017-18

The largest element in the current expenditure accounting for 31.86% of the total current expenditure is pay & allowances followed by current grants with 20.92% then interest payment and travel in-country with 6.85% each.

6.1.1.1 INTEREST PAYMENTS

The total interest payment made during the FY amounted to Nu. 1,889.036 million. This consists of Nu. 4.300 million on internal borrowings and Nu. 1,884.736 million on external borrowings. The summary of interest payments for FY 2016-17 and FY 2017-18 is presented below:

Table 10: STATEMENT OF INTEREST PAYMENTS

INTEREST	(Nu. in million)		% Change	% of Internal Revenue	% of Current Expenditure
	2016-17	2017-18			
On Internal Loan	161.807	4.300	-97.34%	0.01%	0.02%
On External Loan	1,836.908	1,884.736	2.60%	5.11%	6.85%
Total	1,998.715	1,889.036	-5.49%	5.12%	6.87%

Source: Department of Public Accounts

The statement of interest payment is also presented in a graphic form in figure 5 below.

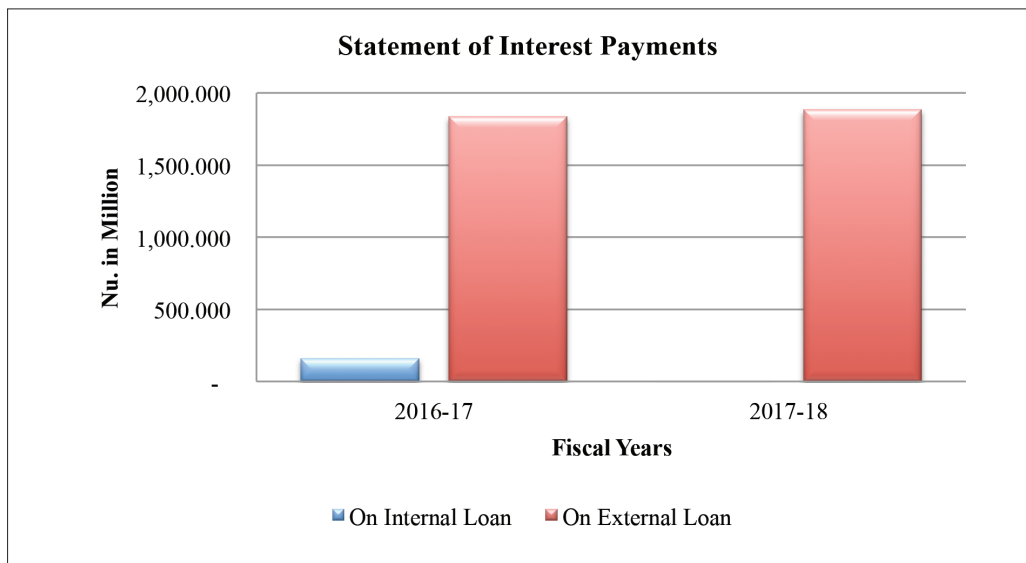


Figure 5. Interest Payments for the FY 2017-18

The detailed statement of interest payment during the FY is presented in Table 11.

Table 11: STATEMENT OF INTEREST PAYMENTS DURING THE FY 2017-18

SL. No.	LENDER	Nu. in million
A	EXTERNAL	
I	ASIAN DEVELOPMENT BANK	
1	Bhutan Development Finance Project-LN0934	0.727
2	Green Power Development Project (Dagachu ADF)-LN3034	20.769
3	East West Highway Maintenance-LN1265	2.165
4	Sustainable Rural Electrification-LN1712	5.992
5	Development Finance Loan Project-LN1566	2.027
6	Urban Infrastructure Improvement Project-LN1625	3.261
7	Financial Sector Development Program-LN1565	2.027
8	2nd Green Power Development Project-LN3226	0.504
9	Health Care Program-LN1762	4.351
10	Rural Electrification Project-LN1375	3.659
11	Road Improvement Project-LN1763	6.613
12	Rural Electrification Project (SF)-LN2009	7.381
13	Strengthening Economic Management Program-LN2994	8.504
14	Basic Skills Development Project-LN1830	4.727
15	Fiscal Sector Development Program-LN2280	1.123
16	Financial Sector Development Program-LN2279	8.933
17	Road Network Project-LN2187	22.235
18	Urban Infrastructure Development Project-LN2258	19.318
19	Technical & Vocational Education Project-LN1035	1.543
20	Green Power Development Project (OCR)-LN2463	51.482
21	Green Power Development Project (ADF)-LN2464	53.703
22	Multi Project II-LN722	1.960
23	Chirang Hill Program Project-LN740	0.222
24	SASEC Trade Facilitation Program-LN2955	5.184
25	Highland Livestock Development Project-LN808	1.089
26	Strengthening Economic Management Program-LN3258	13.831
27	Road Works Mechanization Project-LN790	1.189
28	Multi Project (SF)-LN637	0.688

SL. No.	LENDER	Nu. in million
29	Industrial Estates Project SF)-LN900	0.218
ADB Total		255.425
II	WORLD BANK	
1	Third Forestry Development Project-LN2533	1.625
2	Urban Development II-LN54310	6.467
3	Second Education Project-LN3044	5.445
4	Decentralized Rural Development Project-LN4040	3.086
5	Bhutan Development Policy Credit I-LN4835	11.289
6	Fiscal Sustainability Investment Climate DPC-LN5923	27.931
7	Education Development-LN3820	14.425
8	Forestry Development-LN1460	1.578
9	Development Policy Credit Investment Strengthening-LN4562	5.229
10	Urban Development II-LN4744	4.195
11	Development Policy Credit II-LN5163	44.813
12	Second Forestry Development-LN1900	0.174
13	Primary Education-LN1899	0.918
14	Technical Assistant-LN1416	0.912
15	Remote Rural Communities Development-LN51640	9.730
16	Bhutan Calcium & Carbide LTD.-LN15960	2.151
17	Wildlife Protection Phase 2-LN4983	1.009
18	Fiscal Sustainability Investment Climate DPC-LN56470	27.581
19	Rural Access Project-LN3310	4.636
20	Rural Access Project-LN3309	4.936
WB Total		178.129
III	INTERNATIONAL FUND FOR AGRICULTURAL DEVELOPMENT	
1	First Eastern Zone Agriculture Project-LN299	1.563
2	Second Eastern Zone Agriculture Project-LN512	3.470
3	Agriculture Marketing & Enterprise Promotion Program-LN659	6.022
4	Punakha/Wangdu Development Project-LN223	0.953
5	Market Access & Growth Intensification Project-LN824	3.950
6	CARLEP-LN200000062700	2.251
7	Tashigang & Mongar Area Development Project-LN178	1.090

SL. No.	LENDER	Nu. in million
8	Small Farm Development & Irrigation Rehabilitation Project-LN50	1.165
IFAD Total		20.464
IV	GOVERNMENT OF AUSTRIA	
1	Basochu Hydro Power Project (Lower Stage)	33.728
2	Dagachu Hydro Power Project-RBZ	150.998
3	Rural Electrification Project	2.091
GoA Total		186.816
V	JAPAN INTERNATIONAL COOPERATION AGENCY	
1	JICA I Loan	0.188
JICA Total		0.188
VI	GOVERNMENT OF INDIA	
1	Tala Hydro Power Loan	1,243.714
Gol Total		1,243.714
B	INTERNAL	
I	NATIONAL PENSION AND PROVIDENT FUND	
1	NPPF Loan	4.300
NPPF Total		4.300
GRAND Total		1,889.036
<i>Source: DMEA and DPA</i>		

The ratio of domestic revenue to current expenditure for the FY 2017-18 is presented in the Table 12.

Table 12: CURRENT EXPENDITURE AND DOMESTIC REVENUE COMPARISON

PARTICULARS	FISCAL YEARS	
	2016-17	2017-18
Current Expenditure	24,129.587	27,494.710
Domestic Revenue	29,713.600	36,871.372
% Coverage of current expenditure	123.14%	134.10%
<i>Source: DRC and Budgetary Bodies</i>		

The constitution requires the government to “ensure that the cost of recurrent expenditures is met from the internal resources of the country”.

6.1.2. CAPITAL EXPENDITURE

The total capital expenditure for the FY 2017-18 was Nu. 28,836.647 million, an increase by Nu. 2,999.623 million or 11.61% as compared to the previous fiscal year.

The figure 6 presents five largest components of capital expenditure for the fiscal year 2017-18.

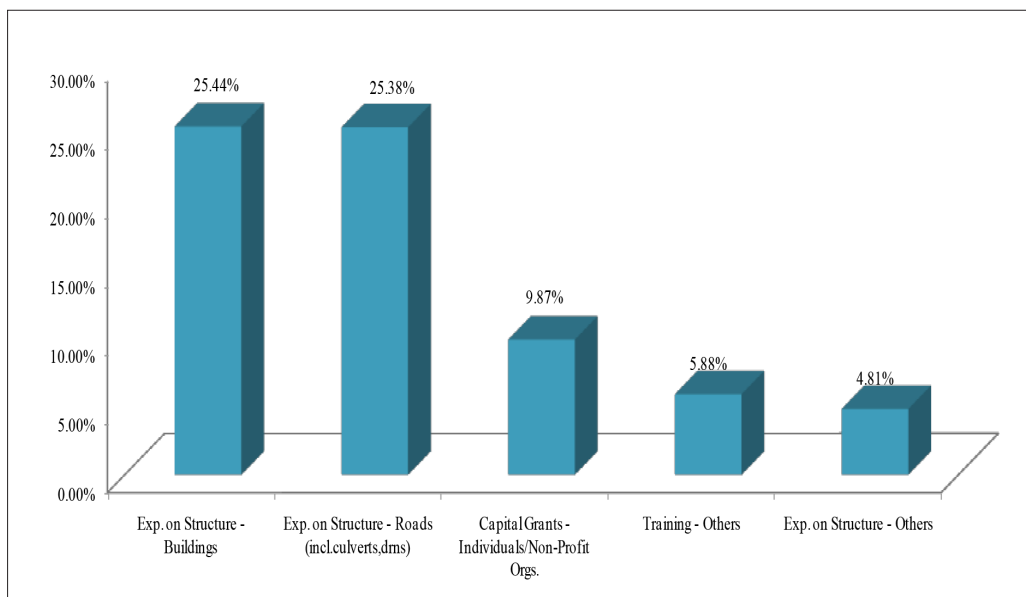


Figure 6. Top 5 Capital Expenditure for the fiscal year 2017-18

The major portions of the expenditure were for the construction of roads and buildings. These two categories combined accounted for 50.82 % of the total capital expenditure. The capital grants to various institutions made up 11.98% of the total capital expenditure. The four Thromdes combined received 44.54% of the total capital grants.

The percentage coverage of capital expenditure and repayment by grants and borrowings is presented in the Table 13:

Table 13: CAPITAL EXPENDITURE AND REPAYMENT COMPARED WITH GRANTS AND BORROWINGS

Particulars	Nu. in million		% Change
	2016-17	2017-18	
Grants	12,986.752	14,847.070	14.32%
Borrowings	13,187.581	2,718.332	-79.39%
Total of Grants & Borrowings	26,174.333	17,565.402	-32.89%
Capital Expenditure	25,837.024	28,836.647	11.61%
Repayment	2,703.336	2,820.355	4.33%
Total of Capital & Repayment	28,540.360	31,657.002	10.92%
% Coverage of Capital Expenditure & Repayment by Grants & Borrowings	91.71%	55.49%	

6.1.2.1 SUBSIDIES AND TRANSFERS

The total subsidy and transfer payments during the FY 2017-18 was Nu. 6,762.250 million. There was an increase of Nu. 3,312.943 million (96.05%) compared to previous fiscal year. The current and capital composition of the total subsidy and transfer payments were 48.92% and 51.08% respectively. The details of the subsidy is presented in the Table 15.

Table 14: SUBSIDIES AND TRANSFERS PROVIDED DURING THE FY 2017-18

Sl. No.	AGENCY	CURRENT	CAPITAL	TOTAL
1	Economic Stimulus Plan		444.957	444.957
2	Royal Construction Office, Paro		105.315	105.315
3	Bhutan Postal Corporation	30.674		30.674
4	Ability Bhutan Society		0.615	0.615
5	Bhutan Broadcasting Services Corporation	132.604	45.444	178.048
6	Bhutan Centre for Media and Democracy		1.433	1.433
7	Bhutan Chamber of Commerce & Industry	10.500		10.500
8	Bhutan Development Bank		18.141	18.141
9	Bhutan Nuns Foundation		1.496	1.496
10	Bhutan Transparency Initiative		0.009	0.009
11	Bhutan Tust Fund		39.388	39.388
12	Bhutan Youth Development Fund		36.513	36.513
13	Chithuen Phendhey Association		0.296	0.296
14	Druk Green Power Corporation		22.250	22.250
15	Drukair Corporation	164.505		164.505

SI. No.	AGENCY	CURRENT	CAPITAL	TOTAL
16	Food Corporation of Bhutan	4.490	1.293	5.783
17	Journalists Association of Bhutan		0.172	0.172
18	Khesar Gyalpo University of Medical Sciences of Bhutan	64.021		64.021
19	Loden Foundation		2.383	2.383
20	National Housing Development Corporation	54.750	7.861	62.611
21	Royal Insurance Corporation of Bhutan	95.903	15.190	111.093
22	Royal University of Bhutan	650.251		650.251
23	Sport Association / Agents	76.400		76.400
24	Tarayana Foundation		15.587	15.587
25	Gelephu Thromde	23.397	256.367	279.764
26	Phuntsholing Thromde	4.000	218.904	222.904
27	Samdrup Jongkhar Thromde	26.000	180.169	206.169
28	Thimphu Thromde	30.712	883.124	913.836
29	Bhutan Power Corporation	1,927.500	67.286	1,994.786
30	Bhutan Agro Industries Limited	0.647	30.000	30.647
31	Read Bhutan		12.732	12.732
32	Bhutan Lottery Limited		14.000	14.000
33	Farm Machinery Corporation Limited of Bhutan		43.552	43.552
34	Bar Council	1.500		1.500
35	Royal Metal Craft Center, Wochu Naktshang Project, PARO		1.260	1.260
36	Dharma Arts and Crafts		19.200	19.200
37	Royal Institute for Governance and Strategic Studies (RIGSS)		340.000	340.000
38	Queen's Project		8.195	8.195
39	Royal Monetary Authority		1.546	1.546
40	Druk Holding and Incestment		2.918	2.918
41	Endowment Fund	10.000	616.800	626.800
	Grand Total	3,307.854	3,454.396	6,762.250

6.1.3. LOAN REPAYMENTS

Total principal loan repayment during the FY 2017-18 was Nu. 2,820.355million, 4.33% increase compared to the previous FY. The principal repayment for both internal and external increased by 7.40 % and 4.32% respectively. A statement of principal repayment of loans for the FY 2016-17 and FY 2017-18 is presented in Table 15.

Table 15: STATEMENT OF PRINCIPAL LOAN REPAYMENT

Sl.No.	Particulars	(Nu. in million)		% Change
		2016-17	2017-18	
a	Repayments	2,703.336	2,820.355	4.33%
a-i	Internal	9.194	9.874	7.40%
a-ii	External	2,694.142	2,810.481	4.32%

The detailed repayment of principal loans is presented in the Table 16.

Table 16: STATEMENT OF PRINCIPAL REPAYMENTS DURING THE FY 2017-18

SL. No.	Loan	Nu. in Million
A	EXTERNAL	
I	Asian Development Bank (ADB)	
1	Bhutan Development Finance Project-LN0934	5.517
2	East West Highway Maintenance-LN1265	12.907
3	Sustainable Rural Electrification-LN1712	26.547
4	Development Finance Loan Project-LN1566	7.389
5	Urban Infrastructure Improvement Project-LN1625	7.677
6	Financial Sector Development Program-LN1565	7.557
7	Health Care Program-LN1762	40.013
8	Rural Electrification Project-LN1375	18.489
9	Road Improvement Project-LN1763	27.143
10	Rural Electrification Project (SF)-LN2009	24.482
11	Basic Skills Development Project-LN1830	19.661
12	Fiscal Sector Development Program-LN2280	3.458
13	Financial Sector Development Program-LN2279	43.758
14	Road Network Project-LN2187	72.232
15	Urban Infrastructure Development Project-LN2258	59.498
16	Technical & Vocational Education Project-LN1035	11.861
17	Green Power Development Project (OCR)-LN2463	45.979
18	Green Power Development Project (ADF)-LN2464	73.281
19	Multi Project II-LN722	29.403
20	Chirang Hill Program Project-LN740	2.842
21	Highland Livestock Development Project-LN808	13.366
22	Road Works Mechanization Project-LN790	15.019
23	Multi Project (SF)-LN637	12.671
24	Industrial Estates Project SF)-LN900	2.033
Total ADB		582.785
II	World Bank	
25	Third Forestry Development Project-LN2533	13.872

SL. No.	Loan	Nu. in Million
26	Second Education Project-LN3044	17.605
27	Decentralized Rural Development Project-LN4040	8.202
28	Education Development-LN3820	40.251
29	Forestry Development-LN1460	11.401
30	Second Forestry Development-LN1900	2.265
31	Primary Education-LN1899	11.644
32	Technical Assistant-LN1416	7.113
33	Remote Rural Communities Development-LN51640	18.653
34	Bhutan Calcium & Carbide LTD.-LN15960	15.741
35	Rural Access Project-LN3310	6.804
36	Rural Access Project-LN3309	7.245
37	Development Policy Credit II-LN5163	37.544
38	Rural Access Project-WB LN33090	7.837
39	Urban Development Project-WB LN33100	7.359
Total World Bank		213.537
III	International Fund for Agricultural Development (IFAD)	
40	First Eastern Zone Agriculture Project-LN299	6.315
41	Second Eastern Zone Agriculture Project-LN512	20.799
42	Agriculture Marketing & Enterprise Promotion Program-LN659	28.940
43	Punakha/Wangdu Development Project-LN223	4.594
44	Tashigang & Mongar Area Development Project-LN178	5.978
45	Small Farm Development & Irrigation Rehabilitation Project-LN50	8.794
Total IFAD		75.419
IV	Government of Austria	
46	Dagachu Hydro Power Project-RBZ	303.818
47	Basochu Hydro Power, Upper Stage	65.835
48	Basochu Hydro Power, Lower Stage	163.164
Total Austria		532.816
V	Japan Internataion Cooperation Agency	
49	JICA I Loan	63.333
Total JICA		63.333
VI	Government of India	
50	Tala Hydro Power Loan	1,342.591
Total Gol		1,342.591
B	INTERNAL	
VII	National Pension and Provident Fund	
51	NPPF Loan	9.874
Total NPPF		9.874
GRAND TOTAL		2,820.355

6.1.4. ON-LENDING

The Public Finance (Amendment) Act of Bhutan 2012 permits government to borrow and on-lend to state enterprises and other legal entities. To achieve the rural electrification program by the end of 11FYP, the Government has availed concessional loans from bilateral and multilateral development partners.

During FY 2017-18, the Government has borrowed Nu. 45.029 million from ADB and Nu. 4.350 million from JICA as presented in Table 17. These amounts were on lent to BPCCL to continue the rural electrification works.

Table 17: STATEMENT OF ON-LENDING DURING THE FY 2017-18

Sl. No.	Projects	Lenders	Nu. in million
1	RREDP- BPC (RE V)	ADB	45.029
2	Rural Electrification Project (RE - II) BPC	JICA	4.350
Total Lending			49.379

Source: Department of Macroeconomic Affairs

6.1.5. GOVERNMENT EXPENDITURE BY SECTOR

The Sector wise expenditure for the FY 2017-18 is presented the Table 18.

Table 18: SUMMARY OF EXPENDITURE BY SECTORS FOR THE FY 2017-18

Sectors	Expenditure					% of Total
	Current	Capital	Lending	Repayment	Total	
Social Services	9,901.174	5,815.488			15,716.661	26.55%
Health Services	3,170.304	1,693.833			4,864.138	8.22%
Education Services	6,730.870	4,121.654			10,852.524	18.33%
Economic Services	3,762.329	12,354.236			16,116.565	27.22%
RNR Services	2,486.707	3,718.748			6,205.455	10.48%
Mining, Manufgt & Industries Services	93.010	92.140			185.150	0.31%
Transport & Communication Services	789.703	7,107.279			7,896.982	13.34%
Energy Services	113.680	229.175			342.856	0.58%
Other Economic Services	279.229	1,206.894			1,486.123	2.51%
Housing & Public Amenities Services	456.456	2,115.226			2,571.682	4.34%
General Public Services	12,104.565	6,586.424	49.379	2,820.355	21,560.723	36.42%

Sectors	Expenditure					% of Total
	Current	Capital	Lending	Repayment	Total	
General Public Services	10,258.627	6,586.424			16,845.051	28.45%
Public Debt Services	1,845.938		49.379	2,820.355	4,715.672	7.97%
Religion & Cultural Services	853.961	1,670.210			2,524.171	4.26%
Public Order & Safety Services	416.225	295.063			711.289	1.20%
Total	27,494.710	28,836.647	49.379	2,820.355	59,201.091	100.00%

Source: Department of Public Accounts and Budgetary Bodies

The information in Table 18 is presented in a pie chart in Figure 7 to give a comparative look amongst different sectors.

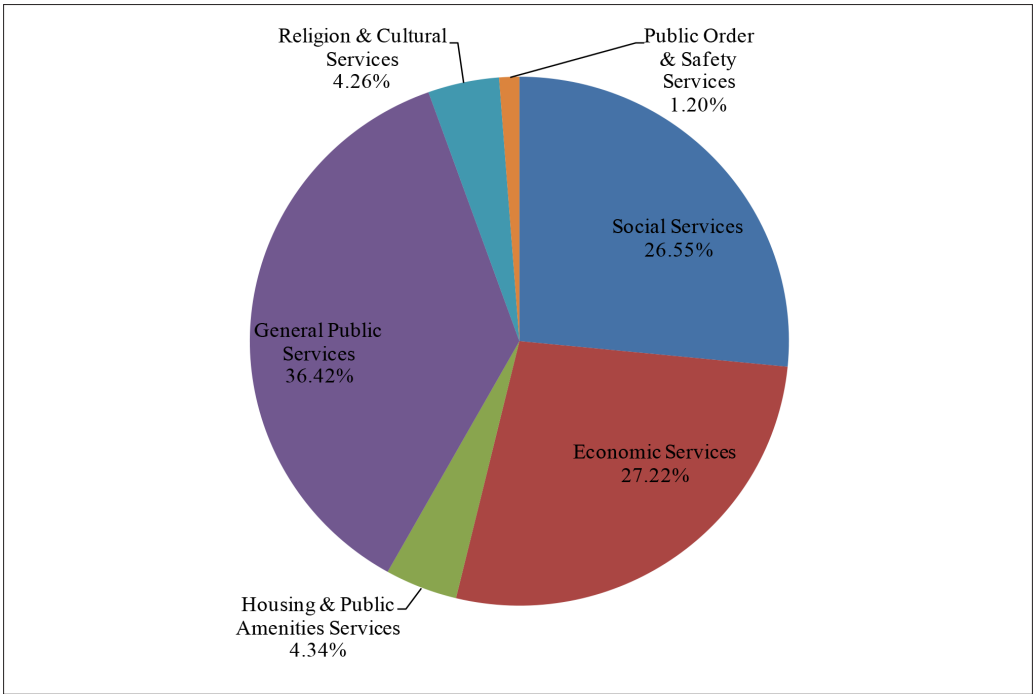


Figure 7: % of Expenditure composition by sectors

The highest expenditure incurred was for general public services with 36.42% of the total expenditure followed by Economic Services 27.22% and Social Services 26.55% each. Among sectors public order and safety service was the least with 1.20% of total expenditure during the fiscal year.

7. BUDGET UTILISATION

A summary of revised budget estimates compared with the actual booked expenditure for the FY 2017-18 in respect of Autonomous, Constitutional bodies, Judiciary, Local Government (Dzongkhags, Gewogs & Thromde) and Ministries is presented in Table 19.

Table 19: STATEMENT OF VARIANCE BETWEEN REVISED BUDGET AND ACTUAL EXPENDITURE FOR THE FY 2017-18

SL. NO.	SUMMARY	REVISED BUDGET APPROPRIATIONS				ACTUAL ANNUAL EXPENDITURE				AMOUNT OF VARIATION				% VAR
		CURRENT	CAPITAL	LEND/REPAY	TOTAL	CURRENT	CAPITAL	LEND/REPAY	TOTAL	CURRENT	CAPITAL	LEND/REPAY	TOTAL	
1	Autonomous Agencies	3,191,288	2,735,906	-	5,927,194	3,070,256	2,100,000	-	5,170,256	121,032	635,906	-	756,938	12.77%
2	Constitutional Bodies	620,083	497,057	-	1,117,140	602,939	430,020	-	1,032,959	17,144	67,037	-	84,181	7.54%
3	Judiciary	304,361	165,443	-	469,804	292,117	152,830	-	444,947	12,244	12,613	-	24,857	5.29%
4	Local Government	9,067,112	7,352,659	-	16,419,771	8,957,358	6,973,446	-	15,930,807	109,745	379,219	-	488,964	2.98%
i	Dzongkhags	7,843,672	4,983,952	-	12,827,624	7,749,154	4,683,986	-	12,433,143	94,509	299,972	-	394,481	3.08%
ii	Gewogs	423,651	2,230,351	-	2,654,002	416,144	2,158,800	-	2,574,944	7,507	71,551	-	79,058	2.98%
iii	Thromdeys	799,789	138,356	-	938,145	792,060	130,660	-	922,720	7,729	7,696	-	15,425	1.64%
5	Ministries	15,370,150	23,341,281	2,874,551	41,585,982	14,572,040	19,180,351	2,869,736	36,622,127	798,110	4,160,930	4,815	4,963,855	11.94%
i	MoHCA	1,909,368	1,645,086	-	3,554,454	1,856,126	1,306,250	-	3,162,376	53,242	338,836	-	392,078	11.03%
ii	MoF	7,402,719	4,319,788	2,874,551	14,597,058	7,024,070	4,153,680	2,869,736	14,047,486	378,649	166,108	4,815	549,572	3.76%
iii	MoFA	693,838	120,747	-	814,585	629,519	110,470	-	739,989	64,319	10,277	-	74,596	9.16%
iv	MoAF	2,150,230	1,811,407	-	3,961,637	2,069,680	1,430,250	-	3,499,930	80,550	381,157	-	461,707	11.65%
v	MoEA	280,909	1,044,869	-	1,325,778	271,238	945,390	-	1,216,628	9,671	99,479	-	109,150	8.23%
vi	MoWHS	630,367	9,413,951	-	10,044,338	620,204	7,247,651	-	7,867,855	10,183	2,166,300	-	2,176,483	21.67%
vii	MolC	280,936	1,038,552	-	1,319,488	265,357	873,400	-	1,138,757	15,579	165,152	-	180,731	13.70%
viii	Moh	1,149,636	1,554,535	-	2,704,171	1,114,105	1,137,380	-	2,251,485	35,531	417,155	-	452,686	16.74%
ix	MoE	623,483	1,622,702	-	2,246,185	478,386	1,251,430	-	1,729,816	145,097	371,272	-	516,369	22.99%
x	MolHR	248,644	769,644	-	1,018,288	243,355	724,450	-	967,805	5,289	45,194	-	50,483	4.96%
	GRAND TOTAL	28,552,994	34,092,346	2,874,551	65,519,891	27,494,710	28,836,647	2,869,736	59,201,096	1,058,275	5,255,705	4,815	6,318,795	9.64%

Note: Actual expenditure figures are exclusive of Advances and Suspenses

Summary and more detailed of Table 19 is presented in a graphic forms in figures 8 and 9 as below:

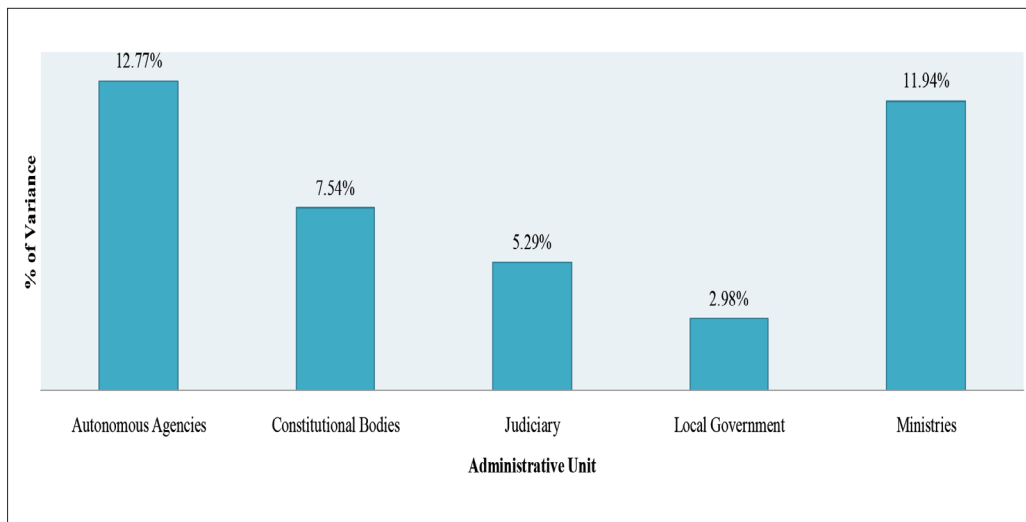


Figure 8: % of variance between budget and actual expenditure – excluding advances of FY 2017-18

The figure 8 shows percentage of total budget variance by different categories of administrative unit. In FY 2017-18, total budget variance was 9.64% whereby variance for autonomous agencies was highest compared to other administrative units with 12.77% followed by ministries and constitutional bodies with 11.94% and 7.54%.

Figure 9 below shows the % variance for Dzongkhags, Gewogs, Thromdeys and individual Ministries.

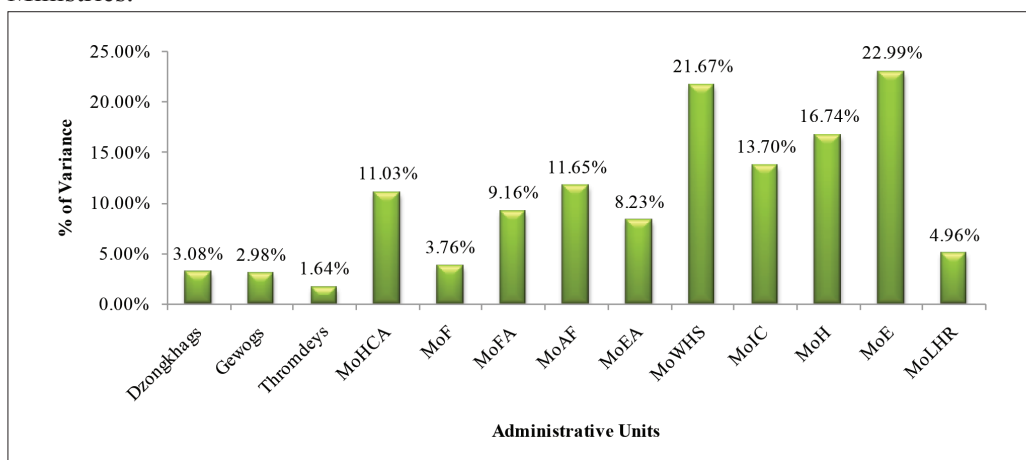


Figure 9: % of variance between budget and actual expenditure – excluding advances for FY 2017-18.

7.1. UNDER UTILIZATION OF CAPITAL BUDGET

During the FY 2017-18, out of the total revised capital budget of Nu. 34,092.346 million, the actual expenditure reported is Nu. 28,836.647 million. Capital budget variance is Nu. 5,255.699 million excluding advances, which is 15.42% of the total capital budget as compared to 20.90% in the previous fiscal year.

Table 20: STATEMENT OF VARIANCE BETWEEN REVISED CAPITAL BUDGET AND ACTUAL EXPENDITURE FOR THE FY 2017-18

Sl. No.	ADMINISTRATIVE UNIT	CAPITAL BUDGET	CAPITAL EXPENDITURE	VARIANCE	% VAR
1	Autonomous Agencies	2,735.906	2,100.000	635.906	23.24%
2	Constitutional Bodies	497.057	430.020	67.037	13.49%
3	Judiciary	165.443	152.830	12.613	7.62%
4	Local Government	7,352.667	6,973.446	379.221	5.16%
i	Dzongkhags	4,983.952	4,683.986	299.966	6.02%
ii	Gewogs	2,230.359	2,158.800	71.559	3.21%
iii	Thromdeys	138.356	130.660	7.696	5.56%
5	Ministries	23,341.281	19,180.351	4,160.930	17.83%
i	MoHCA	1,645.086	1,306.250	338.836	20.60%
ii	MoF	4,319.788	4,153.680	166.108	3.85%
iii	MoFA	120.747	110.470	10.277	8.51%
iv	MoAF	1,811.407	1,430.250	381.157	21.04%
v	MoEA	1,044.869	945.390	99.479	9.52%
vi	MoWHS	9,413.951	7,247.651	2,166.300	23.01%
vii	MoIC	1,038.552	873.400	165.152	15.90%
viii	MoH	1,554.535	1,137.380	417.155	26.83%
ix	MoE	1,622.702	1,251.430	371.272	22.88%
x	MoLHR	769.644	724.450	45.194	5.87%
GRAND TOTAL		34,092.354	28,836.647	5,255.707	15.42%

Note: Actual expenditure figures are exclusive of advances.

Table 20 is presented in a graphical representation as below:

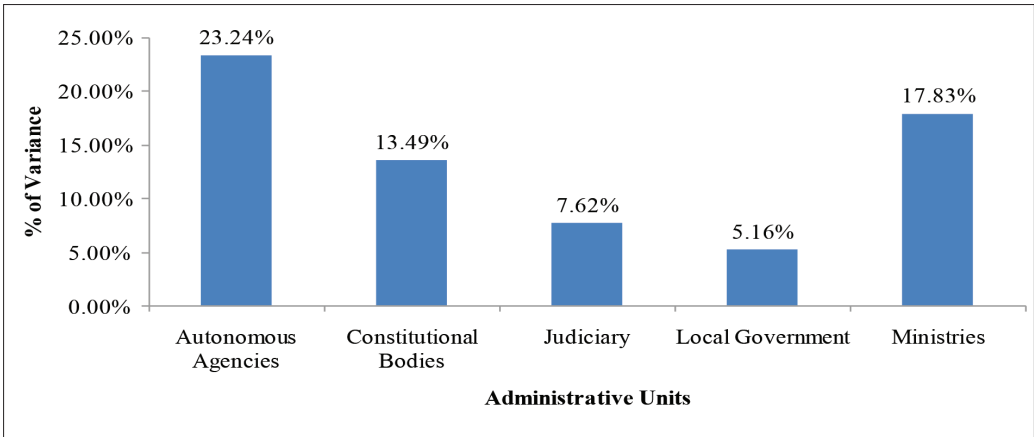


Figure 10: % Variance of capital budget and actual expenditure – excluding advances for FY 2017-18

Further breakdown for Local Government and Ministries of the above information is presented in the graph below.

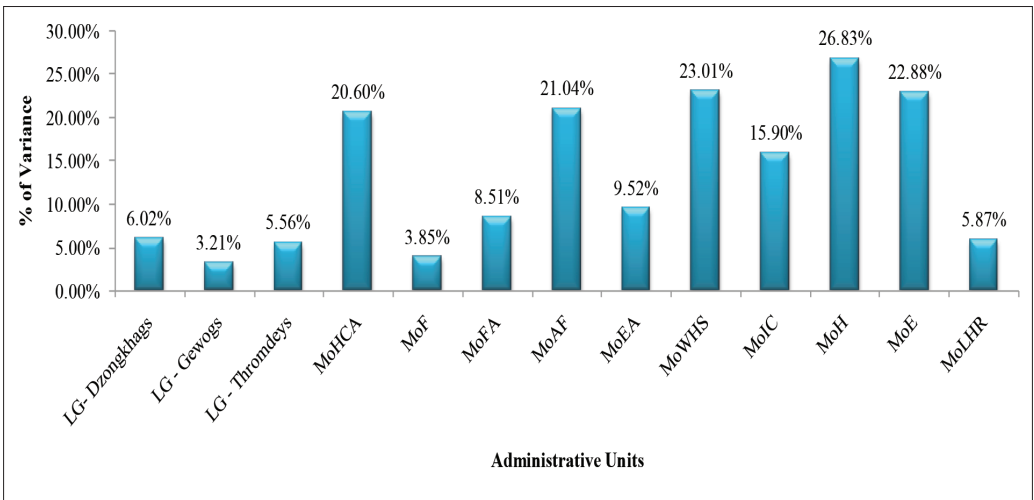


Figure 11: % Variance breakdown for LGs and Ministries (excludes advances) for FY 2017-18

The highest capital budget variance in terms of amount and per cent of respective revised capital budget are as follows:

I. AUTONOMOUS BODIES

- i. Royal University of Bhutan Nu. 179.866 million (24.76%)
- ii. Jigme Singye Wangchuck School of Law Nu. 83.838 million (29.18%)
- iii. Bhutan Information Communication Media Authority Nu. 56.566 million (74.27%)

II. CONSTITUTIONAL OFFICES

- i. Royal Civil Service Commission Nu. 24.056 million (9.58%)
- ii. Anti-Corruption Commission Nu. 20.722 million (42.60%)
- iii. Royal Audit Authority Nu. 12.306 million (7.57%)

III. JUDICIARY Nu. 12.613 million (7.62%)

IV. DZONGKHAGS

- i. Trongsa Dzongkhag Nu. 88.039 million (35.22%)
- ii. Wangdue Phodrang Dzongkhag Nu. 44.877 million (17.20%)
- iii. Tashigang Dzongkhag Nu. 42.143 million (11.85%)

V. GEWOGS

- i. Bardo Gewog, Zhemgang Nu. 6.122 million (14.91%)
- ii. Shingkar Gewog, Zhemgang Nu. 4.009 million (9.35%)
- iii. Lingzhi Gewog, Thimphu Nu. 3.109 million (49.28%)

VI. THROMDEYS Nu. 7.696 million (5.56%)

VII. MINISTRIES

- i. Ministry of Works & Human Settlement Nu. 2,166.201 million (23.01%)
- ii. Ministry of Health Nu. 417.155 million (26.83%)
- iii. Ministry of Agriculture and Forests Nu. 381.157 million (21.04%)

8. ACHIEVEMENT OF FISCAL TARGETS

The broad fiscal policies and targets set for the FY 2017-18 has been successfully achieved as below:

- Fiscal deficit maintained at 0.3% of GDP against the revised target of <4% of GDP.
- Domestic revenue fully covered the recurrent expenditure (134.1%).
- Domestic revenue surplus financed 34.1% of the capital expenditure.
- Non-hydro debt was maintained at 27.4% of GDP against the target of 35% of GDP.
- Debt service was maintained at 10.7% of exports of goods and services.

9. GOVERNMENT DEBT POSITION

The total public debt outstanding (domestic & external debt) as on 30th June 2018 was Nu. 185,312.077 million, which is about 106.19% Of GDP. The slight decrease in debt stock is mainly contributed by the increase in GDP for the fiscal year and fall in the outstanding T-Bills compared to prior year. Of the total, domestic debt was Nu. 8,159.680 million and external debt was Nu. 177,152.396 million (US\$. 2,573.393 million). The total external debt accounts for 102.24% of GDP. The total principal loan repayment during the fiscal year was Nu.2,820.355 million.

9.1. DOMESTIC DEBT

As on 30th June 2018, domestic debt was Nu. 8,159.680 million. The domestic debt comprises of Nu. 8,000.000 million of outstanding T-Bills issued for the cash management, financing resource gap and to facilitate timely release of funds to implement the externally funded projects. It also includes Nu. 47.471 million of loan availed from the NPPF for the construction of staff quarters at Phuentsholing hospital and Nu.112.209 million overdraft balance. Domestic debt accounted for 4.68% of the total public debt.

9.2 EXTERNAL DEBT

As on 30th June 2018, total external debt was Nu. 177,152.396 million (US\$. 2,573.393 million), accounted for 95.60% of the total public debt. Of the total external debt, 24.82% was convertible currency debt and 75.18% was Rupee debt. The Rupee debt includes Rs.7,000.000 million Standby Credit Facility availed by RMA from GoI for meeting balance of payment obligation.

Of the total external debt, hydropower debt constituted Nu.132,532.919 million accounting for 74.43% of the total external debt. The non-hydropower debt stock was Nu. 44,619.477 million accounting for 25.57% of GDP, which is below the threshold of 35% of GDP as prescribed by Public Debt Policy 2016.

The outstanding Rupee loan from the Government of India stood at Rs. 133,190.701 million as on 30th June 2018 with Rs. 119,452.841 million as hydropower debt stock representing 89.69% of the Government's total outstanding debt to GoI. The details of the GoI Rupee debt are as below:

1	Tala Hydro Power Project Authority	Rs. 671.296
2	Punatshangchhu Hydroelectric Project - I	Rs. 45,043.687
3	Punatshangchhu Hydroelectric Project - I	Rs. 39,182.186
4	Mangdechhu Hydroelectric Project	Rs. 32,706.593
5	Common Rupee Loan (Nikachhu Hydropwer Project)	Rs. 849.080
6	Standby Credit Facility II	Rs. 3,000.000
7	Standby Credit Facility III	Rs. 4,000.000
8	SWAP Facility	Rs. 6,737.860
Total		Rs. 133,190.701

A summary of outstanding debt is presented on the next page.

Table 21: SUMMARY STATEMENT OF OUTSTANDING DEBT OF THE GOVERNMENT FOR THE PERIOD ENDED JUNE 30 2018

Sl. No.	LENDER AND PROJECTS	(Amounts in Agreement Currencies in Millions)											Closing Balances in USD on 30/06/18	Ratio of Debt to GDP	% of Total
		Loan Committed		Opening Balances as on 01/07/17	W I T H D R A W A L S		REPAYMENTS DURING THE YEAR			Closing Balances on 30/06/18					
		Curr.	Amount		Principal (Disbursement)	Interest accrued during the year	Fees & Charges	Total Liability incurred during the year	Principal S/Charges		Total				
A	INTERNAL	Nu.	75.070	10,057,344	61,629,218	257,952	-	61,887,170	63,519,735	265,099	63,784,833	8,159,680	118,531	4.7%	4.4%
i	RMA/BoL/UBNL/DBBL/DPNBL/ TBank	Nu.	-	10,000,000	61,629,218	253,651	-	61,882,869	63,509,862	260,798	63,770,660	8,112,209	117,842		
ii	National Pension and Provident Fund	Nu.	75.070	57,344	-	4,301	-	4,301	9,873	4,301	14,174	47,471	0,690		
B	EXTERNAL: India	Rs.	167,770,837	119,207,693	15,325,600	1,657,711	-	16,983,311	1,342,591	1,657,711	3,000,302	133,190,701	1,934,786	76.3%	71.9%
C	EXTERNAL: Other than India	Nu.		40,991,727	1,534,727	684,943	26,181	2,245,850	1,525,246	711,124	2,236,370	43,961,695	638,607	25.2%	23.7%
i	International Dev. Association (IDA)	XDR	177.778	150,305	8,247	1,921	-	10,168	2,298	1,921	4,219	156,254	218,938		
ii	Asian Development Bank (ADB)	XDR	223.799	154.117	5,180	2,223	-	7,403	5,847	2,223	8,070	153,450	215,008		
iii	Asian Development Bank (ADB)	USD	121,000	60,229	1,659	1,088	-	2,747	0,703	1,088	1,790	61,185	61,185		
iv	International Fund for Agriculture Dev(IFAD)	XDR	38,496	25,386	1,251	0,219	-	1,469	0,807	0,219	1,026	25,829	36,191		
v	Government of Austria (GoA)	Euro	95,428	58,649	-	2,087	0,329	2,416	6,867	2,416	9,283	51,782	59,925		
vi	Japan International Cooperation Agency (JICA)	JPY	5,424,604	4,517,408	7,542	2,931	-	10,473	106,148	2,931	109,079	4,417,270	40,069		
vii	Germany (DEUTSCHE INVESTITIONS - DEG)	Euro	6,300	6,300	-	0,266	-	0,266	-	0,266	0,266	6,300	7,291		
	Grand Total	Nu.		170,256,764	78,489,544	2,600,605	26,181	81,116,331	66,387,572	2,633,933	69,021,505	185,312,077	2,691,924	106.19%	100.0%
	Note: Exchange rates used for conversion:	USD	XDR	Euro	JPY('000)										
	Nu.	68,8400	96,4562	79,6650	624,4500										
	GDP (Source: NSB)	Nu.	174,516,004m												

Source: Department of Macroeconomics Affairs

10. SOVEREIGN GUARANTEE

The sovereign guarantee as on 30th June 2018 was Nu. 1,416.31 million which was 0.8% of GDP. The guarantee was within the 5% threshold set by the Public Debt Policy 2016 for the sovereign guarantees. The statement of Government Guarantees as on 30th June, 2018 is presented in table 22.

TABLE 22: STATEMENT OF GOVERNMENT GUARANTEES AS OF 30 JUNE 2018

Sl. No.	Name of the beneficiary	Date of issue	Issued to	Purpose of Issue	Original Guaranteed Amount		Validity	Balance Amount		Remarks
					Nu. Million	Nu. Million		Nu. Million	Nu. Million	
1	National Housing Development Corporation Ltd.	11 th September 2017	NPPF	Financing for Affordable Housing Project in Phuntsholing	890.000		20 years	890.000		Sanctioned full amount of Nu.890m. 37.610m interest component.
2	Bhutan Agro Industries Ltd.	5 th June 2017	BOBL	Financing for set up of an integrated agro based industry in Lingmethang, Mongar.	166.000		20 years	27.000		Guaranteed amount Nu. 166m. The loan amount sanctioned is 27.000m. Nu.0.647m interest component.
3	Bhutan Development Bank Ltd.	9 th March 2018	NPPF	OESD Loan Scheme to youths	521.300		5 years	499.306		Sanctioned 499.306m against guaranteed amount of 521.30m.
TOTAL					1,577.300			1,416.306		

Source: Department of Macroeconomic Affairs

11. GOVERNMENT'S EQUITY PORTFOLIO

The total value of Government Equity Holdings in various corporations was Nu. 104,891.85 million as on 30th June 2018, which is an increase by Nu. 2,097.98 million compared to the previous fiscal year. The government held equity in nineteen corporations of which two new SOEs were started in FY 2017-18.

The statement of Government equity portfolio is presented in Table 23.

TABLE 23: STATEMENT OF GOVERNMENT EQUITY PORTFOLIO FOR THE YEAR ENDED 30TH JUNE 2018

Sl. No	Corporations	Shareholding as on 01/07/2017			Investment		Divestment/ Transfer		Shareholding as on 30/06/2018			
		No. of shares	Value (Nu)	% Holding	Face value	No. of shares	Amount (Nu)	No. of share	Amount (Nu)	No. of shares	Value (Nu)	% Holding
I	Manufacturing		47,978.64				858.61				48,837.26	
1	Army Welfare Project	25,200	25.20	100.00%	1,000.00					25,200	25.20	100.00%
2	Bhutan Agro Industries Limited	290,636	29.06	100.00%	100.00					290,636	29.06	100.00%
3	National Housing Development Corporation Ltd	2,727,961	2,727.96	100.00%	1,000.00					2,727,961	2,727.96	100.00%
4	Kuensel Corporation	255,000	25.50	51.00%	100.00					255,000	25.50	51.00%
5	Druk Holding & Investments Ltd ¹	450,875,898	45,087.59	100.00%	100.00	8,586,131	858.61			459,462,029	45,946.20	100.00%
6	Bhutan Livestock Development Corporation Ltd	333,300	33.33	100.00%	100.00					333,300	33.33	100.00%
7	Menjongsorig Pharmaceutical Corporation Ltd	500,000	50.00	100.00%	100.00					500,000	50.00	100.00%
II	Trading		176.54				10.00				186.54	
8	Food Corporation of Bhutan	15,000	15.00	100.00%	1,000.00					15,000	15.00	100.00%
9	Bhutan Lottery Ltd ²	460,000	46.00	100.00%	100.00	100,000	10.00			560,000	56.00	100.00%
10	Bhutan Duty Free Ltd	1,155,441	115.54	100.00%	100.00					1,155,441	115.54	100.00%

Sl. No	Corporations	Shareholding as on 01/07/2017				Investment		Divestment/ Transfer		Shareholding as on 30/06/2018		
		No. of shares	Value (Nu)	% Holding	Face value	No. of shares	Amount (Nu)	No. of share	Amount (Nu)	No. of shares	Value (Nu)	% Holding
III	Services		821.05								887.66	
11	Bhutan Postal Corporation	235,952	23.60	100.00%	100.00					235,952	23.60	100.00%
12	Bhutan Broadcasting Service Limited	1,308,351	130.84	100.00%	100.00					1,308,351	130.84	100.00%
13	Royal Bhutan Helicopter Services Ltd ³	6,000,000	600.00	100.00%	100.00	70,474	7.05			6,070,474	607.05	100.00%
14	Farm Machinery Corporation Ltd ⁴	333,220	33.32	100.00%	100.00					333,220	33.32	100.00%
15	Green Bhutan Corporation Ltd ⁵	333,000	33.30	100.00%	100.00	85,562	8.56			418,562	41.86	100.00%
16	Financial Institutions Training Institute Ltd. ⁶			30.77%	10.00	4,000,000	40.00			4,000,000	40.00	30.77%
17	Credit Information Bureau ⁷			44.00%	10.00	1,100,000	11.00			1,100,000	11.00	44.00%
IV	Financial Institutions		502.00				20.00				522.00	
18	Bhutan Development Bank Ltd	487,024	487.00	96.00%	1,000.00					487,024	487.00	96.00%
19	Rural Enterprise Development Corporation ⁸	150,000	15.00	100.00%	100.00	200,000	20.00			350,000	35.00	100.00%
	TOTAL¹⁴		49,478.24				955.22				50,433.46	

Source: Department of Macroeconomic Affairs

The government holds 100% equity in all fifteen corporations, except for Kuensel Corporation Limited (51%), Bhutan Development Bank Limited (96%), Financial Institution Training Institute Ltd (30.77%) and Credit Information Bureau (44%).

Further, Government holds shares in other corporation through DHI as detailed below:

TABLE 24: STATEMENT OF GOVERNMENT EQUITY PORTFOLIO FOR THE YEAR ENDED 30TH JUNE 2018

Sl. No.	Corporations	Shareholding as on 01/07/2017				Investment		Divestment/ Transfer		Shareholding as on 30/06/2018		
		No. of shares	Value (Nu)	% Holding	Face value	No. of shares	Amount (Nu)	No. of share	Amount (Nu)	No. of shares	Value (Nu)	% Holding
I	Manufacturing		38,481.49			2,080,240	1,108.24				39,589.73	
1	Penden Cement Authority Limited	15,210,740	152.11	44.74%	10.00					15,210,740	152.11	44.74%
2	Bhutan Board Products Limited	6,683,340	66.83	47.74%	10.00					6,683,340	66.83	47.74%
3	Bhutan Ferro Alloys Limited	3,859,460	38.59	25.73%	10.00					3,859,460	38.59	25.73%
4	Natural Resource Development Corporation	450,000	45.00	100.00%	100.00					450,000	45.00	100.00%
5	Dungsam Cement Corporation	63,739,480	6,373.95	100.00%	100.00					63,739,480	6,373.95	100.00%
6	Dungsam Polymers	4,218,900	42.19	51.00%	10.00					4,218,900	42.19	51.00%
7	Druk Green Power Corporation ⁹	30,712,866	30,712.87	100.00%	1,000.00	832,822	832.82			31,545,688	31,545.69	100.00%
8	Koufuku International Pvt. Ltd	150,000	15.00	30.00%	100.00					150,000	15.00	30.00%
9	Construction Development Corporation Ltd ¹⁰	825,643	825.64	100.00%	1,000.00	167,418	167.42			993,061	993.06	100.00%
10	Wood Craft Centre Limited	733,177	73.32	100.00%	100.00					733,177	73.32	100.00%
11	State Mining Corporation Ltd ¹¹	1,359,900	135.99	100.00%	100.00	1,080,000	108.00			1,359,900	243.99	100.00%
II	Trading		91.80								91.80	
12	State Trading Corporation of Bhutan ¹²	9,180,081	91.80	51.00%	10.00					9,180,081	91.80	51.00%
III	Services		11,492.79			345,200	34.52				11,527.31	
13	Druk Air Corporation	22,252,111	2,225.21	100.00%	100.00					22,252,111	2,225.21	100.00%
14	Bhutan Telecom Corporation	854,082	854.08	100.00%	1,000.00					854,082	854.08	100.00%
15	Bhutan Power Corporation	8,225,118	8,225.12	100.00%	1,000.00					8,225,118	8,225.12	100.00%
16	Thimphu TechPark Ltd. ¹³	1,883,812	188.38	100.00%	100.00	345,200	34.52			2,229,012	222.90	100.00%
IV	Financial Institutions		3,249.55								3,249.55	
17	Bhutan National Bank	37,857,263	378.57	11.50%	10.00					37,857,263	378.57	11.50%

Sl. No.	Corporations	Shareholding as on 01/07/2017				Investment		Divestment/ Transfer		Shareholding as on 30/06/2018		
		No. of shares	Value (Nu)	% Holding	Face value	No. of shares	Amount (Nu)	No. of share	Amount (Nu)	No. of shares	Value (Nu)	% Holding
18	Bank of Bhutan	2,400,000	2,400.00	80.00%	1,000.00					2,400,000	2,400.00	80.00%
19	Royal Insurance Corporation of Bhutan Ltd	47,097,500	470.98	39.25%	10.00					47,097,500	470.98	39.25%
	TOTAL¹⁵	-	53,315.63				1,142.76			-	54,458.39	

Source: Department of Macroeconomic Affairs

Note

As per CPE Report, there is total equity injection of Nu.212.24m (Nu.30m in BAIL, Nu.4m in RBHSL and Nu.178.24m in REDCL) for January 2018 to June 2018 however, these amount has not been reflected because the Government Equity updation is done based on the Audited Accounts of respective SOEs, which is as of December 2017.

- DHI- 257,911 shares @ Nu.100/share allotted to MoF for transfer of 39 plots of land to DHI from its subsidiaries and Equity of Nu. 832.822m (GoI grant for KHEL) allotted to MoF.
- BLL- During the year MoF injected Nu.10m as equity in BLL (100,000 shares @Nu.100 each).
- RBHSL- Capitalization of Nu.7,0474m of inventories and accessories received from Airbus Company.
- FMCL- No. of shares and share value authenticated with Audited Accounts 2017.
- GBCL- No. of shares and share value authenticated with Audited Accounts 2017. Nu.8.56m capitalization of assets transferred from the Government.
- FITI - Transfer of equity from RMA as Government Equity 4,000,000 shares @ 10/share.
- CIB- Transfer of equity from RMA as Government Equity 1,100,000 shares @ 100/share.
- REDCL During the year MoF injected an additional equity of Nu.20m (200,000 shares @ Nu.100 each).
- DGPC- Issued 832,822 share @ Nu.1,000 each of equity in KHEL, which is transferred to DHI and ultimately allotted to MoF.
- CDCL- Additional equity injection by DHI - Nu. 167.42 m (July 2017-June 2018).
- SMC- Additional equity injection - Nu.108m (Changes in equity share capital as per the Audited Report 2017).
- STCBL- No. of shares and share value authenticated with Audited Accounts 2017.
- TTPL- Additional equity injection by DHI - Nu. 34.52 m (July 2017-June 2018).
- The Opening Balance in 01/07/2017 for Direct Shareholding is a reinstated figure which is based on the Annual Audited Accounts.
- The Opening Balance in 01/07/2017 for Shareholding through DHI is a reinstated figure which is based on the Annual Audited Accounts. The previous reporting share value figure for CDCL should have read as Nu.825.64m instead of Nu.6,456.43 m.

12. CONSOLIDATED FUND ACCOUNT

The fiscal year 2017-18 started with the Government Consolidated Accounts (GCA) of Nu. 540.740 million and ended with negative balance of Nu. 112.209 million. The reconciliation of the Government Consolidated Fund Account is presented in the Table 25 below.

Table 25: RECONCILIATION OF GOVERNMENT CONSOLIDATED ACCOUNT FOR THE FY 2017-18

Sl. No.	Particulars	Nu. in million
1	Opening balance as on July 1, 2017	540.740
2	Receipts during the year	119,836.651
I	Budget Fund Account (DPA)	77,716.142
li	Revenue Account (BoBL)	39,226.593
lii	Non-Revenue Account (BoBL)	2,893.915
3	Payments during the year	(120,490.160)
I	Budget Fund Account (DPA)	56,007.454
li	LC Withdrawals (BoBL)	62,127.485
lii	Revenue Refunds (BoBL)	2,355.221
4	Closing Balance as on 30 June 2018 (DPA)	(112.768)
5	RECONCILIATION:	
6	Closing Balance as on 30 June 2018 (BoBL)	(112.209)
Add:		
a)	Credits (Deposits) as per DPA but not in BoBL	0.091
Less:		
a)	Credit (Deposits) as per BoBL but not in DPA	(0.650)
7	Closing Bank Balance as on 30 June 2018 (DPA)	(112.768)

Source: DPA, DRC and BOBL

13. GOVERNMENT BUDGET FUND ACCOUNT

Reconciliation of Government Budget Fund Account for the FY 2017-18 is presented in the Table 26 below.

Table 26: RECONCILIATION OF GOVERNMENT BUDGET FUND ACCOUNT FOR THE FY 2017-18

Sl. No.	PARTICULARS	Nu. in million	REMARKS
1	Closing Balance as per Bank Statement as of 30.06.2018	21,709.248	
2	<u>Add:</u> Credits as per Cash Book but not in BoB	0.091	Annex - 1
3	<u>Less:</u> Credits as per BoB but not in Cash Book	0.650	Annex - 2
4	Closing Balance as per Cash Book as of 30.06.2018	21,708.689	

Annexure - 1 : CREDITS AS PER CASH BOOK BUT NOT IN BANK

Sl. No.	PARTICULARS	Nu. in million	REMARKS
Deposits of FY 2017-2018 credited by BoBL in FY 2018-2019			
I	Other Project Grants Commercial Agriculture & Resilience Livelihood Enhancement Programme.	0.091	

Annexure - 2 : CREDITS AS PER BANK BUT NOT IN CASH BOOK

Sl. No.	PARTICULARS	Nu. in million	REMARKS
Deposits of FY 2016-17 credited by BOB in FY 2017-18			
I	Additional fund for const. of pre-trial centre-LC/201.01	0.650	

Source: DPA and BOBL

14. REFUNDABLE DEPOSIT, REVOLVING AND TRUST FUND ACCOUNTS

The statement of operations of Refundable Deposit Account, Trust Fund Accounts and Revolving Fund Accounts for the year ended 30th June 2018 is presented in the Table 27 below.

Table 27: STATEMENT OF REFUNDABLE DEPOSIT, REVOLVING FUND AND TRUST FUND ACCOUNTS FOR THE FY 2017-18

Sl. No.	AccountName	Opening Balance	Receipts	Payments	Closing Balance
1	Bhutan Health Trust Fund	1,658.316	1,017.208	196.735	2,478.789
2	Bhutan Trust Fund for Environmental Conservation	3,454.912	398.503	166.828	3,686.587
3	Cultural Heritage Trust Fund	4.183	68.355	4.182	68.356
4	National Centre for Animal Health	11.265	0.809	0.452	11.622
5	Refundable Deposits Account	576.484	2,930.530	3,159.088	347.926
6	Revolving Fund AC for Overseas Employment Program	0.487	13.475	6.754	7.208
7	Revolving Fund Account for Purchase of Duty Vehicle	27.550	52.705	0.000	80.255
8	Revolving Fund Account for Two Wheelers, MoAF	6.866	1.705	0.000	8.571
9	Sales Proceeds Revolving Fund of National Plant Protection Centre	19.900	27.522	21.204	26.218
10	Two Wheelers Revolving Fund	0.190	0.211	0.286	0.115
11	Universal Service Fund	268.384	92.467	40.534	320.317
Total		6,028.537	4,603.490	3,596.063	7,035.964

Soure: BOBL and BNBL

15. OPERATION OF CURRENT DEPOSIT (CD) ACCOUNTS

Presented below in Table 28 is the summary of Current Deposit accounts that were in operation as on 30th June 2018. The detailed schedule of current deposit accounts is also included as separate schedule in the report.

Table 28: SUMMARY OF CURRENT DEPOSIT (CD) ACCOUNTS AS ON JUNE 2018

Sl. No.	CD Account Type	Number of Accounts	Closing Balance [Nu. in million]
1	Gewog	205	23.885
2	Judiciary	25	120.192
3	Municipal	23	692.288
4	Others	134	2,624.805
5	Central Schools	61	88.708
6	Autonomous Schools	14	14.326
7	Other Schools	23	2.107
8	Endowment	4	28.669
	Total	489	3,594.979

Source: BDBL, BNBL, BOBL and DPNB

SCHEDULE 1: SCHEDULE OF REVISED BUDGET AND ACTUAL EXPENDITURE COMPARISON FOR THE FISCAL YEAR 2017-2018

Nu. in million

AU-CODE	ADMINISTRATIVE UNIT	REVISED BUDGET APPROPRIATIONS			ACTUAL ANNUAL EXPENDITURE			AMOUNT OF VARIATION			% VAR		
		CURRENT	CAPITAL	LENDING/REPAY-MENT	TOTAL	CURRENT	CAPITAL	LENDING/REPAY-MENT	CUR-RENT	CAPITAL		TOTAL	
101.01	HIS MAJESTY'S SECRETARIAT	35.732	1.500	-	37.232	32.519	0.710	-	3.213	0.790	-	4.003	10.8%
102.01	HIS MAJESTY'S SECRETARIAT 4TH KING)	27.643	0.050	-	27.693	20.187	0.050	-	7.456	-	-	7.456	26.9%
103.01	NATIONAL-ASSEMBLY OF BHUTAN	131.720	2.189	-	133.909	130.584	2.150	-	1.136	0.039	-	1.175	0.9%
104.01	NATIONAL COUNCIL OF BHUTAN	113.751	4.840	-	118.591	106.098	3.660	-	7.653	1.180	-	8.833	7.4%
105.01	COUNCIL FOR RELIGIOUS AFFAIRS	667.578	283.273	-	950.851	664.669	241.330	-	2.909	41.943	-	44.852	4.7%
111.01	CABINET SECRETARIAT	62.172	25.847	-	88.019	53.716	23.580	-	8.456	2.267	-	10.723	12.2%
112.01	OFFICE OF THE ATTORNEY GENERAL	42.778	7.677	-	50.455	41.611	7.670	-	1.167	0.007	-	1.174	2.3%
113.01	BHUTAN OLYMPIC COMMITTEE	27.779	174.331	-	202.110	25.972	147.320	-	1.807	27.011	-	28.818	14.3%
114.01	DZONGKHA DEVELOPMENT COMMISSION	21.804	9.791	-	31.595	18.786	9.640	-	3.018	0.151	-	3.169	10.0%
115.01	NATIONAL LAND COMMISSION	171.876	127.546	-	299.422	156.783	97.500	-	15.093	30.046	-	45.139	15.1%
116.01	CENTRE FOR BHUTAN STUDIES AND GNIH RESEARCH	41.179	181.091	-	222.270	40.462	133.830	-	0.717	47.261	-	47.978	21.6%
117.01	GROSS NATIONAL HAPPINESS COMMISSION	42.646	135.810	-	178.456	39.768	119.880	-	2.878	15.930	-	18.808	10.5%
118.01	NATIONAL ENVIRONMENT COMMISSION	31.442	81.841	-	113.283	30.952	55.190	-	0.490	26.651	-	27.141	24.0%

AU-CODE	ADMINISTRATIVE UNIT	REVISED BUDGET APPROPRIATIONS				ACTUAL ANNUAL EXPENDITURE				AMOUNT OF VARIATION				
		CURRENT	CAPITAL	LENDING/REPAYMENT	TOTAL	CURRENT	CAPITAL	LENDING/REPAYMENT	TOTAL	CURRENT	CAPITAL	LENDING/REPAYMENT	TOTAL	% VAR
119.01	ROYAL INSTITUTE OF MANAGEMENT	53.192	40.793	-	93.985	47.374	28.020	-	75.394	5.818	12.773	-	18.591	19.8%
120.01	ROYAL UNIVERSITY OF BHUTAN	36.372	726.526	-	762.898	32.144	546.660	-	578.804	4.228	179.866	-	184.094	24.1%
121.01	NATIONAL STATISTICS BUREAU	54.169	6.845	-	61.014	48.481	6.400	-	54.881	5.688	0.445	-	6.133	10.1%
122.01	BHUTAN NARCOTICS CONTROL AUTHORITY	26.533	7.046	-	33.579	22.720	6.300	-	29.020	3.813	0.746	-	4.559	13.6%
123.01	BHUTAN INFORMATION COMMUNICATION MEDIA AUTHORITY	18.768	76.166	-	94.934	18.243	19.600	-	37.843	0.525	56.566	-	57.091	60.1%
125.01	DRUG REGULATORY AUTHORITY	17.317	6.339	-	23.656	15.693	6.020	-	21.713	1.624	0.319	-	1.943	8.2%
126.01	TOURISM COUNCIL OF BHUTAN	65.576	54.934	-	120.510	59.486	46.350	-	105.836	6.090	8.584	-	14.674	12.2%
127.01	NATIONAL COMMISSION FOR WOMEN & CHILDREN	17.553	53.594	-	71.147	16.460	43.280	-	59.740	1.093	10.314	-	11.407	16.0%
128.01	ROYAL EDUCATION COUNCIL	37.985	57.948	-	95.933	37.192	54.160	-	91.352	0.793	3.788	-	4.581	4.8%
129.01	BHUTAN COUNCIL FOR SCHOOL EXAMINATION & ASSESSMENT	120.070	12.600	-	132.670	118.717	12.340	-	131.057	1.353	0.260	-	1.613	1.2%
130.01	ROYAL PRIVY COUNCIL	23.237	9.010	-	32.247	14.949	1.310	-	16.259	8.288	7.700	-	15.988	49.6%
131.01	BHUTAN STANDARD BUREAU	27.760	3.505	-	31.265	27.637	3.450	-	31.087	0.123	0.055	-	0.178	0.6%
132.01	KHESAR GYALPO UNIVERSITY OF MEDICAL SCIENCES OF BHUTAN	46.944	55.230	-	102.174	43.731	31.890	-	75.621	3.213	23.340	-	26.553	26.0%
133.01	JIGME SINGYE WANGCHUCK SCHOOL OF LAW	35.680	287.358	-	323.038	31.154	203.520	-	234.674	4.526	83.838	-	88.364	27.4%

AU-CODE	ADMINISTRATIVE UNIT	REVISED BUDGET APPROPRIATIONS				ACTUAL ANNUAL EXPENDITURE				AMOUNT OF VARIATION				
		CURRENT	CAPITAL	LENDING/REPAYMENT	TOTAL	CURRENT	CAPITAL	LENDING/REPAYMENT	TOTAL	CURRENT	CAPITAL	LENDING/REPAYMENT	TOTAL	% VAR
134.01	BHUTAN NATIONAL LEGAL INSTITUTE	16.106	6.981	-	23.087	15.837	6.870	-	22.707	0.269	0.111	-	0.380	1.6%
135.01	CIVIL SOCIETY ORGANIZATIONS AUTHORITY	3.635	4.912	-	8.547	2.804	4.100	-	6.904	0.831	0.812	-	1.643	19.2%
136.01	JIGME DORJI WANGCHUCK NATIONAL REFERRAL HOSPITAL	1,051.521	174.553	-	1,226.074	1,050.200	142.220	-	1,192.420	1.321	32.333	-	33.654	2.7%
137.01	CONSTRUCTION DEVELOPMENT AUTHORITY	14.407	7.659	-	22.066	13.089	6.190	-	19.279	1.318	1.469	-	2.787	12.6%
138.01	BHUTAN HEALTH TRUST FUND	7.485	1.000	-	8.485	6.941	0.870	-	7.811	0.544	0.130	-	0.674	7.9%
139.01	NATIONAL CENTER FOR HYDROLOGY AND METEOROLOGY	91.914	105.517	-	197.431	78.711	86.360	-	165.071	13.203	19.157	-	32.360	16.4%
140.01	BHUTAN MEDICAL & HEALTH COUNCIL	6.964	1.604	-	8.568	6.586	1.580	-	8.166	0.378	0.024	-	0.402	4.7%
	Sub-total	3,191.288	2,735.906	-	5,927.194	3,070.256	2,100.000	-	5,170.256	121.032	635.906	-	756.938	12.8%
107.01	ROYAL CIVIL SERVICE COMMISSION	71.563	251.206	-	322.769	58.984	227.150	-	286.134	12.579	24.056	-	36.635	11.4%
108.01	ANTI-CORRUPTION COMMISSION	85.722	48.642	-	134.364	84.370	27.920	-	112.290	1.352	20.722	-	22.074	16.4%
109.01	ELECTION COMMISSION OF BHUTAN	285.543	34.623	-	320.166	284.767	24.670	-	309.437	0.776	9.953	-	10.729	3.4%
110.01	ROYAL AUDIT AUTHORITY	177.255	162.586	-	339.841	174.818	150.280	-	325.098	2.437	12.306	-	14.743	4.3%
	Sub-total	620.083	497.057	-	1,117.140	602.939	430.020	-	1,032.959	17.144	67.037	-	84.181	7.5%
106.01	JUDICIARY	304.361	165.443	-	469.804	292.117	152.830	-	444.947	12.244	12.613	-	24.857	5.3%
	Sub-total	304.361	165.443	-	469.804	292.117	152.830	-	444.947	12.244	12.613	-	24.857	5.3%

AU-CODE	ADMINISTRATIVE UNIT	REVISED BUDGET APPROPRIATIONS			ACTUAL ANNUAL EXPENDITURE			AMOUNT OF VARIATION			% VAR			
		CURRENT	CAPITAL	LENDING/REPAYMENT	TOTAL	CURRENT	CAPITAL	LENDING/REPAYMENT	TOTAL	CURRENT		CAPITAL	LENDING/REPAYMENT	TOTAL
401.01	DZONGKHAG ADMINISTRATION, CHHUKHA	548.534	277.314	-	825.848	543.661	268.416	-	812.077	4.873	8.898	-	13.771	1.7%
402.01	DZONGKHAG ADMINISTRATION, HAA	220.584	339.851	-	560.435	219.977	337.040	-	557.017	0.607	2.811	-	3.418	0.6%
403.01	DZONGKHAG ADMINISTRATION, PARO	480.236	290.051	-	770.287	479.613	283.670	-	763.283	0.623	6.381	-	7.004	0.9%
404.01	DZONGKHAG ADMINISTRATION, SAMTSE	647.390	280.037	-	927.427	641.420	276.540	-	917.960	5.970	3.497	-	9.467	1.0%
405.01	DZONGKHAG ADMINISTRATION, TSIRANG	333.145	166.831	-	499.976	326.437	155.950	-	482.387	6.708	10.881	-	17.589	3.5%
406.01	DZONGKHAG ADMINISTRATION, DAGANA	379.667	286.437	-	666.104	375.413	280.180	-	655.593	4.254	6.257	-	10.511	1.6%
407.01	DZONGKHAG ADMINISTRATION, PUNAKHA	402.723	177.339	-	580.062	400.012	175.050	-	575.062	2.711	2.289	-	5.000	0.9%
408.01	DZONGKHAG ADMINISTRATION, WANGDUE PHODRANG	459.955	260.967	-	720.922	434.535	216.090	-	650.625	25.420	44.877	-	70.297	9.8%
409.01	DZONGKHAG ADMINISTRATION, BUMTHANG	262.234	254.340	-	516.574	261.645	240.280	-	501.925	0.589	14.060	-	14.649	2.8%
410.01	DZONGKHAG ADMINISTRATION, SARPANG	408.395	314.164	-	722.559	407.316	306.190	-	713.506	1.079	7.974	-	9.053	1.3%
411.01	DZONGKHAG ADMINISTRATION, ZHEMGANG	363.748	150.959	-	514.707	355.075	147.520	-	502.595	8.673	3.439	-	12.112	2.4%
412.01	DZONGKHAG ADMINISTRATION, TRONGSA	273.237	249.989	-	523.226	264.180	161.950	-	426.130	9.057	88.039	-	97.096	18.6%

AU-CODE	ADMINISTRATIVE UNIT	REVISED BUDGET APPROPRIATIONS			ACTUAL ANNUAL EXPENDITURE			AMOUNT OF VARIATION			% VAR			
		CURRENT	CAPITAL	LENDING/REPAYMENT	TOTAL	CURRENT	CAPITAL	LENDING/REPAYMENT	TOTAL	CURRENT		CAPITAL	LENDING/REPAYMENT	TOTAL
413.01	DZONGKHAG ADMINISTRATION, LHUENTSE	258.061	178.802	-	436.863	255.371	164.480	-	419.851	2.690	14.322	-	17.012	3.9%
414.01	DZONGKHAG ADMINISTRATION, MONGAR	523.109	477.537	-	1,000.646	522.726	465.940	-	988.666	0.383	11.597	-	11.980	1.2%
415.01	DZONGKHAG ADMINISTRATION, PEMA GATSHEL	401.730	274.951	-	676.681	401.719	265.990	-	667.709	0.011	8.961	-	8.972	1.3%
416.01	DZONGKHAG ADMINISTRATION, SAMDRUP JONGKHAR	412.930	157.108	-	570.038	404.148	152.460	-	556.608	8.782	4.648	-	13.430	2.4%
417.01	DZONGKHAG ADMINISTRATION, TRASHIGANG	751.705	355.493	-	1,107.198	750.821	313.350	-	1,064.171	0.884	42.143	-	43.027	3.9%
418.01	DZONGKHAG ADMINISTRATION, THIMPHU	263.647	146.019	-	409.666	258.128	138.830	-	396.958	5.519	7.189	-	12.708	3.1%
419.01	DZONGKHAG ADMINISTRATION, GASA	131.160	148.152	-	279.312	125.520	141.860	-	267.380	5.640	6.292	-	11.932	4.3%
420.01	DZONGKHAG ADMINISTRATION, TRASHI YANGTSE	321.482	197.611	-	519.093	321.440	192.200	-	513.640	0.042	5.411	-	5.453	1.1%
	Sub-total	7,843.672	4,983.952	-	12,827.624	7,749.157	4,683.986	-	12,433.143	94.515	299.966	-	394.481	3.1%
401.02	SAMPHELING GEWOG, CHHUKHA	2.058	22.409	-	24.467	1.943	21.200	-	23.143	0.115	1.209	-	1.324	5.4%
401.03	BONGO GEWOG, CHHUKHA	2.263	19.627	-	21.890	2.236	18.320	-	20.556	0.027	1.307	-	1.334	6.1%
401.04	CHAPCHHA GEWOG, CHHUKHA	2.146	10.007	-	12.153	2.115	9.750	-	11.865	0.031	0.257	-	0.288	2.4%
401.05	DUNGNA GEWOG, CHHUKHA	2.093	4.965	-	7.058	2.085	4.960	-	7.045	0.008	0.005	-	0.013	0.2%
401.06	GELING GEWOG, CHHUKHA	2.128	16.359	-	18.487	2.057	16.220	-	18.277	0.071	0.139	-	0.210	1.1%

AU-CODE	ADMINISTRATIVE UNIT	REVISED BUDGET APPROPRIATIONS			ACTUAL ANNUAL EXPENDITURE			AMOUNT OF VARIATION			% VAR			
		CURRENT	CAPITAL	LENDING/REPAYMENT	TOTAL	CURRENT	CAPITAL	LENDING/REPAYMENT	TOTAL	CUR-RENT		CAPITAL	LENDING/REPAYMENT	TOTAL
401.07	DARLA GEWOG, CHHUKHA	2.343	24.755	-	27.098	2.308	23.340	-	25.648	0.035	1.415	-	1.450	5.4%
401.08	GETANA GEWOG, CHHUKHA	2.092	8.109	-	10.201	2.076	7.490	-	9.566	0.016	0.619	-	0.635	6.2%
401.09	BJACHHO GEWOG, CHHUKHA	2.069	8.326	-	10.395	2.032	8.290	-	10.322	0.037	0.036	-	0.073	0.7%
401.10	LOKCHINA GEWOG, CHHUKHA	2.182	13.205	-	15.387	2.169	13.190	-	15.359	0.013	0.015	-	0.028	0.2%
401.11	METAKHA GEWOG, CHHUKHA	2.085	3.053	-	5.138	2.065	3.050	-	5.115	0.020	0.003	-	0.023	0.4%
401.12	PHUENTSHOLING GEWOG, CHHUKHA	2.058	24.630	-	26.688	2.003	24.090	-	26.093	0.055	0.540	-	0.595	2.2%
402.02	BJI GEWOG, HAA	2.067	19.300	-	21.367	2.011	18.890	-	20.901	0.056	0.410	-	0.466	2.2%
402.03	KATSHO GEWOG, HAA	2.067	7.054	-	9.121	2.046	6.990	-	9.036	0.021	0.064	-	0.085	0.9%
402.04	SANGBEY GEWOG, HAA	2.129	8.021	-	10.150	2.073	8.010	-	10.083	0.056	0.011	-	0.067	0.7%
402.05	SAMA GEWOG, HAA	2.003	3.111	-	5.114	1.987	3.080	-	5.067	0.016	0.031	-	0.047	0.9%
402.06	IUSU GEWOG, HAA	2.029	17.292	-	19.321	1.996	15.230	-	17.226	0.033	2.062	-	2.095	10.8%
402.07	GAKIDLING GEWOG, HAA	2.127	8.701	-	10.828	2.091	8.670	-	10.761	0.036	0.031	-	0.067	0.6%
403.02	DOBSHARI GEWOG, PARO	2.008	9.067	-	11.075	2.006	9.070	-	11.076	0.002	-0.003	-	-0.001	-0.0%
403.03	DOGAR GEWOG, PARO	2.012	8.795	-	10.807	1.798	8.490	-	10.288	0.214	0.305	-	0.519	4.8%
403.04	DOTENG GEWOG, PARO	1.997	4.045	-	6.042	1.912	4.040	-	5.952	0.085	0.005	-	0.090	1.5%
403.05	HUNGREL GEWOG, PARO	1.975	4.097	-	6.072	1.957	4.090	-	6.047	0.018	0.007	-	0.025	0.4%
403.06	LANGO GEWOG, PARO	2.009	8.583	-	10.592	1.962	8.570	-	10.532	0.047	0.013	-	0.060	0.6%
403.07	LUNGNYI GEWOG, PARO	2.043	4.555	-	6.598	2.030	4.540	-	6.570	0.013	0.015	-	0.028	0.4%
403.08	NAJA GEWOG, PARO	2.065	11.740	-	13.805	1.943	11.480	-	13.423	0.122	0.260	-	0.382	2.8%

AU-CODE	ADMINISTRATIVE UNIT	REVISED BUDGET APPROPRIATIONS			ACTUAL ANNUAL EXPENDITURE			AMOUNT OF VARIATION			% VAR			
		CURRENT	CAPITAL	LENDING/REPAYMENT	TOTAL	CURRENT	CAPITAL	LENDING/REPAYMENT	TOTAL	CUR-RENT		CAPITAL	LENDING/REPAYMENT	TOTAL
403.09	SHABA GEWOG, PARO	2.004	13.928	-	15.932	1.982	12.170	-	14.152	0.022	1.758	-	1.780	11.2%
403.10	TSENTO GEWOG, PARO	2.018	23.839	-	25.857	1.995	23.830	-	25.825	0.023	0.009	-	0.032	0.1%
403.11	WANGCHANG GEWOG, PARO	2.010	11.150	-	13.160	1.995	11.130	-	13.125	0.015	0.020	-	0.035	0.3%
404.02	NORGAYGANG (BARA) GEWOG, SAMTSE	2.196	16.870	-	19.066	2.148	16.520	-	18.668	0.048	0.350	-	0.398	2.1%
404.03	PEMALING (BIRU) GEWOG, SAMTSE	2.103	15.575	-	17.678	2.083	14.570	-	16.653	0.020	1.005	-	1.025	5.8%
404.04	SANGGACHOLING (CHARGHAREY) GEWOG, SAMTSE	2.024	18.254	-	20.278	2.011	17.520	-	19.531	0.013	0.734	-	0.747	3.7%
404.05	NORBUGANG (CHENGMARI) GEWOG, SAMTSE	2.021	17.750	-	19.771	1.991	17.720	-	19.711	0.030	0.030	-	0.060	0.3%
404.06	DENCHUKHA GEWOG, SAMTSE	2.090	17.545	-	19.635	2.066	17.180	-	19.246	0.024	0.365	-	0.389	2.0%
404.07	DOPHUCHEN (DOROKHA) GEWOG, SAMTSE	2.204	20.771	-	22.975	2.120	20.430	-	22.550	0.084	0.341	-	0.425	1.8%
404.08	DUMTEOD GEWOG, SAMTSE	2.060	9.577	-	11.637	1.998	9.080	-	11.078	0.062	0.497	-	0.559	4.8%
404.09	YOEDSELTSE GEWOG, SAMTSE	2.062	10.503	-	12.565	2.046	9.440	-	11.486	0.016	1.063	-	1.079	8.6%
404.1	NAMGAYCHHEOLING GEWOG, SAMTSE	1.983	25.715	-	27.698	1.969	25.540	-	27.509	0.014	0.175	-	0.189	0.7%
404.11	TENDU GEWOG, SAMTSE	2.130	20.243	-	22.373	2.069	19.870	-	21.939	0.061	0.373	-	0.434	1.9%
404.12	UGYENTSE GEWOG, SAMTSE	2.021	11.195	-	13.216	1.995	11.190	-	13.185	0.026	0.005	-	0.031	0.2%
404.13	PHUENTSHOPELRI (PUGLJ) GEWOG, SAMTSE	2.001	19.388	-	21.389	1.989	19.130	-	21.119	0.012	0.258	-	0.270	1.3%
404.14	SAMTSE GEWOG, SAMTSE	2.027	12.027	-	14.054	1.978	11.880	-	13.858	0.049	0.147	-	0.196	1.4%

AU-CODE	ADMINISTRATIVE UNIT	REVISED BUDGET APPROPRIATIONS				ACTUAL ANNUAL EXPENDITURE				AMOUNT OF VARIATION				% VAR
		CURRENT	CAPITAL	LENDING/REPAYMENT	TOTAL	CURRENT	CAPITAL	LENDING/REPAYMENT	TOTAL	CURRENT	CAPITAL	LENDING/REPAYMENT	TOTAL	
404.15	TASHICHOLING (SIBSU) GEWOG, SAMTSE	2.023	17.046	-	19.069	2.006	16.780	-	18.786	0.017	0.266	-	0.283	1.5%
404.16	TADING GEWOG, SAMTSE	1.964	31.443	-	33.407	1.933	30.550	-	32.483	0.031	0.893	-	0.924	2.8%
405.02	PATSHALING (BETENI) GEWOG, TSIRANG	2.052	7.741	-	9.793	2.037	7.380	-	9.417	0.015	0.361	-	0.376	3.8%
405.03	DUNGLAGANG GEWOG, TSIRANG	2.050	4.080	-	6.130	2.050	4.080	-	6.130	-	-	-	-	0.0%
405.04	BARSHONG GEWOG, TSIRANG	2.062	4.286	-	6.348	2.051	4.280	-	6.331	0.011	0.006	-	0.017	0.3%
405.05	GOSELING GEWOG, TSIRANG	2.039	8.190	-	10.229	2.037	8.070	-	10.107	0.002	0.120	-	0.122	1.2%
405.06	RANGTHANGLING GEWOG, TSIRANG	2.055	5.349	-	7.404	2.044	5.350	-	7.394	0.011	-0.001	-	0.010	0.1%
405.07	KILKHORTHANG GEWOG, TSIRANG	2.055	10.025	-	12.080	2.047	10.010	-	12.057	0.008	0.015	-	0.023	0.2%
405.08	MENDRELGANG GEWOG, TSIRANG	2.025	7.249	-	9.274	2.010	6.600	-	8.610	0.015	0.649	-	0.664	7.2%
405.09	SERGITHANG (PATALEY) GEWOG, TSIRANG	2.055	7.014	-	9.069	2.020	6.960	-	8.980	0.035	0.054	-	0.089	1.0%
405.1	PHUENTENCHHU GEWOG, TSIRANG	2.014	11.011	-	13.025	2.000	11.010	-	13.010	0.014	0.001	-	0.015	0.1%
405.11	SHEMJONG GEWOG, TSIRANG	2.052	5.826	-	7.878	2.050	5.500	-	7.550	0.002	0.326	-	0.328	4.2%
405.12	TSHOLINGKHAR GEWOG, TSIRANG	2.022	4.558	-	6.580	2.011	4.510	-	6.521	0.011	0.048	-	0.059	0.9%
405.13	TSIRANGTEOD GEWOG, TSIRANG	2.021	8.245	-	10.266	2.016	8.220	-	10.236	0.005	0.025	-	0.030	0.3%
406.02	DORONA GEWOG, DAGANA	2.005	7.418	-	9.423	2.005	7.420	-	9.425	-	-0.002	-	-0.002	-0.0%
406.03	DRUJEYGANG GEWOG, DAGANA	1.939	8.700	-	10.639	1.888	8.700	-	10.588	0.051	-	-	0.051	0.5%

AU-CODE	ADMINISTRATIVE UNIT	REVISED BUDGET APPROPRIATIONS			ACTUAL ANNUAL EXPENDITURE			AMOUNT OF VARIATION			% VAR			
		CURRENT	CAPITAL	LENDING/REPAYMENT	TOTAL	CURRENT	CAPITAL	LENDING/REPAYMENT	TOTAL	CURRENT		CAPITAL	LENDING/REPAYMENT	TOTAL
406.04	GESARLING GEWOG, DAGANA	2.003	8.044	-	10.047	2.003	8.040	-	10.043	-	0.004	-	0.004	0.0%
406.05	GOSHI GEWOG, DAGANA	2.003	6.109	-	8.112	1.990	6.110	-	8.100	0.013	-0.001	-	0.012	0.1%
406.06	KANA GEWOG, DAGANA	2.017	11.100	-	13.117	2.017	8.620	-	10.637	-	2.480	-	2.480	18.9%
406.07	KHEBISA GEWOG, DAGANA	2.149	8.592	-	10.741	2.046	8.280	-	10.326	0.103	0.312	-	0.415	3.9%
406.08	LAJAB GEWOG, DAGANA	1.995	6.446	-	8.441	1.995	6.450	-	8.445	-	-0.004	-	-0.004	-0.0%
406.09	TRASHIDING GEWOG, DAGANA	2.002	9.295	-	11.297	2.002	9.300	-	11.302	-	-0.005	-	-0.005	-0.0%
406.10	TSENDAGANG GEWOG, DAGANA	2.003	8.831	-	10.834	2.003	8.830	-	10.833	-	0.001	-	0.001	0.0%
406.11	TSANGKHA GEWOG, DAGANA	1.880	9.986	-	11.866	1.869	9.990	-	11.859	0.011	-0.004	-	0.007	0.1%
406.12	TSEZA GEWOG, DAGANA	2.017	7.624	-	9.641	1.953	7.620	-	9.573	0.064	0.004	-	0.068	0.7%
406.13	KARMALING (DEORALI) GEWOG, DAGANA	1.973	7.918	-	9.891	1.965	7.920	-	9.885	0.008	-0.002	-	0.006	0.1%
406.14	LHAMOIZINGKHA GEWOG, DAGANA	1.936	7.396	-	9.332	1.907	7.390	-	9.297	0.029	0.006	-	0.035	0.4%
406.15	NICHULA GEWOG, DAGANA	1.965	7.090	-	9.055	1.965	4.500	-	6.465	-	2.590	-	2.590	28.6%
407.02	CHHUBU GEWOG, PUNAKHA	2.048	16.329	-	18.377	2.003	15.690	-	17.693	0.045	0.639	-	0.684	3.7%
407.03	GOENSHARI GEWOG, PUNAKHA	2.068	5.553	-	7.621	2.017	4.550	-	6.567	0.051	1.003	-	1.054	13.8%
407.04	GUMA GEWOG, PUNAKHA	2.048	10.753	-	12.801	1.975	10.710	-	12.685	0.073	0.043	-	0.116	0.9%
407.05	KABJISA GEWOG, PUNAKHA	2.058	9.945	-	12.003	2.022	9.930	-	11.952	0.036	0.015	-	0.051	0.4%
407.06	LIMBUKHA GEWOG, PUNAKHA	2.063	4.300	-	6.363	2.043	4.300	-	6.343	0.020	-	-	0.020	0.3%

AU-CODE	ADMINISTRATIVE UNIT	REVISED BUDGET APPROPRIATIONS			ACTUAL ANNUAL EXPENDITURE			AMOUNT OF VARIATION			% VAR			
		CURRENT	CAPITAL	LENDING/REPAYMENT	TOTAL	CURRENT	CAPITAL	LENDING/REPAYMENT	TOTAL	CUR-RENT		CAPITAL	LENDING/REPAYMENT	TOTAL
407.07	SHENGANA GEWOG, PUNAKHA	2.175	7.187	-	9.362	2.162	6.180	-	8.342	0.013	1.007	-	1.020	10.9%
407.08	TALO GEWOG, PUNAKHA	2.043	5.174	-	7.217	2.033	5.170	-	7.203	0.010	0.004	-	0.014	0.2%
407.09	TEOWANG GEWOG, PUNAKHA	2.073	9.039	-	11.112	2.041	9.040	-	11.081	0.032	-0.001	-	0.031	0.3%
407.1	DZOMA GEWOG, PUNAKHA	2.039	8.326	-	10.365	2.006	7.420	-	9.426	0.033	0.906	-	0.939	9.1%
407.11	BAAP GEWOG, PUNAKHA	2.058	9.738	-	11.796	2.012	9.730	-	11.742	0.046	0.008	-	0.054	0.5%
407.12	TOEBESA GEWOG, PUNAKHA	2.073	7.855	-	9.928	2.028	7.790	-	9.818	0.045	0.065	-	0.110	1.1%
408.02	BJENA GEWOG, WANGDUE PHODRANG	2.049	23.912	-	25.961	2.029	22.610	-	24.639	0.020	1.302	-	1.322	5.1%
408.03	DANGCHHU GEWOG, WANGDUE PHODRANG	1.995	2.938	-	4.933	1.986	2.940	-	4.926	0.009	-0.002	-	0.007	0.1%
408.04	DAGA GEWOG, WANGDUE PHODRANG	2.012	8.051	-	10.063	1.969	8.040	-	10.009	0.043	0.011	-	0.054	0.5%
408.05	GANGTEOD GEWOG, WANGDUE PHODRANG	2.047	9.696	-	11.743	2.024	9.250	-	11.274	0.023	0.446	-	0.469	4.0%
408.06	GASETSHOGONGM GEWOG, WANGDUE PHODRANG	1.997	7.613	-	9.610	1.961	7.260	-	9.221	0.036	0.353	-	0.389	4.0%
408.07	GASETSHOWOGM GEWOG, WANGDUE PHODRANG	2.071	4.809	-	6.880	2.033	4.800	-	6.833	0.038	0.009	-	0.047	0.7%
408.08	KAZHI GEWOG, WANGDUE PHODRANG	2.001	6.428	-	8.429	1.992	6.410	-	8.402	0.009	0.018	-	0.027	0.3%
408.09	NAHI GEWOG, WANGDUE PHODRANG	2.029	4.400	-	6.429	2.011	4.400	-	6.411	0.018	-	-	0.018	0.3%
408.1	NYISHO GEWOG, WANGDUE PHODRANG	2.170	9.587	-	11.757	2.157	9.510	-	11.667	0.013	0.077	-	0.090	0.8%

AU-CODE	ADMINISTRATIVE UNIT	REVISED BUDGET APPROPRIATIONS			ACTUAL ANNUAL EXPENDITURE			AMOUNT OF VARIATION			% VAR			
		CURRENT	CAPITAL	LENDING/REPAYMENT	TOTAL	CURRENT	CAPITAL	LENDING/REPAYMENT	TOTAL	CURRENT		CAPITAL	LENDING/REPAYMENT	TOTAL
408.11	PHANGYUEL GEWOG, WANGDUE PHODRANG	2.044	4.906	-	6.950	2.022	4.890	-	6.912	0.022	0.016	-	0.038	0.5%
408.12	PHOBI GEWOG, WANGDUE PHODRANG	2.044	10.802	-	12.846	2.021	10.530	-	12.551	0.023	0.272	-	0.295	2.3%
408.13	RUBESA GEWOG, WANGDUE PHODANG	2.173	7.926	-	10.099	2.155	7.930	-	10.085	0.018	-0.004	-	0.014	0.1%
408.14	SEPHU GEWOG, WANGDUE PHODRANG	2.012	32.510	-	34.522	2.003	32.110	-	34.113	0.009	0.400	-	0.409	1.2%
408.15	ATHANG GEWOG, WANGDUE PHODRANG	2.059	21.288	-	23.347	2.011	19.790	-	21.801	0.048	1.498	-	1.546	6.6%
408.16	THEDTSHO GEWOG, WANGDUE PHODRANG	2.032	5.387	-	7.419	1.964	5.390	-	7.354	0.068	-0.003	-	0.065	0.9%
409.02	CHHOEKHOR GEWOG, BUMTHANG	2.043	18.585	-	20.628	1.972	17.810	-	19.782	0.071	0.775	-	0.846	4.1%
409.03	CHHUMEY GEWOG, BUMTHANG	2.085	9.806	-	11.891	2.076	9.800	-	11.876	0.009	0.006	-	0.015	0.1%
409.04	TANG GEWOG, BUMTHANG	2.043	7.169	-	9.212	2.035	7.110	-	9.145	0.008	0.059	-	0.067	0.7%
409.05	URA GEWOG, BUMTHANG	2.056	8.562	-	10.618	2.052	8.450	-	10.502	0.004	0.112	-	0.116	1.1%
410.02	SAMTEYLING GEWOG, SARPANG	2.051	9.498	-	11.549	2.017	9.500	-	11.517	0.034	-0.002	-	0.032	0.3%
410.03	CHHUZARGANG GEWOG, SARPANG	2.061	10.236	-	12.297	2.041	10.230	-	12.271	0.020	0.006	-	0.026	0.2%
410.04	DEKIDING GEWOG, SARPANG	2.061	12.000	-	14.061	2.043	11.990	-	14.033	0.018	0.010	-	0.028	0.2%
410.05	CHHUZOM GEWOG, SARPANG	2.091	11.603	-	13.694	2.080	11.600	-	13.680	0.011	0.003	-	0.014	0.1%
410.06	TAREYTHANG GEWOG, SARPANG	1.975	3.500	-	5.475	1.975	3.490	-	5.465	-	0.010	-	0.010	0.2%
410.07	GELEPHU GEWOG, SARPANG	2.061	12.738	-	14.799	2.004	12.670	-	14.674	0.057	0.068	-	0.125	0.8%

AU-CODE	ADMINISTRATIVE UNIT	REVISED BUDGET APPROPRIATIONS				ACTUAL ANNUAL EXPENDITURE				AMOUNT OF VARIATION				% VAR
		CURRENT	CAPITAL	LENDING/REPAYMENT	TOTAL	CURRENT	CAPITAL	LENDING/REPAYMENT	TOTAL	CURRENT	CAPITAL	LENDING/REPAYMENT	TOTAL	
410.08	GAKIDLING GEWOG, SARPANG	2.074	14.124	-	16.198	1.960	13.660	-	15.620	0.114	0.464	-	0.578	3.6%
410.09	JIGMEDCHEOLING GEWOG, SARPANG	2.205	16.480	-	18.685	2.183	16.480	-	18.663	0.022	-	-	0.022	0.1%
410.1	UMLING GEWOG, SARPANG	2.091	5.447	-	7.538	2.065	4.050	-	6.115	0.026	1.397	-	1.423	18.9%
410.11	SINGYE GEWOG, SARPANG	2.061	3.713	-	5.774	2.024	3.690	-	5.714	0.037	0.023	-	0.060	1.0%
410.12	SHOMPANGKHA GEWOG, SARPANG	2.061	3.472	-	5.533	1.996	3.470	-	5.466	0.065	0.002	-	0.067	1.2%
410.13	SERSHONG GEWOG, SARPANG	2.061	5.984	-	8.045	1.974	5.970	-	7.944	0.087	0.014	-	0.101	1.3%
411.02	BARDO GEWOG, ZHEMGANG	2.097	41.052	-	43.149	1.947	34.930	-	36.877	0.150	6.122	-	6.272	14.5%
411.03	BJOKA GEWOG, ZHEMGANG	2.030	9.159	-	11.189	1.906	9.150	-	11.056	0.124	0.009	-	0.133	1.2%
411.04	NANGKOR GEWOG, ZHEMGANG	2.036	58.853	-	60.889	1.894	57.640	-	59.534	0.142	1.213	-	1.355	2.2%
411.05	NGANGLA GEWOG, ZHEMGANG	2.033	11.435	-	13.468	1.899	11.430	-	13.329	0.134	0.005	-	0.139	1.0%
411.06	PHANGKHAR GEWOG, ZHEMGANG	2.039	10.229	-	12.268	1.936	10.230	-	12.166	0.103	-0.001	-	0.102	0.8%
411.07	SHINGKHAR GEWOG, ZHEMGANG	2.039	42.859	-	44.898	1.908	38.850	-	40.758	0.131	4.009	-	4.140	9.2%
411.08	TRONG GEWOG, ZHEMGANG	2.039	7.121	-	9.160	1.841	7.110	-	8.951	0.198	0.011	-	0.209	2.3%
411.09	GOSHING GEWOG, ZHEMGANG	2.099	15.014	-	17.113	1.990	15.010	-	17.000	0.109	0.004	-	0.113	0.7%
412.02	DRAKTENG GEWOG, TRONGSA	2.050	8.543	-	10.593	2.027	7.810	-	9.837	0.023	0.733	-	0.756	7.1%
412.03	KORPHU GEWOG, TRONGSA	2.153	6.934	-	9.087	2.030	6.730	-	8.760	0.123	0.204	-	0.327	3.6%
412.04	LANGTHEL GEWOG, TRONGSA	2.129	10.397	-	12.526	2.028	9.820	-	11.848	0.101	0.577	-	0.678	5.4%

AU-CODE	ADMINISTRATIVE UNIT	REVISED BUDGET APPROPRIATIONS			ACTUAL ANNUAL EXPENDITURE			AMOUNT OF VARIATION			% VAR			
		CURRENT	CAPITAL	LENDING/REPAYMENT	TOTAL	CURRENT	CAPITAL	LENDING/REPAYMENT	TOTAL	CURRENT		CAPITAL	LENDING/REPAYMENT	TOTAL
412.05	NUBI GEWOG, TRONGSA	2.237	18.709	-	20.946	2.127	18.580	-	20.707	0.110	0.129	-	0.239	1.1%
412.06	TANGSIBJI GEWOG, TRONGSA	2.088	6.094	-	8.182	2.040	5.570	-	7.610	0.048	0.524	-	0.572	7.0%
413.02	GANGZUR GEWOG, LHUENTSE	2.014	11.552	-	13.566	2.004	11.550	-	13.554	0.010	0.002	-	0.012	0.1%
413.03	JAREY GEWOG, LHUENTSE	2.149	13.693	-	15.842	2.142	12.130	-	14.272	0.007	1.563	-	1.570	9.9%
413.04	KHOMA GEWOG, LHUENTSE	2.098	13.787	-	15.885	2.094	13.780	-	15.874	0.004	0.007	-	0.011	0.1%
413.05	KURTEOD GEWOG, LHUENTSE	1.983	13.266	-	15.249	1.978	13.260	-	15.238	0.005	0.006	-	0.011	0.1%
413.06	MINJAY GEWOG, LHUENTSE	2.023	7.087	-	9.110	1.988	7.080	-	9.068	0.035	0.007	-	0.042	0.5%
413.07	MENBI GEWOG, LHUENTSE	2.072	17.994	-	20.066	2.037	15.840	-	17.877	0.035	2.154	-	2.189	10.9%
413.08	METSHO GEWOG, LHUENTSE	2.041	7.632	-	9.673	2.034	4.910	-	6.944	0.007	2.722	-	2.729	28.2%
413.09	TSENKHAR GEWOG, LHUENTSE	2.078	9.032	-	11.110	2.069	9.030	-	11.099	0.009	0.002	-	0.011	0.1%
414.02	BALAM GEWOG, MONGAR	2.085	9.321	-	11.406	2.079	9.220	-	11.299	0.006	0.101	-	0.107	0.9%
414.03	CHHALI GEWOG, MONGAR	2.035	10.446	-	12.481	2.022	10.190	-	12.212	0.013	0.256	-	0.269	2.2%
414.04	CHASHKHAR GEWOG, MONGAR	2.049	12.942	-	14.991	2.048	12.940	-	14.988	0.001	0.002	-	0.003	0.0%
414.05	DRAMTSETSE GEWOG, MONGAR	2.050	11.588	-	13.638	2.045	11.590	-	13.635	0.005	-0.002	-	0.003	0.0%
414.06	DREPUNG GEWOG, MONGAR	2.010	8.243	-	10.253	2.010	8.240	-	10.250	-	0.003	-	0.003	0.0%
414.07	GONGDUE GEWOG, MONGAR	2.187	5.541	-	7.728	2.187	5.540	-	7.727	-	0.001	-	0.001	0.0%
414.08	JURMEY GEWOG, MONGAR	2.089	12.053	-	14.142	2.089	11.460	-	13.549	-	0.593	-	0.593	4.2%

AU-CODE	ADMINISTRATIVE UNIT	REVISED BUDGET APPROPRIATIONS				ACTUAL ANNUAL EXPENDITURE				AMOUNT OF VARIATION				% VAR
		CURRENT	CAPITAL	LENDING/REPAYMENT	TOTAL	CURRENT	CAPITAL	LENDING/REPAYMENT	TOTAL	CURRENT	CAPITAL	LENDING/REPAYMENT	TOTAL	
414.09	KENGGHAR GEWOG, MONGAR	2.221	13.577	-	15.798	2.211	13.580	-	15.791	0.010	-0.003	-	0.007	0.0%
414.1	MONGAR GEWOG, MONGAR	2.186	16.412	-	18.598	2.184	16.400	-	18.584	0.002	0.012	-	0.014	0.1%
414.11	NGATSHANG GEWOG, MONGAR	1.968	9.046	-	11.014	1.962	9.050	-	11.012	0.006	-0.004	-	0.002	0.0%
414.12	SALENG GEWOG, MONGAR	2.128	13.758	-	15.886	2.128	13.760	-	15.888	-	-0.002	-	-0.002	-0.0%
414.13	SHERIMUHUNG GEWOG, MONGAR	2.046	11.832	-	13.878	2.042	11.830	-	13.872	0.004	0.002	-	0.006	0.0%
414.14	SILAMBI GEWOG, MONGAR	2.053	12.730	-	14.783	2.083	12.580	-	14.663	-0.030	0.150	-	0.120	0.8%
414.15	THANGRONG GEWOG, MONGAR	2.100	11.000	-	13.100	2.094	11.000	-	13.094	0.006	-	-	0.006	0.0%
414.16	TSAKALING GEWOG, MONGAR	2.134	10.341	-	12.475	2.128	10.340	-	12.468	0.006	0.001	-	0.007	0.1%
414.17	TSAMANG GEWOG, MONGAR	1.992	5.250	-	7.242	1.990	5.250	-	7.240	0.002	-	-	0.002	0.0%
414.18	NARANG GEWOG, MONGAR	2.058	6.595	-	8.653	2.047	6.600	-	8.647	0.011	-0.005	-	0.006	0.1%
415.02	CHONGSHING GEWOG, PEMA GATSHEL	2.143	8.034	-	10.177	2.110	8.030	-	10.140	0.033	0.004	-	0.037	0.4%
415.03	CHHIMUNG GEWOG, PEMA GATSHEL	2.084	3.200	-	5.284	2.051	3.200	-	5.251	0.033	-	-	0.033	0.6%
415.04	DUNGMIN GEWOG, PEMA GATSHEL	2.075	3.000	-	5.075	2.074	3.000	-	5.074	0.001	-	-	0.001	0.0%
415.05	KHAR GEWOG, PEMA GATSHEL	2.114	3.808	-	5.922	2.081	3.810	-	5.891	0.033	-0.002	-	0.031	0.5%
415.06	SHUMAR GEWOG, PEMA GATSHEL	2.114	16.848	-	18.962	2.081	16.850	-	18.931	0.033	-0.002	-	0.031	0.2%
415.07	YURUNG GEWOG, PEMA GATSHEL	2.104	3.321	-	5.425	2.071	3.320	-	5.391	0.033	0.001	-	0.034	0.6%
415.08	ZOBEL GEWOG, PEMA GATSHEL	2.137	5.165	-	7.302	2.104	4.960	-	7.064	0.033	0.205	-	0.238	3.3%

AU-CODE	ADMINISTRATIVE UNIT	REVISED BUDGET APPROPRIATIONS			ACTUAL ANNUAL EXPENDITURE			AMOUNT OF VARIATION			% VAR			
		CURRENT	CAPITAL	LENDING/REPAYMENT	TOTAL	CURRENT	CAPITAL	LENDING/REPAYMENT	TOTAL	CURRENT		CAPITAL	LENDING/REPAYMENT	TOTAL
415.09	DECHHENLING GEWOG, PEMA GATSHEL	2.253	12.482	-	14.735	2.253	12.480	-	14.733	-	0.002	-	0.002	0.0%
415.10	NORBUGANG GEWOG, PEMA GATSHEL	2.167	6.837	-	9.004	2.167	3.840	-	6.007	-	2.997	-	2.997	33.3%
415.11	NANONG GEWOG, PEMA GATSHEL	2.086	9.098	-	11.184	2.040	9.100	-	11.140	0.046	-0.002	-	0.044	0.4%
415.12	CHOEKHORLING GEWOG, PEMA GATSHEL	2.140	9.600	-	11.740	2.140	9.600	-	11.740	-	-	-	-	0.0%
416.02	PHUENTSHOTHANG GEWOG, SAMDRUP JONGKHAR	2.125	15.901	-	18.026	2.072	15.530	-	17.602	0.053	0.371	-	0.424	2.4%
416.03	PEMATHANG GEWOG, SAMDRUP JONGKHAR	1.991	11.000	-	12.991	1.953	10.980	-	12.933	0.038	0.020	-	0.058	0.4%
416.04	GOMDAR GEWOG, SAMDRUP JONGKHAR	1.957	7.879	-	9.836	1.912	7.610	-	9.522	0.045	0.269	-	0.314	3.2%
416.05	WANGPHU GEWOG, SAMDRUP JONGKHAR	2.045	10.174	-	12.219	2.011	10.120	-	12.131	0.034	0.054	-	0.088	0.7%
416.06	LANGCHENPHU GEWOG, SAMDRUP JONGKHAR	2.088	7.284	-	9.372	2.064	6.370	-	8.434	0.024	0.914	-	0.938	10.0%
416.07	LAURI GEWOG, SAMDRUP JONGKHAR	2.070	11.231	-	13.301	1.861	10.690	-	12.551	0.209	0.541	-	0.750	5.6%
416.08	MARTSHALA GEWOG, SAMDRUP JONGKHAR	2.152	18.152	-	20.304	2.101	18.060	-	20.161	0.051	0.092	-	0.143	0.7%
416.09	DEWATHANG GEWOG, SAMDRUP JONGKHAR	2.109	11.231	-	13.340	2.086	10.290	-	12.376	0.023	0.941	-	0.964	7.2%
416.1	ORONG GEWOG, SAMDRUP JONGKHAR	2.066	12.186	-	14.252	2.037	11.320	-	13.357	0.029	0.866	-	0.895	6.3%
416.11	SAMRANG GEWOG, SAMDRUP JONGKHAR	1.734	4.460	-	6.194	1.703	4.130	-	5.833	0.031	0.330	-	0.361	5.8%
416.12	SERTHI GEWOG, SAMDRUP JONGKHAR	2.060	10.758	-	12.818	2.053	10.760	-	12.813	0.007	-0.002	-	0.005	0.0%
417.02	BARTSHAM GEWOG, TRASHIGANG	2.010	5.355	-	7.365	2.009	5.350	-	7.359	0.001	0.005	-	0.006	0.1%

AU-CODE	ADMINISTRATIVE UNIT	REVISED BUDGET APPROPRIATIONS			ACTUAL ANNUAL EXPENDITURE			AMOUNT OF VARIATION			% VAR			
		CURRENT	CAPITAL	LENDING/REPAYMENT	TOTAL	CURRENT	CAPITAL	LENDING/REPAYMENT	TOTAL	CURRENT		CAPITAL	LENDING/REPAYMENT	TOTAL
417.03	BIDJUNG GEWOG, TRASHIGANG	1.906	7.240	-	9.146	1.821	7.230	-	9.051	0.085	0.010	-	0.095	1.0%
417.04	KANGLUNG GEWOG, TRASHIGANG	2.142	10.000	-	12.142	2.124	9.990	-	12.114	0.018	0.010	-	0.028	0.2%
417.05	KANGPARA GEWOG, TRASHIGANG	1.998	11.050	-	13.048	1.980	11.050	-	13.030	0.018	-	-	0.018	0.1%
417.06	KHALING GEWOG, TRASHIGANG	2.199	22.927	-	25.126	2.199	22.930	-	25.129	-	-0.003	-	-0.003	-0.0%
417.07	LUMANG GEWOG, TRASHIGANG	2.199	16.150	-	18.349	2.199	16.150	-	18.349	-	-	-	-	0.0%
417.08	MERAK GEWOG, TRASHIGANG	2.046	12.000	-	14.046	1.957	11.940	-	13.897	0.089	0.060	-	0.149	1.1%
417.09	YANGNYER GEWOG, TRASHIGANG	2.018	17.890	-	19.908	2.000	17.550	-	19.550	0.018	0.340	-	0.358	1.8%
417.1	PHONGMEY GEWOG, TRASHIGANG	2.064	9.427	-	11.491	2.064	9.430	-	11.494	-	-0.003	-	-0.003	-0.0%
417.11	RADHI GEWOG, TRASHIGANG	1.983	12.426	-	14.409	1.966	12.430	-	14.396	0.017	-0.004	-	0.013	0.1%
417.12	SAKTENG GEWOG, TRASHIGANG	2.041	5.400	-	7.441	2.039	5.400	-	7.439	0.002	-	-	0.002	0.0%
417.13	SAMKHAR GEWOG, TRASHIGANG	2.168	11.818	-	13.986	2.144	11.730	-	13.874	0.024	0.088	-	0.112	0.8%
417.14	SHONGPHU GEWOG, TRASHIGANG	2.031	9.895	-	11.926	2.031	9.820	-	11.851	-	-0.075	-	0.075	0.6%
417.15	THRIMSHING GEWOG, TRASHIGANG	2.035	8.701	-	10.736	2.025	8.700	-	10.725	0.010	0.001	-	0.011	0.1%
417.16	UDZORONG GEWOG, TRASHIGANG	1.946	10.340	-	12.286	1.939	10.270	-	12.209	0.007	0.070	-	0.077	0.6%
418.02	SOE GEWOG, THIMPHU	2.147	3.376	-	5.523	2.007	3.320	-	5.327	0.140	0.056	-	0.196	3.5%
418.03	CHANG GEWOG, THIMPHU	2.046	10.950	-	12.996	1.708	10.740	-	12.448	0.338	0.210	-	0.548	4.2%
418.04	DAGALA GEWOG, THIMPHU	1.909	6.256	-	8.165	1.876	6.100	-	7.976	0.033	0.156	-	0.189	2.3%

AU-CODE	ADMINISTRATIVE UNIT	REVISED BUDGET APPROPRIATIONS			ACTUAL ANNUAL EXPENDITURE			AMOUNT OF VARIATION			% VAR			
		CURRENT	CAPITAL	LENDING/REPAYMENT	TOTAL	CURRENT	CAPITAL	LENDING/REPAYMENT	TOTAL	CURRENT		CAPITAL	LENDING/REPAYMENT	TOTAL
418.05	GAYNEY GEWOG, THIMPHU	2.851	4.375	-	7.226	2.752	4.270	-	7.022	0.099	0.105	-	0.204	2.8%
418.06	KAWANG GEWOG, THIMPHU	2.142	10.149	-	12.291	2.008	9.680	-	11.688	0.134	0.469	-	0.603	4.9%
418.07	LINGZHI GEWOG, THIMPHU	1.830	6.309	-	8.139	1.813	3.200	-	5.013	0.017	3.109	-	3.126	38.4%
418.08	MEWANG GEWOG, THIMPHU	2.141	8.304	-	10.445	1.998	8.000	-	9.998	0.143	0.304	-	0.447	4.3%
418.09	NARO GEWOG, THIMPHU	2.021	3.619	-	5.640	1.968	3.600	-	5.568	0.053	0.019	-	0.072	1.3%
419.02	GEONKHAMED GEWOG, GASA	1.966	4.528	-	6.494	1.938	4.500	-	6.438	0.028	0.028	-	0.056	0.9%
419.03	GEONKHATEOD GEWOG, GASA	2.072	4.271	-	6.343	2.045	4.260	-	6.305	0.027	0.011	-	0.038	0.6%
419.04	LAYA GEWOG, GASA	2.020	10.666	-	12.686	1.931	10.050	-	11.981	0.089	0.616	-	0.705	5.6%
419.05	LUNANA GEWOG, GASA	2.072	14.901	-	16.973	2.055	13.600	-	15.655	0.017	1.301	-	1.318	7.8%
420.02	BUMDELING GEWOG, TRASHI YANGTSE	2.137	12.050	-	14.187	2.123	12.050	-	14.173	0.014	-	-	0.014	0.1%
420.03	JAMKHAR GEWOG, TRASHI YANGTSE	2.101	4.602	-	6.703	2.096	4.600	-	6.696	0.005	0.002	-	0.007	0.1%
420.04	KHAMDANG GEWOG, TRASHI YANGTSE	2.097	10.392	-	12.489	2.095	10.190	-	12.285	0.002	0.202	-	0.204	1.6%
420.05	RAMJAR GEWOG, TRASHI YANGTSE	2.159	3.600	-	5.759	2.060	3.570	-	5.630	0.099	0.030	-	0.129	2.2%
420.06	TEODTSHO GEWOG, TRASHI YANGTSE	2.137	8.420	-	10.557	2.136	7.900	-	10.036	0.001	0.520	-	0.521	4.9%
420.07	TONGMIZHANGTSHA GEWOG, TRASHI YANGTSE	2.122	4.786	-	6.908	2.091	4.790	-	6.881	0.031	-0.004	-	0.027	0.4%
420.08	YALANG GEWOG, TRASHI YANGTSE	2.142	6.386	-	8.528	2.141	6.380	-	8.521	0.001	0.006	-	0.007	0.1%
420.09	YANGTSE GEWOG, TRASHI YANGTSE	2.082	10.909	-	12.991	2.080	10.910	-	12.990	0.002	-0.001	-	0.001	0.0%
	Sub-total	423.651	2,230.351	-	2,654.002	416.144	2,158.800	-	2,574.944	7.507	71.551	-	79.058	3.0%

AU-CODE	ADMINISTRATIVE UNIT	REVISED BUDGET APPROPRIATIONS				ACTUAL ANNUAL EXPENDITURE				AMOUNT OF VARIATION				% VAR
		CURRENT	CAPITAL	LENDING/REPAY-MENT	TOTAL	CURRENT	CAPITAL	LENDING/REPAY-MENT	TOTAL	CUR-RENT	CAPITAL	LENDING/REPAY-MENT	TOTAL	
124.01	THROMDEYS	799.789	138.356	-	938.145	792.060	130.660	-	922.720	7.729	7.696	-	15.425	1.6%
	Sub-total	799.789	138.356	-	938.145	792.060	130.660	-	922.720	7.729	7.696	-	15.425	1.6%
201.01	MINISTRY OF HOME & CULTURAL AFFAIRS	1,909.368	1,645.086	-	3,554.454	1,856.126	1,306.250	-	3,162.376	53.242	338.836	-	392.078	11.0%
202.01	MINISTRY OF FINANCE	7,402.719	4,319.788	2,874.551	14,597.058	7,024.070	4,153.680	2,869.736	14,047.486	378.649	166.108	4.815	549.572	3.8%
203.01	MINISTRY OF FOREIGN AFFAIRS	693.838	120.747	-	814.585	629.519	110.470	-	739.989	64.319	10.277	-	74.596	9.2%
204.01	MINISTRY OF AGRICULTURE & FORESTS	2,150.230	1,811.407	-	3,961.637	2,069.680	1,430.250	-	3,499.930	80.550	381.157	-	461.707	11.7%
205.01	MINISTRY OF ECONOMIC AFFAIRS	280.909	1,044.869	-	1,325.778	271.238	945.390	-	1,216.628	9.671	99.479	-	109.150	8.2%
206.01	MINISTRY OF WORKS & HUMAN SETTLEMENT	630.387	9,413.951	-	10,044.338	620.203	7,247.651	-	7,867.854	10.184	2,166.300	-	2,176.484	21.7%
207.01	MINISTRY OF INFORMATION & COMMUNICATIONS	280.936	1,038.552	-	1,319.488	265.357	873.400	-	1,138.757	15.579	165.152	-	180.731	13.7%
208.01	MINISTRY OF HEALTH	1,149.636	1,554.535	-	2,704.171	1,114.105	1,137.380	-	2,251.485	35.531	417.155	-	452.686	16.7%
209.01	MINISTRY OF EDUCATION	623.483	1,622.702	-	2,246.185	478.386	1,251.430	-	1,729.816	145.097	371.272	-	516.369	23.0%
210.01	MINISTRY OF LABOUR & HUMAN RESOURCES	248.644	769.644	-	1,018.288	243.355	724.450	-	967.805	5.289	45.194	-	50.483	5.0%
	Sub-total	15,370.150	23,341.281	2,874.551	41,585.982	14,572.039	19,180.351	2,869.736	36,622.126	798.111	4,160.930	4.815	4,963.856	11.9%
	GRAND TOTAL	28,552.994	34,092.346	2,874.551	65,519.891	27,494.712	28,836.647	2,869.736	59,201.095	1,058.282	5,255.699	4.815	6,318.796	9.6%

SCHEDULE 2: SCHEDULE OF EXPENDITURE BY OBJECT CLASS FOR THE FY 2017-18

Nu. in million

OBJECT CODE	OBJECT CLASS	RGOB	EXTERNAL			% of TOTAL	
			GRANT	LOAN	TOTAL		
01.01	Pay and Allowances	8,744.78	14.783	-	14.783	14.80%	
02.01	Other Personnel Emoluments	915.136	3.209	-	3.209	1.55%	
03.01	Medical Benefits - Incountry	72.827	-	-	72.827	0.12%	
03.02	Medical Benefits - Outside Bhutan	398.262	-	-	398.262	0.67%	
04.01	Special Allowance	62.718	0.102	-	0.102	0.11%	
04.02	Special Allowance - Kidu/Pensioners	5.099	-	-	5.099	0.01%	
05.01	Stipends	496.613	0.028	-	0.028	0.84%	
11.01	Travel - Incountry	1,853.93	27.981	1.392	29.374	1,883.31	3.18%
11.02	Travel - Outside Bhutan	275.912	23.475	-	23.475	299.386	0.51%
12.01	Utilities - Telephones, Telex, Fax, E-mail, Internet	262.206	1.709	-	1.709	263.915	0.45%
12.02	Utilities - Telegram, Wireless Transmission, Postage	42.395	0.526	-	0.526	42.921	0.07%
12.03	Utilities - Electricity, Water, Sewerage	219.913	0.064	-	0.064	219.978	0.37%
12.05	Utilities - Fuelwood	49.322	-	-	-	49.322	0.08%
13.01	Rental of Properties - Buildings	187.991	1.577	-	1.577	189.568	0.32%
13.02	Rental of Properties - Vehicles	9.825	5.245	0.02	5.264	15.089	0.03%
13.03	Rental of Properties - Others	1.825	-	-	-	1.825	0.00%
13.04	Rental of Properties - Furniture, Equipment & Land	3.902	0.005	-	0.005	3.907	0.01%
14.01	S & M - Office Supplies, Printing, Publications	334.52	19.837	-	19.837	354.357	0.60%
14.02	S & M - Medicines & Laboratory Consumables	500.218	205.244	-	205.244	705.462	1.19%
14.03	S & M - Fertilizers, Chemicals, Manures, Inoculants	9.37	5.589	-	5.589	14.959	0.03%
14.04	S & M - Seeds, Seedlings	28.682	13.228	0.525	13.753	42.435	0.07%
14.05	S & M - Animal Feeds	97.624	1.521	-	1.521	99.145	0.17%
14.06	S & M - Uniforms, Extension Kits, Linens	119.706	2.61	-	2.61	122.316	0.21%

OBJECT CODE	OBJECT CLASS	RGOB	EXTERNAL			% of TOTAL
			GRANT	LOAN	TOTAL	
14.07	S & M - Text Books, Library Books, Stationeries & Sports Item	178.496	3.898	-	3.898	0.31%
14.09	S & M - Patient Diet	23.534	-	-	-	0.04%
14.10	S & M - Diet	153.846	-	-	-	0.26%
15.01	Maintenance of Property - Buildings	185.648	3.455	-	3.455	0.32%
15.02	Maintenance of Property - Vehicles	354.805	2.139	-	2.139	0.60%
15.03	Maintenance of Property - Roads	308.701	-	-	-	0.52%
15.04	Maintenance of Property - Bridges	7.666	-	-	-	0.01%
15.05	Maintenance of Property - Equipment	111.932	0.621	-	0.621	0.19%
15.06	Maintenance of Property - Plantations	31.913	9.48	-	9.48	0.07%
15.07	Maintenance of Property - Computers	22.066	0.061	-	0.061	0.04%
15.09	Maintenance of Property - Water supply, Sewerage, Playfield	6.958	-	-	-	0.01%
17.01	Op. Exp. - Advertising	40.036	2.202	0.01	2.212	0.07%
17.02	Op. Exp. - Taxes, Duties, Royalties, Fees, Handling Charges, Bank Charges	35.929	1.55	-	1.55	0.06%
17.03	Op. Exp. - Transportation	106.751	2.546	-	2.546	0.18%
17.04	Op. Exp. - Energy/Propulsion Charges	0.105	-	-	-	0.00%
17.06	Op. Exp. - Items for Processing/Manufacturing	8.827	1.131	-	1.131	0.02%
17.08	Op. Exp. - Incountry Meetings and Celebrations	638.982	111.531	0.123	111.654	1.27%
17.09	Op. Exp. - Survey/Census	47.719	30.264	-	30.264	0.13%
18.01	Hospitality & Entertainment	122.25	0.078	-	0.078	0.21%
19.01	Write Off - Stocks, Loss of Cash/Goods	0.407	-	-	-	0.00%
21.01	Current Grants - Individuals/Non-profit Orgs.	5,745.17	5.405	-	5.405	9.71%
21.02	Current Grants - Sungchop	369.038	-	-	-	0.62%
21.03	Current Grants - Rural Life Insurance Scheme	7.841	-	-	-	0.01%
22.01	Current Grants - Financial Institutions	95.903	-	-	-	0.16%
22.02	Current Grants - Non-Financial Institutions	236.678	-	-	-	0.40%

OBJECT CODE	OBJECT CLASS	RGOB	EXTERNAL			% of TOTAL
			GRANT	LOAN	TOTAL	
24.01	Subscriptions to International Organisation	77,521	-	-	77,521	0.13%
24.03	Contributions - Provident Fund	692,714	0.527	-	693,242	1.17%
25.01	Retirement Benefits	536,183	0.681	-	536,864	0.91%
31.01	Interest Payment - Internal	265,164	-	-	265,164	0.45%
31.02	Interest Payment - External	1,884.74	-	-	1,884.74	3.18%
51.01	Exp. on Structure - Buildings	0.006	-	-	0.006	0.00%
	Total of CURRENT EXPENDITURE	26,990.30	502.302	2.07	27,494.67	46.44%
	CAPITAL EXPENDITURE					
15.03	Maintenance of Property - Roads	0.045	-	-	0.045	0.00%
41.01	Acquisition of Immovable Property - Land	10.012	-	-	10.012	0.02%
41.02	Acquisition of Immovable Property - Buildings	69.717	-	-	69.717	0.12%
45.01	Training - Human Resource Development	310.927	600.586	-	911.513	1.54%
45.02	Training - Others	957.878	730.994	7.629	1,696.50	2.87%
51.01	Exp. on Structure - Buildings	3,761.136	3,570.93	4.634	7,336.92	12.39%
51.02	Exp. on Structure - Roads (incl.culverts,dms)	2,834.68	4,340.39	142.254	7,317.33	12.36%
51.03	Exp. on Structure - Bridges	491.55	452.478	29.626	973.654	1.64%
51.04	Exp. on Structure - Irrigation Channels	165.163	176.195	92.429	433.788	0.73%
51.05	Exp. on Structure - Drainage Systems	22.713	13.666	-	36.38	0.06%
51.06	Exp. on Structure - Water Supply & Sanitation	357.575	469.623	326.558	1,153.76	1.95%
51.07	Exp. on Structure - Plantations	221.715	77.195	10.476	309.386	0.52%
51.08	Exp. on Structure - Others	973.686	390.093	22.518	1,386.30	2.34%
52.01	Plant & Equipt. - Roads	12,993	384.823	-	397.816	0.67%
52.02	Plant & Equipt. - Power Generation	16,501	17,511	-	34,013	0.06%
52.03	Plant & Equipt. - Power Trans. & Dist.	15,899	40,708	0.5	57,107	0.10%
52.04	Plant & Equipt. - Telecommunications	53,984	64,328	-	118,313	0.20%

OBJECT CODE	OBJECT CLASS	RGOB	EXTERNAL			% of TOTAL	
			GRANT	LOAN	TOTAL		
52.05	Plant & Equipmt. - Agricultural Machineries	21.019	107.029	6.345	113.374	134.392	0.23%
52.06	Plant & Equipmt. - Livestock	84.061	29.015	12.171	41.186	125.247	0.21%
52.07	Plant & Equipmt. - Hospital/Lab. Equipment	213.034	47.034	0.419	47.453	260.487	0.44%
52.08	Plant & Equipmt. - General Tools, Instruments	446.402	232.75	20.819	253.569	699.972	1.18%
53.01	Purchase of Vehicles	373.965	71.013	-	71.013	444.978	0.75%
54.01	Furniture	154.721	133.244	-	133.244	287.965	0.49%
54.02	Office Equipment	94.709	38.014	7.353	45.367	140.076	0.24%
54.03	Computers & Peripherals	126.231	51.421	0.602	52.023	178.254	0.30%
55.01	Professional Services	246.975	583.802	33.509	617.312	864.286	1.46%
61.01	Capital Grants - Individuals/Non-Profit Orgs.	1,678.52	1,167.65	-	1,167.65	2,846.17	4.81%
62.01	Capital Grants - Financial Institutions	15.19	-	-	-	15.19	0.03%
62.02	Capital Grants - Non-Financial Institutions	106.816	-	-	-	106.816	0.18%
63.01	Acquisition of Equities/Shares	45.35	444.957	-	444.957	490.307	0.83%
	Total of CAPITAL EXPENDITURE	13,883.40	14,235.45	717.843	14,953.29	28,836.69	48.74%
	LENDING EXPENDITURE						
65.02	Loans - Enterprises	-	45.029	4.35	49.379	49.379	0.08%
	Total of LENDING EXPENDITURE	-	45.029	4.35	49.379	49.379	0.08%
	REPAYMENT EXPENDITURE						
70.01	Repayment of Debt Principal - Internal	9.874	-	-	-	9.874	0.02%
70.02	Repayment of Debt Principal - External	2,810.48	-	-	-	2,810.48	4.75%
	Total of REPAYMENT EXPENDITURE	2,820.36	-	-	-	2,820.36	4.76%
	TOTAL EXPENDITURE	43,694.05	14,782.78	724.263	15,507.04	59,201.09	100.00%

SCHEDULE 3: SCHEDULE OF INTERNATIONAL ASSISTANCE (GRANTS) RECEIVED: BY DONOR DURING THE FISCAL 2017-18

							Nu. in million	
DONOR	ADMINISTRATIVE UNIT	SPENDING AGENCY/ DEPARTMENT	FI CODE	PROJECT NAME	CASH	KIND	TOTAL	
ACCU	MINISTRY OF AGRICULTURE & FORESTS	DEPARTMENT OF AGRICULTURE MARKETING AND COOPERATIVES	4106	Development of credit cooperatives in Bhutan	0.443	-	0.443	
ACCU Total								
ADB	NATIONAL STATISTICS BUREAU	SECRETARIAT	2642	2011 International Comparison Program for Asia and the Pacific(RDTA)	0.564	-	0.564	
ADB	NATIONAL COMMISSION FOR WOMEN & CHILDREN	SECRETARIAT	4503	Decentralized Coordination & Partnerships for Gender Equality Results (TA 9016)	-	29.437	29.437	
ADB	MINISTRY OF FINANCE	SECRETARIAT	3024	Enhancing Development Management for Sustainable and Inclusive Growth(TA 8229)	-	11.803	11.803	
ADB	MINISTRY OF FINANCE	DEPARTMENT OF REVENUE & CUSTOMS	2908	Developing a Revenue Administration Management Information System (TA 7881)	-	13.115	13.115	
ADB	MINISTRY OF FINANCE	DEPARTMENT OF REVENUE & CUSTOMS	3026	Supporting Participation in the South Asia Subregional Economic Cooperation Trade Facilitation Program(TA 8437)	-	12.871	12.871	
ADB	MINISTRY OF FINANCE	DEPARTMENT OF PUBLIC ACCOUNTS	2906	TA for Capital Market Development (TA 8280)	-	0.043	0.043	
ADB	MINISTRY OF FINANCE	DEPARTMENT OF PUBLIC ACCOUNTS	4095	TA for Supporting Implementation of SEMP II	-	1.502	1.502	
ADB	MINISTRY OF FINANCE	DEPARTMENT OF PUBLIC ACCOUNTS	4603	Amochhu Land Development & Township Project (TA No 9140)	-	2.918	2.918	
ADB	MINISTRY OF FINANCE	DEPARTMENT OF PUBLIC ACCOUNTS	4662	Enhancing Competitiveness of High-Value Agriculture & Artisan Products Value Chains(TA 9270)	-	6.695	6.695	
ADB	MINISTRY OF FINANCE	DEPARTMENT OF PUBLIC ACCOUNTS	2666	Rural Renewable Energy Development Project	26.257	-	26.257	
ADB	MINISTRY OF ECONOMIC AFFAIRS	DEPARTMENT OF TRADE	3081	SASEC Road Connectivity Project (GRANT)	44	-	44	

DONOR	ADMINISTRATIVE UNIT	SPENDING AGENCY/ DEPARTMENT	FI CODE	PROJECT NAME	CASH	KIND	TOTAL
ADB	MINISTRY OF ECONOMIC AFFAIRS	DEPARTMENT OF HYDRO POWER AND POWER SYSTEM	4502	SASEC Green Power Investment Program (TA 9005)	-	0.213	0.213
ADB	MINISTRY OF ECONOMIC AFFAIRS	DEPARTMENT OF HYDRO POWER AND POWER SYSTEM	4505	Acceleration of Hydropower Trading Development (TA 8791)	-	27.143	27.143
ADB	MINISTRY OF ECONOMIC AFFAIRS	DEPARTMENT OF RENEWABLE ENERGY	2666	Rural Renewable Energy Development Project	0.475	-	0.475
ADB	MINISTRY OF ECONOMIC AFFAIRS	DEPARTMENT OF RENEWABLE ENERGY	2732	Improving Gender-Inclusive Access to Clean & Renewable Energy in Bhutan, Nepal & Sri Lanka(JFPR 9158)	2.07	-	2.07
ADB	MINISTRY OF ECONOMIC AFFAIRS	DEPARTMENT OF RENEWABLE ENERGY	3027	Promoting Clean Energy Development in Bhutan(TA 8630)	-	19.174	19.174
ADB	MINISTRY OF WORKS & HUMAN SETTLEMENT	SECRETARIAT	4549	Thimphu Road Improvement Project	33.034	-	33.034
ADB	MINISTRY OF WORKS & HUMAN SETTLEMENT	DEPARTMENT OF ROADS	4549	Thimphu Road Improvement Project	47.683	-	47.683
ADB	MINISTRY OF WORKS & HUMAN SETTLEMENT	DEPARTMENT OF ROADS	3081	SASEC Road Connectivity Project (GRANT)	49.223	-	49.223
ADB	MINISTRY OF WORKS & HUMAN SETTLEMENT	DEPARTMENT OF ROADS	3081	SASEC Road Connectivity Project (GRANT)	-	55.114	55.114
ADB	MINISTRY OF WORKS & HUMAN SETTLEMENT	DEPARTMENT OF URBAN DEVELOPMENT & ENGINEERING SERVICES	3081	SASEC Road Connectivity Project (GRANT)	89.945	-	89.945
ADB	MINISTRY OF WORKS & HUMAN SETTLEMENT	DEPARTMENT OF URBAN DEVELOPMENT & ENGINEERING SERVICES	4549	Thimphu Road Improvement Project	87.214	-	87.214
ADB	MINISTRY OF WORKS & HUMAN SETTLEMENT	DEPARTMENT OF ENGINEERING SERVICES	4101	Improved Urban Environmental Infrastructure Project (TA 8551)	-	34.896	34.896
ADB	MINISTRY OF INFORMATION & COMMUNICATIONS	SECRETARIAT	2544	SASEC Information Highway Project	6.672	-	6.672
ADB	MINISTRY OF INFORMATION & COMMUNICATIONS	BHUTAN CIVIL AVIATION AUTHORITY	2909	Strengthening Air Transport Regulatory & Operational Performance (TA 7945)	-	3.003	3.003
ADB	MINISTRY OF INFORMATION & COMMUNICATIONS	DEPARTMENT OF AIR TRANSPORT	4516	Air Transport Connectivity Enhancement Project - Additional Financing	59.154	-	59.154

DONOR	ADMINISTRATIVE UNIT	SPENDING AGENCY/ DEPARTMENT	FI CODE	PROJECT NAME	CASH	KIND	TOTAL
ADB	MINISTRY OF INFORMATION & COMMUNICATIONS	DEPARTMENT OF AIR TRANSPORT	2816	Air Transport Connectivity Enhancement Project	39,858	-	39,858
ADB	MINISTRY OF HEALTH	SECRETARIAT	4664	Preparing the Health Sector Development Program (TA 9352)	-	15,195	15,195
ADB	MINISTRY OF LABOUR & HUMAN RESOURCES	DEPARTMENT OF TECHNICAL EDUCATION	4663	Education & Skills Development Project (TA 9281)	-	12,17	12,17
ADB TOTAL					486,148	245,292	731,44
ADHOC	COUNCIL FOR RELIGIOUS AFFAIRS	SECRETARIAT	1650	Adhoc Assistance for Individual Donors	6,457	-	6,457
ADHOC	GROSS NATIONAL HAPPINESS COMMISSION	SECRETARIAT	1650	Adhoc Assistance for Individual Donors	8,126	-	8,126
ADHOC	NATIONAL ENVIRONMENT COMMISSION	SECRETARIAT	1650	Adhoc Assistance for Individual Donors	0,666	-	0,666
ADHOC	ROYAL EDUCATION COUNCIL	SECRETARIAT	1650	Adhoc Assistance for Individual Donors	0,095	-	0,095
ADHOC	ROYAL PRIVY COUNCIL	NA	1650	Adhoc Assistance for Individual Donors	0,859	-	0,859
ADHOC	MINISTRY OF HOME & CULTURAL AFFAIRS	DEPARTMENT OF CULTURE	1650	Adhoc Assistance for Individual Donors	0,249	-	0,249
ADHOC	MINISTRY OF FOREIGN AFFAIRS	DEPARTMENT OF PROTOCOL	1650	Adhoc Assistance for Individual Donors	-	12,444	12,444
ADHOC	MINISTRY OF AGRICULTURE & FORESTS	DEPARTMENT OF AGRICULTURE	1650	Adhoc Assistance for Individual Donors	0,1	-	0,1
ADHOC	MINISTRY OF WORKS & HUMAN SETTLEMENT	SECRETARIAT	1650	Adhoc Assistance for Individual Donors	1,448	-	1,448
ADHOC	MINISTRY OF HEALTH	DEPARTMENT OF MEDICAL SERVICES	1650	Adhoc Assistance for Individual Donors	-	6,826	6,826
ADHOC	MINISTRY OF EDUCATION	SECRETARIAT	1650	Adhoc Assistance for Individual Donors	6,457	-	6,457
ADHOC	DZONGKHAG ADMINISTRATION, BUMTHANG	RELIGION & CULTURE	1650	Adhoc Assistance for Individual Donors	0,796	-	0,796

DONOR	ADMINISTRATIVE UNIT	SPENDING AGENCY/ DEPARTMENT	FI CODE	PROJECT NAME	CASH	KIND	TOTAL
ADHOC	DZONGKHAG ADMINISTRATION, TRONGSA	FORESTRY	1650	Adhoc-Assistance for Individual Donors	3.2	-	3.2
			ADHOC TOTAL		28.452	19.27	47.722
AFACI	MINISTRY OF AGRICULTURE & FORESTS	DEPARTMENT OF AGRICULTURE	4491	Technical Capacity Building Project	8.457	-	8.457
AFACI	MINISTRY OF AGRICULTURE & FORESTS	BHUTAN AGRICULTURE & FOOD REGULATORY AUTHORITY	4491	Technical Capacity Building Project	1.267	-	1.267
			AFACI TOTAL		9.724	-	9.724
APT	JUDICIARY	SECRETARIAT	4587	Digitization of Court Records	1.93	-	1.93
APT	MINISTRY OF FINANCE	DEPARTMENT OF PUBLIC ACCOUNTS	4586	Integrated Asset Management System in Thimphu Thromde	2.316	-	2.316
			APT TOTAL		4.245	-	4.245
AUSTRIAN HF	MINISTRY OF HEALTH	SECRETARIAT	2886	CSO RENEW responsible for execution of the scholarship program in Bhutan	2.488	-	2.488
			AUSTRALIAN HF TOTAL		2.488	-	2.488
AUSTRIAN	JUDICIARY	SECRETARIAT	4058	Document Legal Sector Support	19.283	-	19.283
AUSTRIAN	ROYAL CIVIL SERVICE COMMISSION	SECRETARIAT	4033	Institutionalization of new Performance Management System (PMS) and Leadership Development Program	3.691	-	3.691
AUSTRIAN	ROYAL CIVIL SERVICE COMMISSION	SECRETARIAT	4581	Royal Civil Service Commission (RCSC) of Bhutan for Civil Service Reforms for Excellence in Public Service Delivery	14.539	-	14.539
AUSTRIAN	ROYAL AUDIT AUTHORITY	SECRETARIAT	2861	Capacity Development of the Royal Audit Authority	15.153	-	15.153
AUSTRIAN	GROSS NATIONAL HAPPINESS COMMISSION	SECRETARIAT	4058	Document Legal Sector Support	0.307	-	0.307
AUSTRIAN	GROSS NATIONAL HAPPINESS COMMISSION	SECRETARIAT	4580	Promotion of Renewable Energy and Energy Efficient Technologies in the Building Sector of Bhutan	0.674	-	0.674
AUSTRIAN	NATIONAL ENVIRONMENT COMMISSION	SECRETARIAT	4010	Study on Minimum Environmental Flow for Hydropower Projects in Bhutan	18.84	-	18.84
AUSTRIAN	TOURISM COUNCIL OF BHUTAN	SECRETARIAT	2926	Finalisation of the Construction of Training Hotel and Rectification RITH	0.046	-	0.046

DONOR	ADMINISTRATIVE UNIT	SPENDING AGENCY/ DEPARTMENT	FI CODE	PROJECT NAME	CASH	KIND	TOTAL
AUSTRIAN	TOURISM COUNCIL OF BHUTAN	SECRETARIAT	2714	TA for Supervision & monitoring of construction of Institute & Training Hotel	2.18	-	2.18
AUSTRIAN	JIGME SINGYE WANGCHUCK SCHOOL OF LAW	NA	4058	Document Legal Sector Support	19.537	-	19.537
AUSTRIAN	MINISTRY OF FINANCE	DEPARTMENT OF PUBLIC ACCOUNTS	4009	Capacity Building in Monitoring Safety of Hydropower Plants	22.251	-	22.251
AUSTRIAN	MINISTRY OF ECONOMIC AFFAIRS	DEPARTMENT OF RENEWABLE ENERGY	4580	Promotion of Renewable Energy and Energy Efficient Technologies in the Building Sector of Bhutan	5.979	-	5.979
AUSTRIAN	MINISTRY OF WORKS & HUMAN SETTLEMENT	SECRETARIAT	4580	Promotion of Renewable Energy and Energy Efficient Technologies in the Building Sector of Bhutan	6.831	-	6.831
AUSTRIAN	MINISTRY OF HEALTH	DEPARTMENT OF TRADITIONAL MEDICINE SERVICES	4630	Procurement of Therapy Services Device/Equipments for National Traditional Medicine Hospital	-	-	-
AUSTRIAN	DZONGKHAG ADMINISTRATION, THIMPHU	RELIGION & CULTURE	4631	Restoration of Ta-drog Monastery at Lingzhi	0.615	-	0.615
			AUSTRIAN TOTAL		129.925	-	129.925
BC	MINISTRY OF EDUCATION	SECRETARIAT	4506	Construction of MPH at Dhur PS, Bumthang	0.848	-	0.848
			BC TOTAL		0.848	-	0.848
BF	KHESAR GYALPO UNIVERSITY OF MEDICAL SCIENCES OF BHUTAN	SECRETARIAT	4498	Nomad Health Check-up under the Faculty of Nursing & Public Health (FNPH), KGUMSB	0.077	-	0.077
BF	KHESAR GYALPO UNIVERSITY OF MEDICAL SCIENCES OF BHUTAN	SECRETARIAT	4499	Bhutan Health Journal under KGUMSB	0.247	-	0.247
BF	MINISTRY OF HOME & CULTURAL AFFAIRS	DEPARTMENT OF CULTURE	4142	Restoration and Adaptive reuse of Wangduechooling Palace	6.595	-	6.595
BF	MINISTRY OF AGRICULTURE & FORESTS	DEPARTMENT OF FOREST AND PARK SERVICES	4138	Predator prey dynamics studies	3.2	-	3.2
BF	MINISTRY OF AGRICULTURE & FORESTS	DEPARTMENT OF FOREST AND PARK SERVICES	4139	Monitoring forest cover change in Bhutan	4.2	-	4.2
BF	MINISTRY OF AGRICULTURE & FORESTS	DEPARTMENT OF FOREST AND PARK SERVICES	4140	HEROES	4.278	-	4.278

DONOR	ADMINISTRATIVE UNIT	SPENDING AGENCY/ DEPARTMENT	FI CODE	PROJECT NAME	CASH	KIND	TOTAL
BF	MINISTRY OF HEALTH	DEPARTMENT OF MEDICAL SERVICES	4500	Improving Emergency Medical Services Program in Bhutan	3,753	-	3,753
			BF TOTAL		22.35	-	22.35
BHTF	JIGME DORJI WANGCHUCK NATIONAL REFERRAL HOSPITAL	NA	1289	Bhutan Health Trust Fund	65,666	-	65,666
BHTF	MINISTRY OF HEALTH	DEPARTMENT OF PUBLIC HEALTH	1289	Bhutan Health Trust Fund	2,844	-	2,844
BHTF	MINISTRY OF HEALTH	DEPARTMENT OF MEDICAL SUPPLY AND HEALTH INFRASTRUCTURE	1289	Bhutan Health Trust Fund	115	-	115
			BHTF TOTAL		183.509	-	183.509
BMGF	JIGME DORJI WANGCHUCK NATIONAL REFERRAL HOSPITAL	NA	4148	Bill and Melinda Gates Foundation (GBS study at JDWNRH)	4,759	-	4,759
			BMGF TOTAL		4,759	-	4,759
BT FEC	ROYAL AUDIT AUTHORITY	SECRETARIAT	4511	Strengthening Environmental Auditing towards Protection and Conservation of Environment	2,708	-	2,708
BT FEC	ROYAL EDUCATION COUNCIL	SECRETARIAT	4607	Introducing Environmental Science in Formal Education in Bhutan in Classes XI and XII	2,75	-	2,75
BT FEC	MINISTRY OF FINANCE	DEPARTMENT OF PUBLIC ACCOUNTS	4091	Trail Introduction of Glue Laminated Timber Technology and experimental application of Glulam structures in Bhutan	1,485	-	1,485
BT FEC	MINISTRY OF AGRICULTURE & FORESTS	DEPARTMENT OF AGRICULTURE	4560	Conservation of Paris Polyphylla, Satuwa	0,072	-	0,072
BT FEC	MINISTRY OF AGRICULTURE & FORESTS	DEPARTMENT OF AGRICULTURE	4552	Working towards achieving land degradation neutral status: Protect -Sustain -Restore	2,236	-	2,236
BT FEC	MINISTRY OF AGRICULTURE & FORESTS	DEPARTMENT OF AGRICULTURE	4556	Research & Development in Electric Fence Designs based on Animal Behaviour & Exploring Alternatives Materials -ARDC, Mongar	1,66	-	1,66
BT FEC	MINISTRY OF AGRICULTURE & FORESTS	DEPARTMENT OF AGRICULTURE	4557	Conservation and Sustainable use of Indigenous Flora in Bhutanese Gardens and Landscapes- FALP, Thimphu	0,412	-	0,412

DONOR	ADMINISTRATIVE UNIT	SPENDING AGENCY/ DEPARTMENT	FI CODE	PROJECT NAME	CASH	KIND	TOTAL
BTFC	MINISTRY OF AGRICULTURE & FORESTS	DEPARTMENT OF AGRICULTURE	4558	Strengthening National Biosecurity and Food Safety -BAFRA, Thimphu	2.2	-	2.2
BTFC	MINISTRY OF AGRICULTURE & FORESTS	DEPARTMENT OF AGRICULTURE	4045	Biodiversity Conservation and Sustainable use in HANAS of Bhutan	0.772	-	0.772
BTFC	MINISTRY OF AGRICULTURE & FORESTS	DEPARTMENT OF AGRICULTURE	3003	Development of Biomass Equations to estimate Biomass for assessing National Carbon Stock of Bhutan	-0.047	-	-0.047
BTFC	MINISTRY OF AGRICULTURE & FORESTS	DEPARTMENT OF AGRICULTURE	2842	Comprehensive Assessment of Climate Change Impacts on Endemic Plant Diversity	-0.034	-	-0.034
BTFC	MINISTRY OF AGRICULTURE & FORESTS	DEPARTMENT OF LIVESTOCK	2918	Securing rangeland soil carbon through community yak herding within the Thrumshingla National Park	-0.033	-	-0.033
BTFC	MINISTRY OF AGRICULTURE & FORESTS	DEPARTMENT OF LIVESTOCK	2989	Reviving Degraded Rangelands in the Northern Frontier through SLM technologies involving Yak Herding Communities	-0.166	-	-0.166
BTFC	MINISTRY OF AGRICULTURE & FORESTS	DEPARTMENT OF LIVESTOCK	4507	Fish Fauna Assessment: Species Composition and Distribution of Fish in Manas, Aie Chu and Nyera Ama Basins	3.703	-	3.703
BTFC	MINISTRY OF AGRICULTURE & FORESTS	DEPARTMENT OF LIVESTOCK	4597	Samazingkha Agroforestry Project	9.8	-	9.8
BTFC	MINISTRY OF AGRICULTURE & FORESTS	DEPARTMENT OF LIVESTOCK	4550	Improving Rangeland Governance and Leveraging Yak Value Chains for SNRML in the western frontier of Bhutan	3.3	-	3.3
BTFC	MINISTRY OF AGRICULTURE & FORESTS	DEPARTMENT OF LIVESTOCK	4551	Conservation and Promotion of Native Poultry Breeds of Bhutan	1.4	-	1.4
BTFC	MINISTRY OF AGRICULTURE & FORESTS	DEPARTMENT OF FOREST AND PARK SERVICES	4579	Anti-Poaching of Musk Deer-Ensuring their conservation in WCNP and beyond	11.834	-	11.834
BTFC	MINISTRY OF AGRICULTURE & FORESTS	DEPARTMENT OF FOREST AND PARK SERVICES	4596	Building Socio-Ecological Resilience: An Adaptation to Progressive Climate Change in Sakteng Wildlife Sanctuary	5.644	-	5.644
BTFC	MINISTRY OF AGRICULTURE & FORESTS	DEPARTMENT OF FOREST AND PARK SERVICES	4607	Introducing Environmental Science in Formal Education in Bhutan in Classes XI and XII	2.486	-	2.486
BTFC	MINISTRY OF AGRICULTURE & FORESTS	DEPARTMENT OF FOREST AND PARK SERVICES	4555	Enhancing Community Capacity for Biodiversity Conservation & Livelihood Improvement through Eco-based Farming-RDTC, Zhemgang	2.63	-	2.63

DONOR	ADMINISTRATIVE UNIT	SPENDING AGENCY/ DEPARTMENT	FI CODE	PROJECT NAME	CASH	KIND	TOTAL
BTFC	MINISTRY OF AGRICULTURE & FORESTS	DEPARTMENT OF FOREST AND PARK SERVICES	4546	To study on the Ecology and Conservation of Spotted deer and other mammals	0.966	-	0.966
BTFC	MINISTRY OF AGRICULTURE & FORESTS	DEPARTMENT OF FOREST AND PARK SERVICES	4547	The study on the Ecology and small Felids in Royal Manas National Park	1.98	-	1.98
BTFC	MINISTRY OF AGRICULTURE & FORESTS	DEPARTMENT OF FOREST AND PARK SERVICES	4548	National Rollout of SMART Patrolling Program	0.8	-	0.8
BTFC	MINISTRY OF AGRICULTURE & FORESTS	DEPARTMENT OF FOREST AND PARK SERVICES	4597	Samazingkha Agroforestry Project	5	-	5
BTFC	MINISTRY OF AGRICULTURE & FORESTS	DEPARTMENT OF FOREST AND PARK SERVICES	4600	Integrated Wildlife Management for Sustainable Biodiversity Conservation and Livelihood	12.35	-	12.35
BTFC	MINISTRY OF AGRICULTURE & FORESTS	DEPARTMENT OF FOREST AND PARK SERVICES	4601	Enhancing the conservation of Bhutan Takin, the National Animal	4.94	-	4.94
BTFC	MINISTRY OF AGRICULTURE & FORESTS	DEPARTMENT OF FOREST AND PARK SERVICES	4557	Conservation and Sustainable use of Indigenous FLora in Bhutanese Gardens and Landscapes- FALP, Thimphu	0.425	-	0.425
BTFC	MINISTRY OF AGRICULTURE & FORESTS	DEPARTMENT OF FOREST AND PARK SERVICES	4507	Fish Fauna Assessment: Species Composition and Distribution of Fish in Manas, Ae Chu and Nyera Ama Basins	0.682	-	0.682
BTFC	MINISTRY OF AGRICULTURE & FORESTS	DEPARTMENT OF FOREST AND PARK SERVICES	4510	To enhance the management effectiveness of Jigme Khesar Strict Nature Reserve (JKSNR)	2.08	-	2.08
BTFC	MINISTRY OF AGRICULTURE & FORESTS	DEPARTMENT OF FOREST AND PARK SERVICES	4092	Up-scaling Sustainable Land Management to Combat Land Degradation and Climate Change Mitigation	3.564	-	3.564
BTFC	MINISTRY OF AGRICULTURE & FORESTS	DEPARTMENT OF FOREST AND PARK SERVICES	4114	Phase One-Mainstreaming of conservation and sustainable forest & natural resource management approaches in national policies	0	-	0
BTFC	MINISTRY OF AGRICULTURE & FORESTS	DEPARTMENT OF FOREST AND PARK SERVICES	4090	Community Based Development in Dungmang Tshachu	-0.22	-	-0.22
BTFC	MINISTRY OF AGRICULTURE & FORESTS	DEPARTMENT OF FOREST AND PARK SERVICES	2922	Integrating Payment for Environmental Services (PES) and REDD+ in Bhutan	-0.707	-	-0.707
BTFC	MINISTRY OF AGRICULTURE & FORESTS	DEPARTMENT OF FOREST AND PARK SERVICES	2987	Improve Management Efficiency of Bumdeling Wildlife Sanctuary through Integrated & Participatory Approach	-0.026	-	-0.026

DONOR	ADMINISTRATIVE UNIT	SPENDING AGENCY/ DEPARTMENT	FI CODE	PROJECT NAME	CASH	KIND	TOTAL
BTFC	MINISTRY OF AGRICULTURE & FORESTS	DEPARTMENT OF FOREST AND PARK SERVICES	2988	Enhance Efficiency and Initiate Sustainability of Wangchuk Centennial Park	-0.005	-	-0.005
BTFC	MINISTRY OF AGRICULTURE & FORESTS	DEPARTMENT OF FOREST AND PARK SERVICES	4006	Enhance Park Biodiversity database for informed decision making towards park community livelihood, WCP, Bumthang	-0.297	-	-0.297
BTFC	MINISTRY OF AGRICULTURE & FORESTS	DEPARTMENT OF FOREST AND PARK SERVICES	4007	Integrated Community based Eco-Tourism Program in Khoma Gewog, Bumdeling Wildlife Sanctuary, T/Yangtse	-0.001	-	-0.001
BTFC	MINISTRY OF AGRICULTURE & FORESTS	DEPARTMENT OF FOREST AND PARK SERVICES	4031	Establishment of a knowledge base for invertebrates in Bhutan	-0.179	-	-0.179
BTFC	MINISTRY OF AGRICULTURE & FORESTS	DEPARTMENT OF FOREST AND PARK SERVICES	2884	National Forest Inventory (NF) Data Collection from the Western Region	-0.506	-	-0.506
BTFC	MINISTRY OF AGRICULTURE & FORESTS	DEPARTMENT OF FOREST AND PARK SERVICES	2887	Bhutan's national animal Takin migration	-0.012	-	-0.012
BTFC	MINISTRY OF AGRICULTURE & FORESTS	DEPARTMENT OF FOREST AND PARK SERVICES	2905	Conservation of Native Tree Species through Nursery Development at Samtenling Palace Area	-0.973	-	-0.973
BTFC	MINISTRY OF AGRICULTURE & FORESTS	DEPARTMENT OF FOREST AND PARK SERVICES	2912	Examine the dietary pattern of Asiatic elephants in co-relation to crop raiding in the sub-tropical regions of Bhutan	-0.268	-	-0.268
BTFC	SHABA GEWOG, PARO	HEALTH	4559	Rehabilitation of Degraded Watershed and Improvement of Water Supply for Euthok Gonpa and Dra Karpo, Paro	0.77	-	0.77
BTFC	JIGMEDCHEOLING GEWOG, SARPANG	FORESTRY	4046	Integrated Water Resources Management in Khatley & Khamae Chewogs under Jigmecholing Gewog, Sarpang Dzongkhag	-0.012	-	-0.012
BTFC	DZONGKHAG ADMINISTRATION, SAMDRUP JONGKHAR	FORESTRY	4089	Improve Rural Livelihood from NWFP in Phulema	-0.353	-	-0.353
BTFC TOTAL					84.809	-	84.809
CDC, USA	MINISTRY OF HEALTH	SECRETARIAT	2946	Avian and pandemic influenza preparedness and response	3.817	-	3.817
CDC, USA	MINISTRY OF HEALTH	DEPARTMENT OF PUBLIC HEALTH	2946	Avian and pandemic influenza preparedness and response	5.435	-	5.435
CDC, USA TOTAL					9.252	-	9.252

DONOR	ADMINISTRATIVE UNIT	SPENDING AGENCY/ DEPARTMENT	FI CODE	PROJECT NAME	CASH	KIND	TOTAL
CU:USA	MINISTRY OF AGRICULTURE & FORESTS	DEPARTMENT OF AGRICULTURE	2236	Development Broad Program of Tree - Ring Research Capacity Building in Bhutan	0.253	-	0.253
			CU:USA TOTAL		0.253	-	0.253
DANIDA	ELECTION COMMISSION OF BHUTAN	SECRETARIAT	4041	Bhutan Democracy Dialogue (BDD)	8.341	-	8.341
DANIDA	MINISTRY OF WORKS & HUMAN SETTLEMENT	SECRETARIAT	2941	Capacity Development Support under Local Governance Sustainable Development Programme (LGSDP, DLG)	2.717	-	2.717
			DANIDA TOTAL		11.058	-	11.058
Dante:JK	MINISTRY OF INFORMATION & COMMUNICATIONS	DEPARTMENT OF INFORMATION TECHNOLOGY & TELECOM	2532	Advanced Network Technology to Europe	2.003	-	2.003
			Dante:JK TOTAL		2.003	-	2.003
Darwin	MINISTRY OF AGRICULTURE & FORESTS	DEPARTMENT OF LIVESTOCK	4545	Sustainable Rangeland Management to protect Red Pandas and Herder Livelihoods	7.015	-	7.015
			Darwin TOTAL		7.015	-	7.015
EIF	MINISTRY OF ECONOMIC AFFAIRS	DEPARTMENT OF TRADE	4590	Tier 2: E-Infrastructure for Trade and Services Development (E4T)	68.535	-	68.535
			EIF TOTAL		68.535	-	68.535
EIS	MINISTRY OF ECONOMIC AFFAIRS	SECRETARIAT	2595	Enhance integrated Framework	12.842	-	12.842
EIS	MINISTRY OF ECONOMIC AFFAIRS	DEPARTMENT OF TRADE	2595	Enhance integrated Framework	13.487	-	13.487
			EIS TOTAL		26.329	-	26.329
EU	MINISTRY OF HOME & CULTURAL AFFAIRS	DEPARTMENT OF LOCAL GOVERNANCE	4598	Capacity Development for Local Governmet and Fiscal Decentralization in Bhutan	439.706	-	439.706
EU	MINISTRY OF AGRICULTURE & FORESTS	DEPARTMENT OF AGRICULTURE	4599	Rural Development and Climate Change Response Programme	471.26	-	471.26
EU	NORGAYGANG (BARA) GEWOG, SAMTSE	FORESTRY	4598	Capacity Development for Local Governmet and Fiscal Decentralization in Bhutan	0.155	-	0.155
EU	DENCHUKHA GEWOG, SAMTSE	LIVESTOCK	4598	Capacity Development for Local Governmet and Fiscal Decentralization in Bhutan	0.3	-	0.3

DONOR	ADMINISTRATIVE UNIT	SPENDING AGENCY/ DEPARTMENT	FI CODE	PROJECT NAME	CASH	KIND	TOTAL
EU	DUMTEOD GEWOG, SAMTSE	FORESTRY	4598	Capacity Development for Local Governmnet and Fiscal Decentralization in Bhutan	0.3	-	0.3
EU	DAGA GEWOG, WANGDUE PHODRANG	AGRICULTURE	4598	Capacity Development for Local Governmnet and Fiscal Decentralization in Bhutan	0.5	-	0.5
EU	NAHI GEWOG, WANGDUE PHODRANG	AGRICULTURE	4598	Capacity Development for Local Governmnet and Fiscal Decentralization in Bhutan	0.6	-	0.6
EU	PHANGYUEL GEWOG, WANGDUE PHODRANG	RELIGION AND CULTURE	4598	Capacity Development for Local Governmnet and Fiscal Decentralization in Bhutan	0.51	-	0.51
EU	PHANGYUEL GEWOG, WANGDUE PHODRANG	AGRICULTURE	4598	Capacity Development for Local Governmnet and Fiscal Decentralization in Bhutan	0.1	-	0.1
EU	PHOBI GEWOG, WANGDUE PHODRANG	AGRICULTURE	4598	Capacity Development for Local Governmnet and Fiscal Decentralization in Bhutan	0.35	-	0.35
EU	ATHANG GEWOG, WANGDUE PHODRANG	HEALTH	4598	Capacity Development for Local Governmnet and Fiscal Decentralization in Bhutan	0.4	-	0.4
EU	BARDO GEWOG, ZHEMGANG	AGRICULTURE	4598	Capacity Development for Local Governmnet and Fiscal Decentralization in Bhutan	0.3	-	0.3
EU	BJOKA GEWOG, ZHEMGANG	AGRICULTURE	4598	Capacity Development for Local Governmnet and Fiscal Decentralization in Bhutan	0.2	-	0.2
EU	NANGKOR GEWOG, ZHEMGANG	AGRICULTURE	4598	Capacity Development for Local Governmnet and Fiscal Decentralization in Bhutan	0.255	-	0.255
EU	NGANGLA GEWOG, ZHEMGANG	AGRICULTURE	4598	Capacity Development for Local Governmnet and Fiscal Decentralization in Bhutan	0.3	-	0.3
EU	PHANGKHAR GEWOG, ZHEMGANG	FORESTRY	4598	Capacity Development for Local Governmnet and Fiscal Decentralization in Bhutan	0.3	-	0.3
EU	GANGZUR GEWOG, LHUENTSE	AGRICULTURE	4598	Capacity Development for Local Governmnet and Fiscal Decentralization in Bhutan	0.3	-	0.3
EU	JAREY GEWOG, LHUENTSE	AGRICULTURE	4598	Capacity Development for Local Governmnet and Fiscal Decentralization in Bhutan	0.3	-	0.3
EU	BALAM GEWOG, MONGAR		4598	Capacity Development for Local Governmnet and Fiscal Decentralization in Bhutan	0.357	-	0.357
EU	JURMEY GEWOG, MONGAR	AGRICULTURE	4598	Capacity Development for Local Governmnet and Fiscal Decentralization in Bhutan	0.258	-	0.258

DONOR	ADMINISTRATIVE UNIT	SPENDING AGENCY/ DEPARTMENT	FI CODE	PROJECT NAME	CASH	KIND	TOTAL
EU	KENGGHAR GEWOG, MONGAR	AGRICULTURE	4598	Capacity Development for Local Government and Fiscal Decentralization in Bhutan	0.327	-	0.327
EU	CHONGSHING GEWOG, PEMA GATSHEL	FORESTRY	4598	Capacity Development for Local Government and Fiscal Decentralization in Bhutan	0.3	-	0.3
EU	KHAR GEWOG, PEMA GATSHEL	LIVESTOCK	4598	Capacity Development for Local Government and Fiscal Decentralization in Bhutan	0.3	-	0.3
EU	LAURI GEWOG, SAMDRUP JONGKHAR	AGRICULTURE	4598	Capacity Development for Local Government and Fiscal Decentralization in Bhutan	0.3	-	0.3
EU	SAMRANG GEWOG, SAMDRUP JONGKHAR	CIVIL	4598	Capacity Development for Local Government and Fiscal Decentralization in Bhutan	0.12	-	0.12
EU	SAMRANG GEWOG, SAMDRUP JONGKHAR	FORESTRY	4598	Capacity Development for Local Government and Fiscal Decentralization in Bhutan	0.145	-	0.145
EU	BUMDELING GEWOG, TRASHI YANGTSE	RELIGION AND CULTURE	4598	Capacity Development for Local Government and Fiscal Decentralization in Bhutan	0.5	-	0.5
EU	JAMKHAR GEWOG, TRASHI YANGTSE	AGRICULTURE	4598	Capacity Development for Local Government and Fiscal Decentralization in Bhutan	0.45	-	0.45
EU	KHAMDANG GEWOG, TRASHI YANGTSE	AGRICULTURE	4598	Capacity Development for Local Government and Fiscal Decentralization in Bhutan	0.325	-	0.325
EU	RAMJAR GEWOG, TRASHI YANGTSE	AGRICULTURE	4598	Capacity Development for Local Government and Fiscal Decentralization in Bhutan	0.3	-	0.3
EU	TEODTSHO GEWOG, TRASHI YANGTSE	AGRICULTURE	4598	Capacity Development for Local Government and Fiscal Decentralization in Bhutan	0.37	-	0.37
EU	TONGMIZHANGTSHA GEWOG, TRASHI YANGTSE	AGRICULTURE	4598	Capacity Development for Local Government and Fiscal Decentralization in Bhutan	0.4	-	0.4
EU	YALANG GEWOG, TRASHI YANGTSE	AGRICULTURE	4598	Capacity Development for Local Government and Fiscal Decentralization in Bhutan	0.4	-	0.4
EU	YANGTSE GEWOG, TRASHI YANGTSE	AGRICULTURE	4598	Capacity Development for Local Government and Fiscal Decentralization in Bhutan	0.4	-	0.4
EU TOTAL					921.388	-	921.388
FAO	MINISTRY OF AGRICULTURE & FORESTS	SECRETARIAT	4593	Formulation of the 12FYP for the Renewable Natural Resources (RNR) sector	2.053	-	2.053

DONOR	ADMINISTRATIVE UNIT	SPENDING AGENCY/ DEPARTMENT	FI CODE	PROJECT NAME	CASH	KIND	TOTAL
FAO	MINISTRY OF AGRICULTURE & FORESTS	SECRETARIAT	4037	Capacity Development for Policy Impact Studies	0.642	-	0.642
FAO	MINISTRY OF AGRICULTURE & FORESTS	DEPARTMENT OF AGRICULTURE	4150	Biodiverse and Nutritious Potato Improvement across Peru, Nepal and Bhutan	1.121	-	1.121
FAO	MINISTRY OF AGRICULTURE & FORESTS	DEPARTMENT OF AGRICULTURE	4497	Strategic Plan for RNR Statistics (SP-RNRS)	0.308	-	0.308
FAO	MINISTRY OF AGRICULTURE & FORESTS	DEPARTMENT OF AGRICULTURE	4519	Improving rice productivity in Bhutan to enhance rice self- sufficiency	2.999	-	2.999
FAO	MINISTRY OF AGRICULTURE & FORESTS	DEPARTMENT OF AGRICULTURE	4520	Strengthening Management of Maize Storage (SMMS)	1.921	-	1.921
FAO	MINISTRY OF AGRICULTURE & FORESTS	DEPARTMENT OF AGRICULTURE	4592	Initial TA Support to planning of technically sound Renewable Natural Resources (RNR) Census in Bhutan	0.262	-	0.262
FAO	MINISTRY OF AGRICULTURE & FORESTS	DEPARTMENT OF AGRICULTURE	4639	Support development of joint project proposal on Sustainable Intensification of Rice-based Cropping System	1.505	-	1.505
FAO	MINISTRY OF AGRICULTURE & FORESTS	DEPARTMENT OF FOREST AND PARK SERVICES	4594	Strengthening capacity to plan and implement climate-smart activities focusing Integrated Watershed Management	1.379	-	1.379
FAO TOTAL					12.19	-	12.19
FDBL	MINISTRY OF EDUCATION	SECRETARIAT	4578	The expansion of infrastructural facilities for Lingzhi Primary School (Phase I & II)	5.676	-	5.676
FDBL TOTAL					5.676	-	5.676
GEF-UNDP	GROSS NATIONAL HAPPINESS COMMISSION	SECRETARIAT	4620	Enhancing Sustainability and Climate Resilience of Forest and Agriculture Landscape and Community Livelihoods in Bhutan	10.528	-	10.528
GEF-UNDP	MINISTRY OF AGRICULTURE & FORESTS	DEPARTMENT OF AGRICULTURE	4620	Enhancing Sustainability and Climate Resilience of Forest and Agriculture Landscape and Community Livelihoods in Bhutan	89.026	-	89.026
GEF-UNDP	MINISTRY OF AGRICULTURE & FORESTS	DEPARTMENT OF LIVESTOCK	4620	Enhancing Sustainability and Climate Resilience of Forest and Agriculture Landscape and Community Livelihoods in Bhutan	10.223	-	10.223
GEF-UNDP	MINISTRY OF AGRICULTURE & FORESTS	DEPARTMENT OF FOREST AND PARK SERVICES	4620	Enhancing Sustainability and Climate Resilience of Forest and Agriculture Landscape and Community Livelihoods in Bhutan	22.504	-	22.504
GEF-UNDP	MINISTRY OF AGRICULTURE & FORESTS	DEPARTMENT OF AGRICULTURE MARKETING AND COOPERATIVES	4620	Enhancing Sustainability and Climate Resilience of Forest and Agriculture Landscape and Community Livelihoods in Bhutan	3.5	-	3.5

DONOR	ADMINISTRATIVE UNIT	SPENDING AGENCY/ DEPARTMENT	FI CODE	PROJECT NAME	CASH	KIND	TOTAL
GEF-UNDP	MINISTRY OF WORKS & HUMAN SETTLEMENT	SECRETARIAT	4620	Enhancing Sustainability and Climate Resilience of Forest and Agriculture Landscape and Community Livelihoods in Bhutan	3,893	-	3,893
GEF-UNDP	MINISTRY OF WORKS & HUMAN SETTLEMENT	DEPARTMENT OF ROADS	4620	Enhancing Sustainability and Climate Resilience of Forest and Agriculture Landscape and Community Livelihoods in Bhutan	1,496	-	1,496
GEF-UNDP TOTAL							
GFATM	MINISTRY OF HEALTH	SECRETARIAT	4099	Acceleration towards achieving Zero Indigenous Malaria in Bhutan	13,859	-	13,859
GFATM	MINISTRY OF HEALTH	SECRETARIAT	4103	Preventing HIV/AIDS and strengthening treatment of PLHIV	16,829	-	16,829
GFATM	MINISTRY OF HEALTH	SECRETARIAT	2574	CCM/PCM Secretariat Funding for Bhutan	3,208	-	3,208
GFATM	MINISTRY OF HEALTH	SECRETARIAT	4098	To reduce TB and MDR-TB burden in Bhutan	17,635	-	17,635
GFATM	MINISTRY OF HEALTH	DEPARTMENT OF MEDICAL SERVICES	4103	Preventing HIV/AIDS and strengthening treatment of PLHIV	23,598	-	23,598
GFATM	MINISTRY OF HEALTH	DEPARTMENT OF MEDICAL SERVICES	4099	Acceleration towards achieving Zero Indigenous Malaria in Bhutan	2,242	-	2,242
GFATM	MINISTRY OF HEALTH	DEPARTMENT OF PUBLIC HEALTH	4099	Acceleration towards achieving Zero Indigenous Malaria in Bhutan	1,08	-	1,08
GFATM	MINISTRY OF HEALTH	DEPARTMENT OF PUBLIC HEALTH	4098	To reduce TB and MDR-TB burden in Bhutan	1,842	-	1,842
GFATM	MINISTRY OF HEALTH	DEPARTMENT OF PUBLIC HEALTH	2166	Strengthening Quality TB Control in Bhutan	-2,751	-	-2,751
GFATM	MINISTRY OF HEALTH	DEPARTMENT OF PUBLIC HEALTH	2342	Strengthening Malaria Prevention and Control in Bhutan	-1,08	-	-1,08
GFATM TOTAL							
GOI	COUNCIL FOR RELIGIOUS AFFAIRS	SECRETARIAT	2274	Expansion of Tango Buddhist College	65	-	65
GOI	COUNCIL FOR RELIGIOUS AFFAIRS	SECRETARIAT	2275	Construction of Anim Sherda (Nunnery), Mongar	30	-	30
GOI	ROYAL AUDIT AUTHORITY	SECRETARIAT	2276	Strengthening Royal Audit Authority	60	-	60
GOI	ROYAL UNIVERSITY OF BHUTAN	SECRETARIAT	1779	Sherubse College Lectures - Colombo Plan (8th Plan Spillover)	17,297	-	17,297

DONOR	ADMINISTRATIVE UNIT	SPENDING AGENCY/ DEPARTMENT	FI CODE	PROJECT NAME	CASH	KIND	TOTAL
GOI	NATIONAL CENTER FOR HYDROLOGY AND METEOROLOGY	SECRETARIAT	0212	Hydrometeorological Services for GOI	36.934	-	36.934
GOI	MINISTRY OF ECONOMIC AFFAIRS	DEPARTMENT OF HYDRO-MET SERVICES	0212	Hydrometeorological Services for GOI	6.803	-	6.803
GOI	MINISTRY OF WORKS & HUMAN SETTLEMENT	DEPARTMENT OF ROADS	2585	Construction of Tinglubi-Prailing Road	25	-	25
GOI	MINISTRY OF WORKS & HUMAN SETTLEMENT	DEPARTMENT OF ROADS	2257	Gyelposhing - Nanglam Road	16.36	-	16.36
GOI	MINISTRY OF WORKS & HUMAN SETTLEMENT	DEPARTMENT OF ROADS	2258	Gomphu-Panbang Road	36.955	-	36.955
GOI	MINISTRY OF WORKS & HUMAN SETTLEMENT	DEPARTMENT OF ROADS	2261	Construction of Mamnung -Digala Road	112.823	-	112.823
GOI	MINISTRY OF WORKS & HUMAN SETTLEMENT	DEPARTMENT OF ROADS	2262	Widening Gelephu - Trongsa Highway	-14	-	-14
GOI	MINISTRY OF INFORMATION & COMMUNICATIONS	DEPARTMENT OF AIR TRANSPORT	2270	Enhancement of Emergency Response Capability/Expansion of Paro Airport	347.28	-	347.28
GOI	MINISTRY OF HEALTH	DEPARTMENT OF MEDICAL SUPPLY AND HEALTH INFRASTRUCTURE	2248	Construction of Gelephu Regional Referral Hospital (150 beds)	322.709	-	322.709
GOI	MINISTRY OF EDUCATION	SECRETARIAT	1779	Sherubtse College Lectures - Colombo Plan (8th Plan Spillover)	-1.835	-	-1.835
GOI	MINISTRY OF LABOUR & HUMAN RESOURCES	DEPARTMENT OF EMPLOYMENT AND HUMAN RESOURCES	2253	Human Resource Development (Vocational Education)	186	-	186
				GOI TOTAL	1,247.33	-	1,247.33
GOI10FYP	MINISTRY OF FINANCE	DEPARTMENT OF PUBLIC ACCOUNTS	2361	Programme Grant (GOI 10th Plan)	1,700.00	-	1,700.00
GOI10FYP	MINISTRY OF WORKS & HUMAN SETTLEMENT	DEPARTMENT OF ROADS	2797	Construction of Rafee-Khosla Bypass Road	57.497	-	57.497
				GOI10FYP	1,757.50	-	1,757.50
GOI11FYP	COUNCIL FOR RELIGIOUS AFFAIRS	SECRETARIAT	3064	Construction of New Zirim Lobdra at Samtse	46.44	-	46.44

DONOR	ADMINISTRATIVE UNIT	SPENDING AGENCY/ DEPARTMENT	FI CODE	PROJECT NAME	CASH	KIND	TOTAL
GO11FYFYP	COUNCIL FOR RELIGIOUS AFFAIRS	SECRETARIAT	3065	Construction of New Zhiim Lobdra at Sarpang	43.44	-	43.44
GO11FYFYP	COUNCIL FOR RELIGIOUS AFFAIRS	SECRETARIAT	4646	Equipment and Infrastructure (SDP II)	3	-	3
GO11FYFYP	ROYAL CIVIL SERVICE COMMISSION		4029	Professionalising the Civil Service	115.55	-	115.55
GO11FYFYP	ANTI-CORRUPTION COMMISSION	SECRETARIAT	4645	Capacity Development (SDP II)	3.25	-	3.25
GO11FYFYP	CABINET SECRETARIAT	SECRETARIAT	4051	Automate G2C And G2B	20.88	-	20.88
GO11FYFYP	CABINET SECRETARIAT	SECRETARIAT	3067	Governance Performance Management System	26.5	-	26.5
GO11FYFYP	OFFICE OF THE ATTORNEY GENERAL	SECRETARIAT	4646	Equipment and Infrastructure (SDP II)	2.5	-	2.5
GO11FYFYP	BHUTAN OLYMPIC COMMITTEE	SECRETARIAT	3063	Development of Sports Infrastructure	143.936	-	143.936
GO11FYFYP	NATIONAL LAND COMMISSION	SECRETARIAT	4646	Equipment and Infrastructure (SDP II)	4.2	-	4.2
GO11FYFYP	GROSS NATIONAL HAPPINESS COMMISSION	SECRETARIAT	4645	Capacity Development (SDP II)	3	-	3
GO11FYFYP	GROSS NATIONAL HAPPINESS COMMISSION	SECRETARIAT	3069	Strengthening of GoI Project Management	49.496	-	49.496
GO11FYFYP	ROYAL UNIVERSITY OF BHUTAN	SECRETARIAT	3045	Development of Infrastructure and Teaching, Institute of Language and Cultural Studies, Takse, Trongsa	45.23	-	45.23
GO11FYFYP	ROYAL UNIVERSITY OF BHUTAN	SECRETARIAT	3046	Development of Infrastructure and Teaching, College Natural Resources	88.49	-	88.49
GO11FYFYP	ROYAL UNIVERSITY OF BHUTAN	SECRETARIAT	3047	Development of Infrastructure and Teaching, JNP	59.71	-	59.71
GO11FYFYP	ROYAL UNIVERSITY OF BHUTAN	SECRETARIAT	2951	Development of Infrastructure and Teaching, GCBS	4.836	-	4.836
GO11FYFYP	ROYAL UNIVERSITY OF BHUTAN	SECRETARIAT	2955	Enhancement of Research, Learning and Training Resources	5.34	-	5.34
GO11FYFYP	THROMDEYS	SECRETARIAT	4036	GOI SDP Batch II	-2.276	-	-2.276

DONOR	ADMINISTRATIVE UNIT	SPENDING AGENCY/ DEPARTMENT	FI CODE	PROJECT NAME	CASH	KIND	TOTAL
GO11FYF	THROMDEYS	THIMPHU THROMDE	4036	GOI SDP Batch II	-69,421	-	-69,421
GO11FYF	THROMDEYS	THIMPHU THROMDE	4481	Construction of three numbers vegetable shed within Thromde	11.88	-	11.88
GO11FYF	THROMDEYS	THIMPHU THROMDE	4477	Constnution of roads (270M long and 12M wide) along with 20Meter span double lane bridge	20.4	-	20.4
GO11FYF	THROMDEYS	THIMPHU THROMDE	4479	Installation of new Street lights within City	16.8	-	16.8
GO11FYF	THROMDEYS	THIMPHU THROMDE	4480	Development of new landfill site for Thimphu Thromde	30	-	30
GO11FYF	THROMDEYS	THIMPHU THROMDE	4646	Equipment and Infrastructure (SDP II)	2.5	-	2.5
GO11FYF	THROMDEYS	THIMPHU THROMDE	4474	Constnuction of integrated vegetable market complex at Phuntsholing Lower market	30	-	30
GO11FYF	THROMDEYS	THIMPHU THROMDE	4475	Construction of Outer Ring-road connecting Changzamitog and Changbangdu	30	-	30
GO11FYF	THROMDEYS	PHUENTSHOLING THROMDE	4014	Phuensholing MSS, Chhukha	2.675	-	2.675
GO11FYF	THROMDEYS	GELEPHU THROMDE	4472	Construction of Drain & Footpath in LAP-I at Jampeling under Sonamgatshel Demkhong	30	-	30
GO11FYF	JIGME SINGYE WANGCHUCK SCHOOL OF LAW	NA	3059	Construction of Royal Institute of Law	345.55	-	345.55
GO11FYF	MINISTRY OF HOME & CULTURAL AFFAIRS	SECRETARIAT	4645	Capacity Development (SDP II)	2.31	-	2.31
GO11FYF	MINISTRY OF HOME & CULTURAL AFFAIRS	ROYAL BHUTAN POLICE	2962	Infrastructure Development of Fire Service Division	24.44	-	24.44
GO11FYF	MINISTRY OF HOME & CULTURAL AFFAIRS	DEPARTMENT OF CULTURE	2967	Conservation of Tashigang Dzong	104.4	-	104.4
GO11FYF	MINISTRY OF HOME & CULTURAL AFFAIRS	DEPARTMENT OF CULTURE	2968	Reconstruction of Paro Ta Dzong	9.8	-	9.8
GO11FYF	MINISTRY OF HOME & CULTURAL AFFAIRS	DEPARTMENT OF CULTURE	2969	Conservation of Phajoding Lhakhang	60	-	60
GO11FYF	MINISTRY OF HOME & CULTURAL AFFAIRS	DEPARTMENT OF CULTURE	2970	Conservation of Gasu Dzong	35	-	35
GO11FYF	MINISTRY OF HOME & CULTURAL AFFAIRS	DEPARTMENT OF CULTURE	4531	Research & Documentation of Life and Spiritual Legacy of Guru Rinpoche in Bhutan	6.895	-	6.895

DONOR	ADMINISTRATIVE UNIT	SPENDING AGENCY/ DEPARTMENT	FI CODE	PROJECT NAME	CASH	KIND	TOTAL
GO11FYP	MINISTRY OF FINANCE	DEPARTMENT OF REVENUE & CUSTOMS	4645	Capacity Development (SDP II)	0.85	-	0.85
GO11FYP	MINISTRY OF FINANCE	DEPARTMENT OF NATIONAL PROPERTY	4645	Capacity Development (SDP II)	5.81	-	5.81
GO11FYP	MINISTRY OF FINANCE	DEPARTMENT OF PUBLIC ACCOUNTS	4645	Capacity Development (SDP II)	1.5	-	1.5
GO11FYP	MINISTRY OF FINANCE	DEPARTMENT OF PUBLIC ACCOUNTS	4527	Construction of Internal Roads within Samdrup Jongkhar Thromde	34.965	-	34.965
GO11FYP	MINISTRY OF FINANCE	DEPARTMENT OF PUBLIC ACCOUNTS	4528	Construction of Pedestrian Footpath in Upper and Lower Market	5.798	-	5.798
GO11FYP	MINISTRY OF FINANCE	DEPARTMENT OF PUBLIC ACCOUNTS	4529	Construction of Flood Protection Walls along Dungsam Chhu	34.881	-	34.881
GO11FYP	MINISTRY OF FINANCE	DEPARTMENT OF PUBLIC ACCOUNTS	4480	Development of new landfill site for Thimphu Thromde	5	-	5
GO11FYP	MINISTRY OF FINANCE	DEPARTMENT OF PUBLIC ACCOUNTS	4479	Installation of new Street lights within City	2.8	-	2.8
GO11FYP	MINISTRY OF FINANCE	DEPARTMENT OF PUBLIC ACCOUNTS	4477	Construction of roads (270M long and 12M wide) along with 20Meter span double lane bridge	3.4	-	3.4
GO11FYP	MINISTRY OF FINANCE	DEPARTMENT OF PUBLIC ACCOUNTS	4478	Construction of sewer line networks for Upper Taba and Upper Lanjuphakha and adjoining areas	24.85	-	24.85
GO11FYP	MINISTRY OF FINANCE	DEPARTMENT OF PUBLIC ACCOUNTS	4481	Construction of three numbers vegetable shed within Thromde	1.98	-	1.98
GO11FYP	MINISTRY OF FINANCE	DEPARTMENT OF PUBLIC ACCOUNTS	4646	Equipment and Infrastructure (SDP II)	11.2	-	11.2
GO11FYP	MINISTRY OF FINANCE	DEPARTMENT OF PUBLIC ACCOUNTS	4472	Construction of Drain & Footpath in LAP-I at Jampeling under Sonangatshel Demkhong	5	-	5
GO11FYP	MINISTRY OF FINANCE	DEPARTMENT OF PUBLIC ACCOUNTS	4473	Construction of integrated vegetable market complex at Phuntsholing Lower market	35	-	35
GO11FYP	MINISTRY OF FINANCE	DEPARTMENT OF PUBLIC ACCOUNTS	4475	Construction of Outer Ring-road connecting Changzamtog and Changangdu	5	-	5
GO11FYP	MINISTRY OF FINANCE	DEPARTMENT OF PUBLIC ACCOUNTS	4476	Augmentation of South Thimphu Thromde water supply distribution system.	23.1	-	23.1

DONOR	ADMINISTRATIVE UNIT	SPENDING AGENCY/ DEPARTMENT	FI CODE	PROJECT NAME	CASH	KIND	TOTAL
GO11FYP	MINISTRY OF FINANCE	DEPARTMENT OF PUBLIC ACCOUNTS	4474	Construction of integrated vegetable market complex at Phuntsholing Lower market	5	-	5
GO11FYP	MINISTRY OF FINANCE	DEPARTMENT OF PUBLIC ACCOUNTS	4331	Construction of Taba-Pamisho RCC Double Lane Bridge between Taba and Pamtisho	4	-	4
GO11FYP	MINISTRY OF FINANCE	DEPARTMENT OF PUBLIC ACCOUNTS	4333	Development of Sewerage System for Motithang, Changangkha, Yengchenphu and Lungtenzampa areas	4.4	-	4.4
GO11FYP	MINISTRY OF FINANCE	DEPARTMENT OF PUBLIC ACCOUNTS	4334	Construction of Sewerage Network in LAP-II	5	-	5
GO11FYP	MINISTRY OF FINANCE	DEPARTMENT OF PUBLIC ACCOUNTS	4335	Construction of Sewerage Network and Road Network in LAP-III	5	-	5
GO11FYP	MINISTRY OF FINANCE	DEPARTMENT OF PUBLIC ACCOUNTS	4337	Solid Waste Management for Samdrupjongkhar Thromde	0.21	-	0.21
GO11FYP	MINISTRY OF FINANCE	DEPARTMENT OF PUBLIC ACCOUNTS	4338	Construction of Pedestrian Foot Path for Samdrup Jongkhar Thromde	0.384	-	0.384
GO11FYP	MINISTRY OF FINANCE	DEPARTMENT OF PUBLIC ACCOUNTS	4340	Construction of permanent structures for Peking Loop Road	5	-	5
GO11FYP	MINISTRY OF FINANCE	DEPARTMENT OF PUBLIC ACCOUNTS	2976	Royal Institute of Governance and Strategic Studies	340	-	340
GO11FYP	MINISTRY OF AGRICULTURE & FORESTS	NA	3056	Upscale Brown Swiss Dairy Production Farm and Establishment of a Goat production Farm	31	-	31
GO11FYP	MINISTRY OF AGRICULTURE & FORESTS	SECRETARIAT	4645	Capacity Development (SDP II)	0.6	-	0.6
GO11FYP	MINISTRY OF AGRICULTURE & FORESTS	DEPARTMENT OF AGRICULTURE	3057	Cereal and Vegetable Oil Seed Crop Intensification Project	26.906	-	26.906
GO11FYP	MINISTRY OF AGRICULTURE & FORESTS	DEPARTMENT OF AGRICULTURE	2963	Improvement of Irrigation Infrastructure and Arable Land Development	153.974	-	153.974
GO11FYP	MINISTRY OF AGRICULTURE & FORESTS	DEPARTMENT OF LIVESTOCK	2965	Livestock Support Project	78	-	78
GO11FYP	MINISTRY OF AGRICULTURE & FORESTS	BHUTAN AGRICULTURE & FOOD REGULATORY AUTHORITY	3099	Strengthening of Bio-security System in Bhutan	20.3	-	20.3
GO11FYP	MINISTRY OF ECONOMIC AFFAIRS	DEPARTMENT OF TRADE	3054	Re-Location of POL Depot at Thingshipangkha	242.53	-	242.53

DONOR	ADMINISTRATIVE UNIT	SPENDING AGENCY/ DEPARTMENT	FI CODE	PROJECT NAME	CASH	KIND	TOTAL
GO11FYF	MINISTRY OF ECONOMIC AFFAIRS	DEPARTMENT OF INDUSTRY	3049	Development of Bondeyma Industrial Parks	98.552	-	98.552
GO11FYF	MINISTRY OF ECONOMIC AFFAIRS	DEPARTMENT OF INDUSTRY	3050	Development of Jigmeling Industrial Parks	161.5	-	161.5
GO11FYF	MINISTRY OF ECONOMIC AFFAIRS	DEPARTMENT OF COTTAGE & SMALL INDUSTRIES	3052	Promotion and Development of Cottage and Small Industries	45.95	-	45.95
GO11FYF	MINISTRY OF WORKS & HUMAN SETTLEMENT	SECRETARIAT	4645	Capacity Development (SDP II)	1.36	-	1.36
GO11FYF	MINISTRY OF WORKS & HUMAN SETTLEMENT	DEPARTMENT OF ROADS	4530	Construction of 40 m Approach Road	26.649	-	26.649
GO11FYF	MINISTRY OF WORKS & HUMAN SETTLEMENT	DEPARTMENT OF ROADS	4482	Construction of a New Steel Truss Upper Deck Type Dandung Bridge on Rafee - Khosela bypass road under Trongsa Dzongkhag	35	-	35
GO11FYF	MINISTRY OF WORKS & HUMAN SETTLEMENT	DEPARTMENT OF ROADS	4483	Construction of New Steel Truss Upper Deck Type Yurmu Bridge on Rafee - Khosla bypass road under Trongsa Dzongkhag	35	-	35
GO11FYF	MINISTRY OF WORKS & HUMAN SETTLEMENT	DEPARTMENT OF ROADS	4484	Construction of a New Suspension Bridge on Umling Gewog Center Road under Saarpang Dzongkhag	17.206	-	17.206
GO11FYF	MINISTRY OF WORKS & HUMAN SETTLEMENT	DEPARTMENT OF ROADS	4485	Blacktopping of Drudingkha - Metakha GC road (17.5 Kms) under Metakha Gewog	35	-	35
GO11FYF	MINISTRY OF WORKS & HUMAN SETTLEMENT	DEPARTMENT OF ROADS	4486	Construction of Geling GC Road	32.991	-	32.991
GO11FYF	MINISTRY OF WORKS & HUMAN SETTLEMENT	DEPARTMENT OF ROADS	4487	Construction of Bailey Bridge on Geling GC Road	10.129	-	10.129
GO11FYF	MINISTRY OF WORKS & HUMAN SETTLEMENT	DEPARTMENT OF ROADS	4488	Blacktopping of Road from Goenshari Primay School to Tashithang	29.839	-	29.839
GO11FYF	MINISTRY OF WORKS & HUMAN SETTLEMENT	DEPARTMENT OF ROADS	4489	Blacktopping of Road from Yemina to Phunishogang	26.275	-	26.275
GO11FYF	MINISTRY OF WORKS & HUMAN SETTLEMENT	DEPARTMENT OF ROADS	4490	Construction of bottom arch bridge near RAPA Round About	34.3	-	34.3
GO11FYF	MINISTRY OF WORKS & HUMAN SETTLEMENT	DEPARTMENT OF ROADS	4443	Construction of Motorable Bailey Bridge at Gakiling - Sengye GC Road over Sisty Khola Chhu	30	-	30
GO11FYF	MINISTRY OF WORKS & HUMAN SETTLEMENT	DEPARTMENT OF ROADS	4341	Blacktopping of Toorsa-Pachudara GC road	0.87	-	0.87

DONOR	ADMINISTRATIVE UNIT	SPENDING AGENCY/ DEPARTMENT	FI CODE	PROJECT NAME	CASH	KIND	TOTAL
GO11FYF	MINISTRY OF WORKS & HUMAN SETTLEMENT	DEPARTMENT OF ROADS	4342	Blacktopping of Tseza GC road from Dagana - Tseza	1.45	-	1.45
GO11FYF	MINISTRY OF WORKS & HUMAN SETTLEMENT	DEPARTMENT OF ROADS	4343	Blacktopping of Karmaling GC road from Lhamoizingkha - Karmaling	3.48	-	3.48
GO11FYF	MINISTRY OF WORKS & HUMAN SETTLEMENT	DEPARTMENT OF ROADS	4344	Blacktopping of Gakidling GC road from Khamina-Rangtse	3.77	-	3.77
GO11FYF	MINISTRY OF WORKS & HUMAN SETTLEMENT	DEPARTMENT OF ROADS	4345	Blacktopping of Sangbay GC road from Khamina-Sangbayama	4.06	-	4.06
GO11FYF	MINISTRY OF WORKS & HUMAN SETTLEMENT	DEPARTMENT OF ROADS	4346	Blacktopping of Meiso GC road from Selibi-Gortsum	4.35	-	4.35
GO11FYF	MINISTRY OF WORKS & HUMAN SETTLEMENT	DEPARTMENT OF ROADS	4347	Blacktopping of Minjay GC road from Tangmachu-Minjay	2.349	-	2.349
GO11FYF	MINISTRY OF WORKS & HUMAN SETTLEMENT	DEPARTMENT OF ROADS	4348	Blacktopping of Balam GC road from Kafu-Balam	3.744	-	3.744
GO11FYF	MINISTRY OF WORKS & HUMAN SETTLEMENT	DEPARTMENT OF ROADS	4349	Blacktopping of Chali GC road from Gangola-Chali	2.139	-	2.139
GO11FYF	MINISTRY OF WORKS & HUMAN SETTLEMENT	DEPARTMENT OF ROADS	4350	Blacktopping of Jurmey GC road from Yudiri-Jurmey	4.992	-	4.992
GO11FYF	MINISTRY OF WORKS & HUMAN SETTLEMENT	DEPARTMENT OF ROADS	4351	Blacktopping of Tsakaling GC road from Horong-Tsakaling	3.278	-	3.278
GO11FYF	MINISTRY OF WORKS & HUMAN SETTLEMENT	DEPARTMENT OF ROADS	4352	Blacktopping of Doteng GC road from Shari - Jabji	1.45	-	1.45
GO11FYF	MINISTRY OF WORKS & HUMAN SETTLEMENT	DEPARTMENT OF ROADS	4353	Blacktopping of Chongshing GC road from Denchhi-Mandi	4.205	-	4.205
GO11FYF	MINISTRY OF WORKS & HUMAN SETTLEMENT	DEPARTMENT OF ROADS	4354	Blacktopping of Kabisa GC road from Kabisa-Uesakha	0.89	-	0.89
GO11FYF	MINISTRY OF WORKS & HUMAN SETTLEMENT	DEPARTMENT OF ROADS	4355	Blacktopping of Pemathag GC road from Phuntshothang- Pemathang	2.007	-	2.007
GO11FYF	MINISTRY OF WORKS & HUMAN SETTLEMENT	DEPARTMENT OF ROADS	4356	Blacktopping of Langchenphu GC road from Daifam- Langchenphu	0.486	-	0.486
GO11FYF	MINISTRY OF WORKS & HUMAN SETTLEMENT	DEPARTMENT OF ROADS	4357	Blacktopping of Namgay Chhoeling GC road from Samtse- Laheini	1.3	-	1.3

DONOR	ADMINISTRATIVE UNIT	SPENDING AGENCY/ DEPARTMENT	FI CODE	PROJECT NAME	CASH	KIND	TOTAL
GO11FYP	MINISTRY OF WORKS & HUMAN SETTLEMENT	DEPARTMENT OF ROADS	4358	Blacktopping of Chhuzagang GC Road from Masinkhola - Chhuzagang	2.61	-	2.61
GO11FYP	MINISTRY OF WORKS & HUMAN SETTLEMENT	DEPARTMENT OF ROADS	4359	Blacktopping of Sherzhong GC Road from Aie bridge - Sherzhong	3.366	-	3.366
GO11FYP	MINISTRY OF WORKS & HUMAN SETTLEMENT	DEPARTMENT OF ROADS	4360	Blacktopping of Tareything GC Road from Umling - Tareything	2.03	-	2.03
GO11FYP	MINISTRY OF WORKS & HUMAN SETTLEMENT	DEPARTMENT OF ROADS	4361	Blacktopping of Umling GC Road from Norbuling- Umling	2.61	-	2.61
GO11FYP	MINISTRY OF WORKS & HUMAN SETTLEMENT	DEPARTMENT OF ROADS	4362	Blacktopping of Sengzey GC Road from Gakdiling - Sengzey	2.755	-	2.755
GO11FYP	MINISTRY OF WORKS & HUMAN SETTLEMENT	DEPARTMENT OF ROADS	4363	Blacktopping of Genekha GC road from Wangbema to Genekha	1.45	-	1.45
GO11FYP	MINISTRY OF WORKS & HUMAN SETTLEMENT	DEPARTMENT OF ROADS	4364	Blacktopping of Samkhar GC road from Khabti-Bikhar	2.408	-	2.408
GO11FYP	MINISTRY OF WORKS & HUMAN SETTLEMENT	DEPARTMENT OF ROADS	4365	Blacktopping of Shongphoog GC road from Galing-Changmey	1.276	-	1.276
GO11FYP	MINISTRY OF WORKS & HUMAN SETTLEMENT	DEPARTMENT OF ROADS	4366	Blacktopping of Bomdeiling GC road from Chazam-Dungzam	2.465	-	2.465
GO11FYP	MINISTRY OF WORKS & HUMAN SETTLEMENT	DEPARTMENT OF ROADS	4367	Blacktopping of Jamkhar GC road from Tshertogom-Woongchilo	1.74	-	1.74
GO11FYP	MINISTRY OF WORKS & HUMAN SETTLEMENT	DEPARTMENT OF ROADS	4368	Blacktopping of Yalang GC road from Duksum-Thragom	4.464	-	4.464
GO11FYP	MINISTRY OF WORKS & HUMAN SETTLEMENT	DEPARTMENT OF ROADS	4369	Blacktopping of Nubi GC GC road from Bji zam to Nubi	4.93	-	4.93
GO11FYP	MINISTRY OF WORKS & HUMAN SETTLEMENT	DEPARTMENT OF ROADS	4370	Blacktopping of Barshong GC road from Mendelgang-Barshong	2.751	-	2.751
GO11FYP	MINISTRY OF WORKS & HUMAN SETTLEMENT	DEPARTMENT OF ROADS	4371	Blacktopping of Dunglagang GC road from Phendedrara- Dunglagang	2.993	-	2.993
GO11FYP	MINISTRY OF WORKS & HUMAN SETTLEMENT	DEPARTMENT OF ROADS	4372	Blacktopping of Semjong GC road from Chachey-Bararey	2.123	-	2.123
GO11FYP	MINISTRY OF WORKS & HUMAN SETTLEMENT	DEPARTMENT OF ROADS	4373	Blacktopping of Athang GC road from Dogeyphu-Athang	2.03	-	2.03

DONOR	ADMINISTRATIVE UNIT	SPENDING AGENCY/ DEPARTMENT	FI CODE	PROJECT NAME	CASH	KIND	TOTAL
GO11FYP	MINISTRY OF WORKS & HUMAN SETTLEMENT	DEPARTMENT OF ROADS	4374	Blacktopping of Kazhi GC road from Etoneysa-Simnorbu	2.61	-	2.61
GO11FYP	MINISTRY OF WORKS & HUMAN SETTLEMENT	DEPARTMENT OF ROADS	4375	Blacktopping of Nahi GC road from Aggolo - Nahi	3.252	-	3.252
GO11FYP	MINISTRY OF WORKS & HUMAN SETTLEMENT	DEPARTMENT OF ROADS	4376	Blacktopping of Nyishog GC road from Chazam-Samtengang	2.32	-	2.32
GO11FYP	MINISTRY OF WORKS & HUMAN SETTLEMENT	DEPARTMENT OF ROADS	4377	Blacktopping of Phangyuel GC road from Rakheyzampa- Phunsumdeki	1.16	-	1.16
GO11FYP	MINISTRY OF WORKS & HUMAN SETTLEMENT	DEPARTMENT OF ROADS	4378	Blacktopping of Ruebesa GC road from Dangchu zam to Ruebesa	1.74	-	1.74
GO11FYP	MINISTRY OF WORKS & HUMAN SETTLEMENT	DEPARTMENT OF ROADS	4379	Blacktopping of Goshing GC road from Manungangzam-Goshing	3.48	-	3.48
GO11FYP	MINISTRY OF WORKS & HUMAN SETTLEMENT	DEPARTMENT OF ROADS	4380	Construction of Three Bailey Bridges on Lauri GC Road (Desumri, Woongteyri & Jomiri)	1.926	-	1.926
GO11FYP	MINISTRY OF WORKS & HUMAN SETTLEMENT	DEPARTMENT OF ROADS	4381	Construction of Bailey Bridge on Phongmey GC Road	4.123	-	4.123
GO11FYP	MINISTRY OF WORKS & HUMAN SETTLEMENT	DEPARTMENT OF ROADS	4400	Construction of Bararay Bailey Bridge	8.166	-	8.166
GO11FYP	MINISTRY OF WORKS & HUMAN SETTLEMENT	DEPARTMENT OF ROADS	4402	Construction of farm road from Sombaykha Gewog Centre to Tashigang village	20.5	-	20.5
GO11FYP	MINISTRY OF WORKS & HUMAN SETTLEMENT	DEPARTMENT OF ROADS	4404	Construction of Farm Road from Sombaykha Dungkha to Bebji Village via Mochu village under Sombaykha Gewog	25.5	-	25.5
GO11FYP	MINISTRY OF WORKS & HUMAN SETTLEMENT	DEPARTMENT OF ROADS	4275	Construction of Motorable Bailey bridge at Warongkhola in Pemathang gewog	0.57	-	0.57
GO11FYP	MINISTRY OF WORKS & HUMAN SETTLEMENT	DEPARTMENT OF ROADS	3037	Upgradation of Wangdue-Chuserboo (82 kms)	599.654	-	599.654
GO11FYP	MINISTRY OF WORKS & HUMAN SETTLEMENT	DEPARTMENT OF ROADS	3038	Upgradation of Trongsa-Chuserboo (45 kms)	269.274	-	269.274
GO11FYP	MINISTRY OF WORKS & HUMAN SETTLEMENT	DEPARTMENT OF ROADS	3039	Upgradation of Trongsa-Nangar (55 kms)	667.203	-	667.203

DONOR	ADMINISTRATIVE UNIT	SPENDING AGENCY/ DEPARTMENT	FI CODE	PROJECT NAME	CASH	KIND	TOTAL
GO11FYP	MINISTRY OF WORKS & HUMAN SETTLEMENT	DEPARTMENT OF ROADS	3040	Upgradation of Yadi-Lingmethang (86 kms)	435.541	-	435.541
GO11FYP	MINISTRY OF WORKS & HUMAN SETTLEMENT	DEPARTMENT OF ROADS	3041	Construction of bridge over Pachu	23.509	-	23.509
GO11FYP	MINISTRY OF WORKS & HUMAN SETTLEMENT	DEPARTMENT OF ROADS	3082	Dungmethang-Wabthang (27 km), Burnthang	37.41	-	37.41
GO11FYP	MINISTRY OF WORKS & HUMAN SETTLEMENT	DEPARTMENT OF ROADS	3083	Gedu-Meritsemo (18 km), Chukha	25.942	-	25.942
GO11FYP	MINISTRY OF WORKS & HUMAN SETTLEMENT	DEPARTMENT OF ROADS	3084	Ganglakha-Dungna (47 km), Chukha	67.74	-	67.74
GO11FYP	MINISTRY OF WORKS & HUMAN SETTLEMENT	DEPARTMENT OF ROADS	3085	Gangzur-Dungkar (35 km), Lhuentse	50.44	-	50.44
GO11FYP	MINISTRY OF WORKS & HUMAN SETTLEMENT	DEPARTMENT OF ROADS	3086	Thungdari (Revidrang)-Drametse (18 km), Mongar	25.95	-	25.95
GO11FYP	MINISTRY OF WORKS & HUMAN SETTLEMENT	DEPARTMENT OF ROADS	3087	Zimzorong-Kengkhar (25 km), Mongar	36.03	-	36.03
GO11FYP	MINISTRY OF WORKS & HUMAN SETTLEMENT	DEPARTMENT OF ROADS	3088	Kurung-Decheiling (19 km), Pemagatshel	28.89	-	28.89
GO11FYP	MINISTRY OF WORKS & HUMAN SETTLEMENT	DEPARTMENT OF ROADS	3089	Kherigonpa-Yelichen (35 km), Pemagatshel	50.44	-	50.44
GO11FYP	MINISTRY OF WORKS & HUMAN SETTLEMENT	DEPARTMENT OF ROADS	3090	Gaylongkhar-Serthi (32 km), Samdrupjongkhar	46.12	-	46.12
GO11FYP	MINISTRY OF WORKS & HUMAN SETTLEMENT	DEPARTMENT OF ROADS	3091	Kharungla-Kangpara (42 km), Trashigang	31.061	-	31.061
GO11FYP	MINISTRY OF WORKS & HUMAN SETTLEMENT	DEPARTMENT OF ROADS	3092	Khengthongmani-Udzorong (25 km), Trashigang	59.67	-	59.67
GO11FYP	MINISTRY OF WORKS & HUMAN SETTLEMENT	DEPARTMENT OF ROADS	3093	Chazam-Yangneer (18 km), Trashigang	17.999	-	17.999
GO11FYP	MINISTRY OF WORKS & HUMAN SETTLEMENT	DEPARTMENT OF ROADS	3094	Doksum-Ramjar (19 km), Trashiyangtse	41.17	-	41.17
GO11FYP	MINISTRY OF WORKS & HUMAN SETTLEMENT	DEPARTMENT OF ROADS	3095	Wangdigang-Korphu (30 km), Trongsa	43.24	-	43.24

DONOR	ADMINISTRATIVE UNIT	SPENDING AGENCY/ DEPARTMENT	FI CODE	PROJECT NAME	CASH	KIND	TOTAL
GO11FYF	MINISTRY OF WORKS & HUMAN SETTLEMENT	DEPARTMENT OF ROADS	3096	Tashidingkha-Jangchubcholing (18 km), Wangduephodrang	25.95	-	25.95
GO11FYF	MINISTRY OF WORKS & HUMAN SETTLEMENT	DEPARTMENT OF ROADS	3097	Dakpai-Buli-Nimshong (78 km), Zhengang	112.41	-	112.41
GO11FYF	MINISTRY OF WORKS & HUMAN SETTLEMENT	DEPARTMENT OF ROADS	3098	Urban Water Supply System (other towns)	163.54	-	163.54
GO11FYF	MINISTRY OF WORKS & HUMAN SETTLEMENT	DEPARTMENT OF URBAN DEVELOPMENT & ENGINEERING SERVICES	3043	Urban Infrastructure Development, Nanglam	45.07	-	45.07
GO11FYF	MINISTRY OF WORKS & HUMAN SETTLEMENT	DEPARTMENT OF URBAN DEVELOPMENT & ENGINEERING SERVICES	4443	Construction of Motorable Bailey Bridge at Gakiling - Sengye GC Road over Sisya Khola Chhu	5	-	5
GO11FYF	MINISTRY OF WORKS & HUMAN SETTLEMENT	DEPARTMENT OF ENGINEERING SERVICES	3044	Urban Infrastructure Development, Bumthang	39.49	-	39.49
GO11FYF	MINISTRY OF WORKS & HUMAN SETTLEMENT	DEPARTMENT OF ENGINEERING SERVICES	3042	Urban Infrastructure Development, Kanglung	25	-	25
GO11FYF	MINISTRY OF WORKS & HUMAN SETTLEMENT	DEPARTMENT OF ENGINEERING SERVICES	3098	Urban Water Supply System (other towns)	100.33	-	100.33
GO11FYF	MINISTRY OF INFORMATION & COMMUNICATIONS	DEPARTMENT OF INFORMATION TECHNOLOGY & TELECOM	3060	Government Data Centre	20.3	-	20.3
GO11FYF	MINISTRY OF INFORMATION & COMMUNICATIONS	DEPARTMENT OF INFORMATION TECHNOLOGY & TELECOM	3062	Government Intranet System	163.3	-	163.3
GO11FYF	MINISTRY OF HEALTH	NA	2957	Rehabilitation Centres	45.48	-	45.48
GO11FYF	MINISTRY OF HEALTH	SECRETARIAT	2959	Vector Borne Disease Control Program	16	-	16
GO11FYF	MINISTRY OF HEALTH	DEPARTMENT OF MEDICAL SUPPLY AND HEALTH INFRASTRUCTURE	2956	Tsirang Hospital	59.865	-	59.865
GO11FYF	MINISTRY OF EDUCATION	SECRETARIAT	4027	GOI PTA implemented by SPBD	318.559	-	318.559
GO11FYF	MINISTRY OF EDUCATION	SECRETARIAT	4028	Project Management and Monitoring	8.049	-	8.049

DONOR	ADMINISTRATIVE UNIT	SPENDING AGENCY/ DEPARTMENT	FI CODE	PROJECT NAME	CASH	KIND	TOTAL
GOI11FYP	MINISTRY OF LABOUR & HUMAN RESOURCES	DEPARTMENT OF EMPLOYMENT AND HUMAN RESOURCES	3066	Augmentation of TTI-DeKilling to Power Training Institute	92.48	-	92.48
GOI11FYP	DZONGKHAG ADMINISTRATION, CHHUKHA	EDUCATION	4013	GOI PTA Schools implemented by Chhukha Dzongkhag	55.482	-	55.482
GOI11FYP	DZONGKHAG ADMINISTRATION, CHHUKHA	HEALTH	4214	Construction of 4 units Staff Quarters at Tsimalakha Hospital	0.869	-	0.869
GOI11FYP	DZONGKHAG ADMINISTRATION, CHHUKHA	AGRICULTURE	4206	Constnuction of farm road from Metakha Gewog Center to Pangu	1.67	-	1.67
GOI11FYP	DZONGKHAG ADMINISTRATION, CHHUKHA	AGRICULTURE	4207	Constnuction of farm road from Dungna to Mondokha in Dungna Gewog	4.272	-	4.272
GOI11FYP	DZONGKHAG ADMINISTRATION, CHHUKHA	AGRICULTURE	4213	Constnuction of Market Shed at Tsimalakha in Bjabcho Gewog	0.492	-	0.492
GOI11FYP	SAMPHELING GEWOG, CHHUKHA	AGRICULTURE	4393	Constnuction of Farm Road from Pana C to Ambaratary in Sampsheling Gewog	8.574	-	8.574
GOI11FYP	BONGO GEWOG, CHHUKHA	AGRICULTURE	4211	Constnuction of Permanent structure for Jungley Bongo Phatshuma farm road in Bongo Gewog	1	-	1
GOI11FYP	BONGO GEWOG, CHHUKHA	AGRICULTURE	4209	Constnuction of permanent structure for Gedu Boeri Farm road in Bongo Gewog	0.489	-	0.489
GOI11FYP	GELING GEWOG, CHHUKHA	AGRICULTURE	4390	Constnuction of farm road from Amirgang to Dhap village in Geling Gewog	12.664	-	12.664
GOI11FYP	DARLA GEWOG, CHHUKHA	HEALTH	4208	Constnuction of RWSS at Darla in Darla Gewog	1.577	-	1.577
GOI11FYP	DARLA GEWOG, CHHUKHA	AGRICULTURE	4391	Constnuction of Norgaytoed to Khamedapthang Farm road via Dangreybug & Tapthangubug in Darla Gewog	5.291	-	5.291
GOI11FYP	BJACHHO GEWOG, CHHUKHA	AGRICULTURE	4210	Constnuction of permanent structure for Elosil to Labtshakha (Techna) Farm road in Bjabcho Gewog	0.3	-	0.3
GOI11FYP	PHUENTSHOLING GEWOG, CHHUKHA	AGRICULTURE	4392	Constnuction of farm road from Tashidingkha to Malbasey in Phuntsholing gewog	6.924	-	6.924
GOI11FYP	DZONGKHAG ADMINISTRATION, HAA	EDUCATION	4016	GOI PTA Schools implemented by HAA Dzongkhag	53.419	-	53.419
GOI11FYP	DZONGKHAG ADMINISTRATION, HAA	AGRICULTURE	4230	Constnuction of Farm Road from Relina to Shebji village in Sangbaykha Gewog	1.6	-	1.6

DONOR	ADMINISTRATIVE UNIT	SPENDING AGENCY/ DEPARTMENT	FI CODE	PROJECT NAME	CASH	KIND	TOTAL
GO11FYF	DZONGKHAG ADMINISTRATION, HAA	AGRICULTURE	4231	Construction of Farm Road from Sellila to Sektana village in Gackling Gewog	1.6	-	1.6
GO11FYF	DZONGKHAG ADMINISTRATION, HAA	AGRICULTURE	4232	Construction of Farm Road from Dumtse-Thangdokha/Ngatsena in Gackling Gewog	1.6	-	1.6
GO11FYF	DZONGKHAG ADMINISTRATION, HAA	AGRICULTURE	4402	Construction of farm road from Sombaykha Gewog Centre to Tashigang village	12.5	-	12.5
GO11FYF	DZONGKHAG ADMINISTRATION, HAA	AGRICULTURE	4403	Construction of Farm Road from Putsena to Rangtse village under Gackling Gewog	10.5	-	10.5
GO11FYF	DZONGKHAG ADMINISTRATION, HAA	AGRICULTURE	4646	Equipment and Infrastructure (SDP II)	12.02	-	12.02
GO11FYF	BJI GEWOG, HAA	AGRICULTURE	4406	The Black topping of Talung Farm Road from Chhundu Central School to Talung village under Bjee gewog	1.5	-	1.5
GO11FYF	BJI GEWOG, HAA	URBAN DEVELOPMENT AND ENGINEERING	4406	The Black topping of Talung Farm Road from Chhundu Central School to Talung village under Bjee gewog	9	-	9
GO11FYF	IUSU GEWOG, HAA	URBAN DEVELOPMENT AND ENGINEERING	4405	Construction of Motorable Bailey Bridge over Haa Chu at Girina under Useu Gewog	-2.5	-	-2.5
GO11FYF	DZONGKHAG ADMINISTRATION, PARO	EDUCATION	4534	GOI PTA Schools implemented by Paro Dzongkhag	13.428	-	13.428
GO11FYF	DZONGKHAG ADMINISTRATION, PARO	AGRICULTURE	4253	Construction of Farm Road from Omchu to Tsundugang in Naja Gewog	2.948	-	2.948
GO11FYF	DOGAR GEWOG, PARO	AGRICULTURE	4416	Construction of farm road from Dadogang to Gemdralo in Dogar Gewog	1.621	-	1.621
GO11FYF	LUNGNYI GEWOG, PARO	CIVIL	4524	Construction of Permanent Structures on Dzongtrakha Farm Road	1.761	-	1.761
GO11FYF	NAJA GEWOG, PARO	AGRICULTURE	4255	Construction of Irrigation Channel at lower Wanakha in Naja Gewog	2.476	-	2.476
GO11FYF	SHABA GEWOG, PARO	AGRICULTURE	4415	Construction of permanent structure at Janglungchu to Lhollingkha farm road in Shaba Gewog	2.043	-	2.043
GO11FYF	SHABA GEWOG, PARO	URBAN DEVELOPMENT AND ENGINEERING	4525	Construction of Bailey Bridge at Chorten Sabhu	6.741	-	6.741
GO11FYF	DZONGKHAG ADMINISTRATION, SAMTSE	CIVIL	4279	Construction of Storm Water Drainage at Gairgoan and AWP area	-0.8	-	-0.8

DONOR	ADMINISTRATIVE UNIT	SPENDING AGENCY/ DEPARTMENT	FI CODE	PROJECT NAME	CASH	KIND	TOTAL
GO11FYFYP	DZONGKHAG ADMINISTRATION, SAMTSE	EDUCATION	4536	GOI PTA Schools implemented by Samtse Dzongkhag	6.476	-	6.476
GO11FYFYP	DZONGKHAG ADMINISTRATION, SAMTSE	URBAN DEVELOPMENT & ENGINEERING	4279	Construction of Storm Water Drainage at Gairgoan and AWP area	1.467	-	1.467
GO11FYFYP	DZONGKHAG ADMINISTRATION, SAMTSE	URBAN DEVELOPMENT & ENGINEERING	4278	Construction of Flood Mitigation and Protection Work at Sukniti river	1.604	-	1.604
GO11FYFYP	PEMALING (BIRU) GEWOG, SAMTSE	CIVIL	4283	Construction of Bailey bridge for Tachey Farm Road on Chebju river in Pemaling Gewog	1.882	-	1.882
GO11FYFYP	PEMALING (BIRU) GEWOG, SAMTSE	URBAN DEVELOPMENT AND ENGINEERING	4283	Construction of Bailey bridge for Tachey Farm Road on Chebju river in Pemaling Gewog	0.3	-	0.3
GO11FYFYP	SANGGACHOLING (CHARGHAREY) GEWOG, SAMTSE	AGRICULTURE	4284	Construction of additional Water Source at Dephellingtoed in Sangnag choling gewog	-1.3	-	-1.3
GO11FYFYP	SANGGACHOLING (CHARGHAREY) GEWOG, SAMTSE	AGRICULTURE	4285	Construction of new Irrigation Channel at Jiti A and B (Chuchungsa) , SangNgagChhoeing.	1.079	-	1.079
GO11FYFYP	SANGGACHOLING (CHARGHAREY) GEWOG, SAMTSE	URBAN DEVELOPMENT AND ENGINEERING	4284	Construction of additional Water Source at Dephellingtoed in Sangnag choling gewog	0.3	-	0.3
GO11FYFYP	DENCHUKHA GEWOG, SAMTSE	AGRICULTURE	4437	Construction of farm road from Kaduri to Damjee in Denchukha Gewog	4.2	-	4.2
GO11FYFYP	DOPHUCHEN (DOROKHA) GEWOG, SAMTSE	AGRICULTURE	4438	Construction of farm road from Sengten to Lumbay via Labcheygaon in Dophuchen Gewog	1.63	-	1.63
GO11FYFYP	DUMTEOD GEWOG, SAMTSE	CIVIL	4433	Construction of RNR staff quarter at Dragoon under Doongtoed Gewog	2.448	-	2.448
GO11FYFYP	DUMTEOD GEWOG, SAMTSE	AGRICULTURE	4433	Construction of RNR staff quarter at Dragoon under Doongtoed Gewog	0.408	-	0.408
GO11FYFYP	DUMTEOD GEWOG, SAMTSE	AGRICULTURE	4432	Construction of farm road from Golyalara to Doongtoed Chewa under Doongtoed gewog	2.1	-	2.1
GO11FYFYP	DUMTEOD GEWOG, SAMTSE	CIVIL	4288	Construction of Suspension Bridget over Jortti River at Majuwa in Namgaycholing Gewog	0.3	-	0.3
GO11FYFYP	DUMTEOD GEWOG, SAMTSE	AGRICULTURE	4287	Construction of Jiti River Protection Wall for Namyelcholing irrigation channel in Namgaycholing Gewog.	4.5	-	4.5

DONOR	ADMINISTRATIVE UNIT	SPENDING AGENCY/ DEPARTMENT	FI CODE	PROJECT NAME	CASH	KIND	TOTAL
GOI11FYP	DUMTEOD GEWOG, SAMTSE	AGRICULTURE	4036	GOI SDP Batch II	-4.5	-	-4.5
GOI11FYP	DUMTEOD GEWOG, SAMTSE	URBAN DEVELOPMENT AND ENGINEERING	4288	Construction of Suspension Bridget over Jortti River at Majuwa in Nangaycholing Gewog	0.25	-	0.25
GOI11FYP	TENDU GEWOG, SAMTSE	AGRICULTURE	4280	Constnction of permanent structure on Farm Road from Bindukhola to Kachin village in Tendruk Gewog	0.6	-	0.6
GOI11FYP	TENDU GEWOG, SAMTSE	AGRICULTURE	4281	Construction of Irrigation Channel at Kachin Chiwog in Tendruk Gewog	-0.252	-	-0.252
GOI11FYP	PHUENTSHOPELRI (PUGLI) GEWOG, SAMTSE	AGRICULTURE	4286	Construction of permanent works for Dolomthang Farm Road in Phuntshopelri Gewog	0.616	-	0.616
GOI11FYP	SAMTSE GEWOG, SAMTSE	AGRICULTURE	4282	Construction of permanent structures for Malbassey Farm Road in Samtse Gewog	0.5	-	0.5
GOI11FYP	TADING GEWOG, SAMTSE	AGRICULTURE	4434	Construction of Farm Road from Darapani to Ramtey under Tading Gewog	3.332	-	3.332
GOI11FYP	TADING GEWOG, SAMTSE	AGRICULTURE	4435	Construction of Farm Road from Jenchu to Borbotey under Tading Gewog	2.968	-	2.968
GOI11FYP	TADING GEWOG, SAMTSE	AGRICULTURE	4436	Construction of Farm Road from Bucca to Sisney under Tading Gewog	6.3	-	6.3
GOI11FYP	DZONGKHAG ADMINISTRATION, TSIRANG	EDUCATION	4539	GOI PTA Schools implemented by Tsirang Dzongkhag	1.495	-	1.495
GOI11FYP	DZONGKHAG ADMINISTRATION, TSIRANG	AGRICULTURE	4314	Construction of Burichu to Laichu Farm Road in Sergithang Gewog	3.153	-	3.153
GOI11FYP	DZONGKHAG ADMINISTRATION, TSIRANG	AGRICULTURE	4316	Construction of Milk Processing Unit at Dzomlingzor, Gosaling gewog	0.34	-	0.34
GOI11FYP	SHEMJONG GEWOG, TSIRANG	AGRICULTURE	4315	Construction of permanent structure on Gewog junction to Tashiling Toed Farm Road in Semjong Gewog	0.711	-	0.711
GOI11FYP	DZONGKHAG ADMINISTRATION, DAGANA	EDUCATION	4015	GOI PTA Schools implemented by Dagana Dzongkhag	22.541	-	22.541
GOI11FYP	DZONGKHAG ADMINISTRATION, DAGANA	AGRICULTURE	4216	Construction of Irrigation Channel from Budhichu via Thangna to Pangna and Yungstbi in Drujeygang Gewog	0.898	-	0.898
GOI11FYP	DZONGKHAG ADMINISTRATION, DAGANA	AGRICULTURE	4394	Construction of Karilum irrigation channel under Tseza Gewog	8.684	-	8.684

DONOR	ADMINISTRATIVE UNIT	SPENDING AGENCY/ DEPARTMENT	FI CODE	PROJECT NAME	CASH	KIND	TOTAL
GO11FYF	DZONGKHAG ADMINISTRATION, DAGANA	URBAN DEVELOPMENT & ENGINEERING	4215	Construction of permanent work and Bailey bridge at Gumla to Kalizingkha farm road in Khebisa Gewog	3.4	-	3.4
GO11FYF	DORONA GEWOG, DAGANA	AGRICULTURE	4395	Construction of farm road from Mamithang to Lalidapar in Dorona Gewog	3.668	-	3.668
GO11FYF	DRUJYANG GEWOG, DAGANA	AGRICULTURE	4399	Construction of irrigation channel from Budhipang to Kawatang, Drujeyang Gewog	5.6	-	5.6
GO11FYF	DRUJYANG GEWOG, DAGANA	AGRICULTURE	4217	Construction of permanent structure on Drujeyang to Chulum farm road in Drujeyang Gewog	0.2	-	0.2
GO11FYF	DRUJYANG GEWOG, DAGANA	AGRICULTURE	4218	Construction of permanent structure on Ambithang to Tardalum farm road in Drujeyang Gewog	0.2	-	0.2
GO11FYF	GESARLING GEWOG, DAGANA	AGRICULTURE	4219	Construction of permanent structure on farm road from main road to Tashithang in Gesarling Gewog	0.35	-	0.35
GO11FYF	GOSHI GEWOG, DAGANA	AGRICULTURE	4221	Construction of permanent structure on Dogak farm road in Goshi Gewog	0.2	-	0.2
GO11FYF	KANA GEWOG, DAGANA	AGRICULTURE	4220	Construction of permanent structure on Aeotesi to Samitang farm road in Kana Gewog	0.45	-	0.45
GO11FYF	KHEBISA GEWOG, DAGANA	AGRICULTURE	4398	Construction of permanent structure on Khebisa-Gumla farm road under Khebisa Gewog	2.512	-	2.512
GO11FYF	TRASHIDING GEWOG, DAGANA	AGRICULTURE	4223	Construction of permanent structure on farm road from main road to Namchella in Tashiding Gewog	0.32	-	0.32
GO11FYF	TSENDAGANG GEWOG, DAGANA	AGRICULTURE	4396	Construction of permanent structure on Norbuzingkha farm road under Tsendagang Gewog	2.859	-	2.859
GO11FYF	TSANGKHA GEWOG, DAGANA	AGRICULTURE	4397	Construction of Salamji farm road under Tshangkha Gewog	5.704	-	5.704
GO11FYF	NICHULA GEWOG, DAGANA	AGRICULTURE	4222	Construction of permanent structure for Bichgaon to Katterary farm road in Nichula Gewog	0.37	-	0.37
GO11FYF	NICHULA GEWOG, DAGANA	URBAN DEVELOPMENT AND ENGINEERING	4400	Construction of Bararay Bailey Bridge	1.361	-	1.361
GO11FYF	DZONGKHAG ADMINISTRATION, PUNAKHA	CIVIL	4261	Institutionalization of Disaster Mitigation System in Punakha	0.3	-	0.3
GO11FYF	DZONGKHAG ADMINISTRATION, PUNAKHA	EDUCATION	4535	GOI PTA Schools implemented by Punakha Dzongkhag	13.499	-	13.499

DONOR	ADMINISTRATIVE UNIT	SPENDING AGENCY/ DEPARTMENT	FI CODE	PROJECT NAME	CASH	KIND	TOTAL
GO11FYFYP	DZONGKHAG ADMINISTRATION, PUNAKHA	HEALTH	4425	Establishment of Nursery for Flowering plants at Gumakarmo under Lingbu gewog	1.583	-	1.583
GO11FYFYP	DZONGKHAG ADMINISTRATION, PUNAKHA	AGRICULTURE	4258	Construction of Retaining Wall and Drain below Toepisa Gewog Office and RNR Centre	0.25	-	0.25
GO11FYFYP	DZONGKHAG ADMINISTRATION, PUNAKHA	AGRICULTURE	4259	Construction of Chemical Store for RNR centres at Talo, Baap, Toepisa, Dzomi and Tewang Gewog	0.281	-	0.281
GO11FYFYP	DZONGKHAG ADMINISTRATION, PUNAKHA	AGRICULTURE	4260	Protection and management of Critical Watershed areas at Chubu, Lingbu, Guma, Talo and Kabji	0.2	-	0.2
GO11FYFYP	DZONGKHAG ADMINISTRATION, PUNAKHA	URBAN DEVELOPMENT & ENGINEERING	4262	Development of Urban infrastructure in Khuruthang Municipality	1.624	-	1.624
GO11FYFYP	DZONGKHAG ADMINISTRATION, PUNAKHA	URBAN DEVELOPMENT & ENGINEERING	4265	Construction of Motorable Bailey bridge at Yebesa in Chubu Gewog.	1.9	-	1.9
GO11FYFYP	CHHUBU GEWOG, PUNAKHA	AGRICULTURE	4423	Construction of Permanent structure for Samdingkha to Selwa farm road under Chhubu Gewog	4.9	-	4.9
GO11FYFYP	GOENSHARI GEWOG, PUNAKHA	URBAN DEVELOPMENT AND ENGINEERING	4426	Construction of Bazam(Wooden Cantilever Bridge) at Koma Tshachu under Goenshari Gewog	1.4	-	1.4
GO11FYFYP	GUMA GEWOG, PUNAKHA	AGRICULTURE	4427	Construction of Permanent structure for Ngakhulum to Phulingsum farm road under Guma gewog	3.5	-	3.5
GO11FYFYP	KABJISA GEWOG, PUNAKHA	AGRICULTURE	4266	Construction of Farm road from Garana to Rimay in Kabjisa gewog	0.3	-	0.3
GO11FYFYP	KABJISA GEWOG, PUNAKHA	AGRICULTURE	4267	Construction of Farm road from Kazhikha to Rangrikha in Kabjisa Gewog	0.3	-	0.3
GO11FYFYP	SHENGANA GEWOG, PUNAKHA	AGRICULTURE	4428	Construction of Permanent structure for Shengana School to Chongzhikha farm road under Shengana Gewog	1.4	-	1.4
GO11FYFYP	TALO GEWOG, PUNAKHA	HEALTH	4429	Construction of RWSS at Lapsakha, Ganthromo and Pension under Talo Gewog	1.61	-	1.61
GO11FYFYP	TEOWANG GEWOG, PUNAKHA	AGRICULTURE	4269	Construction of permanent structure for Wolathang to Tamina and Kaypilo to Dengana Farm road in Toewang Gewog	0.22	-	0.22
GO11FYFYP	DZOMA GEWOG, PUNAKHA	AGRICULTURE	4424	Construction of farm road from Jangsa to Jojo Goenpa under Dzomi Gewog (3.5KM)	1.4	-	1.4
GO11FYFYP	BAAP GEWOG, PUNAKHA	AGRICULTURE	4268	Installation of Water Pumps at Tshokorna in Baap Gewog	0.3	-	0.3

DONOR	ADMINISTRATIVE UNIT	SPENDING AGENCY/ DEPARTMENT	FI CODE	PROJECT NAME	CASH	KIND	TOTAL
GO11FYF	DZONGKHAG ADMINISTRATION, WANGDUE PHODRANG	CIVIL	4318	Construction of Dzongkhag Store at Dzongkhag Administration office	-0.045	-	-0.045
GO11FYF	DZONGKHAG ADMINISTRATION, WANGDUE PHODRANG	EDUCATION	4026	GOI PTA Schools implemented by Wangdue Dzongkhag	28.898	-	28.898
GO11FYF	DZONGKHAG ADMINISTRATION, WANGDUE PHODRANG	HEALTH	4319	Construction of Sub-Post at Taksha in Dangchu Gewog	0.626	-	0.626
GO11FYF	DZONGKHAG ADMINISTRATION, WANGDUE PHODRANG	HEALTH	4320	Construction of Health Sub-Post at Nahi in Nahi Gewog	0.564	-	0.564
GO11FYF	DZONGKHAG ADMINISTRATION, WANGDUE PHODRANG	AGRICULTURE	4321	Construction of permanent structures on Tewki Zampa to Khotokha Farm Road in Bjena Gewog.	4.92	-	4.92
GO11FYF	DZONGKHAG ADMINISTRATION, WANGDUE PHODRANG	AGRICULTURE	4324	Construction of Permanent Structures on Nakha Farm Road in Sephu Gewog	1.472	-	1.472
GO11FYF	DZONGKHAG ADMINISTRATION, WANGDUE PHODRANG	URBAN DEVELOPMENT & ENGINEERING	4323	Construction of Approach Road in Bajothang Town	0.366	-	0.366
GO11FYF	BJENA GEWOG, WANGDUE PHODRANG	AGRICULTURE	4460	Construction of Farm Road from Pechu to Takeykha in Bjena Gewog	1.971	-	1.971
GO11FYF	BJENA GEWOG, WANGDUE PHODRANG	AGRICULTURE	4455	Construction of Permanent Structure from Themekha to Balakha Farm Road at Balakha Village under Bjena Gewog	2.07	-	2.07
GO11FYF	DANGCHHU GEWOG, WANGDUE PHODRANG	HEALTH	4319	Construction of Sub-Post at Taksha in Dangchu Gewog	0.619	-	0.619
GO11FYF	DANGCHHU GEWOG, WANGDUE PHODRANG	URBAN DEVELOPMENT AND ENGINEERING	4325	Construction of RCC Girder bridge over Dangchu for Ghobja Farm Road in Dangchu Gewog	0.55	-	0.55
GO11FYF	DAGA GEWOG, WANGDUE PHODRANG	AGRICULTURE	4457	Construction of Permanent Structures along Taksha –Silli Farm Road at Taksha under Daga Gewog	6.39	-	6.39
GO11FYF	GANGTEOD GEWOG, WANGDUE PHODRANG	URBAN DEVELOPMENT AND ENGINEERING	4467	Black Topping on Yuesa BHU-JI Road in Gangtey Gewog	1.891	-	1.891

DONOR	ADMINISTRATIVE UNIT	SPENDING AGENCY/ DEPARTMENT	FI CODE	PROJECT NAME	CASH	KIND	TOTAL
GO11FYF	GASETSHOGONGM GEWOG, WANGDUE PHODRANG	AGRICULTURE	4326	Construction of Farm road from Bjemithangka to Masikha in Gasetshogom Gewog	1.381	-	1.381
GO11FYF	KAZHI GEWOG, WANGDUE PHODRANG	AGRICULTURE	4453	Construction of Dongkobji to Tumtumpang Farm Road at Beldok Chiwog under Kazhi Gewog	1.783	-	1.783
GO11FYF	KAZHI GEWOG, WANGDUE PHODRANG	AGRICULTURE	4461	Construction of farm road from Nyoeoekha to Dhangu at Phuentshojee village in Kazhi gewog	6.773	-	6.773
GO11FYF	NAHI GEWOG, WANGDUE PHODRANG	HEALTH	4320	Construction of Health Sub-Post at Nahi in Nahi Gewog	-0.619	-	-0.619
GO11FYF	NYISHO GEWOG, WANGDUE PHODRANG	AGRICULTURE	4462	Construction of farm road from Khelakha to Goga in Nyisho Gewog	3.896	-	3.896
GO11FYF	PHANGYUEL GEWOG, WANGDUE PHODRANG	AGRICULTURE	4454	Construction of Yuebam Concrete Irrigation Channel at Domkhar - Wampeykha under Phangyul Gewog	2.436	-	2.436
GO11FYF	RUBESA GEWOG, WANGDUE PHODANG	AGRICULTURE	4458	Construction of Permanent Structures from Jongphey to Shelley Farm Road at Jongphey Village under Rubesa Gewog	3.748	-	3.748
GO11FYF	RUBESA GEWOG, WANGDUE PHODANG	AGRICULTURE	4463	Construction of farm road from Shebeysa to Chubar and Gyensa village in Rubesa Gewog	2.618	-	2.618
GO11FYF	RUBESA GEWOG, WANGDUE PHODANG	AGRICULTURE	4464	Construction of farm road from Telekha to Omthekha village in Rubesa Gewog	1.96	-	1.96
GO11FYF	SEPHU GEWOG, WANGDUE PHODRANG	AGRICULTURE	4465	Construction of farm road from Thakona to Brogona village in Sephu Gewog	3.986	-	3.986
GO11FYF	SEPHU GEWOG, WANGDUE PHODRANG	AGRICULTURE	4466	Black Topping on Chazam to Lubzur Farm Road in Sephu Gewog	15.732	-	15.732
GO11FYF	SEPHU GEWOG, WANGDUE PHODRANG	AGRICULTURE	4646	Equipment and Infrastructure (SDP II)	1.5	-	1.5
GO11FYF	SEPHU GEWOG, WANGDUE PHODRANG	AGRICULTURE	4324	Construction of Permanent Structures on Nakha Farm Road in Sephu Gewog	-0.53	-	-0.53
GO11FYF	SEPHU GEWOG, WANGDUE PHODRANG	URBAN DEVELOPMENT AND ENGINEERING	4466	Black Topping on Chazam to Lubzur Farm Road in Sephu Gewog	3.307	-	3.307
GO11FYF	ATHANG GEWOG, WANGDUE PHODRANG	AGRICULTURE	4456	Construction of permanent structure from Taksha to Doleychen farm road at Rukha Chiwog under Athang Gewog	16.767	-	16.767

DONOR	ADMINISTRATIVE UNIT	SPENDING AGENCY/ DEPARTMENT	FI CODE	PROJECT NAME	CASH	KIND	TOTAL
GO11FYF	THEDTSHO GEWOG, WANGDUE PHODRANG	AGRICULTURE	4459	Construction of Permanent structure on Marlung Farm Road (Bajo Lakhang to Lumpa) at Wangjokha Chiwog under Thedtsho Gewog	1.82	-	1.82
GO11FYF	DZONGKHAG ADMINISTRATION, BUMTHANG	EDUCATION	4012	Ura MSS, Bumthang	5.41	-	5.41
GO11FYF	DZONGKHAG ADMINISTRATION, BUMTHANG	HEALTH	4202	Tot	0.915	-	0.915
GO11FYF	DZONGKHAG ADMINISTRATION, BUMTHANG	AGRICULTURE	4203	Electric fencing for potato production in Chhumei, Chhokhor, Tang and Ura Gewog	0.22	-	0.22
GO11FYF	DZONGKHAG ADMINISTRATION, BUMTHANG	LIVESTOCK	4200	Construction of Milk Processing Plant at Bepzur village in Tang Gewog	0.2	-	0.2
GO11FYF	DZONGKHAG ADMINISTRATION, BUMTHANG	URBAN DEVELOPMENT & ENGINEERING	4201	Construction of River Bank protection wall along Chamkhar chhu	0.798	-	0.798
GO11FYF	CHHOEKHOR GEWOG, BUMTHANG	AGRICULTURE	4389	Construction of farm road from Dhur to Zomling in Chhokhor Gewog	3.02	-	3.02
GO11FYF	CHHUMEY GEWOG, BUMTHANG	AGRICULTURE	4387	Construction of Permanent Structure for Urook-Samtening Farm Road in Chhumi Gewog	1.4	-	1.4
GO11FYF	CHHUMEY GEWOG, BUMTHANG	AGRICULTURE	4205	Construction of Permanent structure on Fogor to Chungphel farm road in Chumei Gewog	0.325	-	0.325
GO11FYF	TANG GEWOG, BUMTHANG	AGRICULTURE	4388	Construction of farm road from Babzur Anim Dratshang to Jigmeling in Tang Gewog	2.333	-	2.333
GO11FYF	TANG GEWOG, BUMTHANG	URBAN DEVELOPMENT AND ENGINEERING	4204	Construction of RCC motorable bridge over Tandin Gang Chhu for Chutoe farm road in Tang Gewog	0.15	-	0.15
GO11FYF	DZONGKHAG ADMINISTRATION, SARPANG	EDUCATION	4021	Sarpang HSS, Sarpang	27.032	-	27.032
GO11FYF	DZONGKHAG ADMINISTRATION, SARPANG	AGRICULTURE	4441	Construction of Motorable Bailey bridge at Chongshing Farm Road over Rongchhu under Jigmecholing gewog	1.822	-	1.822

DONOR	ADMINISTRATIVE UNIT	SPENDING AGENCY/ DEPARTMENT	FI CODE	PROJECT NAME	CASH	KIND	TOTAL
GO11FYFYP	DZONGKHAG ADMINISTRATION, SARPANG	URBAN DEVELOPMENT & ENGINEERING	4441	Construction of Motorable Bailey bridge at Chongshing Farm Road over Rongchhu under Jigmecholing gewog	12.272	-	12.272
GO11FYFYP	DZONGKHAG ADMINISTRATION, SARPANG	URBAN DEVELOPMENT & ENGINEERING	4442	Installation of streetlights at Samtenling town, Samtenling gewog	2.8	-	2.8
GO11FYFYP	DZONGKHAG ADMINISTRATION, SARPANG	URBAN DEVELOPMENT & ENGINEERING	4439	Construction of Children Park in Sarpang tar Town	2.261	-	2.261
GO11FYFYP	CHHUZARGANG GEWOG, SARPANG	HEALTH	4290	Construction of RWSS at upper and lower Dewathang in Chuzergang Gewog	0.231	-	0.231
GO11FYFYP	UMLING GEWOG, SARPANG	HEALTH	4291	Construction of Water Supply for Umling gewog throm and nearby areas	0.282	-	0.282
GO11FYFYP	SHOMPANGKHA GEWOG, SARPANG	URBAN DEVELOPMENT AND ENGINEERING	4440	Construction of River Bank Protection at Kharkhola, Sompangkha Gewog	3.354	-	3.354
GO11FYFYP	DZONGKHAG ADMINISTRATION, ZHEIMGANG	CIVIL	4327	Procurement of Garbage Truck for Zhemgang Town	-0.891	-	-0.891
GO11FYFYP	DZONGKHAG ADMINISTRATION, ZHEIMGANG	CIVIL	4328	Construction of RNR Center with MP Hall and 4 unit Staff Quarter at Shingkar Gewog Centre	1.5	-	1.5
GO11FYFYP	DZONGKHAG ADMINISTRATION, ZHEIMGANG	EDUCATION	4025	GOI PTA Schools implemented by Zhemgang Dzongkhag	3.959	-	3.959
GO11FYFYP	BARDO GEWOG, ZHEIMGANG	AGRICULTURE	4330	Construction of Farm Road from Khomshar to Gonpai in Bardo Gewog	0.372	-	0.372
GO11FYFYP	BARDO GEWOG, ZHEIMGANG	AGRICULTURE	4468	Construction of Farm Road from Khomshar via Dunglebi to Phulabi in Bardo gewog	7	-	7
GO11FYFYP	PHANGKHAR GEWOG, ZHEIMGANG	AGRICULTURE	4469	Construction of farm road from Shillingboe to Salapong in Pangkhar Gewog	2.8	-	2.8
GO11FYFYP	SHINGKHAR GEWOG, ZHEIMGANG	AGRICULTURE	4471	Construction Farm Road of Biramla Yunema to Lampong	6.65	-	6.65
GO11FYFYP	TRONG GEWOG, ZHEIMGANG	AGRICULTURE	4329	Construction of Farm Road from Gomphu to Paibang in Trong Gewog	1.341	-	1.341
GO11FYFYP	GOSHING GEWOG, ZHEIMGANG	AGRICULTURE	4470	Construction of Farm Road from Dharang to Amdha in Goshing Gewog	4.2	-	4.2

DONOR	ADMINISTRATIVE UNIT	SPENDING AGENCY/ DEPARTMENT	FI CODE	PROJECT NAME	CASH	KIND	TOTAL
GO111FYP	DZONGKHAG ADMINISTRATION, TRONGSA	EDUCATION	4024	Tshangkha MSS, Trongsa	17.731	-	17.731
GO111FYP	DZONGKHAG ADMINISTRATION, TRONGSA	AGRICULTURE	4317	Construction of RCC Culvert bridge at Chendebeji for Chendebeji Farm Road, Tangsibiji Gewog	0.061	-	0.061
GO111FYP	NUBI GEWOG, TRONGSA	AGRICULTURE	4452	Construction of Permanent Structures for Gaggar manithang to Choejay Ari Farm Road under Nubi Gewog.	4.2	-	4.2
GO111FYP	TANGSIBJI GEWOG, TRONGSA	URBAN DEVELOPMENT AND ENGINEERING	4317	Construction of RCC Culvert bridge at Chendebeji for Chendebeji Farm Road, Tangsibiji Gewog	0.25	-	0.25
GO111FYP	DZONGKHAG ADMINISTRATION, LHUENTSE	EDUCATION	4017	Tangmachu MSS, Lhuentse	-11.932	-	-11.932
GO111FYP	DZONGKHAG ADMINISTRATION, LHUENTSE	AGRICULTURE	4236	Construction of permanent structures for Manjabi to Maedtsho Gewog Farm Road	2	-	2
GO111FYP	DZONGKHAG ADMINISTRATION, LHUENTSE	URBAN DEVELOPMENT & ENGINEERING	4544	Construction of suspended bridge at Tsikhang Chhu under Khoma Gewog, Lhuentse	1.136	-	1.136
GO111FYP	DZONGKHAG ADMINISTRATION, LHUENTSE	URBAN DEVELOPMENT & ENGINEERING	4233	Construction of Foot Path and permanent structures for Phaling town approach road	0.6	-	0.6
GO111FYP	JAREY GEWOG, LHUENTSE	AGRICULTURE	4409	Construction of farm road from Mrangzabrachu to Kharchung in Jarey Geog	4.9	-	4.9
GO111FYP	JAREY GEWOG, LHUENTSE	AGRICULTURE	4239	Construction of permanent structures for Yabi to Wayang Farm Road in Jarey Gewog	0.2	-	0.2
GO111FYP	KHOMA GEWOG, LHUENTSE	AGRICULTURE	4410	Construction of farm road from Khoma to Nyalamdung in Khoma Gewog	3.5	-	3.5
GO111FYP	KHOMA GEWOG, LHUENTSE	AGRICULTURE	4235	Construction of permanent structures for Khoma-Khommadung farm road under Khoma Gewog, Lhuentse	3	-	3
GO111FYP	KURTEOD GEWOG, LHUENTSE	AGRICULTURE	4407	Construction of Thuenpey to Serzhong farm road in Kurtoed Geog	4.666	-	4.666
GO111FYP	KURTEOD GEWOG, LHUENTSE	URBAN DEVELOPMENT AND ENGINEERING	4543	Construction of suspended bridge at Khomagang Chhu under Khoma Gewog, Lhuentse	0.864	-	0.864

DONOR	ADMINISTRATIVE UNIT	SPENDING AGENCY/ DEPARTMENT	FI CODE	PROJECT NAME	CASH	KIND	TOTAL
GO11FYFYP	MINJAY GEWOG, LHUENTSE	AGRICULTURE	4411	Constnction of farm road from Chusa to Amdrang in Minjey Geog	2.1	-	2.1
GO11FYFYP	MINJAY GEWOG, LHUENTSE	AGRICULTURE	4240	Construction of Irrigation Channel at Dungkarchu in Minjey Gewog	0.2	-	0.2
GO11FYFYP	MINJAY GEWOG, LHUENTSE	AGRICULTURE	4241	Construction of Minjey Gewog Office at Wangzhing	0.35	-	0.35
GO11FYFYP	MENBI GEWOG, LHUENTSE	AGRICULTURE	4237	Constnction of permanent structures for Takila to Rawabi Farm Road in Maenbi Gewog	0.476	-	0.476
GO11FYFYP	MENBI GEWOG, LHUENTSE	AGRICULTURE	4238	Construction of Bypass Road and permanent structures for Tangmachu central school to Manjabi Farm Road	0.47	-	0.47
GO11FYFYP	MENBI GEWOG, LHUENTSE	AGRICULTURE	4413	Blacktopping of approach road to Tagmochu BHU in Maenbi Gewog	1.4	-	1.4
GO11FYFYP	METSCHO GEWOG, LHUENTSE	AGRICULTURE	4412	Construction of farm road from Tshodrang to Chogomaed in Maedtsho Gewog	2.982	-	2.982
GO11FYFYP	TSENKHAR GEWOG, LHUENTSE	AGRICULTURE	4408	Constnction of farm road from Nama Gordong to Guendrang in Tshenkhar Geog	1.194	-	1.194
GO11FYFYP	DZONGKHAG ADMINISTRATION, MONGAR	EDUCATION	4018	GOI PTA Schools implemented by Mongar Dzongkhag	34.14	-	34.14
GO11FYFYP	DZONGKHAG ADMINISTRATION, MONGAR	HEALTH	4243	Construction of 4 unit Staff Quarter at Gyalpozhing BHU I	0.713	-	0.713
GO11FYFYP	DZONGKHAG ADMINISTRATION, MONGAR	AGRICULTURE	4244	Construction of RNR center cum three unit Staff Quarters at Tsakaling	0.996	-	0.996
GO11FYFYP	DZONGKHAG ADMINISTRATION, MONGAR	AGRICULTURE	4245	Constnction of Farm Road from Nagor to Weringla in Silambi Gewog	0.6	-	0.6
GO11FYFYP	DZONGKHAG ADMINISTRATION, MONGAR	AGRICULTURE	4242	Development of Gyelposhing urban road	4.8	-	4.8
GO11FYFYP	CHHALI GEWOG, MONGAR	NA	4246	Construction of Farm Road to Chulibi in Chali Gewog	0.3	-	0.3
GO11FYFYP	JURMEY GEWOG, MONGAR	AGRICULTURE	4247	Constnction of Farm Road from Tsashong to Chuzomsa at Jurmey Gewog	0.3	-	0.3
GO11FYFYP	SALENG GEWOG, MONGAR	HEALTH	4414	Construction of RWSS for Thridangbi village in Saling Gewog	1.4	-	1.4
GO11FYFYP	SALENG GEWOG, MONGAR	AGRICULTURE	4249	Constnction of Farm Road form Kalapang to Resa in Saleng Gewog	0.9	-	0.9

DONOR	ADMINISTRATIVE UNIT	SPENDING AGENCY/ DEPARTMENT	FI CODE	PROJECT NAME	CASH	KIND	TOTAL
GO11FYFYP	SHERIMUHUNG GEWOG, MONGAR	CIVIL	4250	Construction of Gewog Office at Sherimuhung Gewog Center	0.2	-	0.2
GO11FYFYP	SILAMBI GEWOG, MONGAR	NA	4646	Equipment and Infrastructure (SDP II)	0.833	-	0.833
GO11FYFYP	SILAMBI GEWOG, MONGAR	AGRICULTURE	4251	Construction of Farm Road from Nagor to Gyelgong in Silambi Gewog	1.2	-	1.2
GO11FYFYP	TSAKALING GEWOG, MONGAR	AGRICULTURE	4252	Construction of Farm Road From Zangtung to Doleptang in Tsakaling Gewog	0.45	-	0.45
GO11FYFYP	NARANG GEWOG, MONGAR	AGRICULTURE	4248	Construction of Farm Road from Domshung to Pangkhang in Narang gewog	0.3	-	0.3
GO11FYFYP	DZONGKHAG ADMINISTRATION, PEMA GATSHEL	EDUCATION	4019	GOI PTA Schools implemented by Pemagatshel Dzongkhag	25.926	-	25.926
GO11FYFYP	SHUMAR GEWOG, PEMA GATSHEL	AGRICULTURE	4417	Construction of Farm road from Shali to Zhingri in Shumer Gewog	2.1	-	2.1
GO11FYFYP	SHUMAR GEWOG, PEMA GATSHEL	AGRICULTURE	4418	Construction of Farm road from Gamung to Teising in Shumer Gewog	1.4	-	1.4
GO11FYFYP	SHUMAR GEWOG, PEMA GATSHEL	AGRICULTURE	4256	Construction of Farm Road from Yangkhar to Toetpalung in Shumer Gewog	0.6	-	0.6
GO11FYFYP	ZOBEL GEWOG, PEMA GATSHEL	AGRICULTURE	4257	Construction of Permanent structure on Gonpasingma to Ngangmalam farm road in Zobel Gewog	0.2	-	0.2
GO11FYFYP	ZOBEL GEWOG, PEMA GATSHEL	AGRICULTURE	4419	Construction of Farm road from Gonpasingma LSS to Gonpasingma Village in Zobel Gewog	1.4	-	1.4
GO11FYFYP	DECHHENLING GEWOG, PEMA GATSHEL	AGRICULTURE	4420	Construction of Farm road from Kerong to Yangmalashing in Dechenling Gewog	5.25	-	5.25
GO11FYFYP	NORBUGANG GEWOG, PEMA GATSHEL	AGRICULTURE	4422	Construction of farm road from Dungkhag Guesthouse to Tanzama via Satsalo in Norbugang Gewog	6.3	-	6.3
GO11FYFYP	NANONG GEWOG, PEMA GATSHEL	AGRICULTURE	4421	Construction of Farm road from Zobelwoong to Tephu in Nanong Gewog	2.1	-	2.1
GO11FYFYP	DZONGKHAG ADMINISTRATION, SAMDRUP JONGKHAR	EDUCATION	4537	GOI PTA Schools implemented by Samdrupjongkhar Dzongkhag	11.186	-	11.186

DONOR	ADMINISTRATIVE UNIT	SPENDING AGENCY/ DEPARTMENT	FI CODE	PROJECT NAME	CASH	KIND	TOTAL
GO11FYF	DZONGKHAG ADMINISTRATION, SAMDRUP JONGKHAR	HEALTH	4272	Construction of 4 units Staff Quarter at Gomdar BHU I	0.898	-	0.898
GO11FYF	DZONGKHAG ADMINISTRATION, SAMDRUP JONGKHAR	HEALTH	4036	GOI SDP Batch II	-0.406	-	-0.406
GO11FYF	DZONGKHAG ADMINISTRATION, SAMDRUP JONGKHAR	AGRICULTURE	4273	Citrus production management for Samdrupjiongkhar Dzongkhag	0.3	-	0.3
GO11FYF	DZONGKHAG ADMINISTRATION, SAMDRUP JONGKHAR	AGRICULTURE	4270	Commercialization of Summer Vegetable production in Orong, Serthi, Gomdar and Marshalla Gewogs	0.35	-	0.35
GO11FYF	DZONGKHAG ADMINISTRATION, SAMDRUP JONGKHAR	AGRICULTURE	4430	Commercialization of winter vegetable	2.31	-	2.31
GO11FYF	DZONGKHAG ADMINISTRATION, SAMDRUP JONGKHAR	AGRICULTURE	4431	Promotion and Semi-Commercialization of Early Chili Production	1.4	-	1.4
GO11FYF	DZONGKHAG ADMINISTRATION, SAMDRUP JONGKHAR	URBAN DEVELOPMENT & ENGINEERING	4271	Construction of Town Road including foot path and side drains at Jomotshangkha town	0.494	-	0.494
GO11FYF	DZONGKHAG ADMINISTRATION, SAMDRUP JONGKHAR	URBAN DEVELOPMENT & ENGINEERING	4274	Construction of Town Road including side drain & black topping at Samdrupcholing town	0.906	-	0.906
GO11FYF	LAURI GEWOG, SAMDRUP JONGKHAR	URBAN DEVELOPMENT AND ENGINEERING	4276	Construction of Motorable Bailey bridge for Zangthi farm road in Lauri Gewog	1.55	-	1.55
GO11FYF	MARTSHALA GEWOG, SAMDRUP JONGKHAR	CIVIL	4036	GOI SDP Batch II	0.406	-	0.406
GO11FYF	DZONGKHAG ADMINISTRATION, TRASHIGANG	CIVIL	4294	Construction of Retaining Walls for two RNR centers at Kanglung and Kangpara Gewog	0.2	-	0.2
GO11FYF	DZONGKHAG ADMINISTRATION, TRASHIGANG	EDUCATION	4538	GOI PTA Schools implemented by Trashigang Dzongkhag	25.768	-	25.768

DONOR	ADMINISTRATIVE UNIT	SPENDING AGENCY/ DEPARTMENT	FI CODE	PROJECT NAME	CASH	KIND	TOTAL
GO11FYF	DZONGKHAG ADMINISTRATION, TRASHIGANG	HEALTH	4295	Construction of 6 unit Staff Quarter at Bartsham BHU	1.031	-	1.031
GO11FYF	DZONGKHAG ADMINISTRATION, TRASHIGANG	AGRICULTURE	4293	Construction of RNR Centre at Merak	0.3	-	0.3
GO11FYF	DZONGKHAG ADMINISTRATION, TRASHIGANG	AGRICULTURE	4646	Equipment and Infrastructure (SDP II)	2.95	-	2.95
GO11FYF	DZONGKHAG ADMINISTRATION, TRASHIGANG	AGRICULTURE	4445	Construction of Farm Road from Durung to Gomchu under Yangneer Gewog	5.6	-	5.6
GO11FYF	DZONGKHAG ADMINISTRATION, TRASHIGANG	AGRICULTURE	4446	Installation of Electric Fencing under Kangpara and Lumang Gewog	1.575	-	1.575
GO11FYF	DZONGKHAG ADMINISTRATION, TRASHIGANG	URBAN DEVELOPMENT & ENGINEERING	4296	Laying and connection of new Sewerage Pipe Line in Trashigang Town	0.3	-	0.3
GO11FYF	DZONGKHAG ADMINISTRATION, TRASHIGANG	URBAN DEVELOPMENT & ENGINEERING	4297	Construction of Pedestrian Foot Path at Trashigang Town	1	-	1
GO11FYF	DZONGKHAG ADMINISTRATION, TRASHIGANG	URBAN DEVELOPMENT & ENGINEERING	4299	Construction of River Protection Works at Mithridang, Trashigang town	0.9	-	0.9
GO11FYF	DZONGKHAG ADMINISTRATION, TRASHIGANG	URBAN DEVELOPMENT & ENGINEERING	4300	Establishment of Water Treatment Facilities at Rangjung Town	0.3	-	0.3
GO11FYF	BIDUNG GEWOG, TRASHIGANG	AGRICULTURE	4447	Construction of Yamkharchu-Saling-Dogorom Pipe Irrigation Channel under Bidung Gewog	1.8	-	1.8
GO11FYF	KANGLUNG GEWOG, TRASHIGANG	AGRICULTURE	4303	Construction of Tshopheng via Aukhay to Mathong Farm Road in Kanglung Gewog	0.6	-	0.6
GO11FYF	KHALING GEWOG, TRASHIGANG	RELIGION AND CULTURE	4448	Construction of Crematorium at Jeri-Lemi Chiwog under Khaling Gewog	2.1	-	2.1
GO11FYF	KHALING GEWOG, TRASHIGANG	AGRICULTURE	4449	Construction of Meshingzor to Thrizor Farm Road at Khaling Gewog	8.1	-	8.1

DONOR	ADMINISTRATIVE UNIT	SPENDING AGENCY/ DEPARTMENT	FI CODE	PROJECT NAME	CASH	KIND	TOTAL
GO11FYF	KHALING GEWOG, TRASHIGANG	URBAN DEVELOPMENT AND ENGINEERING	4302	Construction of Bailey bridge over Jerichu for Jeri to Leymi Farm Road in Khaling Gewog	1.064	-	1.064
GO11FYF	LUMANG GEWOG, TRASHIGANG	AGRICULTURE	4304	Construction of Tshogonpa to Gangtong Farm Road in Lumang Gewog	0.6	-	0.6
GO11FYF	LUMANG GEWOG, TRASHIGANG	AGRICULTURE	4305	Construction of Reserbooto Kheshing Farm Road in Lumang Gewog	0.9	-	0.9
GO11FYF	SAKTENG GEWOG, TRASHIGANG	AGRICULTURE	4307	Construction of Farm Road from Jonkhar to Tholong in Sakteng Gewog	1	-	1
GO11FYF	SAKTENG GEWOG, TRASHIGANG	URBAN DEVELOPMENT AND ENGINEERING	4450	Construction of Suspension Bridge over Gamri Cihhu under Sakteng Gewog	1.4	-	1.4
GO11FYF	UDZORONG GEWOG, TRASHIGANG	AGRICULTURE	4306	Construction of Farm Road from Jomtshang via Benshingmo to Udzorong Gewog Centre	1.23	-	1.23
GO11FYF	DZONGKHAG ADMINISTRATION, THIMPHU	URBAN DEVELOPMENT & ENGINEERING	4444	Integrated Water Resources Utilization and Management from Geney Rongchu to Sinalum under Mewang Gewog	33.415	-	33.415
GO11FYF	MEWANG GEWOG, THIMPHU	AGRICULTURE	4292	Construction of Farm Road from Jimina to Lingshiphaka in Mewang Gewog	0.75	-	0.75
GO11FYF	DZONGKHAG ADMINISTRATION, GASA	CIVIL	4401	Construction of Gewog Staff Quarter at Bjishong under Khamoed Gewog	1.215	-	1.215
GO11FYF	DZONGKHAG ADMINISTRATION, GASA	CIVIL	4523	Solar Lighting and CGI sheet for Yak Herders in Laya Gewog	2.1	-	2.1
GO11FYF	DZONGKHAG ADMINISTRATION, GASA	CIVIL	4224	Construction of river protection wall at Jamzanachu in Khatobed Gewog	0.2	-	0.2
GO11FYF	DZONGKHAG ADMINISTRATION, GASA	CIVIL	4225	Construction of Guest House at Gasa Dzongkhag	1	-	1
GO11FYF	DZONGKHAG ADMINISTRATION, GASA	HEALTH	4226	Construction of permanent structures on Access Road from Laya GC Road to Gasa BHU-I in Khatobed Gewog	0.462	-	0.462
GO11FYF	DZONGKHAG ADMINISTRATION, GASA	HEALTH	4227	Construction of two unit Staff Quarter at Gasa BHU I in Khatobed Gewog	0.257	-	0.257
GO11FYF	DZONGKHAG ADMINISTRATION, GASA	AGRICULTURE	4228	Construction of RNR Staff Quarter at Khatobed Gewog Center at Jashithangka	0.368	-	0.368
GO11FYF	DZONGKHAG ADMINISTRATION, GASA	LIVESTOCK	4228	Construction of RNR Staff Quarter at Khatobed Gewog Center at Jashithangka	-0.5	-	-0.5

DONOR	ADMINISTRATIVE UNIT	SPENDING AGENCY/ DEPARTMENT	FI CODE	PROJECT NAME	CASH	KIND	TOTAL
GO111FYP	GEONKHAMIED GEWOG, GASA	AGRICULTURE	4401	Construction of Gewog Staff Quarter at Bjishong under Khamoed Gewog	0.203	-	0.203
GO111FYP	DZONGKHAG ADMINISTRATION, TRASHI YANGTSE	CIVIL	4526	Construction of River Bank Protection at Duksum Town	7.104	-	7.104
GO111FYP	DZONGKHAG ADMINISTRATION, TRASHI YANGTSE	EDUCATION	4023	GOI PTA Schools implemented by Trashi Yangtse Dzongkhag	14.719	-	14.719
GO111FYP	DZONGKHAG ADMINISTRATION, TRASHI YANGTSE	AGRICULTURE	4308	Construction of Gangkhar to Rabi Farm Road in Yangtse Gewog	1.688	-	1.688
GO111FYP	DZONGKHAG ADMINISTRATION, TRASHI YANGTSE	AGRICULTURE	4309	Construction of Tongla to Dalikhar Farm Road in Jamkhar Gewog	0.9	-	0.9
GO111FYP	JAMKHAR GEWOG, TRASHI YANGTSE	AGRICULTURE	4312	Construction of Jamkhardrang to Wakorong Farm Road in Jamkhar	0.292	-	0.292
GO111FYP	KHAMDANG GEWOG, TRASHI YANGTSE	AGRICULTURE	4451	Construction of Dondu Nyesa- Domschang farm road	4.2	-	4.2
GO111FYP	TEODTSHO GEWOG, TRASHI YANGTSE	AGRICULTURE	4313	Construction of Ombarongchu to Jangphutse Irrigation Channel in Teodtsho Gewog	0.3	-	0.3
GO111FYP	TEODTSHO GEWOG, TRASHI YANGTSE	AGRICULTURE	4310	Construction of Zanglamember to Gongza Irrigation Channel in Teodtsho Gewog	0.55	-	0.55
GO111FYP	YANGTSE GEWOG, TRASHI YANGTSE	AGRICULTURE	4311	Construction of Dongkaria to Rabi Irrigation Channel in Yangtse Gewog	0.3	-	0.3
GO111FYP TOTAL					7,917.46	-	7,917.46
HCP	MINISTRY OF HEALTH	SECRETARIAT	1934	Primary Eye Care II	5.386	-	5.386
HCP	MINISTRY OF HEALTH	DEPARTMENT OF PUBLIC HEALTH	1934	Primary Eye Care II	2.191	-	2.191
HCP TOTAL					7.577	-	7.577
HELVETAS	GROSS NATIONAL HAPPINESS COMMISSION	SECRETARIAT	2793	Rural Livelihood Project Phase II	-0.231	-	-0.231

DONOR	ADMINISTRATIVE UNIT	SPENDING AGENCY/ DEPARTMENT	FI CODE	PROJECT NAME	CASH	KIND	TOTAL
HELVETAS	CIVIL SOCIETY ORGANIZATIONS AUTHORITY	SECRETARIAT	4119	Support to the Civil Society Sector in Bhutan in Partnership with the CSO Authority	1,526	-	1,526
HELVETAS	CIVIL SOCIETY ORGANIZATIONS AUTHORITY	SECRETARIAT	4642	Support to Civil Society Organisation Authority	1.2	-	1.2
HELVETAS	MINISTRY OF HOME & CULTURAL AFFAIRS	DEPARTMENT OF LOCAL GOVERNANCE	4113	Support to Local Governance III	14,586	-	14,586
HELVETAS	MINISTRY OF AGRICULTURE & FORESTS	DEPARTMENT OF AGRICULTURE	4495	Rural Livelihood Project(RLP) Phase III	13,057	-	13,057
HELVETAS	MINISTRY OF AGRICULTURE & FORESTS	DEPARTMENT OF FOREST AND PARK SERVICES	4508	Participatory Forest Management Project III Extension Phase	-0.07	-	-0.07
HELVETAS	MINISTRY OF AGRICULTURE & FORESTS	DEPARTMENT OF FOREST AND PARK SERVICES	4604	Community Forest Support	3.01	-	3.01
HELVETAS	MINISTRY OF LABOUR & HUMAN RESOURCES	DEPARTMENT OF OCCUPATIONAL STANDARDS	2897	Occupational Skill Development for the Construction Sectors in Bhutan (OSD4CS) Phase I	12,325	-	12,325
HELVETAS	MINISTRY OF LABOUR & HUMAN RESOURCES	DEPARTMENT OF EMPLOYMENT AND HUMAN RESOURCES	2897	Occupational Skill Development for the Construction Sectors in Bhutan (OSD4CS) Phase I	3,931	-	3,931
				HELVETAS TOTAL	49,332	-	49,332
ICIMD	MINISTRY OF AGRICULTURE & FORESTS	DEPARTMENT OF FOREST AND PARK SERVICES	2923	Kangchenjunga Landscape Conservation and Development Initiative (KLCDI)	6,294	-	6,294
				ICIMD TOTAL	6,294	-	6,294
ICIMOD	NATIONAL ENVIRONMENT COMMISSION	SECRETARIAT	4004	Establishment of Bhutan Climate Observatory to Monitor the Atmosphere Pollutants	1,291	-	1,291
ICIMOD	NATIONAL CENTER FOR HYDROLOGY AND METEOROLOGY	SECRETARIAT	4003	Cryosphere Monitoring Program (CMP) - Bhutan	9,384	-	9,384
ICIMOD	MINISTRY OF AGRICULTURE & FORESTS	DEPARTMENT OF FOREST AND PARK SERVICES	4078	REDD+ Himalayas: Developing and using experience in implementing REDD in the Himalayas	4,586	-	4,586
ICIMOD	MINISTRY OF ECONOMIC AFFAIRS	DEPARTMENT OF HYDRO-MET SERVICES	4003	Cryosphere Monitoring Program (CMP) - Bhutan	-1,728	-	-1,728

DONOR	ADMINISTRATIVE UNIT	SPENDING AGENCY/ DEPARTMENT	FI CODE	PROJECT NAME	CASH	KIND	TOTAL
ICIMOD	DZONGKHAG ADMINISTRATION, TSIRANG	CIVIL	4052	HIMALICA	3.198	-	3.198
			ICIMOD TOTAL		16.73	-	16.73
IFAD	MINISTRY OF AGRICULTURE & FORESTS	SECRETARIAT	4128	Commercial Agriculture & Resilient Livelihoods Enhancement Programme (CARLEP-GRANT)	2.45	-	2.45
IFAD	MINISTRY OF AGRICULTURE & FORESTS	DEPARTMENT OF AGRICULTURE	4129	Commercial Agriculture & Resilient Livelihoods Enhancement Programme (CARLEP-Trust Grant)	12.25	-	12.25
IFAD	MINISTRY OF AGRICULTURE & FORESTS	DEPARTMENT OF AGRICULTURE	4128	Commercial Agriculture & Resilient Livelihoods Enhancement Programme (CARLEP-GRANT)	8.228	-	8.228
IFAD	DZONGKHAG ADMINISTRATION, LHUEITSE	AGRICULTURE	4128	Commercial Agriculture & Resilient Livelihoods Enhancement Programme (CARLEP-GRANT)	0.028	-	0.028
IFAD	DZONGKHAG ADMINISTRATION, LHUEITSE	AGRICULTURE	4129	Commercial Agriculture & Resilient Livelihoods Enhancement Programme (CARLEP-Trust Grant)	1.21	-	1.21
IFAD	DZONGKHAG ADMINISTRATION, MONGAR	AGRICULTURE	4128	Commercial Agriculture & Resilient Livelihoods Enhancement Programme (CARLEP-GRANT)	0.1	-	0.1
IFAD	DZONGKHAG ADMINISTRATION, MONGAR	AGRICULTURE	4129	Commercial Agriculture & Resilient Livelihoods Enhancement Programme (CARLEP-Trust Grant)	2.759	-	2.759
IFAD	DZONGKHAG ADMINISTRATION, PEMA GATSHEL	AGRICULTURE	4128	Commercial Agriculture & Resilient Livelihoods Enhancement Programme (CARLEP-GRANT)	0.235	-	0.235
IFAD	DZONGKHAG ADMINISTRATION, PEMA GATSHEL	AGRICULTURE	4129	Commercial Agriculture & Resilient Livelihoods Enhancement Programme (CARLEP-Trust Grant)	1.643	-	1.643
IFAD	DZONGKHAG ADMINISTRATION, SAMDRUP JONGKHAR	AGRICULTURE	4128	Commercial Agriculture & Resilient Livelihoods Enhancement Programme (CARLEP-GRANT)	0.956	-	0.956
IFAD	DZONGKHAG ADMINISTRATION, SAMDRUP JONGKHAR	AGRICULTURE	4129	Commercial Agriculture & Resilient Livelihoods Enhancement Programme (CARLEP-Trust Grant)	1.654	-	1.654
IFAD	DZONGKHAG ADMINISTRATION, TRASHIGANG	AGRICULTURE	4128	Commercial Agriculture & Resilient Livelihoods Enhancement Programme (CARLEP-GRANT)	0.262	-	0.262

DONOR	ADMINISTRATIVE UNIT	SPENDING AGENCY/ DEPARTMENT	FI CODE	PROJECT NAME	CASH	KIND	TOTAL
IFAD	DZONGKHAG ADMINISTRATION, TRASHIGANG	AGRICULTURE	4129	Commercial Agriculture & Resilient Livelihoods Enhancement Programme (CARLEP-Trust Grant)	2.038	-	2.038
IFAD	DZONGKHAG ADMINISTRATION, TRASHI YANGTSE	AGRICULTURE	4128	Commercial Agriculture & Resilient Livelihoods Enhancement Programme (CARLEP-GRANT)	0.388	-	0.388
IFAD	DZONGKHAG ADMINISTRATION, TRASHI YANGTSE	AGRICULTURE	4129	Commercial Agriculture & Resilient Livelihoods Enhancement Programme (CARLEP-Trust Grant)	1.487	-	1.487
IFAD TOTAL							
IUCN	MINISTRY OF AGRICULTURE & FORESTS	DEPARTMENT OF FOREST AND PARK SERVICES	4136	Securing the future of Tigers in Bhutan-Manas Complex	23.213	-	23.213
IUCN TOTAL							
JAPAN	DZONGKHAG ADMINISTRATION, THIMPHU	CIVIL	4623	The Project for Construction of Satellite Clinic in Changjiji, Thimphu	4.67	-	4.67
JAPAN	DZONGKHAG ADMINISTRATION, TRASHI YANGTSE	CIVIL	4625	The Project for Construction of Common Facility Center for Traditional Handmade Paper Making in Trashiyangtse	4.688	-	4.688
JAPAN	DZONGKHAG ADMINISTRATION, TRASHI YANGTSE	AGRICULTURE	4624	The Project for Reconstruction of Irrigation Channels in Jamkhar Gewog, Trashiyangtse	4.765	-	4.765
JAPAN TOTAL							
MHPA	MINISTRY OF HOME & CULTURAL AFFAIRS	SECRETARIAT	2992	Institutional Strengthening & Setting up of GLOF Early Warning & Rainsorm Flood Forecasting in Mangdechhu & Chamkhararchhu Basin	-0.86	-	-0.86
MHPA	MINISTRY OF AGRICULTURE & FORESTS	DEPARTMENT OF FOREST AND PARK SERVICES	2871	Compensatory Afforestation along Mangdechhu Catchment	5.04	-	5.04
MHPA	MINISTRY OF ECONOMIC AFFAIRS	DEPARTMENT OF HYDRO-MET SERVICES	2992	Institutional Strengthening & Setting up of GLOF Early Warning & Rainsorm Flood Forecasting in Mangdechhu & Chamkhararchhu Basin	-0.026	-	-0.026
MHPA	BARDO GEWOG, ZHEIMGANG	CIVIL	4574	Improving the Livelihood of Communities through Accessibility to Market and Services	7.871	-	7.871

DONOR	ADMINISTRATIVE UNIT	SPENDING AGENCY/ DEPARTMENT	FI CODE	PROJECT NAME	CASH	KIND	TOTAL
MHPA	NANGKOR GEWOG, ZHEMGANG	CIVIL	4574	Improving the Livelihood of Communities through Accessibility to Market and Services	45,816	-	45,816
MHPA	SHINGKHAR GEWOG, ZHEMGANG	CIVIL	4574	Improving the Livelihood of Communities through Accessibility to Market and Services	2,318	-	2,318
MHPA	TRONG GEWOG, ZHEMGANG	CIVIL	4574	Improving the Livelihood of Communities through Accessibility to Market and Services	2,178	-	2,178
MHPA	DZONGKHAG ADMINISTRATION, TRONGSA	HEALTH	2993	To implement various Schemes, emanating from Environment Impact Assessment/Environment Management Plan of MHPA	10,48	-	10,48
MHPA TOTAL					72,817	-	72,817
NETHER- LN	MINISTRY OF WORKS & HUMAN SETTLEMENT	DEPARTMENT OF ROADS	2685	Poverty Alleviation through Road Development in Southern Bhutan	173.57	-	173.57
NETHERLN TOTAL					173.57	-	173.57
OECD	NATIONAL STATISTICS BUREAU	SECRETARIAT	4540	Strengthen the Bhutan Statistical System (BSS)	0.232	-	0.232
OECD TOTAL					0.232	-	0.232
PHPA	MINISTRY OF AGRICULTURE & FORESTS	DEPARTMENT OF FOREST AND PARK SERVICES	3029	Compensatory Afforestation	6.29	-	6.29
PHPA TOTAL					6.29	-	6.29
PHPA II	MINISTRY OF AGRICULTURE & FORESTS	DEPARTMENT OF FOREST AND PARK SERVICES	3030	Compensatory Afforestation	9.547	-	9.547
PHPA II	MINISTRY OF AGRICULTURE & FORESTS	DEPARTMENT OF FOREST AND PARK SERVICES	4514	Compensatory Afforestation/Reforestation along Punakha and Wangdue Valley	7.408	-	7.408
PHPA II	MINISTRY OF AGRICULTURE & FORESTS	DEPARTMENT OF FOREST AND PARK SERVICES	4635	Compensatory Afforestation in established community forests under JDNP, Gasa	2.133	-	2.133
PHPA II	MINISTRY OF AGRICULTURE & FORESTS	DEPARTMENT OF FOREST AND PARK SERVICES	4637	Compensatory Afforestation within the established community forests under Tsiurang Division	1.33	-	1.33
PHPA II	MINISTRY OF AGRICULTURE & FORESTS	DEPARTMENT OF FOREST AND PARK SERVICES	4638	Compensatory Afforestation within the established community forests under Dagana Division	1.449	-	1.449
PHPA II TOTAL					21,867	-	21,867
RBG-Kew- UK	MINISTRY OF AGRICULTURE & FORESTS	DEPARTMENT OF AGRICULTURE	4384	100 Trees Species Seed Conservation Project in Partnership with Millenium Seed Bank, Royal Botanical Gardens, Kew, UK	0.38	-	0.38

DONOR	ADMINISTRATIVE UNIT	SPENDING AGENCY/ DEPARTMENT	FI CODE	PROJECT NAME	CASH	KIND	TOTAL
RBG-Kew-UK	MINISTRY OF AGRICULTURE & FORESTS	DEPARTMENT OF FOREST AND PARK SERVICES	4384	100 Trees Species Seed Conservation Project in Partnership with Millennium Seed Bank, Royal Botanical Gardens, Kew, UK	3.099	-	3.099
		RBG-Kew-UK TOTAL			3.479	-	3.479
READ	MINISTRY OF FINANCE	DEPARTMENT OF PUBLIC ACCOUNTS	2855	READ Bhutan: Rural Education and Development	12.732	-	12.732
		READ TOTAL			12.732	-	12.732
SCF/USA	MINISTRY OF EDUCATION	SECRETARIAT	4096	Support to Comprehensive Disaster Management Project for Education Sector (CDMPES) through the DoSE, MoE	1.799	-	1.799
SCF/USA	MINISTRY OF EDUCATION	DEPARTMENT OF SCHOOL EDUCATION	4096	Support to Comprehensive Disaster Management Project for Education Sector (CDMPES) through the DoSE, MoE	2.845	-	2.845
SCF/USA	DZONGKHAG ADMINISTRATION, PARO	CIVIL	4097	Support to Comprehensive Disaster Management Project for Education Sector (CDMPES) through the Dzongkhag Administration , Paro	0.68	-	0.68
		SCF/USA TOTAL			5.324	-	5.324
SDC	ANTI-CORRUPTION COMMISSION	SECRETARIAT	2932	DG+ Democratic Governance Programme	-0.086	-	-0.086
SDC	GROSS NATIONAL HAPPINESS COMMISSION	SECRETARIAT	4035	Support to Judiciary of Bhutan Legal Sector Programme	0.041	-	0.041
SDC	GROSS NATIONAL HAPPINESS COMMISSION	SECRETARIAT	2932	DG+ Democratic Governance Programme	-3.02	-	-3.02
SDC	BHUTAN NATIONAL LEGAL INSTITUTE	NA	4035	Support to Judiciary of Bhutan Legal Sector Programme	-0.041	-	-0.041
SDC	MINISTRY OF INFORMATION & COMMUNICATIONS	SECRETARIAT	2932	DG+ Democratic Governance Programme	-0.77	-	-0.77
SDC	MINISTRY OF EDUCATION	DEPARTMENT OF YOUTH & SPORTS	2932	DG+ Democratic Governance Programme	0.856	-	0.856
		SDC TOTAL			-3.02	-	-3.02
SDF	MINISTRY OF INFORMATION & COMMUNICATIONS	SECRETARIAT	2727	Empowering Rural Communities: Reaching the Unreached	-0.612	-	-0.612
		SDF TOTAL			-0.612	-	-0.612

DONOR	ADMINISTRATIVE UNIT	SPENDING AGENCY/ DEPARTMENT	FI CODE	PROJECT NAME	CASH	KIND	TOTAL
SHC+	KHESAR GYALPO UNIVERSITY OF MEDICAL SCIENCES OF BHUTAN	NA	4151	Swiss Healthcare+ Project (Wangdicholing Hospital)	0.284	-	0.284
SHC+	KHESAR GYALPO UNIVERSITY OF MEDICAL SCIENCES OF BHUTAN	SECRETARIAT	4151	Swiss Healthcare+ Project (Wangdicholing Hospital)	0.303	-	0.303
SHC+	DZONGKHAG ADMINISTRATION, BUMTHANG	HEALTH	4151	Swiss Healthcare+ Project (Wangdicholing Hospital)	3.8	-	3.8
SHC+ TOTAL					4.387	-	4.387
SRC	MINISTRY OF HOME & CULTURAL AFFAIRS	DEPARTMENT OF DISASTER MANAGEMENT	4619	Disaster Preparedness Pilot Project (DPPP)	18.979	-	18.979
SRC	MINISTRY OF HEALTH	DEPARTMENT OF MEDICAL SERVICES	4492	Community Health Pilot Project (Swiss Red Cross)	3.331	-	3.331
SRC TOTAL					22.309	-	22.309
ThyE	MINISTRY OF AGRICULTURE & FORESTS	DEPARTMENT OF FOREST AND PARK SERVICES	4515	Compensatory Afforestation/Reforestation along Trongsa Valley	8.74	-	8.74
ThyE TOTAL					8.74	-	8.74
TURKEY	MINISTRY OF FOREIGN AFFAIRS	SECRETARIAT	4533	Strengthening of the ICT infrastructure of the MoFA, RGoB	1.188	-	1.188
TURKEY TOTAL					1.188	-	1.188
UFS	MINISTRY OF FINANCE	DEPARTMENT OF PUBLIC ACCOUNTS	2000	Unidentified Financing Sources (External)	31.635	-	31.635
UFS	MINISTRY OF EDUCATION	SECRETARIAT	2000	Unidentified Financing Sources (External)	-5.676	-	-5.676
UFS TOTAL					25.96	-	25.96
UNDP	ANTI-CORRUPTION COMMISSION	SECRETARIAT	4606	Support to Anti-Corruption Commission	11.929	-	11.929
UNDP	ELECTION COMMISSION OF BHUTAN	SECRETARIAT	4605	Support to Election Commission	2.196	-	2.196
UNDP	ELECTION COMMISSION OF BHUTAN	SECRETARIAT	2881	HCFC Phase-out Management Plan for Bhutan	1.185	-	1.185

DONOR	ADMINISTRATIVE UNIT	SPENDING AGENCY/ DEPARTMENT	FI CODE	PROJECT NAME	CASH	KIND	TOTAL
UNDP	MINISTRY OF AGRICULTURE & FORESTS	DEPARTMENT OF FOREST AND PARK SERVICES	1007	Small Grants Programme	5.054	-	5.054
UNDP	DZONGKHAG ADMINISTRATION, ZHEMGANG	CIVIL	1007	Small Grants Programme	0.272	-	0.272
UNDP	DZONGKHAG ADMINISTRATION, ZHEMGANG	AGRICULTURE	1007	Small Grants Programme	3.076	-	3.076
UNDP	DZONGKHAG ADMINISTRATION, TRASHIGANG	AGRICULTURE	1007	Small Grants Programme	1.17	-	1.17
UNDP TOTAL					24.883	-	24.883
UNDP IPF	NATIONAL ASSEMBLY OF BHUTAN	SECRETARIAT	3001	Parliamentary Development	6.294	-	6.294
UNDP IPF	OFFICE OF THE ATTORNEY GENERAL	SECRETARIAT	2999	Access to Justice	2.797	-	2.797
UNDP IPF	GROSS NATIONAL HAPPINESS COMMISSION	SECRETARIAT	2301	UN Support to Result based Planning and M&E for the MDGs and GNH	8.393	-	8.393
UNDP IPF	NATIONAL ENVIRONMENT COMMISSION	SECRETARIAT	2845	NAPA-2 Project Preparatory Grant	15.564	-	15.564
UNDP IPF	NATIONAL STATISTICS BUREAU	SECRETARIAT	3002	Women's Participation	0.655	-	0.655
UNDP IPF	NATIONAL COMMISSION FOR WOMEN & CHILDREN	SECRETARIAT	3002	Women's Participation	3.232	-	3.232
UNDP IPF	NATIONAL CENTER FOR HYDROLOGY AND METEOROLOGY	SECRETARIAT	2845	NAPA-2 Project Preparatory Grant	16.722	-	16.722
UNDP IPF	MINISTRY OF HOME & CULTURAL AFFAIRS	DEPARTMENT OF LOCAL GOVERNANCE	3002	Women's Participation	2.1	-	2.1
UNDP IPF	MINISTRY OF HOME & CULTURAL AFFAIRS	DEPARTMENT OF DISASTER MANAGEMENT	2845	NAPA-2 Project Preparatory Grant	5.061	-	5.061
UNDP IPF	MINISTRY OF FINANCE	DEPARTMENT OF NATIONAL BUDGET	3002	Women's Participation	0.393	-	0.393

DONOR	ADMINISTRATIVE UNIT	SPENDING AGENCY/ DEPARTMENT	FI CODE	PROJECT NAME	CASH	KIND	TOTAL
UNDP IPF	MINISTRY OF AGRICULTURE & FORESTS	SECRETARIAT	3016	Nagoya Protocol: Access to Genetic resources and benefit sharing in Bhutan	3,647	-	3,647
UNDP IPF	MINISTRY OF AGRICULTURE & FORESTS	DEPARTMENT OF AGRICULTURE	3016	Nagoya Protocol: Access to Genetic resources and benefit sharing in Bhutan	11,657	-	11,657
UNDP IPF	MINISTRY OF AGRICULTURE & FORESTS	DEPARTMENT OF LIVESTOCK	3016	Nagoya Protocol: Access to Genetic resources and benefit sharing in Bhutan	2,529	-	2,529
UNDP IPF	MINISTRY OF AGRICULTURE & FORESTS	DEPARTMENT OF FOREST AND PARK SERVICES	2845	NAPA-2 Project Preparatory Grant	1,454	-	1,454
UNDP IPF	MINISTRY OF ECONOMIC AFFAIRS	DEPARTMENT OF GEOLOGY AND MINES	2845	NAPA-2 Project Preparatory Grant	-5,147	-	-5,147
UNDP IPF	MINISTRY OF ECONOMIC AFFAIRS	DEPARTMENT OF HYDRO-MET SERVICES	2845	NAPA-2 Project Preparatory Grant	4,914	-	4,914
UNDP IPF	MINISTRY OF WORKS & HUMAN SETTLEMENT	SECRETARIAT	2845	NAPA-2 Project Preparatory Grant	3,803	-	3,803
UNDP IPF	MINISTRY OF WORKS & HUMAN SETTLEMENT	DEPARTMENT OF URBAN DEVELOPMENT & ENGINEERING SERVICES	2845	NAPA-2 Project Preparatory Grant	36,486	-	36,486
UNDP IPF	MINISTRY OF WORKS & HUMAN SETTLEMENT	DEPARTMENT OF ENGINEERING SERVICES	2845	NAPA-2 Project Preparatory Grant	0,563	-	0,563
UNDP IPF	MINISTRY OF HEALTH	SECRETARIAT	3002	Women's Participation	3,457	-	3,457
UNDP IPF	DZONGKHAG ADMINISTRATION, MONGAR	URBAN DEVELOPMENT & ENGINEERING	2845	NAPA-2 Project Preparatory Grant	2,247	-	2,247
UNDP IPF TOTAL					126,821	-	126,821
UNEP	NATIONAL ENVIRONMENT COMMISSION	SECRETARIAT	4122	Preparation of Third National Communications	4,544	-	4,544
UNEP	NATIONAL ENVIRONMENT COMMISSION	SECRETARIAT	1966	Institutional Strengthening (IS)	1,936	-	1,936
UNEP	MINISTRY OF AGRICULTURE & FORESTS	DEPARTMENT OF FOREST AND PARK SERVICES	4054	SSFA: Economics of Ecosystem and Biodiversity om Bhutan	1,551	-	1,551
UNEP	MINISTRY OF AGRICULTURE & FORESTS	DEPARTMENT OF FOREST AND PARK SERVICES	4621	Support to Preparation of the Interim National Report on the Implementation of the Nagoya Protocol in Bhutan	0,958	-	0,958
UNEP TOTAL					8,989	-	8,989

DONOR	ADMINISTRATIVE UNIT	SPENDING AGENCY/ DEPARTMENT	FI CODE	PROJECT NAME	CASH	KIND	TOTAL
UNESCO	MINISTRY OF HOME & CULTURAL AFFAIRS	DEPARTMENT OF CULTURE	3031	International Competition on Cultural Landscape	1.936	-	1.936
UNESCO	MINISTRY OF EDUCATION	SECRETARIAT	1871	Participation Programme 2004-2005	2.999	-	2.999
UNESCO	MINISTRY OF EDUCATION	SECRETARIAT	2340	Mitsubishi - 2008	0.192	-	0.192
UNESCO TOTAL							
UNFPA	ROYAL UNIVERSITY OF BHUTAN	SECRETARIAT	2591	UNFPA-Quality Education	1.937	-	1.937
UNFPA	NATIONAL STATISTICS BUREAU	SECRETARIAT	2295	UN Support to results base planning and M&E for the MDGs and GNH	0.253	-	0.253
UNFPA	KHESAR GYALPO UNIVERSITY OF MEDICAL SCIENCES OF BHUTAN	SECRETARIAT	2586	UN Support to Health (RIHS)	1.305	-	1.305
UNFPA	MINISTRY OF HEALTH	SECRETARIAT	2320	UN Support to Gender Equity and Equality	2.103	-	2.103
UNFPA	MINISTRY OF HEALTH	SECRETARIAT	2293	UN Support	2.239	-	2.239
UNFPA	MINISTRY OF HEALTH	SECRETARIAT	2679	Strengthening of Bhutan Nun's Foundation (BNF)	0.363	-	0.363
UNFPA	MINISTRY OF HEALTH	DEPARTMENT OF PUBLIC HEALTH	2293	UN Support	3.356	-	3.356
UNFPA	MINISTRY OF EDUCATION	DEPARTMENT OF YOUTH & SPORTS	2243	UNFPA-Quality Education	2.217	-	2.217
UNFPA TOTAL							
UNICEF	NATIONAL ASSEMBLY OF BHUTAN	SECRETARIAT	2647	UN Support for Parliamentary Democracy in Bhutan to NAB & NCB	0.975	-	0.975
UNICEF	COUNCIL FOR RELIGIOUS AFFAIRS	SECRETARIAT	2305	UN Support to Health (Water, Sanitation & Hygiene)	14.461	-	14.461
UNICEF	OFFICE OF THE ATTORNEY GENERAL	SECRETARIAT	4585	Dissemination of Guidelines (child friendly pro-secution guidelines and diversion guidelines)	0.802	-	0.802
UNICEF	GROSS NATIONAL HAPPINESS COMMISSION	SECRETARIAT	2303	UN Support to result Based Planning and M&E for the MDGs and GNH	0.758	-	0.758
UNICEF	ROYAL UNIVERSITY OF BHUTAN	SECRETARIAT	2215	UNICEF-Quality Education	3.528	-	3.528

DONOR	ADMINISTRATIVE UNIT	SPENDING AGENCY/ DEPARTMENT	FI CODE	PROJECT NAME	CASH	KIND	TOTAL
UNICEF	ROYAL UNIVERSITY OF BHUTAN	SECRETARIAT	2303	UN Support to result Based Planning and M&E for the MDGs and GNH	2.522	-	2.522
UNICEF	ROYAL UNIVERSITY OF BHUTAN	SECRETARIAT	4588	Development of Social Work Education Programme	2.597	-	2.597
UNICEF	NATIONAL STATISTICS BUREAU	SECRETARIAT	2303	UN Support to result Based Planning and M&E for the MDGs and GNH	0.688	-	0.688
UNICEF	BHUTAN NARCOTICS CONTROL AUTHORITY	SECRETARIAT	2478	UN Support to Children & Youth Participation in Bhutan (BNCA)	0.821	-	0.821
UNICEF	NATIONAL COMMISSION FOR WOMEN & CHILDREN	SECRETARIAT	2310	UNICEF-Child Protection and Women Empowerment	2.036	-	2.036
UNICEF	ROYAL EDUCATION COUNCIL	SECRETARIAT	2215	UNICEF-Quality Education	0.844	-	0.844
UNICEF	KHESAR GYALPO UNIVERSITY OF MEDICAL SCIENCES OF BHUTAN	SECRETARIAT	2302	UN Support to Health (MCH/Nutrition)	1.591	-	1.591
UNICEF	MINISTRY OF HOME & CULTURAL AFFAIRS	ROYAL BHUTAN POLICE	2876	UN Support for Women's Empowerment and Gender Equality	0.372	-	0.372
UNICEF	MINISTRY OF HOME & CULTURAL AFFAIRS	DEPARTMENT OF IMMIGRATION	2877	UN Support for Women's Empowerment and Gender Equality	0.707	-	0.707
UNICEF	MINISTRY OF FINANCE	DEPARTMENT OF PUBLIC ACCOUNTS	2983	Child Protection & Gender	1.496	-	1.496
UNICEF	MINISTRY OF FINANCE	DEPARTMENT OF PUBLIC ACCOUNTS	2984	Good Governance	1.433	-	1.433
UNICEF	MINISTRY OF FINANCE	DEPARTMENT OF PUBLIC ACCOUNTS	3023	UN Support to Essential Social Services (Education Sub Theme Group)	0.74	-	0.74
UNICEF	MINISTRY OF FINANCE	DEPARTMENT OF PUBLIC ACCOUNTS	4048	Essential Social Services (Education Sub - Theme Group)	0.296	-	0.296
UNICEF	MINISTRY OF FINANCE	DEPARTMENT OF PUBLIC ACCOUNTS	4049	Gender Equality, Empowerment and Protection of Women and Children	0.615	-	0.615
UNICEF	MINISTRY OF FINANCE	DEPARTMENT OF PUBLIC ACCOUNTS	4050	Good Governance	2.132	-	2.132
UNICEF	MINISTRY OF FINANCE	DEPARTMENT OF PUBLIC ACCOUNTS	2335	UNICEF Support for Children and Youth Participation	1.968	-	1.968

DONOR	ADMINISTRATIVE UNIT	SPENDING AGENCY/ DEPARTMENT	FI CODE	PROJECT NAME	CASH	KIND	TOTAL
UNICEF	MINISTRY OF FINANCE	DEPARTMENT OF PUBLIC ACCOUNTS	2337	Planning, Monitoring and Communication	1.709	-	1.709
UNICEF	MINISTRY OF WORKS & HUMAN SETTLEMENT	SECRETARIAT	4065	WASH Programme	0.385	-	0.385
UNICEF	MINISTRY OF WORKS & HUMAN SETTLEMENT	DEPARTMENT OF ENGINEERING SERVICES	4065	WASH Programme	1.022	-	1.022
UNICEF	MINISTRY OF HEALTH	SECRETARIAT	2321	UN Support to Gender Equity and Equality	1.807	-	1.807
UNICEF	MINISTRY OF HEALTH	SECRETARIAT	2305	UN Support to Health (Water, Sanitation & Hygiene)	0.461	-	0.461
UNICEF	MINISTRY OF HEALTH	SECRETARIAT	2302	UN Support to Health (MCH/Nutrition)	1.633	-	1.633
UNICEF	MINISTRY OF HEALTH	DEPARTMENT OF MEDICAL SERVICES	2302	UN Support to Health (MCH/Nutrition)	0.328	-	0.328
UNICEF	MINISTRY OF HEALTH	DEPARTMENT OF PUBLIC HEALTH	2302	UN Support to Health (MCH/Nutrition)	21.266	-	21.266
UNICEF	MINISTRY OF HEALTH	DEPARTMENT OF PUBLIC HEALTH	2305	UN Support to Health (Water, Sanitation & Hygiene)	6.558	-	6.558
UNICEF	MINISTRY OF EDUCATION	SECRETARIAT	2215	UNICEF-Quality Education	-1.154	-	-1.154
UNICEF	MINISTRY OF EDUCATION	DEPARTMENT OF SCHOOL EDUCATION	2215	UNICEF-Quality Education	49.727	-	49.727
UNICEF	MINISTRY OF EDUCATION	DEPARTMENT OF SCHOOL EDUCATION	2305	UN Support to Health (Water, Sanitation & Hygiene)	4.639	-	4.639
UNICEF	MINISTRY OF EDUCATION	DEPARTMENT OF YOUTH & SPORTS	2215	UNICEF-Quality Education	9.337	-	9.337
UNICEF TOTAL					139.099	-	139.099
US	ELECTION COMMISSION OF BHUTAN	SECRETARIAT	4493	Promoting Child Protection and Child Rights through Strengthening Bhutan Children's Parliament through ECB	2.672	-	2.672
US	NATIONAL COMMISSION FOR WOMEN & CHILDREN	SECRETARIAT	4575	Establishment of Woman and Child Toll-free Helpline	7.364	-	7.364
US	NATIONAL COMMISSION FOR WOMEN & CHILDREN	SECRETARIAT	4034	Strengthening of Child Justice System in Bhutan	0.88	-	0.88
US	ROYAL EDUCATION COUNCIL	SECRETARIAT	4589	Comprehensive Disaster Management Project for Bhutan- Initiating the integration of DRR in formal school curriculum	1.965	-	1.965

DONOR	ADMINISTRATIVE UNIT	SPENDING AGENCY/ DEPARTMENT	FI CODE	PROJECT NAME	CASH	KIND	TOTAL
US	MINISTRY OF HOME & CULTURAL AFFAIRS	ROYAL BHUTAN POLICE	4034	Strengthening of Child Justice System in Bhutan	0.973	-	0.973
US	MINISTRY OF HOME & CULTURAL AFFAIRS	DEPARTMENT OF DISASTER MANAGEMENT	4591	CDMP for Bhutan- Support Rollout of Disaster Preparedness Training for Monastic Institutes/Schools (the project)	2.31	-	2.31
US	MINISTRY OF FINANCE	DEPARTMENT OF PUBLIC ACCOUNTS	4583	Comprehensive Disaster Management Project for Bhutan-Risk Assessment & Disaster Management Process in Thimphu	1.905	-	1.905
US	MINISTRY OF HEALTH	SECRETARIAT	4576	The Global Fund HIV Program	1.062	-	1.062
US	MINISTRY OF HEALTH	DEPARTMENT OF PUBLIC HEALTH	4576	The Global Fund HIV Program	1.744	-	1.744
US	MINISTRY OF HEALTH	DEPARTMENT OF PUBLIC HEALTH	4572	Care for child development Plus (C4CD Plus)	1.789	-	1.789
US	MINISTRY OF EDUCATION	DEPARTMENT OF ADULT & HIGHER EDUCATION	4595	Supporting Reading for Children with Special Needs	1.206	-	1.206
US	MINISTRY OF EDUCATION	DEPARTMENT OF ADULT & HIGHER EDUCATION	4496	Support to Adolescent Non Formal Education Programs through the DYS, MoE	0.22	-	0.22
US	MINISTRY OF EDUCATION	DEPARTMENT OF SCHOOL EDUCATION	4134	Crossing the Pass: ELM Scale Up in Bhutan	0.759	-	0.759
US	MINISTRY OF EDUCATION	DEPARTMENT OF SCHOOL EDUCATION	3019	Support to Increasing Access to Quality ECCD Program through the Department of School Education	1.011	-	1.011
US	MINISTRY OF EDUCATION	DEPARTMENT OF SCHOOL EDUCATION	4644	Support the ECCD and SEND Division	0.117	-	0.117
US	MINISTRY OF EDUCATION	DEPARTMENT OF YOUTH & SPORTS	4644	Support the ECCD and SEND Division	2.328	-	2.328
US	MINISTRY OF EDUCATION	DEPARTMENT OF YOUTH & SPORTS	4496	Support to Adolescent Non Formal Education Programs through the DYS, MoE	1.83	-	1.83
US TOTAL					30.134	-	30.134
US, AID	MINISTRY OF WORKS & HUMAN SETTLEMENT	SECRETARIAT	2852	Capacity-building in disaster and climate resilient construction	7.833	-	7.833
US, AID TOTAL					7.833	-	7.833
USF	BHUTAN INFORMATION COMMUNICATION MEDIA AUTHORITY	NA	2503	Universal Service Fund	0.56	-	0.56

DONOR	ADMINISTRATIVE UNIT	SPENDING AGENCY/ DEPARTMENT	FI CODE	PROJECT NAME	CASH	KIND	TOTAL
USF	BHUTAN INFORMATION COMMUNICATION MEDIA AUTHORITY	SECRETARIAT	2503	Universal Service Fund	16.95	-	16.95
					17.51	-	17.51
							USF TOTAL
W/BANK	ROYAL AUDIT AUTHORITY	SECRETARIAT	4123	Institutional Capacity Development of the Royal Audit Authority	4.82	-	4.82
W/BANK	CENTRE FOR BHUTAN STUDIES AND GNH RESEARCH	SECRETARIAT	4553	Bhutan-Operational Decision-Making Toolkit	6.414	-	6.414
W/BANK	GROSS NATIONAL HAPPINESS COMMISSION	SECRETARIAT	4564	Preparation of Strategic Program for Climate Resilience	67.369	-	67.369
W/BANK	NATIONAL STATISTICS BUREAU	SECRETARIAT	4566	BLESS Economic Census Project	18.566	-	18.566
W/BANK	NATIONAL CENTER FOR HYDROLOGY AND METEOROLOGY	SECRETARIAT	4513	Hydromet Services and Disaster Resilience Regional Project	42.112	-	42.112
W/BANK	MINISTRY OF HOME & CULTURAL AFFAIRS	DEPARTMENT OF CULTURE	2904	PHRD Grant for Improving Resilience to Seismic Risk	0.449	-	0.449
W/BANK	MINISTRY OF HOME & CULTURAL AFFAIRS	DEPARTMENT OF CULTURE	2904	PHRD Grant for Improving Resilience to Seismic Risk	-	3.511	3.511
W/BANK	MINISTRY OF HOME & CULTURAL AFFAIRS	DEPARTMENT OF DISASTER MANAGEMENT	2904	PHRD Grant for Improving Resilience to Seismic Risk	2.007	-	2.007
W/BANK	MINISTRY OF HOME & CULTURAL AFFAIRS	DEPARTMENT OF DISASTER MANAGEMENT	4513	Hydromet Services and Disaster Resilience Regional Project	8.574	-	8.574
W/BANK	MINISTRY OF FINANCE	DEPARTMENT OF PUBLIC ACCOUNTS	2985	Sustainable Financing for Biodiversity Conservation and Natural Resources Mgmt Project	39.388	-	39.388
W/BANK	MINISTRY OF FINANCE	DEPARTMENT OF PUBLIC ACCOUNTS	4616	MDF for Strengthening Public Financial Management Project	20	-	20
W/BANK	MINISTRY OF AGRICULTURE & FORESTS	SECRETARIAT	4069	REDD+ Readiness Preparation Proposal	23.516	-	23.516
W/BANK	MINISTRY OF AGRICULTURE & FORESTS	DEPARTMENT OF AGRICULTURE	4069	REDD+ Readiness Preparation Proposal	31.584	-	31.584

DONOR	ADMINISTRATIVE UNIT	SPENDING AGENCY/ DEPARTMENT	FI CODE	PROJECT NAME	CASH	KIND	TOTAL
W/BANK	MINISTRY OF AGRICULTURE & FORESTS	DEPARTMENT OF AGRICULTURE	4633	Additional Financing for REDD+	42,496	-	42,496
W/BANK	MINISTRY OF AGRICULTURE & FORESTS	DEPARTMENT OF AGRICULTURE	4584	Food Security & Agriculture Productivity Project	96,767	-	96,767
W/BANK	MINISTRY OF AGRICULTURE & FORESTS	DEPARTMENT OF FOREST AND PARK SERVICES	4069	REDD+ Readiness Preparation Proposal	6,106	-	6,106
W/BANK	MINISTRY OF ECONOMIC AFFAIRS	DEPARTMENT OF GEOLOGY AND MINES	2904	PHRD Grant for Improving Resilience to Seismic Risk	2,223	-	2,223
W/BANK	MINISTRY OF ECONOMIC AFFAIRS	DEPARTMENT OF HYDRO-MET SERVICES	4513	Hydromet Services and Disaster Resilience Regional Project	-4,962	-	-4,962
W/BANK	MINISTRY OF WORKS & HUMAN SETTLEMENT	SECRETARIAT	2904	PHRD Grant for Improving Resilience to Seismic Risk	4,702	-	4,702
W/BANK	MINISTRY OF WORKS & HUMAN SETTLEMENT	DEPARTMENT OF ENGINEERING SERVICES	2904	PHRD Grant for Improving Resilience to Seismic Risk	0,087	-	0,087
W/BANK	MINISTRY OF INFORMATION & COMMUNICATIONS	DEPARTMENT OF INFORMATION TECHNOLOGY & TELECOM	4002	CIRT & Policy and Regulatory Issues in the Telecom Sector	-0,146	-	-0,146
W/BANK	DZONGKHAG ADMINISTRATION, CHHUKHA	AGRICULTURE	4584	Food Security & Agriculture Productivity Project	2,789	-	2,789
W/BANK	DZONGKHAG ADMINISTRATION, HAA	AGRICULTURE	4584	Food Security & Agriculture Productivity Project	1,822	-	1,822
W/BANK	DZONGKHAG ADMINISTRATION, SAMTSE	AGRICULTURE	4584	Food Security & Agriculture Productivity Project	0,729	-	0,729
W/BANK	DZONGKHAG ADMINISTRATION, DAGANA	AGRICULTURE	4584	Food Security & Agriculture Productivity Project	2,462	-	2,462
W/BANK	DZONGKHAG ADMINISTRATION, SARPANG	AGRICULTURE	4584	Food Security & Agriculture Productivity Project	1,895	-	1,895
W/BANK TOTAL					421,769	3,511	425,28
WFP	MINISTRY OF FINANCE	DEPARTMENT OF PUBLIC ACCOUNTS	2290	WFP-Quality Education	4.8	-	4.8
WFP	MINISTRY OF AGRICULTURE & FORESTS	DEPARTMENT OF AGRICULTURE	2290	WFP-Quality Education	4,186	-	4,186

DONOR	ADMINISTRATIVE UNIT	SPENDING AGENCY/ DEPARTMENT	FI CODE	PROJECT NAME	CASH	KIND	TOTAL
WFP	MINISTRY OF EDUCATION	DEPARTMENT OF SCHOOL EDUCATION	2290	WFP-Quality Education	6.021	-	6.021
WFP TOTAL							
WHO	DRUG REGULATORY AUTHORITY	SECRETARIAT	2980	Health Systems	2.274	-	2.274
WHO	KHESAR GYALPO UNIVERSITY OF MEDICAL SCIENCES OF BHUTAN	SECRETARIAT	2977	Communicable Diseases	2.262	-	2.262
WHO	JIGME DORJI WANGCHUCK NATIONAL REFERRAL HOSPITAL	NA	2778	Study of HPV Prevalence in Bhutan: Improving cervical cancer prevention	2.264	-	2.264
WHO	MINISTRY OF AGRICULTURE & FORESTS	DEPARTMENT OF AGRICULTURE	2979	Promoting Health Through The Life Course	0.48	-	0.48
WHO	MINISTRY OF AGRICULTURE & FORESTS	DEPARTMENT OF LIVESTOCK	2977	Communicable Diseases	0.486	-	0.486
WHO	MINISTRY OF HEALTH	SECRETARIAT	2980	Health Systems	2.61	-	2.61
WHO	MINISTRY OF HEALTH	SECRETARIAT	2979	Promoting Health Through The Life Course	1.23	-	1.23
WHO	MINISTRY OF HEALTH	DEPARTMENT OF MEDICAL SERVICES	2979	Promoting Health Through The Life Course	1.316	-	1.316
WHO	MINISTRY OF HEALTH	DEPARTMENT OF MEDICAL SERVICES	2977	Communicable Diseases	3.133	-	3.133
WHO	MINISTRY OF HEALTH	DEPARTMENT OF MEDICAL SERVICES	2980	Health Systems	1.805	-	1.805
WHO	MINISTRY OF HEALTH	DEPARTMENT OF MEDICAL SERVICES	2981	Preparedness, Surveillance and Response	3.177	-	3.177
WHO	MINISTRY OF HEALTH	DEPARTMENT OF PUBLIC HEALTH	2981	Preparedness, Surveillance and Response	2.016	-	2.016
WHO	MINISTRY OF HEALTH	DEPARTMENT OF PUBLIC HEALTH	2980	Health Systems	3.736	-	3.736
WHO	MINISTRY OF HEALTH	DEPARTMENT OF PUBLIC HEALTH	2977	Communicable Diseases	9.122	-	9.122

DONOR	ADMINISTRATIVE UNIT	SPENDING AGENCY/ DEPARTMENT	FI CODE	PROJECT NAME	CASH	KIND	TOTAL
WHO	MINISTRY OF HEALTH	DEPARTMENT OF PUBLIC HEALTH	2978	Non Communicable Diseases	7.247	-	7.247
WHO	MINISTRY OF HEALTH	DEPARTMENT OF PUBLIC HEALTH	2979	Promoting Health Through The Life Course	5.719	-	5.719
WHO TOTAL							
WWF	NATIONAL ENVIRONMENT COMMISSION	SECRETARIAT	4622	Publication of Coffee Table Book "25 Years of Environment Conservation in Bhutan"	0.27	-	0.27
WWF	NATIONAL ENVIRONMENT COMMISSION	SECRETARIAT	4573	Support to NEC in Strengthening Integrated Water Management	0.671	-	0.671
WWF	TOURISM COUNCIL OF BHUTAN	SECRETARIAT	4152	Ecotourism Development in Manas, Southern Bhutan	6.015	-	6.015
WWF	MINISTRY OF AGRICULTURE & FORESTS	DEPARTMENT OF AGRICULTURE	4153	Human-wildlife management and improving food security in Bhutan	0.043	-	0.043
WWF	MINISTRY OF AGRICULTURE & FORESTS	DEPARTMENT OF FOREST AND PARK SERVICES	4571	Securing wildlife habitat and ecological connectivity in Transboundary Manas Conservation Area (TraMCA) Second Phase	12.498	-	12.498
WWF	MINISTRY OF AGRICULTURE & FORESTS	DEPARTMENT OF FOREST AND PARK SERVICES	4055	Conservation and Adaptation in Asia's High Mountain Landscapes and Communities	1.122	-	1.122
WWF	MINISTRY OF AGRICULTURE & FORESTS	DEPARTMENT OF FOREST AND PARK SERVICES	4056	Building Institutional Climate Analysis and Increasing Community Resilience to Climate Change	1.865	-	1.865
WWF	MINISTRY OF AGRICULTURE & FORESTS	DEPARTMENT OF FOREST AND PARK SERVICES	4085	Integrated Watershed Management at Nikachhu and Kurichhu sub basin	0.805	-	0.805
WWF	MINISTRY OF AGRICULTURE & FORESTS	DEPARTMENT OF FOREST AND PARK SERVICES	4102	Conservation for maintaining viable biodiversity and ecological connectivity in B2C2 landscape	9.307	-	9.307
WWF	MINISTRY OF AGRICULTURE & FORESTS	DEPARTMENT OF FOREST AND PARK SERVICES	4121	Ensuring Tiger Protection Beyond Protected Areas	4.8	-	4.8
WWF	MINISTRY OF AGRICULTURE & FORESTS	DEPARTMENT OF FOREST AND PARK SERVICES	4582	Securing Species Conservation in SWS through promoting Community Stewardship and Reducing Human Wildlife Conflict	0.27	-	0.27
WWF	MINISTRY OF AGRICULTURE & FORESTS	DEPARTMENT OF FOREST AND PARK SERVICES	4609	Conservation Assured Tiger Standards (CA TS)	4.239	-	4.239
WWF	MINISTRY OF AGRICULTURE & FORESTS	DEPARTMENT OF FOREST AND PARK SERVICES	4610	Strengthening Institution for Tiger Research in Royal Manas National Park	1.84	-	1.84

DONOR	ADMINISTRATIVE UNIT	SPENDING AGENCY/ DEPARTMENT	FI CODE	PROJECT NAME	CASH	KIND	TOTAL
WWF	MINISTRY OF AGRICULTURE & FORESTS	DEPARTMENT OF FOREST AND PARK SERVICES	4611	Revision of Tiger Plan	0.599	-	0.599
WWF	MINISTRY OF AGRICULTURE & FORESTS	DEPARTMENT OF FOREST AND PARK SERVICES	4612	Development of a National Data Repository for Aquatic Biodiversity	2.191	-	2.191
WWF	MINISTRY OF AGRICULTURE & FORESTS	DEPARTMENT OF FOREST AND PARK SERVICES	4617	Tagging Birds, connecting and educating people for conserving larger ecological landscapes	2.051	-	2.051
WWF	MINISTRY OF AGRICULTURE & FORESTS	DEPARTMENT OF FOREST AND PARK SERVICES	4618	Enhancing Community Livelihoods through Alternative Energy Source	1.058	-	1.058
WWF TOTAL					49.643	-	49.643
GRAND TOTAL					14,579.00	268.073	14,847.07

SCHEDULE 4: SCHEDULE OF INTERNATIONAL ASSISTANCE (LOANS) RECEIVED: BY DONOR DURING THE FISCAL 2017-18

Nu. in million

DONOR	ADMINISTRATIVE UNIT	SPENDING AGENCY/DEPARTMENT	FI CODE	PROJECT NAME	CASH	KIND	TOTAL
ADB	MINISTRY OF WORKS & HUMAN SETTLEMENT	DEPARTMENT OF URBAN DEVELOPMENT & ENGINEERING SERVICES	2791	Urban Infrastructure Project	102.971	-	102.971
ADB	MINISTRY OF WORKS & HUMAN SETTLEMENT	DEPARTMENT OF ENGINEERING SERVICES	2791	Urban Infrastructure Project	-	122.816	122.816
ADB TOTAL							
IDA	MINISTRY OF FINANCE	DEPARTMENT OF PUBLIC ACCOUNTS	4640	Strengthening Fiscal Mgmt & Pvt Sector Employment Opportunities DPC	1,955.13	-	1,955.13
IDA	MINISTRY OF AGRICULTURE & FORESTS	SECRETARIAT	2857	Remote Rural Communities Development Project	5	-	5
IDA	MINISTRY OF AGRICULTURE & FORESTS	DEPARTMENT OF AGRICULTURE	2857	Remote Rural Communities Development Project	92.696	-	92.696
IDA	MINISTRY OF WORKS & HUMAN SETTLEMENT	SECRETARIAT	3018	Project Preparation Advance for Additional Financing of UDP II	44.934	-	44.934
IDA	MINISTRY OF WORKS & HUMAN SETTLEMENT	DEPARTMENT OF ROADS	3018	Project Preparation Advance for Additional Financing of UDP II	36.966	-	36.966
IDA	MINISTRY OF WORKS & HUMAN SETTLEMENT	DEPARTMENT OF URBAN DEVELOPMENT & ENGINEERING SERVICES	3018	Project Preparation Advance for Additional Financing of UDP II	251.745	-	251.745
IDA TOTAL							
IFAD	MINISTRY OF AGRICULTURE & FORESTS	SECRETARIAT	4127	Commercial Agriculture & Resilient Livelihoods Enhancement Programme (CARLEP-LOAN)	4.6	-	4.6
IFAD	MINISTRY OF AGRICULTURE & FORESTS	DEPARTMENT OF AGRICULTURE	4127	Commercial Agriculture & Resilient Livelihoods Enhancement Programme (CARLEP-LOAN)	27.191	-	27.191
IFAD	DZONGKHAG ADMINISTRATION, LHUENTSE	AGRICULTURE	4127	Commercial Agriculture & Resilient Livelihoods Enhancement Programme (CARLEP-LOAN)	9.602	-	9.602
IFAD	DZONGKHAG ADMINISTRATION, MONGAR	AGRICULTURE	4127	Commercial Agriculture & Resilient Livelihoods Enhancement Programme (CARLEP-LOAN)	12.667	-	12.667
IFAD	DZONGKHAG ADMINISTRATION, PEMA GATSHEL	AGRICULTURE	4127	Commercial Agriculture & Resilient Livelihoods Enhancement Programme (CARLEP-LOAN)	4.977	-	4.977

DONOR	ADMINISTRATIVE UNIT	SPENDING AGENCY/DEPARTMENT	FI CODE	PROJECT NAME	CASH	KIND	TOTAL
IFAD	DZONGKHAG ADMINISTRATION, SAMDRUP JONGKHAR	AGRICULTURE	4127	Commercial Agriculture & Resilient Livelihoods Enhancement Programme (CARLEP-LOAN)	7.964	-	7.964
IFAD	DZONGKHAG ADMINISTRATION, TRASHIGANG	AGRICULTURE	4127	Commercial Agriculture & Resilient Livelihoods Enhancement Programme (CARLEP-LOAN)	7.764	-	7.764
IFAD	DZONGKHAG ADMINISTRATION, TRASHI YANGTSE	AGRICULTURE	4127	Commercial Agriculture & Resilient Livelihoods Enhancement Programme (CARLEP-LOAN)	12.172	-	12.172
IFAD TOTAL							
JICA	MINISTRY OF FINANCE	DEPARTMENT OF MACROECONOMIC AFFAIRS	2688	Rural Electrification Project(Phase II)	-	4.35	4.35
JICA TOTAL							
W/BANK	MINISTRY OF WORKS & HUMAN SETTLEMENT	DEPARTMENT OF URBAN DEVELOPMENT & ENGINEERING SERVICES	2634	Urban Development Project	14.793	-	14.793
W/BANK TOTAL							
GRAND TOTAL							
					2,591.17	127.165	2,718.33

SCHEDULE 5: EXPENDITURE SUMMARY BY IMF FUNCTIONAL CLASSIFICATION FOR THE FY 2017-18

Nu. in million

IMF Code	AU	AU ABBR.	PR	NAME	EXPENDITURE			FINANCING			TOTAL	
					CURRENT	CAPITAL	LENDING/ REPAYMENT	TOTAL	RGOB	GRANT		LOAN
01.1				<i>Exec/Legis Organs, Fin/External Affairs</i>								
	101.01	HMS	001	HIS MAJESTY'S SECRETARIAT SERVICES	32.519	0.71		33.228	33.228			33.228
	102.01	HMS	001	HIS MAJESTY'S SECRETARIAT SERVICES	20.187	0.05		20.237	20.237			20.237
	103.01	NAB	002	NATIONAL ASSEMBLY SERVICES	130.584	2.154		132.739	125.541	7.198		132.739
	104.01	NCB	003	NATIONAL COUNCIL SERVICES	106.098	3.661		109.76	109.76			109.76
	107.01	RCSC	008	RCSC SECRETARIAT SERVICES	58.984	227.149		286.134	118.671	167.462		286.134
	108.01	ACC	018	ANTI-CORRUPTION SERVICES	84.37	27.923		112.293	102.954	9.339		112.293
	109.01	ECB	019	NATIONAL ELECTION SERVICES	284.767	24.666		309.433	299.463	9.97		309.433
	110.01	RAA	007	ROYAL AUDIT SERVICES	174.818	150.277		325.094	202.673	122.421		325.094
	111.01	CS	013	CABINET SECRETARIAT SERVICES	53.716	23.58		77.296	49.663	27.633		77.296
	113.01	BOC	009	OLYMPIC SERVICES	25.972	147.318		173.29	46.762	126.528		173.29
	115.01	NLC	062	SURVEY & LAND RECORD SERVICES	100.045	18.817		118.861	114.698	4.164		118.861
	115.01	NLC	023	NATIONAL LAND SERVICES	56.738	78.685		135.424	135.424			135.424
	117.01	GNHC	081	SDS PROJECT MANAGEMENT SERVICES	1.379	5.373		6.752		6.752		6.752
	117.01	GNHC	006	NATIONAL PLANNING SERVICES	38.389	114.507		152.896	39.652	113.244		152.896
	121.01	NSB	017	NATIONAL STATISTICAL SERVICES	48.481	6.405		54.886	37.139	17.747		54.886
	127.01	NCWC	027	WOMEN & CHILDREN COMMISSION SERVICES	16.46	43.284		59.744	16.624	43.12		59.744
	131.01	BSB	068	STANDARD & QUALITY CONTROL SERVICES	27.637	3.446		31.083	31.083			31.083
	201.01	MHCA	031	CIVIL REGISTRATION & CENSUS SERVICES	22.265	33.657		55.922	54.522	1.4		55.922
	201.01	MHCA	032	IMMIGRATION SERVICE	95.007	8.231		103.238	102.531	0.707		103.238

IMF Code	AU	AU ABBR.	PR	NAME	EXPENDITURE				FINANCING				
					CURRENT	CAPITAL	LENDING/ REPAYMENT	TOTAL	RGOB	GRANT	LOAN	TOTAL	
	201.01	MHCA	035	DISASTER MANAGEMENT SERVICES	18.76	45.657		64.417	17.707	46.709		46.709	64.417
	202.01	MOF	036	FINANCIAL POLICY DIRECTION SERVICES	2,571.88	559.1	2,869.73	6,000.72	5,939.54	56.832	4.35	61.181	6,000.72
	202.01	MOF	037	REVENUE & CUSTOM SERVICES	319.837	69.269		389.106	362.581	26.525		26.525	389.106
	202.01	MOF	038	NATIONAL PROPERTY SERVICES	143.445	50.7		194.145	187.338	6.807		6.807	194.145
	202.01	MOF	039	NATIONAL BUDGET SERVICES	15.332	2.811		18.143	17.89	0.253		0.253	18.143
	202.01	MOF	040	PUBLIC ACCOUNTS SERVICES	3,973.57	3,471.80		7,445.37	5,879.28	1,566.09		1,566.09	7,445.37
	401.01	C/kha	028	MANAGEMENT & DIRECTION SERVICES	52.392	24.165		76.557	68.49	8.067		8.067	76.557
	401.01	C/kha	031	CIVIL REGISTRATION & CENSUS SERVICES	1.602	0.187		1.789	1.789				1.789
	401.02	GWG:SPS	028	MANAGEMENT & DIRECTION SERVICES	1.943			1.943	1.943				1.943
	401.03	GWG:BOG	028	MANAGEMENT & DIRECTION SERVICES	2.236	0.63		2.866	2.866				2.866
	401.04	GWG:CHG	028	MANAGEMENT & DIRECTION SERVICES	2.115	1.552		3.666	3.666				3.666
	401.05	GWG:DAG	028	MANAGEMENT & DIRECTION SERVICES	2.085			2.085	2.085				2.085
	401.06	GWG:GTG	028	MANAGEMENT & DIRECTION SERVICES	2.057	0.069		2.126	2.126				2.126
	401.07	GWG:LKG	028	MANAGEMENT & DIRECTION SERVICES	2.141	0.174		2.315	2.315				2.315
	401.08	GWG:DUG	028	MANAGEMENT & DIRECTION SERVICES	2.076	0.15		2.226	2.226				2.226
	401.09	GWG:GLG	028	MANAGEMENT & DIRECTION SERVICES	2.014	0.521		2.535	2.535				2.535
	401.10	GWG:LGG	028	MANAGEMENT & DIRECTION SERVICES	2.169	0.324		2.493	2.493				2.493
	401.11	GWG:MKG	028	MANAGEMENT & DIRECTION SERVICES	2.065			2.065	2.065				2.065
	401.12	GWG:PLG	028	MANAGEMENT & DIRECTION SERVICES	2.003	0.878		2.88	2.88				2.88
	402.01	Haa	028	MANAGEMENT & DIRECTION SERVICES	33.365	55.941		89.305	84.975	4.33		4.33	89.305
	402.01	Haa	031	CIVIL REGISTRATION & CENSUS SERVICES	1.961			1.961	1.961				1.961
	402.01	Haa	062	SURVEY & LAND RECORD SERVICES	2.72	0.571		3.291	3.291				3.291
	402.02	GWG:BJE	028	MANAGEMENT & DIRECTION SERVICES	1.991	1.709		3.7	3.7				3.7

IMF Code	AU	AU ABBR.	PR	NAME	EXPENDITURE				FINANCING				TOTAL
					CURRENT	CAPITAL	LENDING/ REPAYMENT	TOTAL	GRANT	LOAN	TOTAL	TOTAL	
	402.03	GWG:KSH	028	MANAGEMENT & DIRECTION SERVICES	2.012	0.795		2.807	2.807				2.807
	402.04	GWG:SBY	028	MANAGEMENT & DIRECTION SERVICES	2.053	0.2		2.253	2.253				2.253
	402.05	GWG:SAM	028	MANAGEMENT & DIRECTION SERVICES	1.957	0.545		2.502	2.502				2.502
	402.06	GWG:USE	028	MANAGEMENT & DIRECTION SERVICES	1.972	0.528		2.5	2.5				2.5
	402.07	GWG:GYG	028	MANAGEMENT & DIRECTION SERVICES	2.061			2.061	2.061				2.061
	403.01	Paro	028	MANAGEMENT & DIRECTION SERVICES	46.357	21.682		68.039	60.902	7.137		7.137	68.039
	403.01	Paro	031	CIVIL REGISTRATION & CENSUS SERVICES	1.597	0.3		1.897	1.897				1.897
	403.01	Paro	062	SURVEY & LAND RECORD SERVICES	4.667	1.15		5.816	5.816				5.816
	403.02	GWG:DOB	028	MANAGEMENT & DIRECTION SERVICES	1.986	0.563		2.549	2.549				2.549
	403.03	GWG:DOG	028	MANAGEMENT & DIRECTION SERVICES	1.768	0.812		2.58	1.78	0.8		0.8	2.58
	403.04	GWG:DOT	028	MANAGEMENT & DIRECTION SERVICES	1.882	0.455		2.337	2.337				2.337
	403.05	GWG:HOR	028	MANAGEMENT & DIRECTION SERVICES	1.937	0.486		2.423	2.423				2.423
	403.06	GWG:LAN	028	MANAGEMENT & DIRECTION SERVICES	1.962	0.61		2.572	2.572				2.572
	403.07	GWG:LUN	028	MANAGEMENT & DIRECTION SERVICES	2	0.44		2.44	2.44				2.44
	403.08	GWG:NAJ	028	MANAGEMENT & DIRECTION SERVICES	1.923	0.866		2.789	2.789				2.789
	403.09	GWG:SHA	028	MANAGEMENT & DIRECTION SERVICES	1.962	0.374		2.336	2.336				2.336
	403.10	GWG:TSE	028	MANAGEMENT & DIRECTION SERVICES	1.995	0.06		2.055	2.055				2.055
	403.11	GWG:WAN	028	MANAGEMENT & DIRECTION SERVICES	1.995	2.635		4.63	4.63				4.63
	404.01	S/tse	028	MANAGEMENT & DIRECTION SERVICES	65.246	36.395		101.641	81.388	20.253		20.253	101.641
	404.01	S/tse	031	CIVIL REGISTRATION & CENSUS SERVICES	1.557	0.05		1.607	1.607				1.607
	404.01	S/tse	062	SURVEY & LAND RECORD SERVICES	3.412	1.043		4.454	4.454				4.454
	404.02	GWG:BARA	028	MANAGEMENT & DIRECTION SERVICES	2.148	1.586		3.734	3.734				3.734
	404.03	GWG:BIRU	028	MANAGEMENT & DIRECTION SERVICES	2.083	0.5		2.583	2.583				2.583

IMF Code	AU	AU ABBR.	PR	NAME	EXPENDITURE				FINANCING			TOTAL
					CURRENT	CAPITAL	LENDING/ REPAYMENT	TOTAL	RGOB	GRANT	LOAN	
	404.04	GWG:CHAR	028	MANAGEMENT & DIRECTION SERVICES	2.011	1.871		3.882	3.882			3.882
	404.05	GWG:CHEN	028	MANAGEMENT & DIRECTION SERVICES	1.991	3.688		5.68	5.68			5.68
	404.06	GWG:DEN	028	MANAGEMENT & DIRECTION SERVICES	2.066	0.065		2.131	2.131			2.131
	404.07	GWG:DOR	028	MANAGEMENT & DIRECTION SERVICES	2.12	3.63		5.749	5.749			5.749
	404.08	GWG:DUM	028	MANAGEMENT & DIRECTION SERVICES	1.998	1.223		3.221	3.221			3.221
	404.09	GWG:GHU	028	MANAGEMENT & DIRECTION SERVICES	2.046	0.67		2.715	2.715			2.715
	404.10	GWG:LHA	028	MANAGEMENT & DIRECTION SERVICES	1.969			1.969	1.969			1.969
	404.11	GWG:TEN	028	MANAGEMENT & DIRECTION SERVICES	2.069	0.75		2.82	2.82			2.82
	404.12	GWG:NAINI	028	MANAGEMENT & DIRECTION SERVICES	1.995	0.581		2.576	2.576			2.576
	404.13	GWG:PUG	028	MANAGEMENT & DIRECTION SERVICES	1.989	0.461		2.45	2.45			2.45
	404.14	GWG:SAM	028	MANAGEMENT & DIRECTION SERVICES	1.978	0.805		2.784	2.784			2.784
	404.15	GWG:SIP	028	MANAGEMENT & DIRECTION SERVICES	2.006	1.878		3.884	3.884			3.884
	404.16	GWG:TAD	028	MANAGEMENT & DIRECTION SERVICES	1.933	0.373		2.306	2.306			2.306
	405.01	T/rang	028	MANAGEMENT & DIRECTION SERVICES	37.074	13.742		50.816	46.489	4.327		50.816
	405.01	T/rang	031	CIVIL REGISTRATION & CENSUS SERVICES	1.637	0.052		1.69	1.69			1.69
	405.01	T/rang	062	SURVEY & LAND RECORD SERVICES	3.677	0.313		3.99	3.99			3.99
	405.02	GWG:BEG	028	MANAGEMENT & DIRECTION SERVICES	1.987	0.8		2.787	2.787			2.787
	405.03	GWG:DUG	028	MANAGEMENT & DIRECTION SERVICES	1.96	0.69		2.65	2.65			2.65
	405.04	GWG:BAG	028	MANAGEMENT & DIRECTION SERVICES	1.996	0.751		2.747	2.747			2.747
	405.05	GWG:GOG	028	MANAGEMENT & DIRECTION SERVICES	1.957	3.354		5.311	5.311			5.311
	405.06	GWG:RAG	028	MANAGEMENT & DIRECTION SERVICES	1.974	0.532		2.505	2.505			2.505
	405.07	GWG:KIG	028	MANAGEMENT & DIRECTION SERVICES	2.005	0.893		2.898	2.898			2.898
	405.08	GWG:MEG	028	MANAGEMENT & DIRECTION SERVICES	1.96	0.695		2.655	2.655			2.655

IMF Code	AU	AU ABBR.	PR	NAME	EXPENDITURE				FINANCING			TOTAL
					CURRENT	CAPITAL	LENDING/ REPAYMENT	TOTAL	GRANT	LOAN	TOTAL	
	405.09	GWG:PAT	028	MANAGEMENT & DIRECTION SERVICES	1.987	0.511		2.498	2.498			2.498
	405.10	GWG:PGC	028	MANAGEMENT & DIRECTION SERVICES	2			2	2			2
	405.11	GWG:SHG	028	MANAGEMENT & DIRECTION SERVICES	2	0.199		2.199	2.199			2.199
	405.12	GWG:TSG	028	MANAGEMENT & DIRECTION SERVICES	1.936	0.269		2.204	2.204			2.204
	405.13	GWG:TGR	028	MANAGEMENT & DIRECTION SERVICES	1.986	2.522		4.508	4.508			4.508
	406.01	Dagana	028	MANAGEMENT & DIRECTION SERVICES	39.114	40.554		79.668	75.286	4.382		79.668
	406.01	Dagana	031	CIVIL REGISTRATION & CENSUS SERVICES	1.305			1.305	1.305			1.305
	406.01	Dagana	062	SURVEY & LAND RECORD SERVICES	3.083	0.137		3.22	3.22			3.22
	406.02	GWG:DOR	028	MANAGEMENT & DIRECTION SERVICES	2.005	0.406		2.411	2.411			2.411
	406.03	GWG:DRU	028	MANAGEMENT & DIRECTION SERVICES	1.888	0.8		2.688	2.688			2.688
	406.04	GWG:GESAR	028	MANAGEMENT & DIRECTION SERVICES	2.003			2.003	2.003			2.003
	406.05	GWG:GOSH	028	MANAGEMENT & DIRECTION SERVICES	1.99	0.1		2.09	2.09			2.09
	406.06	GWG:KANA	028	MANAGEMENT & DIRECTION SERVICES	2.017			2.017	2.017			2.017
	406.07	GWG:KHEBI	028	MANAGEMENT & DIRECTION SERVICES	2.046			2.046	2.046			2.046
	406.08	GWG:LAJA	028	MANAGEMENT & DIRECTION SERVICES	1.995	0.15		2.145	2.145			2.145
	406.09	GWG:TDING	028	MANAGEMENT & DIRECTION SERVICES	2.002	0.5		2.502	2.502			2.502
	406.10	GWG:T/GANG	028	MANAGEMENT & DIRECTION SERVICES	2.003	0.78		2.783	2.783			2.783
	406.11	GWG:TKHA	028	MANAGEMENT & DIRECTION SERVICES	1.869	0.3		2.169	2.169			2.169
	406.12	GWG:TEZA	028	MANAGEMENT & DIRECTION SERVICES	1.953			1.953	1.953			1.953
	406.13	GWG:DEO	028	MANAGEMENT & DIRECTION SERVICES	1.965	0.096		2.061	2.061			2.061
	406.14	GWG:LKHA	028	MANAGEMENT & DIRECTION SERVICES	1.907	0.678		2.585	2.585			2.585
	406.15	GWG:NICHU	028	MANAGEMENT & DIRECTION SERVICES	1.965	0.5		2.465	2.465			2.465
	407.01	Pikha	028	MANAGEMENT & DIRECTION SERVICES	48.172	28.06		74.231	64.706	9.525		74.231

IMF Code	AU	AU ABBR.	PR	NAME	EXPENDITURE				FINANCING				
					CURRENT	CAPITAL	LENDING/ REPAYMENT	TOTAL	RGOB	GRANT	LOAN	TOTAL	
	407.01	P/kha	031	CIVIL REGISTRATION & CENSUS SERVICES	1.374			1.374	1.374				1.374
	407.01	P/kha	062	SURVEY & LAND RECORD SERVICES	2.858			2.858	2.858				2.858
	407.02	GWG:CHHU	028	MANAGEMENT & DIRECTION SERVICES	2.003	0.6		2.603	2.603				2.603
	407.03	GWG:GOEN	028	MANAGEMENT & DIRECTION SERVICES	2.017	0.57		2.587	2.587				2.587
	407.04	GWG:GUMA	028	MANAGEMENT & DIRECTION SERVICES	1.975	0.659		2.634	2.634				2.634
	407.05	GWG:KAB	028	MANAGEMENT & DIRECTION SERVICES	2.022	0.389		2.411	2.411				2.411
	407.06	GWG:LING	028	MANAGEMENT & DIRECTION SERVICES	2.043	1		3.043	3.043				3.043
	407.07	GWG:SHE	028	MANAGEMENT & DIRECTION SERVICES	2.162	0.639		2.8	2.8				2.8
	407.08	GWG:TALO	028	MANAGEMENT & DIRECTION SERVICES	2.033	0.592		2.625	2.625				2.625
	407.09	GWG:TEO	028	MANAGEMENT & DIRECTION SERVICES	2.041	0.199		2.239	2.239				2.239
	407.10	GWG:ZOMI	028	MANAGEMENT & DIRECTION SERVICES	2.006	0.244		2.251	2.251				2.251
	407.11	GWG:BAAP	028	MANAGEMENT & DIRECTION SERVICES	2.012	2.184		4.196	4.196				4.196
	407.12	GWG:TOEP	028	MANAGEMENT & DIRECTION SERVICES	2.028	0.355		2.383	2.383				2.383
	408.01	W/du	028	MANAGEMENT & DIRECTION SERVICES	43.948	11.491		55.439	48.515	6.923			55.439
	408.01	W/du	031	CIVIL REGISTRATION & CENSUS SERVICES	1.234			1.234	1.234				1.234
	408.01	W/du	062	SURVEY & LAND RECORD SERVICES	4.303			4.303	4.303				4.303
	408.02	GWG:BJE	028	MANAGEMENT & DIRECTION SERVICES	2.029	0.2		2.229	2.229				2.229
	408.03	GWG:DAN	028	MANAGEMENT & DIRECTION SERVICES	1.986	0.124		2.11	2.11				2.11
	408.04	GWG:DAGA	028	MANAGEMENT & DIRECTION SERVICES	1.939	0.386		2.324	2.324				2.324
	408.05	GWG:GANG	028	MANAGEMENT & DIRECTION SERVICES	2.024			2.024	2.024				2.024
	408.06	GWG:GASEG	028	MANAGEMENT & DIRECTION SERVICES	1.961	0.072		2.032	2.032				2.032
	408.07	GWG:GASEW	028	MANAGEMENT & DIRECTION SERVICES	2.033	0.19		2.224	2.224				2.224

IMF Code	AU	AU ABBR.	PR	NAME	EXPENDITURE			FINANCING			TOTAL	
					CURRENT	CAPITAL	LENDING/ REPAYMENT	TOTAL	RGOB	GRANT		LOAN
	408.08	GWG:KAZHI	028	MANAGEMENT & DIRECTION SERVICES	1.992	0.88		2.872	2.872			2.872
	408.09	GWG:NAHI	028	MANAGEMENT & DIRECTION SERVICES	1.981	0.537		2.518	2.518			2.518
	408.10	GWG:NYISHO	028	MANAGEMENT & DIRECTION SERVICES	2.127	0.196		2.323	2.323			2.323
	408.11	GWG:PHANG	028	MANAGEMENT & DIRECTION SERVICES	2.022	1.116		3.138	3.138			3.138
	408.12	GWG:PHOBUJ	028	MANAGEMENT & DIRECTION SERVICES	1.991	8.093		10.083	10.083			10.083
	408.13	GWG:RUEP	028	MANAGEMENT & DIRECTION SERVICES	2.155	1		3.155	3.155			3.155
	408.14	GWG:SEPHU	028	MANAGEMENT & DIRECTION SERVICES	2.003	1.04		3.043	3.043			3.043
	408.15	GWG:ATHANG	028	MANAGEMENT & DIRECTION SERVICES	2.011	0.211		2.221	2.221			2.221
	408.16	GWG:THEDT	028	MANAGEMENT & DIRECTION SERVICES	1.964	1.509		3.473	3.473			3.473
	409.01	B/thang	028	MANAGEMENT & DIRECTION SERVICES	26.685	28.399		55.084	50.753	4.331		4.331
	409.01	B/thang	031	CIVIL REGISTRATION & CENSUS SERVICES	1.173			1.173	1.173			1.173
	409.01	B/thang	062	SURVEY & LAND RECORD SERVICES	3.074	2.697		5.771	5.771			5.771
	409.02	GWG:CHHOEK	028	MANAGEMENT & DIRECTION SERVICES	1.972	0.799		2.771	2.771			2.771
	409.03	GWG:CHHUME	028	MANAGEMENT & DIRECTION SERVICES	2.076	1.18		3.256	3.256			3.256
	409.04	GWG:TANG	028	MANAGEMENT & DIRECTION SERVICES	2.035	1.342		3.376	3.376			3.376
	409.05	GWG:URA	028	MANAGEMENT & DIRECTION SERVICES	2.052			2.052	2.052			2.052
	410.01	S/pang	028	MANAGEMENT & DIRECTION SERVICES	44.639	63.504		108.144	101.458	6.685		6.685
	410.01	S/pang	031	CIVIL REGISTRATION & CENSUS SERVICES	1.41			1.41	1.41			1.41
	410.01	S/pang	062	SURVEY & LAND RECORD SERVICES	6.332	3.07		9.402	9.402			9.402
	410.02	GWG:SAMT	028	MANAGEMENT & DIRECTION SERVICES	2.017	5.8		7.817	4.017	3.8		3.8
	410.03	GWG:CHUZ	028	MANAGEMENT & DIRECTION SERVICES	2.026	1.437		3.463	3.463			3.463
	410.04	GWG:DG	028	MANAGEMENT & DIRECTION SERVICES	2.008	1.659		3.667	3.667			3.667
	410.05	GWG:CHU	028	MANAGEMENT & DIRECTION SERVICES	2.08	0.95		3.03	3.03			3.03

IMF Code	AU	AU ABBR.	PR	NAME	EXPENDITURE				FINANCING			TOTAL
					CURRENT	CAPITAL	LENDING/ REPAYMENT	TOTAL	RGOB	GRANT	LOAN	
	410.06	GWG:TTHANG	028	MANAGEMENT & DIRECTION SERVICES	1.945	0.294		2.239	2.239			2.239
	410.07	GWG:GELE	028	MANAGEMENT & DIRECTION SERVICES	2.004	0.43		2.434	2.434			2.434
	410.08	GWG:GL	028	MANAGEMENT & DIRECTION SERVICES	1.96	1.154		3.113	3.113			3.113
	410.09	GWG:JIG	028	MANAGEMENT & DIRECTION SERVICES	2.183			2.183	2.183			2.183
	410.10	GWG:UML	028	MANAGEMENT & DIRECTION SERVICES	2.027	0.7		2.727	2.727			2.727
	410.11	GWG:SINGHI	028	MANAGEMENT & DIRECTION SERVICES	2.024	1.537		3.561	3.561			3.561
	410.12	GWG:SAR	028	MANAGEMENT & DIRECTION SERVICES	1.996	1.919		3.915	3.915			3.915
	410.13	GWG:SERZ	028	MANAGEMENT & DIRECTION SERVICES	1.974	2.186		4.16	4.16			4.16
	411.01	Zgang	028	MANAGEMENT & DIRECTION SERVICES	37.242	23.688		60.93	55.906	5.024		60.93
	411.01	Zgang	031	CIVIL REGISTRATION & CENSUS SERVICES	1.159			1.159	1.159			1.159
	411.01	Zgang	062	SURVEY & LAND RECORD SERVICES	4.171			4.171	4.171			4.171
	411.02	GWG:BARDO	028	MANAGEMENT & DIRECTION SERVICES	1.947	2.694		4.641	4.641			4.641
	411.03	GWG:BJOKA	028	MANAGEMENT & DIRECTION SERVICES	1.906			1.906	1.906			1.906
	411.04	GWG:INANG	028	MANAGEMENT & DIRECTION SERVICES	1.894	0.6		2.494	2.494			2.494
	411.05	GWG:NGANG	028	MANAGEMENT & DIRECTION SERVICES	1.899	0.9		2.799	2.799			2.799
	411.06	GWG:PHANG	028	MANAGEMENT & DIRECTION SERVICES	1.936			1.936	1.936			1.936
	411.07	GWG:SKHAR	028	MANAGEMENT & DIRECTION SERVICES	1.908	2.703		4.611	2.293	2.318		4.611
	411.08	GWG:TRONG	028	MANAGEMENT & DIRECTION SERVICES	1.841	0.15		1.991	1.991			1.991
	411.09	GWG:GSHIN	028	MANAGEMENT & DIRECTION SERVICES	1.99	1.112		3.102	3.102			3.102
	412.01	Tgsa	028	MANAGEMENT & DIRECTION SERVICES	30.145	47.061		77.206	56.82	20.386		77.206
	412.01	Tgsa	031	CIVIL REGISTRATION & CENSUS SERVICES	0.828			0.828	0.828			0.828
	412.01	Tgsa	062	SURVEY & LAND RECORD SERVICES	3.16			3.16	3.16			3.16
	412.02	GWG:DTG	028	MANAGEMENT & DIRECTION SERVICES	2.027	0.562		2.588	2.588			2.588

IMF Code	AU	AU ABBR.	PR	NAME	EXPENDITURE				FINANCING				TOTAL
					CURRENT	CAPITAL	LENDING/ REPAYMENT	TOTAL	RGOB	GRANT	LOAN	TOTAL	
	412.03	GWG:KPU	028	MANAGEMENT & DIRECTION SERVICES	2.03	0.778		2.807	2.807				2.807
	412.04	GWG:LGL	028	MANAGEMENT & DIRECTION SERVICES	2.028	1.643		3.671	3.671				3.671
	412.05	GWG:NUBI	028	MANAGEMENT & DIRECTION SERVICES	2.127	2.785		4.912	4.912				4.912
	412.06	GWG:TGI	028	MANAGEMENT & DIRECTION SERVICES	2.04	0.597		2.637	2.637				2.637
	413.01	L/se	028	MANAGEMENT & DIRECTION SERVICES	29.328	13.959		42.927	37.687	5.24		5.24	42.927
	413.01	L/se	031	CIVIL REGISTRATION & CENSUS SERVICES	1.078			1.078	1.078				1.078
	413.01	L/se	062	SURVEY & LAND RECORD SERVICES	2.449			2.449	2.449				2.449
	413.02	GWG:GANG	028	MANAGEMENT & DIRECTION SERVICES	2.004	3.912		5.916	5.916				5.916
	413.03	GWG:JAREY	028	MANAGEMENT & DIRECTION SERVICES	2.082	1.273		3.355	3.355				3.355
	413.04	GWG:KHO	028	MANAGEMENT & DIRECTION SERVICES	2.034	0.713		2.747	2.747				2.747
	413.05	GWG:KUR-GA	028	MANAGEMENT & DIRECTION SERVICES	1.918	0.15		2.068	2.068				2.068
	413.06	GWG:MINJAY	028	MANAGEMENT & DIRECTION SERVICES	1.928	2.324		4.251	2.671	1.58		1.58	4.251
	413.07	GWG:MINBI	028	MANAGEMENT & DIRECTION SERVICES	2.037			2.037	2.037				2.037
	413.08	GWG:METSHO	028	MANAGEMENT & DIRECTION SERVICES	1.974	0.35		2.324	2.324				2.324
	413.09	GWG:TCA	028	MANAGEMENT & DIRECTION SERVICES	2.009	0.105		2.114	2.114				2.114
	414.01	M/gar	028	MANAGEMENT & DIRECTION SERVICES	61.648	15.251		76.899	69.864	7.035		7.035	76.899
	414.01	M/gar	031	CIVIL REGISTRATION & CENSUS SERVICES	1.437			1.437	1.437				1.437
	414.01	M/gar	062	SURVEY & LAND RECORD SERVICES	4.235	1		5.235	5.235				5.235
	414.02	GWG:BALAM	028	MANAGEMENT & DIRECTION SERVICES	2.079	2.61		4.689	4.689				4.689
	414.03	GWG:CHALI	028	MANAGEMENT & DIRECTION SERVICES	2.022	4.539		6.561	6.561				6.561
	414.04	GWG:CHAS	028	MANAGEMENT & DIRECTION SERVICES	2.048	1.34		3.388	3.282	0.106		0.106	3.388
	414.05	GWG:D/TSE	028	MANAGEMENT & DIRECTION SERVICES	2.045			2.045	2.045				2.045
	414.06	GWG:D/PONG	028	MANAGEMENT & DIRECTION SERVICES	2.01	1.05		3.06	3.06				3.06

IMF Code	AU	AU ABBR.	PR	NAME	EXPENDITURE			FINANCING			TOTAL	
					CURRENT	CAPITAL	LENDING/ REPAYMENT	TOTAL	RGOB	GRANT		LOAN
	414.07	GWG:GONG	028	MANAGEMENT & DIRECTION SERVICES	2.187	1.029		3.216	3.216			3.216
	414.08	GWG:JUR	028	MANAGEMENT & DIRECTION SERVICES	2.089	3.02		5.109	5.109			5.109
	414.09	GWG:K/KHAR	028	MANAGEMENT & DIRECTION SERVICES	2.211	3		5.211	5.211			5.211
	414.10	GWG:MONGGA	028	MANAGEMENT & DIRECTION SERVICES	2.184	5.235		7.419	7.419			7.419
	414.11	GWG:NGAT	028	MANAGEMENT & DIRECTION SERVICES	1.962	2.848		4.81	4.81			4.81
	414.12	GWG:SALENG	028	MANAGEMENT & DIRECTION SERVICES	2.128	0.4		2.528	2.528			2.528
	414.13	GWG:SHER	028	MANAGEMENT & DIRECTION SERVICES	2.042	2		4.042	3.842	0.2	0.2	4.042
	414.14	GWG:SILAM	028	MANAGEMENT & DIRECTION SERVICES	2.083	2.3		4.383	4.383			4.383
	414.15	GWG:T/RONG	028	MANAGEMENT & DIRECTION SERVICES	2.094	1.558		3.652	3.652			3.652
	414.16	GWG:T/LING	028	MANAGEMENT & DIRECTION SERVICES	2.128	2.65		4.778	4.778			4.778
	414.17	GWG:T/MANG	028	MANAGEMENT & DIRECTION SERVICES	1.99	1		2.99	2.99			2.99
	414.18	GWG:NARANG	028	MANAGEMENT & DIRECTION SERVICES	2.047	0.15		2.197	2.197			2.197
	415.01	P/Gatshel	028	MANAGEMENT & DIRECTION SERVICES	42.316	62.257		104.573	60.196	44.377	44.377	104.573
	415.01	P/Gatshel	031	CIVIL REGISTRATION & CENSUS SERVICES	1.528			1.528	1.528			1.528
	415.01	P/Gatshel	062	SURVEY & LAND RECORD SERVICES	2.321	2.017		4.338	4.338			4.338
	415.02	GWG:CHONG	028	MANAGEMENT & DIRECTION SERVICES	2.11	0.8		2.91	2.91			2.91
	415.03	GWG:CHHIM	028	MANAGEMENT & DIRECTION SERVICES	2.051	0.1		2.151	2.151			2.151
	415.04	GWG:DUNG	028	MANAGEMENT & DIRECTION SERVICES	2.074	0.2		2.274	2.274			2.274
	415.05	GWG:KHAR	028	MANAGEMENT & DIRECTION SERVICES	2.081	0.2		2.281	2.281			2.281
	415.06	GWG:SHUMER	028	MANAGEMENT & DIRECTION SERVICES	2.081	0.8		2.881	2.881			2.881
	415.07	GWG:YUR	028	MANAGEMENT & DIRECTION SERVICES	2.071	0.3		2.371	2.371			2.371
	415.08	GWG:ZOB	028	MANAGEMENT & DIRECTION SERVICES	2.104	0.1		2.204	2.204			2.204
	415.09	GWG:D/LING	028	MANAGEMENT & DIRECTION SERVICES	2.253			2.253	2.253			2.253

IMF Code	AU	AU ABBR.	PR	NAME	EXPENDITURE				FINANCING				TOTAL
					CURRENT	CAPITAL	LENDING/ REPAYMENT	TOTAL	GRANT	LOAN	TOTAL	TOTAL	
	415.10	GWG-NORB	028	MANAGEMENT & DIRECTION SERVICES	2.167	0.15		2.317	2.317				2.317
	415.11	GWG-NANONG	028	MANAGEMENT & DIRECTION SERVICES	2.04	0.995		3.035	3.035				3.035
	415.12	GWG-C/LING	028	MANAGEMENT & DIRECTION SERVICES	2.14			2.14	2.14				2.14
	416.01	S/Jongkhar	028	MANAGEMENT & DIRECTION SERVICES	151.533	18.485		170.018	165.955	4.063		4.063	170.018
	416.01	S/Jongkhar	031	CIVIL REGISTRATION & CENSUS SERVICES	1.148			1.148	1.148				1.148
	416.01	S/Jongkhar	062	SURVEY & LAND RECORD SERVICES	3.107	0.109		3.216	3.216				3.216
	416.02	GWG-PHANG	028	MANAGEMENT & DIRECTION SERVICES	2.072	4.789		6.861	6.34	0.521		0.521	6.861
	416.03	GWG-PHANG	028	MANAGEMENT & DIRECTION SERVICES	1.953	2.264		4.216	4.216				4.216
	416.04	GWG-GOMDAR	028	MANAGEMENT & DIRECTION SERVICES	1.912	0.32		2.232	2.232				2.232
	416.05	GWG-W/PHU	028	MANAGEMENT & DIRECTION SERVICES	2.011	0.3		2.311	2.311				2.311
	416.06	GWG-L/PHU	028	MANAGEMENT & DIRECTION SERVICES	2.064	0.807		2.871	2.544	0.327		0.327	2.871
	416.07	GWG-LAURI	028	MANAGEMENT & DIRECTION SERVICES	1.861	0.117		1.977	1.861	0.117		0.117	1.977
	416.08	GWG-MART	028	MANAGEMENT & DIRECTION SERVICES	2.101	0.99		3.091	2.331	0.76		0.76	3.091
	416.09	GWG-DEO	028	MANAGEMENT & DIRECTION SERVICES	2.086	3.002		5.089	5.089				5.089
	416.10	GWG-ORONG	028	MANAGEMENT & DIRECTION SERVICES	2.037	0.236		2.273	2.273				2.273
	416.11	GWG-SG	028	MANAGEMENT & DIRECTION SERVICES	1.703	0.692		2.395	2.151	0.244		0.244	2.395
	416.12	GWG-SERTHI	028	MANAGEMENT & DIRECTION SERVICES	2.053			2.053	2.053				2.053
	417.01	T/gang	028	MANAGEMENT & DIRECTION SERVICES	64.023	38.142		102.164	91.713	10.451		10.451	102.164
	417.01	T/gang	031	CIVIL REGISTRATION & CENSUS SERVICES	1.679			1.679	1.679				1.679
	417.01	T/gang	062	SURVEY & LAND RECORD SERVICES	3.259	0.13		3.389	3.389				3.389
	417.02	GWG-BAR	028	MANAGEMENT & DIRECTION SERVICES	2.009	0.43		2.439	2.439				2.439
	417.03	GWG-BIDJUNG	028	MANAGEMENT & DIRECTION SERVICES	1.821			1.821	1.821				1.821
	417.04	GWG-K/LIUNG	028	MANAGEMENT & DIRECTION SERVICES	2.124	2		4.124	4.124				4.124

IMF Code	AU	AU ABBR.	PR	NAME	EXPENDITURE				FINANCING			TOTAL
					CURRENT	CAPITAL	LENDING/ REPAYMENT	TOTAL	RGOB	GRANT	LOAN	
	417.05	GWG:K/PARA	028	MANAGEMENT & DIRECTION SERVICES	1.98	0.923		2.903	2.903			2.903
	417.06	GWG:K/LING	028	MANAGEMENT & DIRECTION SERVICES	2.199	1.315		3.514	3.514			3.514
	417.07	GWG:LUMANG	028	MANAGEMENT & DIRECTION SERVICES	2.199	0.85		3.049	3.049			3.049
	417.08	GWG:MERAK	028	MANAGEMENT & DIRECTION SERVICES	1.957	1.3		3.257	3.257			3.257
	417.09	GWG:Y/NEER	028	MANAGEMENT & DIRECTION SERVICES	2	11.23		13.23	13.23			13.23
	417.10	GWG:P/MEY	028	MANAGEMENT & DIRECTION SERVICES	2.064	0.8		2.864	2.864			2.864
	417.11	GWG:RADHI	028	MANAGEMENT & DIRECTION SERVICES	1.966	0.35		2.316	2.316			2.316
	417.12	GWG:SAKTEN	028	MANAGEMENT & DIRECTION SERVICES	2.039	1.632		3.671	3.671			3.671
	417.13	GWG:S/KHAR	028	MANAGEMENT & DIRECTION SERVICES	2.144	0.768		2.912	2.912			2.912
	417.14	GWG:S/PHU	028	MANAGEMENT & DIRECTION SERVICES	2.031	0.8		2.831	2.831			2.831
	417.15	GWG:T/SHING	028	MANAGEMENT & DIRECTION SERVICES	2.025	1.208		3.233	3.233			3.233
	417.16	GWG:J/U	028	MANAGEMENT & DIRECTION SERVICES	1.939	0.85		2.789	2.789			2.789
	418.01	T/phu	028	MANAGEMENT & DIRECTION SERVICES	73.089	35.839		108.929	104.608	4.32		108.929
	418.01	T/phu	031	CIVIL REGISTRATION & CENSUS SERVICES	1.459			1.459	1.459			1.459
	418.01	T/phu	062	SURVEY & LAND RECORD SERVICES	3.305	0.543		3.848	3.848			3.848
	418.02	GWG:SOE	028	MANAGEMENT & DIRECTION SERVICES	2.007	0.345		2.353	2.353			2.353
	418.03	GWG:CHANG	028	MANAGEMENT & DIRECTION SERVICES	1.708	0.605		2.312	2.312			2.312
	418.04	GWG:DAGALA	028	MANAGEMENT & DIRECTION SERVICES	1.876	1.714		3.589	3.589			3.589
	418.05	GWG:GAYNEY	028	MANAGEMENT & DIRECTION SERVICES	1.987	0.368		2.355	2.355			2.355
	418.06	GWG:KAWANG	028	MANAGEMENT & DIRECTION SERVICES	2.008	3.238		5.246	5.246			5.246
	418.07	GWG:L/SHI	028	MANAGEMENT & DIRECTION SERVICES	1.779	1.886		3.665	3.665			3.665
	418.08	GWG:MEIWANG	028	MANAGEMENT & DIRECTION SERVICES	1.998			1.998	1.998			1.998
	418.09	GWG:NARO	028	MANAGEMENT & DIRECTION SERVICES	1.968	0.435		2.403	2.403			2.403

IMF Code	AU	AU ABBR.	PR	NAME	EXPENDITURE			FINANCING			TOTAL		
					CURRENT	CAPITAL	LENDING/ REPAYMENT	TOTAL	RGOB	GRANT		LOAN	TOTAL
	419.01	Casa	028	MANAGEMENT & DIRECTION SERVICES	35.356	48.887		84.242	79.42	4.822		4.822	84.242
	419.01	Casa	031	CIVIL REGISTRATION & CENSUS SERVICES	0.999			0.999	0.999				0.999
	419.01	Casa	062	SURVEY & LAND RECORD SERVICES	1.832	0.47		2.302	2.302				2.302
	419.02	GWG:KHAME	028	MANAGEMENT & DIRECTION SERVICES	1.938	3.461		5.399	4.066	1.333		1.333	5.399
	419.03	GWG:KHATOE	028	MANAGEMENT & DIRECTION SERVICES	2.045	1.595		3.64	3.64				3.64
	419.04	GWG:LAYA	028	MANAGEMENT & DIRECTION SERVICES	1.931	4.929		6.86	3.9	2.96		2.96	6.86
	419.05	GWG:LUNANA	028	MANAGEMENT & DIRECTION SERVICES	2.055	1.976		4.031	4.031				4.031
	420.01	TYangtse	028	MANAGEMENT & DIRECTION SERVICES	28.598	18.089		46.687	40.604	6.083		6.083	46.687
	420.01	TYangtse	031	CIVIL REGISTRATION & CENSUS SERVICES	0.801			0.801	0.801				0.801
	420.01	TYangtse	062	SURVEY & LAND RECORD SERVICES	3.233	0.198		3.431	3.431				3.431
	420.02	GWG:BLING	028	MANAGEMENT & DIRECTION SERVICES	2.123	0.45		2.573	2.573				2.573
	420.03	GWG:JKHAR	028	MANAGEMENT & DIRECTION SERVICES	2.096	2.248		4.344	4.344				4.344
	420.04	GWG:KDANG	028	MANAGEMENT & DIRECTION SERVICES	2.095	0.248		2.343	2.343				2.343
	420.05	GWG:RAMJAR	028	MANAGEMENT & DIRECTION SERVICES	2.03	0.23		2.26	2.26				2.26
	420.06	GWG:TOETS	028	MANAGEMENT & DIRECTION SERVICES	2.067	1.946		4.013	4.013				4.013
	420.07	GWG:TSHANG	028	MANAGEMENT & DIRECTION SERVICES	2.091	0.127		2.218	2.218				2.218
	420.08	GWG:YLLANG	028	MANAGEMENT & DIRECTION SERVICES	2.141	0.525		2.666	2.666				2.666
	420.09	GWG:YANGT	028	MANAGEMENT & DIRECTION SERVICES	2.08	0.799		2.879	2.879				2.879
				SUB-CLASSIFICATION TOTAL 01.1	9,917.19	5,996.66		2,869.73	16,215.51	2,563.73	4.35	2,568.08	18,783.59
01.2				<i>Foreign Economic Aid</i>									
	203.01	MFA	041	FOREIGN POLICY DIRECTION SERVICES	218.249	38.854		257.103	244.142	12.961		12.961	257.104
	203.01	MFA	042	FOREIGN RELATIONS SERVICES	411.27	71.611		482.882	482.882				482.882

IMF Code	AU	AU ABBR.	PR	NAME	EXPENDITURE				FINANCING				TOTAL
					CURRENT	CAPITAL	LENDING/ REPAYMENT	TOTAL	GRANT	LOAN	TOTAL	TOTAL	
				SUB-CLASSIFICATION TOTAL 01.2	629,519	110,466	0	739,985	12,961	0	12,961	739,985	
01.4				<i>General Services</i>									
	130.01	RPC	087	ROYAL PRIVY COUNCIL SERVICES	14,949	1,311		16,261				16,261	
				SUB-CLASSIFICATION TOTAL 01.4	14,949	1,311	0	16,261	0	0	0	16,261	
03.1				<i>Police and Fire Protection</i>									
	201.01	MHCA	030	POLICE SERVICES	1,540.10	473.877		2,013.98	23,211		23,211	2,013.98	
				SUB-CLASSIFICATION TOTAL 03.1	1,540.10	473.877	0	2,013.98	23,211	0	23,211	2,013.98	
03.2				<i>Law Courts</i>									
	106.01	JUDICIARY	005	JUDICIARY SERVICES	292.117	152.83		444.948	29,761		29,761	444.948	
	112.01	OAG	014	ATTORNEY SERVICES	41,611	7,673		49,284	8,098		8,098	49,284	
				SUB-CLASSIFICATION TOTAL 03.2	333,728	160,504	0	494,232	37,859	0	37,859	494,232	
03.4				<i>Public Order and Safety Affairs N.E.C</i>									
	201.01	MHCA	029	HOME & CULTURAL POLICY DIRECTION SERVICES	47,112	98,458		145.57				145.57	
	201.01	MHCA	034	LOCAL GOVERNANCE SERVICES	14,698	28,229		42,927	25,349		25,349	42,927	
				SUB-CLASSIFICATION TOTAL 03.4	61,81	126,687	0	188,497	163,148	0	25,349	188,497	
04.1				<i>Pre-primary and Primary Educ. Affairs & Services</i>									
	124.01	THROM	072	BASIC EDUCATION SERVICES	790,072	130,28		920,352	22,595		22,595	920,352	
	209.01	MOE	072	BASIC EDUCATION SERVICES	360,51	898,257		1,258,77	547,576		547,576	1,258,77	
	401.01	C/ka	072	BASIC EDUCATION SERVICES	382.17	120,601		502,772	74,109		74,109	502,772	
	401.06	GWG:GTG	072	BASIC EDUCATION SERVICES		0,321		0,321				0,321	
	401.07	GWG:LKG	072	BASIC EDUCATION SERVICES		0,223		0,223				0,223	
	401.10	GWG:LGG	072	BASIC EDUCATION SERVICES		0,15		0,15				0,15	
	402.01	Haa	072	BASIC EDUCATION SERVICES	123.1	81,922		205,022	67,447		67,447	205,022	

IMF Code	AU	AU ABBR.	PR	NAME	EXPENDITURE				FINANCING				
					CURRENT	CAPITAL	LENDING/ REPAYMENT	TOTAL	RGOB	GRANT	LOAN	TOTAL	
	403.01	Paro	072	BASIC EDUCATION SERVICES	320.998	61.519		382.516	366.117	16.399		16.399	382.516
	404.01	S/tse	072	BASIC EDUCATION SERVICES	420.13	108.672		528.802	508.682	20.12		20.12	528.802
	404.02	GWG:BARA	072	BASIC EDUCATION SERVICES		0.23		0.23	0.23				0.23
	404.03	GWG:BIRU	072	BASIC EDUCATION SERVICES		0.465		0.465	0.465				0.465
	404.09	GWG:GHU	072	BASIC EDUCATION SERVICES		0.512		0.512	0.512				0.512
	404.11	GWG:TEEN	072	BASIC EDUCATION SERVICES		0.251		0.251	0.251				0.251
	404.12	GWG:NAINI	072	BASIC EDUCATION SERVICES		0.145		0.145	0.145				0.145
	404.13	GWG:PUG	072	BASIC EDUCATION SERVICES		0.137		0.137	0.137				0.137
	404.14	GWG:SAM	072	BASIC EDUCATION SERVICES		0.063		0.063	0.063				0.063
	404.16	GWG:TAD	072	BASIC EDUCATION SERVICES		0.003		0.003	0.003				0.003
	405.01	T/rang	072	BASIC EDUCATION SERVICES	192.908	31.581		224.488	222.997	1.491		1.491	224.488
	405.09	GWG:PAT	072	BASIC EDUCATION SERVICES		0.338		0.338	0.338				0.338
	406.01	Dagana	072	BASIC EDUCATION SERVICES	242.25	120.418		362.669	340.877	21.792		21.792	362.669
	406.05	GWG:GOSH	072	BASIC EDUCATION SERVICES		0.06		0.06	0.06				0.06
	406.08	GWG:LAJA	072	BASIC EDUCATION SERVICES		0.25		0.25	0.25				0.25
	406.12	GWG:TEZA	072	BASIC EDUCATION SERVICES		0.026		0.026	0.026				0.026
	407.01	Pikha	072	BASIC EDUCATION SERVICES	258.068	51.265		309.334	275.888	33.446		33.446	309.334
	407.02	GWG:CHHU	072	BASIC EDUCATION SERVICES		0.5		0.5	0.5				0.5
	407.05	GWG:KAB	072	BASIC EDUCATION SERVICES		0.098		0.098	0.098				0.098
	407.09	GWG:TEO	072	BASIC EDUCATION SERVICES		0.064		0.064	0.064				0.064
	407.10	GWG:ZOMI	072	BASIC EDUCATION SERVICES		0.25		0.25	0.25				0.25
	408.01	W/du	072	BASIC EDUCATION SERVICES	261.828	97.201		359.029	298.722	60.308		60.308	359.029
	409.01	B/hhang	072	BASIC EDUCATION SERVICES	169.354	38.149		207.503	190.36	17.143		17.143	207.503
	409.02	GWG:CHHOEK	072	BASIC EDUCATION SERVICES		0.05		0.05	0.05				0.05

IMF Code	AU	AU ABBR.	PR	NAME	EXPENDITURE				FINANCING				
					CURRENT	CAPITAL	LENDING/ REPAYMENT	TOTAL	RGOB	GRANT	LOAN	TOTAL	
	410.01	S/pang	072	BASIC EDUCATION SERVICES	267.217	99.686		366.903	312.731	54.171		54.171	366.903
	411.01	Z/gang	072	BASIC EDUCATION SERVICES	217.822	43.611		261.433	249.421	12.013		12.013	261.433
	412.01	T/gsa	072	BASIC EDUCATION SERVICES	171.329	44.033		215.363	187.2	28.163		28.163	215.363
	412.04	GWG:LGL	072	BASIC EDUCATION SERVICES		0.05		0.05	0.05				0.05
	412.06	GWG:TGI	072	BASIC EDUCATION SERVICES		0.1		0.1	0.1				0.1
	413.01	L/ise	072	BASIC EDUCATION SERVICES	159.028	26.81		185.838	176.976	8.862		8.862	185.838
	413.03	GWG:JAREY	072	BASIC EDUCATION SERVICES		0.1		0.1	0.1				0.1
	414.01	M/gar	072	BASIC EDUCATION SERVICES	366.628	119.626		486.255	468.178	18.077		18.077	486.255
	414.07	GWG:GONG	072	BASIC EDUCATION SERVICES		0.2		0.2	0.2				0.2
	414.08	GWG:JUR	072	BASIC EDUCATION SERVICES		0.4		0.4	0.4				0.4
	414.13	GWG:SHER	072	BASIC EDUCATION SERVICES		0.4		0.4	0.4				0.4
	414.17	GWG:T/MANG	072	BASIC EDUCATION SERVICES		0.25		0.25	0.25				0.25
	415.01	P/Gatshel	072	BASIC EDUCATION SERVICES	276.653	83.001		359.654	325.872	33.782		33.782	359.654
	415.04	GWG:DUNG	072	BASIC EDUCATION SERVICES		0.47		0.47	0.47				0.47
	416.01	S/Jongkhar	072	BASIC EDUCATION SERVICES	183.894	57.779		241.674	227.822	13.852		13.852	241.674
	417.01	T/gang	072	BASIC EDUCATION SERVICES	503.781	134.11		637.891	583.228	54.664		54.664	637.891
	417.06	GWG:KILING	072	BASIC EDUCATION SERVICES		0.08		0.08	0.08				0.08
	417.08	GWG:MERAK	072	BASIC EDUCATION SERVICES		0.4		0.4	0.4				0.4
	418.01	T/phu	072	BASIC EDUCATION SERVICES	135.133	28.801		163.933	163.933				163.933
	418.07	GWG:L/SHI	072	BASIC EDUCATION SERVICES		0.424		0.424	0.424				0.424
	419.01	Gasa	072	BASIC EDUCATION SERVICES	56.332	22.583		78.915	67.971	10.944		10.944	78.915
	420.01	T/Yangtse	072	BASIC EDUCATION SERVICES	220.222	65.688		285.91	259.668	26.242		26.242	285.91
	420.02	GWG:B/LING	072	BASIC EDUCATION SERVICES		0.2		0.2	0.2				0.2
	420.05	GWG:RAMJAR	072	BASIC EDUCATION SERVICES		0.15		0.15	0.15				0.15

IMF Code	AU	AU ABBR.	PR	NAME	EXPENDITURE				FINANCING				TOTAL
					CURRENT	CAPITAL	LENDING/ REPAYMENT	TOTAL	RGOB	GRANT	LOAN	TOTAL	
	420.07	GWG-TSHANG	072	BASIC EDUCATION SERVICES		0.68		0.68	0.68				0.68
	420.08	GWG-YLLANG	072	BASIC EDUCATION SERVICES		0.715		0.715	0.715				0.715
	420.09	GWG-YANGT	072	BASIC EDUCATION SERVICES		0.01		0.01	0.01				0.01
				SUB-CLASSIFICATION TOTAL 04.1	6,079.43	2,474.36	0	8,553.79	7,410.59	1,143.19	0	1,143.19	8,553.79
04.3				<i>Tertiary Education Affairs and Services</i>									
	114.01	DDC	022	DZONGKHA DEVELOPMENT SERVICES	18.786	9.635		28.421	28.116	0.305		0.305	28.421
	119.01	RIM	011	MANAGEMENT TRAINING SERVICES	47.374	28.025		75.399	63.476	11.922		11.922	75.399
	120.01	RUB	016	TERTIARY EDUCATION SERVICES	32.144	530.175		562.319	247.368	314.951		314.951	562.319
	120.01	RUB	015	UNIVERSITY SECRETARIAT SERVICES		16.483		16.483		16.483		16.483	16.483
	124.01	THROM	071	CONTINUING & NON-FORMAL EDUCATION SERVICES	0.682			0.682	0.682				0.682
	132.01	KGUMSB	016	TERTIARY EDUCATION SERVICES		12.987		12.987	11.574	1.413		1.413	12.987
	132.01	KGUMSB	015	UNIVERSITY SECRETARIAT SERVICES	43.731	18.906		62.637	47.985	14.652		14.652	62.637
	209.01	MOE	071	CONTINUING & NON-FORMAL EDUCATION SERVICES	19.392	298.798		318.19	180.654	137.536		137.536	318.19
	414.12	GWG-SALENG	071	CONTINUING & NON-FORMAL EDUCATION SERVICES		0.35		0.35	0.35				0.35
				SUB-CLASSIFICATION TOTAL 04.3	162.109	915.36	0	1,077.47	580.206	497.263	0	497.263	1,077.47
04.4				<i>Education Services not definable by level</i>									
	124.01	THROM	073	YOUTH SERVICES	1.307	0.384		1.691	1.691				1.691
	209.01	MOE	073	YOUTH SERVICES	32.621	37.982		70.604	54.747	15.856		15.856	70.604
				SUB-CLASSIFICATION TOTAL 04.4	33.928	38.366	0	72.295	56.438	15.856	0	15.856	72.295
04.5				<i>Subsidiary Services to Education</i>									
	116.01	CBS	012	BHUTAN STUDIES SERVICES	40.462	133.828		174.29	163.317	10.974		10.974	174.29
	128.01	REC	084	ROYAL EDUCATION COUNCIL SERVICES	37.192	54.163		91.355	82.165	9.19		9.19	91.355

IMF Code	AU	AU ABBR.	PR	NAME	EXPENDITURE				FINANCING			TOTAL
					CURRENT	CAPITAL	LENDING/ REPAYMENT	TOTAL	GRANT	LOAN	TOTAL	
	129.01	BCSEA	086	SCHOOL EXAMINATION & ASSESSMENT SERVICES	118.717	12.335		131.052				131.052
	133.01	JSW Law	093	LEGAL EDUCATION AND RESEARCH SERVICES	31.154	203.52		234.674	193.417		193.417	234.674
	134.01	BNLI	093	LEGAL EDUCATION AND RESEARCH SERVICES	15.837	6.866		22.703				22.703
				SUB-CLASSIFICATION TOTAL 04.5	243.362	410.713	0	654.075	213.581	0	213.581	654.075
04.6				<i>Education Affairs and Services N.E.C</i>								
	209.01	MOE	070	EDUCATION POLICY DIRECTION SERVICES	65.862	16.39		82.252	9.4		9.4	82.252
	210.01	MLHR	075	HUMAN RESOURCES DEVELOPMENT SERVICES	146.182	266.466		412.648	191.596		191.596	412.648
				SUB-CLASSIFICATION TOTAL 04.6	212.044	282.856	0	494.9	293.904	0	200.996	494.9
05.3				<i>Public Health Affairs and Services</i>								
	122.01	BNCA	020	NARCOTIC CONTROL SERVICES	22.72	6.305		29.024	0.821		0.821	29.024
	208.01	MOH	069	PUBLIC HEALTH (COMMUNICABLE & NON-COMMUNICABLE DISEASES) SERVICES	131.21	139.37		270.58	192.681		192.681	270.58
	401.01	C/kha	069	PUBLIC HEALTH (COMMUNICABLE & NON-COMMUNICABLE DISEASES) SERVICES		1.184		1.184				1.184
	401.03	GWG:BOG	069	PUBLIC HEALTH (COMMUNICABLE & NON-COMMUNICABLE DISEASES) SERVICES		0.698		0.698				0.698
	401.04	GWG:CHG	069	PUBLIC HEALTH (COMMUNICABLE & NON-COMMUNICABLE DISEASES) SERVICES		0.378		0.378				0.378
	401.05	GWG:DAG	069	PUBLIC HEALTH (COMMUNICABLE & NON-COMMUNICABLE DISEASES) SERVICES		0.195		0.195				0.195

IMF Code	AU	AU ABBR.	PR	NAME	EXPENDITURE				FINANCING				
					CURRENT	CAPITAL	LENDING/ REPAYMENT	TOTAL	RGOB	GRANT	LOAN	TOTAL	
	401.06	GWG:GTG	069	PUBLIC HEALTH (COMMUNICABLE & NON-COMMUNICABLE DISEASES) SERVICES		0.192		0.192	0.192				0.192
	401.07	GWG:LKG	069	PUBLIC HEALTH (COMMUNICABLE & NON-COMMUNICABLE DISEASES) SERVICES		5.368		5.368	1.711	3.658		3.658	5.368
	401.08	GWG:DUG	069	PUBLIC HEALTH (COMMUNICABLE & NON-COMMUNICABLE DISEASES) SERVICES		1.381		1.381	1.381				1.381
	401.09	GWG:GLG	069	PUBLIC HEALTH (COMMUNICABLE & NON-COMMUNICABLE DISEASES) SERVICES		0.44		0.44	0.44				0.44
	401.10	GWG:LG	069	PUBLIC HEALTH (COMMUNICABLE & NON-COMMUNICABLE DISEASES) SERVICES		2.562		2.562	2.562				2.562
	401.12	GWG:PLG	069	PUBLIC HEALTH (COMMUNICABLE & NON-COMMUNICABLE DISEASES) SERVICES		1.484		1.484	1.484				1.484
	402.01	Haa	069	PUBLIC HEALTH (COMMUNICABLE & NON-COMMUNICABLE DISEASES) SERVICES		0.298		0.298		0.298		0.298	0.298
	402.02	GWG:BJE	069	PUBLIC HEALTH (COMMUNICABLE & NON-COMMUNICABLE DISEASES) SERVICES		0.44		0.44	0.44				0.44
	402.03	GWG:KSH	069	PUBLIC HEALTH (COMMUNICABLE & NON-COMMUNICABLE DISEASES) SERVICES		0.214		0.214	0.214				0.214
	402.04	GWG:SBY	069	PUBLIC HEALTH (COMMUNICABLE & NON-COMMUNICABLE DISEASES) SERVICES		1.972		1.972	1.972				1.972
	402.05	GWG:SAM	069	PUBLIC HEALTH (COMMUNICABLE & NON-COMMUNICABLE DISEASES) SERVICES		0.246		0.246	0.246				0.246
	402.06	GWG:USE	069	PUBLIC HEALTH (COMMUNICABLE & NON-COMMUNICABLE DISEASES) SERVICES		0.093		0.093	0.093				0.093
	402.07	GWG:GYG	069	PUBLIC HEALTH (COMMUNICABLE & NON-COMMUNICABLE DISEASES) SERVICES		1.391		1.391	1.391				1.391
	403.02	GWG:DOB	069	PUBLIC HEALTH (COMMUNICABLE & NON-COMMUNICABLE DISEASES) SERVICES		1.092		1.092	1.092				1.092
	403.03	GWG:DOG	069	PUBLIC HEALTH (COMMUNICABLE & NON-COMMUNICABLE DISEASES) SERVICES		4.786		4.786	4.786				4.786

IMF Code	AU	AU ABBR.	PR	NAME	EXPENDITURE				FINANCING				
					CURRENT	CAPITAL	LENDING/ REPAYMENT	TOTAL	RGOB	GRANT	LOAN	TOTAL	
	403.04	GWG:DOT	069	PUBLIC HEALTH (COMMUNICABLE & NON-COMMUNICABLE DISEASES) SERVICES		0.374		0.374	0.374				0.374
	403.05	GWG:HOR	069	PUBLIC HEALTH (COMMUNICABLE & NON-COMMUNICABLE DISEASES) SERVICES		0.413		0.413	0.413				0.413
	403.06	GWG:LAN	069	PUBLIC HEALTH (COMMUNICABLE & NON-COMMUNICABLE DISEASES) SERVICES		1.215		1.215	1.215				1.215
	403.07	GWG:LUN	069	PUBLIC HEALTH (COMMUNICABLE & NON-COMMUNICABLE DISEASES) SERVICES		0.62		0.62	0.62				0.62
	403.08	GWG:NAJ	069	PUBLIC HEALTH (COMMUNICABLE & NON-COMMUNICABLE DISEASES) SERVICES		1.702		1.702	1.702				1.702
	403.09	GWG:SHA	069	PUBLIC HEALTH (COMMUNICABLE & NON-COMMUNICABLE DISEASES) SERVICES		1.528		1.528	0.758	0.77			1.528
	403.11	GWG:WAN	069	PUBLIC HEALTH (COMMUNICABLE & NON-COMMUNICABLE DISEASES) SERVICES		2.079		2.079	2.079				2.079
	404.03	GWG:BIRU	069	PUBLIC HEALTH (COMMUNICABLE & NON-COMMUNICABLE DISEASES) SERVICES		0.02		0.02	0.02				0.02
	404.04	GWG:CHAR	069	PUBLIC HEALTH (COMMUNICABLE & NON-COMMUNICABLE DISEASES) SERVICES		1.719		1.719	1.023	0.697			1.719
	404.05	GWG:CHEN	069	PUBLIC HEALTH (COMMUNICABLE & NON-COMMUNICABLE DISEASES) SERVICES		3.743		3.743	3.743				3.743
	404.07	GWG:DOR	069	PUBLIC HEALTH (COMMUNICABLE & NON-COMMUNICABLE DISEASES) SERVICES		0.548		0.548	0.548				0.548
	404.08	GWG:DUM	069	PUBLIC HEALTH (COMMUNICABLE & NON-COMMUNICABLE DISEASES) SERVICES		0.276		0.276	0.276				0.276
	404.09	GWG:GHU	069	PUBLIC HEALTH (COMMUNICABLE & NON-COMMUNICABLE DISEASES) SERVICES		0.475		0.475	0.475				0.475
	404.10	GWG:LHA	069	PUBLIC HEALTH (COMMUNICABLE & NON-COMMUNICABLE DISEASES) SERVICES		0.19		0.19	0.19				0.19

IMF Code	AU	AU ABBR.	PR	NAME	EXPENDITURE				FINANCING				
					CURRENT	CAPITAL	LENDING/ REPAYMENT	TOTAL	RGOB	GRANT	LOAN	TOTAL	
	404.11	GWG-TEN	069	PUBLIC HEALTH (COMMUNICABLE & NON-COMMUNICABLE DISEASES) SERVICES		1.205		1.205	1.205				1.205
	404.12	GWG-NAINI	069	PUBLIC HEALTH (COMMUNICABLE & NON-COMMUNICABLE DISEASES) SERVICES		0.983		0.983	0.983				0.983
	404.14	GWG-SAM	069	PUBLIC HEALTH (COMMUNICABLE & NON-COMMUNICABLE DISEASES) SERVICES		1.442		1.442	1.442				1.442
	404.15	GWG-SIP	069	PUBLIC HEALTH (COMMUNICABLE & NON-COMMUNICABLE DISEASES) SERVICES		3.518		3.518	3.518				3.518
	404.16	GWG-TAD	069	PUBLIC HEALTH (COMMUNICABLE & NON-COMMUNICABLE DISEASES) SERVICES		1.192		1.192	1.192				1.192
	405.02	GWG-BEG	069	PUBLIC HEALTH (COMMUNICABLE & NON-COMMUNICABLE DISEASES) SERVICES		0.77		0.77	0.605	0.165			0.77
	405.04	GWG-BAG	069	PUBLIC HEALTH (COMMUNICABLE & NON-COMMUNICABLE DISEASES) SERVICES		0.103		0.103	0.103				0.103
	405.05	GWG-GOG	069	PUBLIC HEALTH (COMMUNICABLE & NON-COMMUNICABLE DISEASES) SERVICES		1.7		1.7	1.7				1.7
	405.06	GWG-RAG	069	PUBLIC HEALTH (COMMUNICABLE & NON-COMMUNICABLE DISEASES) SERVICES		0.484		0.484	0.484				0.484
	405.07	GWG-KIG	069	PUBLIC HEALTH (COMMUNICABLE & NON-COMMUNICABLE DISEASES) SERVICES		1.992		1.992	1.992				1.992
	405.08	GWG-MEG	069	PUBLIC HEALTH (COMMUNICABLE & NON-COMMUNICABLE DISEASES) SERVICES		0.177		0.177	0.177				0.177
	405.09	GWG-PAT	069	PUBLIC HEALTH (COMMUNICABLE & NON-COMMUNICABLE DISEASES) SERVICES		2.229		2.229	2.229				2.229
	405.10	GWG-PGC	069	PUBLIC HEALTH (COMMUNICABLE & NON-COMMUNICABLE DISEASES) SERVICES		1.4		1.4	1.4				1.4
	405.11	GWG-SHG	069	PUBLIC HEALTH (COMMUNICABLE & NON-COMMUNICABLE DISEASES) SERVICES		0.368		0.368	0.368				0.368

IMF Code	AU	AU ABBR.	PR	NAME	EXPENDITURE				FINANCING				
					CURRENT	CAPITAL	LENDING/ REPAYMENT	TOTAL	RGOB	GRANT	LOAN	TOTAL	
	405.12	GWG:TSG	069	PUBLIC HEALTH (COMMUNICABLE & NON-COMMUNICABLE DISEASES) SERVICES		1.018		1.018	1.018				1.018
	405.13	GWG:TGR	069	PUBLIC HEALTH (COMMUNICABLE & NON-COMMUNICABLE DISEASES) SERVICES		0.666		0.666	0.666				0.666
	406.02	GWG:DOR	069	PUBLIC HEALTH (COMMUNICABLE & NON-COMMUNICABLE DISEASES) SERVICES		0.55		0.55	0.55				0.55
	406.05	GWG:GOSH	069	PUBLIC HEALTH (COMMUNICABLE & NON-COMMUNICABLE DISEASES) SERVICES		0.384		0.384	0.384				0.384
	406.06	GWG:KANA	069	PUBLIC HEALTH (COMMUNICABLE & NON-COMMUNICABLE DISEASES) SERVICES		0.9		0.9	0.9				0.9
	406.08	GWG:LAJA	069	PUBLIC HEALTH (COMMUNICABLE & NON-COMMUNICABLE DISEASES) SERVICES		2.12		2.12	2.12				2.12
	406.09	GWG:TDING	069	PUBLIC HEALTH (COMMUNICABLE & NON-COMMUNICABLE DISEASES) SERVICES		0.95		0.95	0.95				0.95
	406.10	GWG:T/GANG	069	PUBLIC HEALTH (COMMUNICABLE & NON-COMMUNICABLE DISEASES) SERVICES		0.303		0.303	0.303				0.303
	406.11	GWG:T/KHA	069	PUBLIC HEALTH (COMMUNICABLE & NON-COMMUNICABLE DISEASES) SERVICES		0.43		0.43	0.43				0.43
	406.12	GWG:TEZA	069	PUBLIC HEALTH (COMMUNICABLE & NON-COMMUNICABLE DISEASES) SERVICES		0.387		0.387	0.387				0.387
	406.13	GWG:DEO	069	PUBLIC HEALTH (COMMUNICABLE & NON-COMMUNICABLE DISEASES) SERVICES		2.107		2.107	2.107				2.107
	406.14	GWG:LKHA	069	PUBLIC HEALTH (COMMUNICABLE & NON-COMMUNICABLE DISEASES) SERVICES		2.279		2.279	2.279				2.279
	407.01	P/kha	069	PUBLIC HEALTH (COMMUNICABLE & NON-COMMUNICABLE DISEASES) SERVICES		0.15		0.15	0.15				0.15
	407.02	GWG:CHHU	069	PUBLIC HEALTH (COMMUNICABLE & NON-COMMUNICABLE DISEASES) SERVICES		0.707		0.707	0.707				0.707
	407.03	GWG:GOEN	069	PUBLIC HEALTH (COMMUNICABLE & NON-COMMUNICABLE DISEASES) SERVICES		0.55		0.55	0.55				0.55

IMF Code	AU	AU ABBR.	PR	NAME	EXPENDITURE				FINANCING			TOTAL	
					CURRENT	CAPITAL	LENDING/ REPAYMENT	TOTAL	RGOB	GRANT	LOAN		TOTAL
	407.04	GWG:GUMA	069	PUBLIC HEALTH (COMMUNICABLE & NON-COMMUNICABLE DISEASES) SERVICES		0.734		0.734	0.734				0.734
	407.05	GWG:KAB	069	PUBLIC HEALTH (COMMUNICABLE & NON-COMMUNICABLE DISEASES) SERVICES		0.199		0.199	0.199				0.199
	407.06	GWG:LING	069	PUBLIC HEALTH (COMMUNICABLE & NON-COMMUNICABLE DISEASES) SERVICES		0.05		0.05	0.05				0.05
	407.07	GWG:SHE	069	PUBLIC HEALTH (COMMUNICABLE & NON-COMMUNICABLE DISEASES) SERVICES		0.797		0.797	0.797				0.797
	407.08	GWG:TALO	069	PUBLIC HEALTH (COMMUNICABLE & NON-COMMUNICABLE DISEASES) SERVICES		1.93		1.93	0.4	1.53		1.53	1.93
	407.09	GWG:TEO	069	PUBLIC HEALTH (COMMUNICABLE & NON-COMMUNICABLE DISEASES) SERVICES		0.255		0.255	0.255				0.255
	407.10	GWG:ZOMI	069	PUBLIC HEALTH (COMMUNICABLE & NON-COMMUNICABLE DISEASES) SERVICES		1.97		1.97	1.97				1.97
	407.11	GWG:BAAP	069	PUBLIC HEALTH (COMMUNICABLE & NON-COMMUNICABLE DISEASES) SERVICES		2.876		2.876	2.876				2.876
	407.12	GWG:TOEP	069	PUBLIC HEALTH (COMMUNICABLE & NON-COMMUNICABLE DISEASES) SERVICES		0.799		0.799	0.799				0.799
	408.03	GWG:DAN	069	PUBLIC HEALTH (COMMUNICABLE & NON-COMMUNICABLE DISEASES) SERVICES		0.363		0.363	0.363				0.363
	408.04	GWG:DAGA	069	PUBLIC HEALTH (COMMUNICABLE & NON-COMMUNICABLE DISEASES) SERVICES		0.198		0.198	0.198				0.198
	408.05	GWG:GANG	069	PUBLIC HEALTH (COMMUNICABLE & NON-COMMUNICABLE DISEASES) SERVICES		1.195		1.195	1.195				1.195
	408.06	GWG:GASEG	069	PUBLIC HEALTH (COMMUNICABLE & NON-COMMUNICABLE DISEASES) SERVICES		0.583		0.583	0.583				0.583
	408.07	GWG:GASEW	069	PUBLIC HEALTH (COMMUNICABLE & NON-COMMUNICABLE DISEASES) SERVICES		0.803		0.803	0.803				0.803
	408.08	GWG:KAZHI	069	PUBLIC HEALTH (COMMUNICABLE & NON-COMMUNICABLE DISEASES) SERVICES		0.3		0.3	0.3				0.3

IMF Code	AU	AU ABBR.	PR	NAME	EXPENDITURE				FINANCING				
					CURRENT	CAPITAL	LENDING/ REPAYMENT	TOTAL	RGOB	GRANT	LOAN	TOTAL	
	408.09	GWG:NAHI	069	PUBLIC HEALTH (COMMUNICABLE & NON-COMMUNICABLE DISEASES) SERVICES		0.282		0.282	0.282				0.282
	408.10	GWG:NYISHO	069	PUBLIC HEALTH (COMMUNICABLE & NON-COMMUNICABLE DISEASES) SERVICES		0.712		0.712	0.712				0.712
	408.11	GWG:PHANG	069	PUBLIC HEALTH (COMMUNICABLE & NON-COMMUNICABLE DISEASES) SERVICES		0.294		0.294	0.294				0.294
	408.13	GWG:RUEP	069	PUBLIC HEALTH (COMMUNICABLE & NON-COMMUNICABLE DISEASES) SERVICES		0.3		0.3	0.3				0.3
	408.14	GWG:SEPHU	069	PUBLIC HEALTH (COMMUNICABLE & NON-COMMUNICABLE DISEASES) SERVICES		2.657		2.657	1.157	1.5			2.657
	408.15	GWG:ATHANG	069	PUBLIC HEALTH (COMMUNICABLE & NON-COMMUNICABLE DISEASES) SERVICES		0.657		0.657	0.26	0.397			0.657
	408.16	GWG:THEDT	069	PUBLIC HEALTH (COMMUNICABLE & NON-COMMUNICABLE DISEASES) SERVICES		2.976		2.976	2.976				2.976
	409.01	B/thang	069	PUBLIC HEALTH (COMMUNICABLE & NON-COMMUNICABLE DISEASES) SERVICES		0.1		0.1	0.1				0.1
	409.02	GWG:CHHOEK	069	PUBLIC HEALTH (COMMUNICABLE & NON-COMMUNICABLE DISEASES) SERVICES		3.5		3.5	3.5				3.5
	409.03	GWG:CHHUME	069	PUBLIC HEALTH (COMMUNICABLE & NON-COMMUNICABLE DISEASES) SERVICES		0.5		0.5	0.5				0.5
	409.04	GWG:TANG	069	PUBLIC HEALTH (COMMUNICABLE & NON-COMMUNICABLE DISEASES) SERVICES		0.134		0.134	0.134				0.134
	409.05	GWG:URA	069	PUBLIC HEALTH (COMMUNICABLE & NON-COMMUNICABLE DISEASES) SERVICES		1.298		1.298	1.298				1.298
	410.01	S/phang	069	PUBLIC HEALTH (COMMUNICABLE & NON-COMMUNICABLE DISEASES) SERVICES		1.359		1.359	1.359				1.359
	410.04	GWG:DG	069	PUBLIC HEALTH (COMMUNICABLE & NON-COMMUNICABLE DISEASES) SERVICES		8.405		8.405	8.405				8.405
	410.06	GWG:TTTHANG	069	PUBLIC HEALTH (COMMUNICABLE & NON-COMMUNICABLE DISEASES) SERVICES		0.425		0.425	0.425				0.425

IMF Code	AU	AU ABBR.	PR	NAME	EXPENDITURE				FINANCING				
					CURRENT	CAPITAL	LENDING/ REPAYMENT	TOTAL	RGOB	GRANT	LOAN	TOTAL	
	410.07	GWG-GELE	069	PUBLIC HEALTH (COMMUNICABLE & NON-COMMUNICABLE DISEASES) SERVICES		9.936		9.936	0.66	9.276		9.276	9.936
	410.08	GWG-GL	069	PUBLIC HEALTH (COMMUNICABLE & NON-COMMUNICABLE DISEASES) SERVICES		0.13		0.13	0.13				0.13
	410.09	GWG-JIG	069	PUBLIC HEALTH (COMMUNICABLE & NON-COMMUNICABLE DISEASES) SERVICES		1.927		1.927	1.927				1.927
	410.10	GWG-UML	069	PUBLIC HEALTH (COMMUNICABLE & NON-COMMUNICABLE DISEASES) SERVICES		0.028		0.028	0.028				0.028
	410.11	GWG-SINGHI	069	PUBLIC HEALTH (COMMUNICABLE & NON-COMMUNICABLE DISEASES) SERVICES		0.02		0.02	0.02				0.02
	410.12	GWG-SAR	069	PUBLIC HEALTH (COMMUNICABLE & NON-COMMUNICABLE DISEASES) SERVICES		0.05		0.05	0.05				0.05
	410.13	GWG-SERZ	069	PUBLIC HEALTH (COMMUNICABLE & NON-COMMUNICABLE DISEASES) SERVICES		0.261		0.261	0.261				0.261
	411.03	GWG-BJOKA	069	PUBLIC HEALTH (COMMUNICABLE & NON-COMMUNICABLE DISEASES) SERVICES		0.4		0.4	0.2	0.2		0.2	0.4
	411.04	GWG-NANG	069	PUBLIC HEALTH (COMMUNICABLE & NON-COMMUNICABLE DISEASES) SERVICES		5.889		5.889	1.5	4.389		4.389	5.889
	411.05	GWG-NGANG	069	PUBLIC HEALTH (COMMUNICABLE & NON-COMMUNICABLE DISEASES) SERVICES		0.7		0.7	0.4	0.3		0.3	0.7
	411.06	GWG-PHANG	069	PUBLIC HEALTH (COMMUNICABLE & NON-COMMUNICABLE DISEASES) SERVICES		1.236		1.236	0.94	0.296		0.296	1.236
	411.07	GWG-S/KHAR	069	PUBLIC HEALTH (COMMUNICABLE & NON-COMMUNICABLE DISEASES) SERVICES		0.385		0.385	0.385				0.385
	411.08	GWG-TRONG	069	PUBLIC HEALTH (COMMUNICABLE & NON-COMMUNICABLE DISEASES) SERVICES		0.314		0.314	0.314				0.314
	411.09	GWG-G/SHIN	069	PUBLIC HEALTH (COMMUNICABLE & NON-COMMUNICABLE DISEASES) SERVICES		3.048		3.048	3.048				3.048
	412.01	T/gsa	069	PUBLIC HEALTH (COMMUNICABLE & NON-COMMUNICABLE DISEASES) SERVICES		1.842		1.842	1.842				1.842

IMF Code	AU	AU ABBR.	PR	NAME	EXPENDITURE				FINANCING				
					CURRENT	CAPITAL	LENDING/ REPAYMENT	TOTAL	RGOB	GRANT	LOAN	TOTAL	
	412.04	GWG-LGL	069	PUBLIC HEALTH (COMMUNICABLE & NON-COMMUNICABLE DISEASES) SERVICES		0.2		0.2	0.2				0.2
	413.02	GWG-GANG	069	PUBLIC HEALTH (COMMUNICABLE & NON-COMMUNICABLE DISEASES) SERVICES		0.612		0.612	0.612				0.612
	413.03	GWG-JAREY	069	PUBLIC HEALTH (COMMUNICABLE & NON-COMMUNICABLE DISEASES) SERVICES		0.3		0.3		0.3		0.3	0.3
	413.08	GWG-METSHO	069	PUBLIC HEALTH (COMMUNICABLE & NON-COMMUNICABLE DISEASES) SERVICES		0.3		0.3	0.3				0.3
	414.02	GWG-BALAM	069	PUBLIC HEALTH (COMMUNICABLE & NON-COMMUNICABLE DISEASES) SERVICES		1.236		1.236	1.236				1.236
	414.03	GWG-CHALI	069	PUBLIC HEALTH (COMMUNICABLE & NON-COMMUNICABLE DISEASES) SERVICES		0.2		0.2	0.2				0.2
	414.04	GWG-CHAS	069	PUBLIC HEALTH (COMMUNICABLE & NON-COMMUNICABLE DISEASES) SERVICES		0.92		0.92	0.92				0.92
	414.05	GWG-DTSE	069	PUBLIC HEALTH (COMMUNICABLE & NON-COMMUNICABLE DISEASES) SERVICES		2.5		2.5	2.5				2.5
	414.06	GWG-D/PONG	069	PUBLIC HEALTH (COMMUNICABLE & NON-COMMUNICABLE DISEASES) SERVICES		0.6		0.6	0.6				0.6
	414.07	GWG-GONG	069	PUBLIC HEALTH (COMMUNICABLE & NON-COMMUNICABLE DISEASES) SERVICES		0.799		0.799	0.799				0.799
	414.08	GWG-JUR	069	PUBLIC HEALTH (COMMUNICABLE & NON-COMMUNICABLE DISEASES) SERVICES		1.01		1.01	1.01				1.01
	414.09	GWG-K/KHAR	069	PUBLIC HEALTH (COMMUNICABLE & NON-COMMUNICABLE DISEASES) SERVICES		0.8		0.8	0.8				0.8
	414.10	GWG-MONGGA	069	PUBLIC HEALTH (COMMUNICABLE & NON-COMMUNICABLE DISEASES) SERVICES		1.05		1.05	1.05				1.05
	414.11	GWG-NGAT	069	PUBLIC HEALTH (COMMUNICABLE & NON-COMMUNICABLE DISEASES) SERVICES		0.5		0.5	0.5				0.5
	414.12	GWG-SALENG	069	PUBLIC HEALTH (COMMUNICABLE & NON-COMMUNICABLE DISEASES) SERVICES		4.25		4.25	2.25	2		2	4.25

IMF Code	AU	AU ABBR.	PR	NAME	EXPENDITURE				FINANCING			TOTAL
					CURRENT	CAPITAL	LENDING/ REPAYMENT	TOTAL	GRANT	LOAN	TOTAL	
	414.13	GWG-SHER	069	PUBLIC HEALTH (COMMUNICABLE & NON-COMMUNICABLE DISEASES) SERVICES		1.182		1.182	1.182			1.182
	414.14	GWG-SILAM	069	PUBLIC HEALTH (COMMUNICABLE & NON-COMMUNICABLE DISEASES) SERVICES		0.22		0.22	0.22			0.22
	414.15	GWG-TRONG	069	PUBLIC HEALTH (COMMUNICABLE & NON-COMMUNICABLE DISEASES) SERVICES		1.609		1.609	1.609			1.609
	414.16	GWG-TLING	069	PUBLIC HEALTH (COMMUNICABLE & NON-COMMUNICABLE DISEASES) SERVICES		0.4		0.4	0.4			0.4
	414.17	GWG-TMANG	069	PUBLIC HEALTH (COMMUNICABLE & NON-COMMUNICABLE DISEASES) SERVICES		0.1		0.1	0.1			0.1
	414.18	GWG-NARANG	069	PUBLIC HEALTH (COMMUNICABLE & NON-COMMUNICABLE DISEASES) SERVICES		0.7		0.7	0.7			0.7
	415.01	P/Gatshel	069	PUBLIC HEALTH (COMMUNICABLE & NON-COMMUNICABLE DISEASES) SERVICES		0.5		0.5	0.5			0.5
	415.02	GWG-CHONG	069	PUBLIC HEALTH (COMMUNICABLE & NON-COMMUNICABLE DISEASES) SERVICES		0.35		0.35	0.35			0.35
	415.04	GWG-DUNG	069	PUBLIC HEALTH (COMMUNICABLE & NON-COMMUNICABLE DISEASES) SERVICES		0.25		0.25	0.25			0.25
	415.08	GWG-ZOB	069	PUBLIC HEALTH (COMMUNICABLE & NON-COMMUNICABLE DISEASES) SERVICES		0.385		0.385	0.385			0.385
	415.09	GWG-DLING	069	PUBLIC HEALTH (COMMUNICABLE & NON-COMMUNICABLE DISEASES) SERVICES		5		5	5			5
	415.10	GWG-NORB	069	PUBLIC HEALTH (COMMUNICABLE & NON-COMMUNICABLE DISEASES) SERVICES		0.12		0.12	0.12			0.12
	415.11	GWG-NANONG	069	PUBLIC HEALTH (COMMUNICABLE & NON-COMMUNICABLE DISEASES) SERVICES		0.17		0.17	0.17			0.17
	416.01	S/Jongkhar	069	PUBLIC HEALTH (COMMUNICABLE & NON-COMMUNICABLE DISEASES) SERVICES	1.402	3		4.402	4.402			4.402
	416.02	GWG-PTHANG	069	PUBLIC HEALTH (COMMUNICABLE & NON-COMMUNICABLE DISEASES) SERVICES		3.681		3.681	3.681			3.681

IMF Code	AU	AU ABBR.	PR	NAME	EXPENDITURE				FINANCING				
					CURRENT	CAPITAL	LENDING/ REPAYMENT	TOTAL	RGOB	GRANT	LOAN	TOTAL	
	416.03	GWG:PTHANG	069	PUBLIC HEALTH (COMMUNICABLE & NON-COMMUNICABLE DISEASES) SERVICES		1.54		1.54	1.54				1.54
	416.05	GWG:W/PHU	069	PUBLIC HEALTH (COMMUNICABLE & NON-COMMUNICABLE DISEASES) SERVICES		0.1		0.1	0.1				0.1
	416.11	GWG:SG	069	PUBLIC HEALTH (COMMUNICABLE & NON-COMMUNICABLE DISEASES) SERVICES		0.616		0.616	0.616				0.616
	417.02	GWG:BAR	069	PUBLIC HEALTH (COMMUNICABLE & NON-COMMUNICABLE DISEASES) SERVICES		0.2		0.2	0.2				0.2
	417.03	GWG:BDUNG	069	PUBLIC HEALTH (COMMUNICABLE & NON-COMMUNICABLE DISEASES) SERVICES		0.739		0.739	0.739				0.739
	417.05	GWG:K/PARA	069	PUBLIC HEALTH (COMMUNICABLE & NON-COMMUNICABLE DISEASES) SERVICES		0.05		0.05	0.05				0.05
	417.06	GWG:K/LING	069	PUBLIC HEALTH (COMMUNICABLE & NON-COMMUNICABLE DISEASES) SERVICES		0.625		0.625	0.625				0.625
	417.07	GWG:LUMANG	069	PUBLIC HEALTH (COMMUNICABLE & NON-COMMUNICABLE DISEASES) SERVICES		3		3	3				3
	417.09	GWG:Y/NEER	069	PUBLIC HEALTH (COMMUNICABLE & NON-COMMUNICABLE DISEASES) SERVICES		2.465		2.465	0.3	2.165			2.465
	417.10	GWG:P/MEY	069	PUBLIC HEALTH (COMMUNICABLE & NON-COMMUNICABLE DISEASES) SERVICES		0.85		0.85	0.85				0.85
	417.11	GWG:RADHI	069	PUBLIC HEALTH (COMMUNICABLE & NON-COMMUNICABLE DISEASES) SERVICES		0.54		0.54	0.54				0.54
	417.13	GWG:S/KHAR	069	PUBLIC HEALTH (COMMUNICABLE & NON-COMMUNICABLE DISEASES) SERVICES		4.492		4.492	4.492				4.492
	417.16	GWG:JZU	069	PUBLIC HEALTH (COMMUNICABLE & NON-COMMUNICABLE DISEASES) SERVICES		0.572		0.572	0.572				0.572
	418.01	Triphu	069	PUBLIC HEALTH (COMMUNICABLE & NON-COMMUNICABLE DISEASES) SERVICES		6.431		6.431	6.431				6.431
	418.03	GWG:CHANG	069	PUBLIC HEALTH (COMMUNICABLE & NON-COMMUNICABLE DISEASES) SERVICES		1.336		1.336	1.336				1.336

IMF Code	AU	AU ABBR.	PR	NAME	EXPENDITURE				FINANCING				
					CURRENT	CAPITAL	LENDING/ REPAYMENT	TOTAL	RGOB	GRANT	LOAN	TOTAL	
	418.04	GWG:DAGALA	069	PUBLIC HEALTH (COMMUNICABLE & NON-COMMUNICABLE DISEASES) SERVICES		0.431		0.431	0.431				0.431
	418.05	GWG:GAYNEY	069	PUBLIC HEALTH (COMMUNICABLE & NON-COMMUNICABLE DISEASES) SERVICES		0.271		0.271	0.271				0.271
	418.06	GWG:KAWANG	069	PUBLIC HEALTH (COMMUNICABLE & NON-COMMUNICABLE DISEASES) SERVICES		0.606		0.606	0.606				0.606
	418.07	GWG:L/SHI	069	PUBLIC HEALTH (COMMUNICABLE & NON-COMMUNICABLE DISEASES) SERVICES		0.144		0.144	0.144				0.144
	418.08	GWG:MEWANG	069	PUBLIC HEALTH (COMMUNICABLE & NON-COMMUNICABLE DISEASES) SERVICES		0.813		0.813	0.813				0.813
	418.09	GWG:NARO	069	PUBLIC HEALTH (COMMUNICABLE & NON-COMMUNICABLE DISEASES) SERVICES		0.121		0.121	0.121				0.121
	419.03	GWG:KHATOE	069	PUBLIC HEALTH (COMMUNICABLE & NON-COMMUNICABLE DISEASES) SERVICES		0.439		0.439	0.439				0.439
				SUB-CLASSIFICATION TOTAL 05.3	155.332	338.2	0	493.533	270.363	223.169	0	223.169	493.533
05.4				<i>Medicaments, Medical Equipment and Products</i>									
	125.01	DRA	025	DRUG REGULATORY SERVICES	15.693	6.018		21.711	19.438	2.274			21.711
	136.01	JDWNRH	068	DIAGNOSTIC & CURATIVE (HOSPITALS & BHUS) SERVICES	1,050.20	142.218		1,192.42	1,107.08	85.342			1,192.42
	138.01	BHTF	068	DIAGNOSTIC & CURATIVE (HOSPITALS & BHUS) SERVICES	6.941	0.868		7.809	7.809				7.809
	208.01	MOH	068	DIAGNOSTIC & CURATIVE (HOSPITALS & BHUS) SERVICES	920.875	916.771		1,837.65	1,059.17	778.473			1,837.65
	401.01	C/kha	068	DIAGNOSTIC & CURATIVE (HOSPITALS & BHUS) SERVICES	70.557	8.846		79.403	76.468	2.934			79.403
	401.02	GWG:SPS	068	DIAGNOSTIC & CURATIVE (HOSPITALS & BHUS) SERVICES		1.595		1.595	1.595				1.595
	401.04	GWG:CHG	068	DIAGNOSTIC & CURATIVE (HOSPITALS & BHUS) SERVICES		0.265		0.265	0.265				0.265

IMF Code	AU	AU ABBR.	PR	NAME	EXPENDITURE				FINANCING			TOTAL
					CURRENT	CAPITAL	LENDING/ REPAYMENT	TOTAL	GRANT	LOAN	TOTAL	
	401.05	GWG:DAG	068	DIAGNOSTIC & CURATIVE (HOSPITALS & BHUS) SERVICES		0.28		0.28				0.28
	401.07	GWG:LKG	068	DIAGNOSTIC & CURATIVE (HOSPITALS & BHUS) SERVICES		0.04		0.04				0.04
	401.08	GWG:DUG	068	DIAGNOSTIC & CURATIVE (HOSPITALS & BHUS) SERVICES		0.746		0.746				0.746
	401.10	GWG:LGG	068	DIAGNOSTIC & CURATIVE (HOSPITALS & BHUS) SERVICES		0.093		0.093				0.093
	401.11	GWG:MKG	068	DIAGNOSTIC & CURATIVE (HOSPITALS & BHUS) SERVICES		0.045		0.045				0.045
	402.01	Haa	068	DIAGNOSTIC & CURATIVE (HOSPITALS & BHUS) SERVICES	21.734	1.538		23.271				23.271
	402.04	GWG:SBY	068	DIAGNOSTIC & CURATIVE (HOSPITALS & BHUS) SERVICES		0.053		0.053				0.053
	402.07	GWG:GYG	068	DIAGNOSTIC & CURATIVE (HOSPITALS & BHUS) SERVICES		1.885		1.885				1.885
	403.01	Paro	068	DIAGNOSTIC & CURATIVE (HOSPITALS & BHUS) SERVICES	53.971	3.456		57.427				57.427
	403.02	GWG:DOB	068	DIAGNOSTIC & CURATIVE (HOSPITALS & BHUS) SERVICES		0.47		0.47				0.47
	403.04	GWG:DOT	068	DIAGNOSTIC & CURATIVE (HOSPITALS & BHUS) SERVICES		0.05		0.05				0.05
	403.10	GWG:TSE	068	DIAGNOSTIC & CURATIVE (HOSPITALS & BHUS) SERVICES		1.83		1.83				1.83
	404.01	S/ise	068	DIAGNOSTIC & CURATIVE (HOSPITALS & BHUS) SERVICES	94.275	15.125		109.399				109.399
	404.02	GWG:BARA	068	DIAGNOSTIC & CURATIVE (HOSPITALS & BHUS) SERVICES		1.88		1.88				1.88
	404.03	GWG:BIRU	068	DIAGNOSTIC & CURATIVE (HOSPITALS & BHUS) SERVICES		0.097		0.097				0.097

IMF Code	AU	AU ABBR.	PR	NAME	EXPENDITURE				FINANCING				TOTAL
					CURRENT	CAPITAL	LENDING/ REPAYMENT	TOTAL	RGOB	GRANT	LOAN	TOTAL	
	404.06	GWG:DEN	068	DIAGNOSTIC & CURATIVE (HOSPITALS & BHUS) SERVICES		0.454		0.454		0.409		0.409	0.454
	404.08	GWG:DUM	068	DIAGNOSTIC & CURATIVE (HOSPITALS & BHUS) SERVICES		0.297		0.297		0.297		0.297	0.297
	404.09	GWG:GHU	068	DIAGNOSTIC & CURATIVE (HOSPITALS & BHUS) SERVICES		0.36		0.36					0.36
	404.10	GWG:LHA	068	DIAGNOSTIC & CURATIVE (HOSPITALS & BHUS) SERVICES		0.266		0.266					0.266
	404.11	GWG:TEEN	068	DIAGNOSTIC & CURATIVE (HOSPITALS & BHUS) SERVICES		0.047		0.047					0.047
	404.13	GWG:PUG	068	DIAGNOSTIC & CURATIVE (HOSPITALS & BHUS) SERVICES		2.148		2.148					2.148
	404.16	GWG:TAD	068	DIAGNOSTIC & CURATIVE (HOSPITALS & BHUS) SERVICES		0.337		0.337					0.337
	405.01	T/rang	068	DIAGNOSTIC & CURATIVE (HOSPITALS & BHUS) SERVICES	43.222	13.162		56.385					56.385
	405.02	GWG:BEG	068	DIAGNOSTIC & CURATIVE (HOSPITALS & BHUS) SERVICES		0.05		0.05					0.05
	405.03	GWG:DUG	068	DIAGNOSTIC & CURATIVE (HOSPITALS & BHUS) SERVICES		0.259		0.259					0.259
	405.06	GWG:RAG	068	DIAGNOSTIC & CURATIVE (HOSPITALS & BHUS) SERVICES		0.05		0.05					0.05
	405.13	GWG:TGR	068	DIAGNOSTIC & CURATIVE (HOSPITALS & BHUS) SERVICES		0.416		0.416					0.416
	406.01	Dagana	068	DIAGNOSTIC & CURATIVE (HOSPITALS & BHUS) SERVICES	52.875	7.892		60.767					60.767
	406.11	GWG:TKHA	068	DIAGNOSTIC & CURATIVE (HOSPITALS & BHUS) SERVICES		0.25		0.25					0.25
	407.01	P/kha	068	DIAGNOSTIC & CURATIVE (HOSPITALS & BHUS) SERVICES	44.235	3.652		47.887					47.887

IMF Code	AU	AU ABBR.	PR	NAME	EXPENDITURE				FINANCING				TOTAL	
					CURRENT	CAPITAL	LENDING/ REPAYMENT	TOTAL	RGOB	GRANT	LOAN	TOTAL		
	407.05	GWG:KAB	068	DIAGNOSTIC & CURATIVE (HOSPITALS & BHUS) SERVICES		0.1		0.1	0.1					0.1
	407.12	GWG:TOEP	068	DIAGNOSTIC & CURATIVE (HOSPITALS & BHUS) SERVICES		0.183		0.183	0.183					0.183
	408.01	W/du	068	DIAGNOSTIC & CURATIVE (HOSPITALS & BHUS) SERVICES	59.522	11.157		70.678	68.505	2.174			2.174	70.678
	408.05	GWG:GANG	068	DIAGNOSTIC & CURATIVE (HOSPITALS & BHUS) SERVICES		2.539		2.539	2.539	2.539			2.539	2.539
	409.01	B/hang	068	DIAGNOSTIC & CURATIVE (HOSPITALS & BHUS) SERVICES	33.654	10.678		44.331	38.251	6.081			6.081	44.331
	409.05	GWG:URA	068	DIAGNOSTIC & CURATIVE (HOSPITALS & BHUS) SERVICES		0.324		0.324	0.324					0.324
	410.01	S/pang	068	DIAGNOSTIC & CURATIVE (HOSPITALS & BHUS) SERVICES	41.608	13.845		55.452	55.469	-0.017			-0.017	55.452
	410.02	GWG:SAMT	068	DIAGNOSTIC & CURATIVE (HOSPITALS & BHUS) SERVICES		0.34		0.34	0.34					0.34
	410.03	GWG:CHUZ	068	DIAGNOSTIC & CURATIVE (HOSPITALS & BHUS) SERVICES		1.512		1.512	1.276	0.236			0.236	1.512
	410.05	GWG:CHU	068	DIAGNOSTIC & CURATIVE (HOSPITALS & BHUS) SERVICES		0.62		0.62	0.62					0.62
	410.07	GWG:GELE	068	DIAGNOSTIC & CURATIVE (HOSPITALS & BHUS) SERVICES		0.199		0.199	0.199					0.199
	410.08	GWG:GL	068	DIAGNOSTIC & CURATIVE (HOSPITALS & BHUS) SERVICES		0.043		0.043	0.043					0.043
	410.10	GWG:JML	068	DIAGNOSTIC & CURATIVE (HOSPITALS & BHUS) SERVICES		0.557		0.557		0.557			0.557	0.557
	410.13	GWG:SERZ	068	DIAGNOSTIC & CURATIVE (HOSPITALS & BHUS) SERVICES		0.04		0.04	0.04					0.04
	411.01	Z/gang	068	DIAGNOSTIC & CURATIVE (HOSPITALS & BHUS) SERVICES	60.821	19.22		80.041	80.041					80.041

IMF Code	AU	AU ABBR.	PR	NAME	EXPENDITURE				FINANCING				
					CURRENT	CAPITAL	LENDING/ REPAYMENT	TOTAL	RGOB	GRANT	LOAN	TOTAL	
	411.04	GWG:NANG	068	DIAGNOSTIC & CURATIVE (HOSPITALS & BHUS) SERVICES		0.75		0.75	0.75				0.75
	411.09	GWG:GSHIN	068	DIAGNOSTIC & CURATIVE (HOSPITALS & BHUS) SERVICES		0.12		0.12	0.12				0.12
	412.01	T/gsa	068	DIAGNOSTIC & CURATIVE (HOSPITALS & BHUS) SERVICES	32.632	8.447		41.079	35.009	6.07		6.07	41.079
	412.02	GWG:DTG	068	DIAGNOSTIC & CURATIVE (HOSPITALS & BHUS) SERVICES		0.382		0.382	0.382				0.382
	412.04	GWG:LGL	068	DIAGNOSTIC & CURATIVE (HOSPITALS & BHUS) SERVICES		0.653		0.653	0.653				0.653
	412.05	GWG:NUBI	068	DIAGNOSTIC & CURATIVE (HOSPITALS & BHUS) SERVICES		0.3		0.3	0.3				0.3
	412.06	GWG:TGI	068	DIAGNOSTIC & CURATIVE (HOSPITALS & BHUS) SERVICES		0.73		0.73	0.73				0.73
	413.01	L/tse	068	DIAGNOSTIC & CURATIVE (HOSPITALS & BHUS) SERVICES	35.327	4.406		39.734	39.734				39.734
	413.03	GWG:JAREY	068	DIAGNOSTIC & CURATIVE (HOSPITALS & BHUS) SERVICES		0.714		0.714	0.714				0.714
	413.06	GWG:MINJAY	068	DIAGNOSTIC & CURATIVE (HOSPITALS & BHUS) SERVICES		0.026		0.026	0.026				0.026
	413.07	GWG:MINBI	068	DIAGNOSTIC & CURATIVE (HOSPITALS & BHUS) SERVICES		0.188		0.188	0.188				0.188
	414.01	M/gar	068	DIAGNOSTIC & CURATIVE (HOSPITALS & BHUS) SERVICES	37.664	7.379		45.043	44.324	0.719		0.719	45.043
	414.03	GWG:CHALI	068	DIAGNOSTIC & CURATIVE (HOSPITALS & BHUS) SERVICES		0.15		0.15	0.15				0.15
	414.07	GWG:GONG	068	DIAGNOSTIC & CURATIVE (HOSPITALS & BHUS) SERVICES		0.1		0.1	0.1				0.1
	414.10	GWG:MONGGA	068	DIAGNOSTIC & CURATIVE (HOSPITALS & BHUS) SERVICES		0.9		0.9	0.9				0.9

IMF Code	AU	AU ABBR.	PR	NAME	EXPENDITURE				FINANCING			TOTAL	
					CURRENT	CAPITAL	LENDING/ REPAYMENT	TOTAL	RGOB	GRANT	LOAN		TOTAL
	414.11	GWG:NGAT	068	DIAGNOSTIC & CURATIVE (HOSPITALS & BHUS) SERVICES		0.15		0.15	0.15				0.15
	414.17	GWG:TMANG	068	DIAGNOSTIC & CURATIVE (HOSPITALS & BHUS) SERVICES		0.05		0.05	0.05				0.05
	414.18	GWG:NARANG	068	DIAGNOSTIC & CURATIVE (HOSPITALS & BHUS) SERVICES		0.09		0.09	0.09				0.09
	415.01	P/Gaishel	068	DIAGNOSTIC & CURATIVE (HOSPITALS & BHUS) SERVICES	48.926	4.34		53.266	53.266				53.266
	415.02	GWG:CHONG	068	DIAGNOSTIC & CURATIVE (HOSPITALS & BHUS) SERVICES		0.15		0.15	0.15				0.15
	415.03	GWG:CHHIM	068	DIAGNOSTIC & CURATIVE (HOSPITALS & BHUS) SERVICES		0.2		0.2	0.2				0.2
	415.04	GWG:DUNG	068	DIAGNOSTIC & CURATIVE (HOSPITALS & BHUS) SERVICES		0.28		0.28	0.28				0.28
	415.05	GWG:KHAR	068	DIAGNOSTIC & CURATIVE (HOSPITALS & BHUS) SERVICES		0.93		0.93	0.93				0.93
	415.06	GWG:SHUMER	068	DIAGNOSTIC & CURATIVE (HOSPITALS & BHUS) SERVICES		1.5		1.5	1.5				1.5
	415.08	GWG:ZOB	068	DIAGNOSTIC & CURATIVE (HOSPITALS & BHUS) SERVICES		0.13		0.13	0.13				0.13
	415.09	GWG:DLING	068	DIAGNOSTIC & CURATIVE (HOSPITALS & BHUS) SERVICES		0.5		0.5	0.5				0.5
	415.10	GWG:NORB	068	DIAGNOSTIC & CURATIVE (HOSPITALS & BHUS) SERVICES		0.23		0.23	0.23				0.23
	415.11	GWG:NANONG	068	DIAGNOSTIC & CURATIVE (HOSPITALS & BHUS) SERVICES		0.25		0.25	0.25				0.25
	416.01	S/Jongkhar	068	DIAGNOSTIC & CURATIVE (HOSPITALS & BHUS) SERVICES	39.106	7.72		46.826	46.826				46.826
	416.10	GWG:ORONG	068	DIAGNOSTIC & CURATIVE (HOSPITALS & BHUS) SERVICES		0.045		0.045	0.045				0.045

IMF Code	AU	AU ABBR.	PR	NAME	EXPENDITURE				FINANCING			TOTAL
					CURRENT	CAPITAL	LENDING/ REPAYMENT	TOTAL	RGOB	GRANT	LOAN	
	417.01	Trgang	068	DIAGNOSTIC & CURATIVE (HOSPITALS & BHUS) SERVICES	118.475	14.661		133.136	129.303	3.833		133.136
	417.04	GWG:K/LUNG	068	DIAGNOSTIC & CURATIVE (HOSPITALS & BHUS) SERVICES		0.1		0.1	0.1			0.1
	417.07	GWG:LUMANG	068	DIAGNOSTIC & CURATIVE (HOSPITALS & BHUS) SERVICES		0.12		0.12	0.12			0.12
	417.09	GWG:YNEER	068	DIAGNOSTIC & CURATIVE (HOSPITALS & BHUS) SERVICES		0.2		0.2	0.2			0.2
	417.11	GWG:RADHI	068	DIAGNOSTIC & CURATIVE (HOSPITALS & BHUS) SERVICES		0.2		0.2	0.2			0.2
	417.13	GWG:S/KHAR	068	DIAGNOSTIC & CURATIVE (HOSPITALS & BHUS) SERVICES		0.1		0.1	0.1			0.1
	417.14	GWG:S/PHU	068	DIAGNOSTIC & CURATIVE (HOSPITALS & BHUS) SERVICES		0.707		0.707	0.707			0.707
	417.16	GWG:UJU	068	DIAGNOSTIC & CURATIVE (HOSPITALS & BHUS) SERVICES		0.2		0.2	0.2			0.2
	418.01	Trphu	068	DIAGNOSTIC & CURATIVE (HOSPITALS & BHUS) SERVICES	14.818	1.15		15.968	15.968			15.968
	418.02	GWG:SOE	068	DIAGNOSTIC & CURATIVE (HOSPITALS & BHUS) SERVICES		0.266		0.266	0.266			0.266
	418.04	GWG:DAGALA	068	DIAGNOSTIC & CURATIVE (HOSPITALS & BHUS) SERVICES		0.1		0.1	0.1			0.1
	418.05	GWG:GAYNEY	068	DIAGNOSTIC & CURATIVE (HOSPITALS & BHUS) SERVICES		0.04		0.04	0.04			0.04
	418.06	GWG:KAWANG	068	DIAGNOSTIC & CURATIVE (HOSPITALS & BHUS) SERVICES		0.033		0.033	0.033			0.033
	418.08	GWG:MEWANG	068	DIAGNOSTIC & CURATIVE (HOSPITALS & BHUS) SERVICES		0.5		0.5	0.5			0.5
	418.09	GWG:INARO	068	DIAGNOSTIC & CURATIVE (HOSPITALS & BHUS) SERVICES		0.05		0.05	0.05			0.05

IMF Code	AU	AU ABBR.	PR	NAME	EXPENDITURE				FINANCING			TOTAL
					CURRENT	CAPITAL	LENDING/ REPAYMENT	TOTAL	RGOB	GRANT	LOAN	
	419.01	Gasa	068	DIAGNOSTIC & CURATIVE (HOSPITALS & BHUS) SERVICES	11.946	6.005		17.951	17.144	0.807		17.951
	419.04	GWG-LAYA	068	DIAGNOSTIC & CURATIVE (HOSPITALS & BHUS) SERVICES		0.099		0.099	0.099			0.099
	419.05	GWG-LUNANA	068	DIAGNOSTIC & CURATIVE (HOSPITALS & BHUS) SERVICES		0.17		0.17	0.17			0.17
	420.01	T/Yangtse	068	DIAGNOSTIC & CURATIVE (HOSPITALS & BHUS) SERVICES	36.32	3.33		39.65	39.65			39.65
	420.08	GWG-YLLANG	068	DIAGNOSTIC & CURATIVE (HOSPITALS & BHUS) SERVICES		0.05		0.05	0.05			0.05
				SUB-CLASSIFICATION TOTAL 05.4	2945.395	1265.055	0	4210.449	3317.723	892.726	0	4210.449
05.6				<i>Health Affairs and Services N.E.C</i>								
	140.01	BHHC	097	MEDICAL & HEALTH COUNCIL SERVICES	6.586	1.582		8.168	8.168			8.168
	208.01	MOH	067	HEALTH POLICY DIRECTION SERVICES	62.02	81.234		143.254	109.762	33.493		143.254
	415.01	P/Gatshel	080	HEALTH MANAGEMENT SERVICES	0.971			0.971	0.971			0.971
	415.02	GWG-CHONG	080	HEALTH MANAGEMENT SERVICES		0.3		0.3		0.3		0.3
	420.02	GWG-BLING	080	HEALTH MANAGEMENT SERVICES		3.3		3.3	3.3			3.3
	420.03	GWG-JKHAR	080	HEALTH MANAGEMENT SERVICES		0.2		0.2	0.2			0.2
	420.04	GWG-KIDANG	080	HEALTH MANAGEMENT SERVICES		1.427		1.427	0.849	0.578		1.427
	420.05	GWG-RAMJAR	080	HEALTH MANAGEMENT SERVICES		0.346		0.346	0.346			0.346
	420.06	GWG-TOETS	080	HEALTH MANAGEMENT SERVICES		0.23		0.23	0.23			0.23
	416.07	GWG-LAURI	080	HEALTH MANAGEMENT SERVICES		0.299		0.299		0.299		0.299
	420.07	GWG-TSHANG	080	HEALTH MANAGEMENT SERVICES		0.65		0.65	0.65			0.65
	420.08	GWG-YLLANG	080	HEALTH MANAGEMENT SERVICES		0.7		0.7	0.7			0.7
	420.09	GWG-YANGT	080	HEALTH MANAGEMENT SERVICES		0.31		0.31	0.31			0.31
				SUB-CLASSIFICATION TOTAL 05.6	69.577	90.578	0	160.156	125.486	34.669	0	160.156
												34.669
												160.156

IMF Code	AU	AU ABBR.	PR	NAME	EXPENDITURE				FINANCING				TOTAL	
					CURRENT	CAPITAL	LENDING/ REPAYMENT	TOTAL	RGOB	GRANT	LOAN	TOTAL		
06.1				<i>Social Security Affairs and Services</i>										
	205.01	MEA	094	CONSUMER PROTECTION SERVICES	10.8	3.077		13.877	13.877					13.877
	205.01	MEA	096	INTELLECTUAL PROTECTION SERVICES	9.888	4.795		14.684	14.684					14.684
				SUB-CLASSIFICATION TOTAL 06.1	20.688	7.872	0	28.56	28.56	0	0	0	0	28.56
06.2				<i>Welfare Affairs and Services</i>										
	135.01	CSOA	095	CIVIL SOCIETY SERVICES	2.804	4.105		6.908	2.619	4.289			4.289	6.908
				SUB-CLASSIFICATION TOTAL 06.2	2.804	4.105	0	6.908	2.619	4.289	0	0	4.289	6.908
07.1				<i>Housing and Community Development</i>										
	206.01	MWHS	054	WORKS & HUMAN SETTLEMENT POLICY DIRECTION SERVICES	44.713	287.444		332.157	51.133	6.15	274.874		281.024	332.157
	206.01	MWHS	092	URBAN PLANNING AND DEVELOPMENT SERVICES	23.153	23.446		46.599	45.542	1.057			1.057	46.599
				SUB-CLASSIFICATION TOTAL 07.1	67.866	310.89	0	378.756	96.675	7.207	274.874		282.081	378.756
07.5				<i>Housing and Community Amenity Affairs & Services N.E.C</i>										
	137.01	CDA	059	CONSTRUCTION DEVELOPMENT SERVICES	13.089	6.189		19.278	19.278					19.278
	206.01	MWHS	091	ENGINEERING SERVICES	46.234	798.553		844.787	322.293	312.138	210.355		522.494	844.787
	401.01	C/kha	056	URBAN INFRASTRUCTURE DEVELOPMENT & SUSPENSION BRIDGE SERVICES	15.948	7.006		22.953	23.28	-0.327			-0.327	22.953
	402.01	Haa	056	URBAN INFRASTRUCTURE DEVELOPMENT & SUSPENSION BRIDGE SERVICES	10.377	42.972		53.349	38.275	15.074			15.074	53.349
	403.01	Paro	056	URBAN INFRASTRUCTURE DEVELOPMENT & SUSPENSION BRIDGE SERVICES	27.199	142.983		170.182	49.506	120.676			120.676	170.182
	404.01	S/ise	056	URBAN INFRASTRUCTURE DEVELOPMENT & SUSPENSION BRIDGE SERVICES	24.96	75.896		100.856	78.199	22.657			22.657	100.856

IMF Code	AU	AU ABBR.	PR	NAME	EXPENDITURE				FINANCING				
					CURRENT	CAPITAL	LENDING/ REPAYMENT	TOTAL	RGOB	GRANT	LOAN	TOTAL	
	404.02	GWG:BARA	056	URBAN INFRASTRUCTURE DEVELOPMENT & SUSPENSION BRIDGE SERVICES		0.172		0.172	0.172				0.172
	404.06	GWG:DEN	056	URBAN INFRASTRUCTURE DEVELOPMENT & SUSPENSION BRIDGE SERVICES		2		2	2				2
	404.13	GWG:PUG	056	URBAN INFRASTRUCTURE DEVELOPMENT & SUSPENSION BRIDGE SERVICES		3.672		3.672	3.672				3.672
	405.01	T/rang	056	URBAN INFRASTRUCTURE DEVELOPMENT & SUSPENSION BRIDGE SERVICES	19.843	45.965		65.808	41.78	24.028			65.808
	406.01	Dagana	056	URBAN INFRASTRUCTURE DEVELOPMENT & SUSPENSION BRIDGE SERVICES	13.616	34.137		47.753	47.753				47.753
	406.13	GWG:DEO	056	URBAN INFRASTRUCTURE DEVELOPMENT & SUSPENSION BRIDGE SERVICES		1.988		1.988	1.988				1.988
	407.01	P/kha	056	URBAN INFRASTRUCTURE DEVELOPMENT & SUSPENSION BRIDGE SERVICES	18.739	32.259		50.997	29.961	21.036			50.997
	408.01	W/due	056	URBAN INFRASTRUCTURE DEVELOPMENT & SUSPENSION BRIDGE SERVICES	31.144	36.503		67.647	67.647				67.647
	408.03	GWG:DAN	056	URBAN INFRASTRUCTURE DEVELOPMENT & SUSPENSION BRIDGE SERVICES		0.159		0.159	0.159				0.159
	408.15	GWG:ATHANG	056	URBAN INFRASTRUCTURE DEVELOPMENT & SUSPENSION BRIDGE SERVICES		0.1		0.1	0.1				0.1
	409.01	B/thang	056	URBAN INFRASTRUCTURE DEVELOPMENT & SUSPENSION BRIDGE SERVICES	12.143	120.925		133.069	38.447	94.622			133.069
	409.02	GWG:CHHOEK	056	URBAN INFRASTRUCTURE DEVELOPMENT & SUSPENSION BRIDGE SERVICES		0.519		0.519	0.25	0.269			0.519
	409.04	GWG:TANG	056	URBAN INFRASTRUCTURE DEVELOPMENT & SUSPENSION BRIDGE SERVICES		0.6		0.6		0.6			0.6

IMF Code	AU	AU ABBR.	PR	NAME	EXPENDITURE				FINANCING				
					CURRENT	CAPITAL	LENDING/ REPAYMENT	TOTAL	RGOB	GRANT	LOAN	TOTAL	
	409.05	GWG:URA	056	URBAN INFRASTRUCTURE DEVELOPMENT & SUSPENSION BRIDGE SERVICES		1.717		1.717	1.717				1.717
	410.01	S/pang	056	URBAN INFRASTRUCTURE DEVELOPMENT & SUSPENSION BRIDGE SERVICES	15.662	54.927		70.589	52.414	18.175		18.175	70.589
	410.12	GWG:SAR	056	URBAN INFRASTRUCTURE DEVELOPMENT & SUSPENSION BRIDGE SERVICES		0.472		0.472	0.472	0.472		0.472	0.472
	410.13	GWG:SERZ	056	URBAN INFRASTRUCTURE DEVELOPMENT & SUSPENSION BRIDGE SERVICES		0.2		0.2	0.2				0.2
	411.01	Z/gang	056	URBAN INFRASTRUCTURE DEVELOPMENT & SUSPENSION BRIDGE SERVICES	12.175	7.611		19.787	18.64	1.147		1.147	19.787
	412.01	T/gsa	056	URBAN INFRASTRUCTURE DEVELOPMENT & SUSPENSION BRIDGE SERVICES	10.166	27.647		37.813	29.037	8.776		8.776	37.813
	412.02	GWG:DTG	056	URBAN INFRASTRUCTURE DEVELOPMENT & SUSPENSION BRIDGE SERVICES		0.869		0.869	0.869				0.869
	412.04	GWG:LGL	056	URBAN INFRASTRUCTURE DEVELOPMENT & SUSPENSION BRIDGE SERVICES		0.199		0.199	0.199				0.199
	413.01	L/tse	056	URBAN INFRASTRUCTURE DEVELOPMENT & SUSPENSION BRIDGE SERVICES	12.173	18.458		30.631	25.521	5.11		5.11	30.631
	414.01	M/gar	056	URBAN INFRASTRUCTURE DEVELOPMENT & SUSPENSION BRIDGE SERVICES	25.305	186.253		211.558	73.412	138.146		138.146	211.558
	414.07	GWG:GONG	056	URBAN INFRASTRUCTURE DEVELOPMENT & SUSPENSION BRIDGE SERVICES		0.4		0.4	0.4				0.4
	415.01	P/Gaishel	056	URBAN INFRASTRUCTURE DEVELOPMENT & SUSPENSION BRIDGE SERVICES	9.251	8.35		17.601	17.601				17.601

IMF Code	AU	AU ABBR.	PR	NAME	EXPENDITURE				FINANCING				
					CURRENT	CAPITAL	LENDING/ REPAYMENT	TOTAL	RGOB	GRANT	LOAN	TOTAL	
	416.01	S/Jongkhar	056	URBAN INFRASTRUCTURE DEVELOPMENT & SUSPENSION BRIDGE SERVICES	8.935	4.012		12.947	12.947				12.947
	416.03	GWG:PTHANG	056	URBAN INFRASTRUCTURE DEVELOPMENT & SUSPENSION BRIDGE SERVICES		1.649		1.649	1.649				1.649
	416.07	GWG:LAURI	056	URBAN INFRASTRUCTURE DEVELOPMENT & SUSPENSION BRIDGE SERVICES		6.929		6.929	4.027	2.902			6.929
	417.01	T/gang	056	URBAN INFRASTRUCTURE DEVELOPMENT & SUSPENSION BRIDGE SERVICES	26.256	51.609		77.865	66.337	11.528			77.865
	417.12	GWG:SAKTEN	056	URBAN INFRASTRUCTURE DEVELOPMENT & SUSPENSION BRIDGE SERVICES		1.4		1.4		1.4			1.4
	418.01	T/phu	056	URBAN INFRASTRUCTURE DEVELOPMENT & SUSPENSION BRIDGE SERVICES		0.449		0.449		0.449			0.449
	418.01	T/phu	026	ENGINEERING CELL	13.16	13.25		26.41	26.41				26.41
	419.01	Gasa	056	URBAN INFRASTRUCTURE DEVELOPMENT & SUSPENSION BRIDGE SERVICES	6.612	17.225		23.837	23.637	0.2			23.837
	420.01	TN'angtse	056	URBAN INFRASTRUCTURE DEVELOPMENT & SUSPENSION BRIDGE SERVICES	15.601	48.114		63.714	57.017	6.698			63.714
				SUB-CLASSIFICATION TOTAL 07.5	388.59	1,804.34	0	2,192.93	1,176.79	805.776	210.355	1,016.13	2,192.93
08				<i>Recreation, Culture & Religion Affairs & Services</i>									
	105.01	CRA	004	RELIGIOUS SERVICES	664.669	241.335		906.004	759.262	146.742			906.004
	201.01	MHCA	033	RELIGION & CULTURAL SERVICES	118.18	618.14		736.319	274.836	461.484			736.319
	401.01	C/kha	033	RELIGION & CULTURAL SERVICES	2.996	25.637		28.633	28.633				28.633

IMF Code	AU	AU ABBR.	PR	NAME	EXPENDITURE				FINANCING			TOTAL
					CURRENT	CAPITAL	LENDING/ REPAYMENT	TOTAL	GRANT	LOAN	TOTAL	
	401.03	GWG:BOG	033	RELIGION & CULTURAL SERVICES		5.06		5.06	5.06			5.06
	401.04	GWG:CHG	033	RELIGION & CULTURAL SERVICES		1.607		1.607	1.607			1.607
	401.05	GWG:DAG	033	RELIGION & CULTURAL SERVICES		2.364		2.364	2.364			2.364
	401.06	GWG:GTG	033	RELIGION & CULTURAL SERVICES		1.628		1.628	1.628			1.628
	401.07	GWG:LKG	033	RELIGION & CULTURAL SERVICES	0.167	3.349		3.515	3.515			3.515
	401.08	GWG:DUG	033	RELIGION & CULTURAL SERVICES		1.311		1.311	1.311			1.311
	401.09	GWG:GLG	033	RELIGION & CULTURAL SERVICES		2.822		2.822	2.822			2.822
	401.11	GWG:MKG	033	RELIGION & CULTURAL SERVICES		0.919		0.919	0.919			0.919
	401.12	GWG:PLG	033	RELIGION & CULTURAL SERVICES		2.547		2.547	2.547			2.547
	402.01	Haa	033	RELIGION & CULTURAL SERVICES	12.347	58.101		70.448	70.448			70.448
	402.05	GWG:SAM	033	RELIGION & CULTURAL SERVICES		0.08		0.08	0.08			0.08
	402.06	GWG:USE	033	RELIGION & CULTURAL SERVICES		3.708		3.708	3.708			3.708
	402.07	GWG:GYG	033	RELIGION & CULTURAL SERVICES		2.225		2.225	2.225			2.225
	403.01	Pafo	033	RELIGION & CULTURAL SERVICES	3.929	16.836		20.765	20.765			20.765
	403.02	GWG:DOB	033	RELIGION & CULTURAL SERVICES		2.5		2.5	2.5			2.5
	403.03	GWG:DOG	033	RELIGION & CULTURAL SERVICES		0.115		0.115	0.115			0.115
	403.04	GWG:DOT	033	RELIGION & CULTURAL SERVICES		0.22		0.22	0.22			0.22
	403.06	GWG:LAN	033	RELIGION & CULTURAL SERVICES		0.838		0.838	0.838			0.838
	403.07	GWG:LUN	033	RELIGION & CULTURAL SERVICES		0.44		0.44	0.44			0.44
	403.08	GWG:NAJ	033	RELIGION & CULTURAL SERVICES		2.1		2.1	2.1			2.1
	403.09	GWG:SHA	033	RELIGION & CULTURAL SERVICES		0.52		0.52	0.52			0.52
	403.10	GWG:TSE	033	RELIGION & CULTURAL SERVICES		1.228		1.228	1.228			1.228
	404.01	S/ise	033	RELIGION & CULTURAL SERVICES	2.208	3.841		6.049	6.049			6.049
	404.02	GWG:BARA	033	RELIGION & CULTURAL SERVICES		1.32		1.32	1.32			1.32

IMF Code	AU	AU ABBR.	PR	NAME	EXPENDITURE				FINANCING			TOTAL
					CURRENT	CAPITAL	LENDING/ REPAYMENT	TOTAL	RGOB	GRANT	LOAN	
	404.03	GWG-BIRU	033	RELIGION & CULTURAL SERVICES		2.675		2.675	2.675			2.675
	404.04	GWG-CHAR	033	RELIGION & CULTURAL SERVICES		0.571		0.571	0.571			0.571
	404.05	GWG-CHEN	033	RELIGION & CULTURAL SERVICES		1.795		1.795	1.795			1.795
	404.06	GWG-DEN	033	RELIGION & CULTURAL SERVICES		3.426		3.426	3.426			3.426
	404.07	GWG-DOR	033	RELIGION & CULTURAL SERVICES		0.771		0.771	0.771			0.771
	404.08	GWG-DUM	033	RELIGION & CULTURAL SERVICES		3.641		3.641	3.641			3.641
	404.09	GWG-GHU	033	RELIGION & CULTURAL SERVICES		0.538		0.538	0.538			0.538
	404.10	GWG-LHA	033	RELIGION & CULTURAL SERVICES		2.355		2.355	2.355			2.355
	404.11	GWG-TEEN	033	RELIGION & CULTURAL SERVICES		3.031		3.031	3.031			3.031
	404.12	GWG-NAINI	033	RELIGION & CULTURAL SERVICES		1.54		1.54	1.54			1.54
	404.13	GWG-PUG	033	RELIGION & CULTURAL SERVICES		0.396		0.396	0.396			0.396
	404.14	GWG-SAM	033	RELIGION & CULTURAL SERVICES		1.979		1.979	1.979			1.979
	404.15	GWG-SIP	033	RELIGION & CULTURAL SERVICES		0.623		0.623	0.623			0.623
	404.16	GWG-TAD	033	RELIGION & CULTURAL SERVICES		1.505		1.505	1.505			1.505
	405.01	Trang	004	RELIGIOUS SERVICES	2.416	20.106		22.522	22.522			22.522
	405.02	GWG-BEG	033	RELIGION & CULTURAL SERVICES		0.31		0.31	0.31			0.31
	405.03	GWG-DUG	033	RELIGION & CULTURAL SERVICES		0.52		0.52	0.52			0.52
	405.04	GWG-BAG	033	RELIGION & CULTURAL SERVICES		0.7		0.7	0.7			0.7
	405.05	GWG-GOG	033	RELIGION & CULTURAL SERVICES		0.795		0.795	0.795			0.795
	405.06	GWG-RAG	033	RELIGION & CULTURAL SERVICES		0.769		0.769	0.769			0.769
	405.07	GWG-KIG	033	RELIGION & CULTURAL SERVICES		1.021		1.021	1.021			1.021
	405.08	GWG-MEG	033	RELIGION & CULTURAL SERVICES		1.815		1.815	1.815			1.815
	405.09	GWG-PAT	033	RELIGION & CULTURAL SERVICES		0.497		0.497	0.497			0.497
	405.10	GWG-PGC	033	RELIGION & CULTURAL SERVICES		0.438		0.438	0.438			0.438

IMF Code	AU	AU ABBR.	PR	NAME	EXPENDITURE				FINANCING			TOTAL
					CURRENT	CAPITAL	LENDING/ REPAYMENT	TOTAL	RGOB	GRANT	LOAN	
	405.11	GWG:SHG	033	RELIGION & CULTURAL SERVICES		0.172		0.172	0.172			0.172
	405.12	GWG:TSG	033	RELIGION & CULTURAL SERVICES		0.356		0.356	0.356			0.356
	405.13	GWG:TGR	033	RELIGION & CULTURAL SERVICES		0.799		0.799	0.799			0.799
	406.01	Dagana	033	RELIGION & CULTURAL SERVICES	2.661	5.996		8.657	8.657			8.657
	406.02	GWG:DOR	033	RELIGION & CULTURAL SERVICES		0.2		0.2	0.2			0.2
	406.03	GWG:DRU	033	RELIGION & CULTURAL SERVICES		2.8		2.8	2.8			2.8
	406.04	GWG:GESAR	033	RELIGION & CULTURAL SERVICES		4		4	4			4
	406.05	GWG:GOSH	033	RELIGION & CULTURAL SERVICES		1.8		1.8	1.8			1.8
	406.06	GWG:KANA	033	RELIGION & CULTURAL SERVICES		1.04		1.04	1.04			1.04
	406.07	GWG:KHEBI	033	RELIGION & CULTURAL SERVICES		0.95		0.95	0.95			0.95
	406.08	GWG:LAJA	033	RELIGION & CULTURAL SERVICES		1.711		1.711	1.711			1.711
	406.09	GWG:T/DING	033	RELIGION & CULTURAL SERVICES		5.2		5.2	5.2			5.2
	406.10	GWG:T/GANG	033	RELIGION & CULTURAL SERVICES		1.1		1.1	1.1			1.1
	406.11	GWG:T/KHA	033	RELIGION & CULTURAL SERVICES		0.2		0.2	0.2			0.2
	406.12	GWG:TEZA	033	RELIGION & CULTURAL SERVICES		2.374		2.374	2.374			2.374
	406.13	GWG:DEO	033	RELIGION & CULTURAL SERVICES		1.098		1.098	1.098			1.098
	406.14	GWG:LKHA	033	RELIGION & CULTURAL SERVICES		0.1		0.1	0.1			0.1
	406.15	GWG:NICHU	033	RELIGION & CULTURAL SERVICES		0.5		0.5	0.5			0.5
	407.01	P/kha	033	RELIGION & CULTURAL SERVICES	6.036	36.449		42.485	42.485			42.485
	407.02	GWG:CHHU	033	RELIGION & CULTURAL SERVICES		1.05		1.05	1.05			1.05
	407.03	GWG:GOEN	033	RELIGION & CULTURAL SERVICES		1.31		1.31	1.31			1.31
	407.04	GWG:GUMA	033	RELIGION & CULTURAL SERVICES		0.4		0.4	0.4			0.4
	407.05	GWG:KAB	033	RELIGION & CULTURAL SERVICES		3.797		3.797	3.797			3.797
	407.09	GWG:TEO	033	RELIGION & CULTURAL SERVICES		1		1	1			1

IMF Code	AU	AU ABBR.	PR	NAME	EXPENDITURE				FINANCING				
					CURRENT	CAPITAL	LENDING/ REPAYMENT	TOTAL	RGOB	GRANT	LOAN	TOTAL	
	407.11	GWG:BAAP	033	RELIGION & CULTURAL SERVICES		0.6		0.6					0.6
	407.12	GWG:TOEP	033	RELIGION & CULTURAL SERVICES		0.2		0.2					0.2
	408.01	W/du	033	RELIGION & CULTURAL SERVICES	3.027	21.019		24.046	24.046				24.046
	408.02	GWG:BJE	033	RELIGION & CULTURAL SERVICES		1.496		1.496	0.996	0.5			1.496
	408.03	GWG:DAN	033	RELIGION & CULTURAL SERVICES		0.548		0.548	0.548				0.548
	408.04	GWG:DAGA	033	RELIGION & CULTURAL SERVICES		0.57		0.57	0.57				0.57
	408.05	GWG:GANG	033	RELIGION & CULTURAL SERVICES		0.3		0.3	0.3				0.3
	408.06	GWG:GASEG	033	RELIGION & CULTURAL SERVICES		0.085		0.085	0.085				0.085
	408.07	GWG:GASEW	033	RELIGION & CULTURAL SERVICES		0.4		0.4	0.4				0.4
	408.08	GWG:KAZHI	033	RELIGION & CULTURAL SERVICES		0.45		0.45	0.45				0.45
	408.10	GWG:NYISHO	033	RELIGION & CULTURAL SERVICES		0.2		0.2	0.2				0.2
	408.11	GWG:PHANG	033	RELIGION & CULTURAL SERVICES		1.21		1.21	0.7	0.51			1.21
	408.13	GWG:RUEP	033	RELIGION & CULTURAL SERVICES		0.3		0.3	0.3				0.3
	408.14	GWG:SEPHU	033	RELIGION & CULTURAL SERVICES		0.628		0.628	0.628				0.628
	408.15	GWG:ATHANG	033	RELIGION & CULTURAL SERVICES		0.6		0.6	0.6				0.6
	409.01	B/thang	033	RELIGION & CULTURAL SERVICES	3.658	20.316		23.974	23.604	0.37			23.974
	409.02	GWG:CHHOEK	033	RELIGION & CULTURAL SERVICES		2.046		2.046	2.046				2.046
	409.03	GWG:CHHUME	033	RELIGION & CULTURAL SERVICES		1.37		1.37	1.37				1.37
	409.04	GWG:TANG	033	RELIGION & CULTURAL SERVICES		0.533		0.533	0.533				0.533
	409.05	GWG:URA	033	RELIGION & CULTURAL SERVICES		1.449		1.449	1.449				1.449
	410.01	S/pang	033	RELIGION & CULTURAL SERVICES	2.125	53.732		55.857	55.857				55.857
	410.02	GWG:SAMT	033	RELIGION & CULTURAL SERVICES		0.2		0.2	0.2				0.2
	410.03	GWG:CHUZ	033	RELIGION & CULTURAL SERVICES		0.08		0.08	0.08				0.08
	410.05	GWG:CHU	033	RELIGION & CULTURAL SERVICES		0.1		0.1	0.1				0.1

IMF Code	AU	AU ABBR.	PR	NAME	EXPENDITURE				FINANCING			TOTAL
					CURRENT	CAPITAL	LENDING/ REPAYMENT	TOTAL	RGOB	GRANT	LOAN	
	410.06	GWG:TTHANG	033	RELIGION & CULTURAL SERVICES		0.2		0.2	0.2			0.2
	410.07	GWG:GELE	033	RELIGION & CULTURAL SERVICES		0.165		0.165	0.165			0.165
	410.09	GWG:JIG	033	RELIGION & CULTURAL SERVICES		1.5		1.5	1.5			1.5
	410.10	GWG:UML	033	RELIGION & CULTURAL SERVICES		1.77		1.77	1.77			1.77
	410.13	GWG:SERZ	033	RELIGION & CULTURAL SERVICES		0.999		0.999	0.999			0.999
	411.01	Zgang	033	RELIGION & CULTURAL SERVICES	3.684	23.592		27.276	27.276			27.276
	411.02	GWG:BARDO	033	RELIGION & CULTURAL SERVICES		1.728		1.728	1.728			1.728
	411.03	GWG:BJOKA	033	RELIGION & CULTURAL SERVICES		0.65		0.65	0.65			0.65
	411.04	GWG:NANG	033	RELIGION & CULTURAL SERVICES		1.899		1.899	1.899			1.899
	411.07	GWG:S/KHAR	033	RELIGION & CULTURAL SERVICES		1.05		1.05	1.05			1.05
	411.08	GWG:TRONG	033	RELIGION & CULTURAL SERVICES		1.3		1.3	1.3			1.3
	411.09	GWG:G/SHIN	033	RELIGION & CULTURAL SERVICES		0.15		0.15	0.15			0.15
	412.01	T/gsa	033	RELIGION & CULTURAL SERVICES	3.291	13.819		17.111	17.111			17.111
	412.02	GWG:DTG	033	RELIGION & CULTURAL SERVICES		0.952		0.952	0.952			0.952
	412.03	GWG:KPU	033	RELIGION & CULTURAL SERVICES		3.63		3.63	3.63			3.63
	412.04	GWG:LGL	033	RELIGION & CULTURAL SERVICES		0.483		0.483	0.483			0.483
	412.05	GWG:NUBI	033	RELIGION & CULTURAL SERVICES		3.46		3.46	3.46			3.46
	412.06	GWG:TGI	033	RELIGION & CULTURAL SERVICES		0.15		0.15	0.15			0.15
	413.01	L/ise	033	RELIGION & CULTURAL SERVICES	2.462	34.902		37.364	37.364			37.364
	413.02	GWG:GANG	033	RELIGION & CULTURAL SERVICES		0.67		0.67	0.67			0.67
	413.03	GWG:JAREY	033	RELIGION & CULTURAL SERVICES		0.5		0.5	0.5			0.5
	413.05	GWG:KUR-GA	033	RELIGION & CULTURAL SERVICES		0.861		0.861	0.861			0.861
	413.07	GWG:MINBI	033	RELIGION & CULTURAL SERVICES		4.831		4.831	4.831			4.831
	413.08	GWG:METSHO	033	RELIGION & CULTURAL SERVICES		1.409		1.409	1.409			1.409

IMF Code	AU	AU ABBR.	PR	NAME	EXPENDITURE				FINANCING			TOTAL
					CURRENT	CAPITAL	LENDING/ REPAYMENT	TOTAL	RGOB	GRANT	LOAN	
	414.01	M/gar	033	RELIGION & CULTURAL SERVICES	2.593	86.713		89.306	89.306			89.306
	414.02	GWG-BALAM	033	RELIGION & CULTURAL SERVICES		0.558		0.558	0.558			0.558
	414.03	GWG-CHALI	033	RELIGION & CULTURAL SERVICES		0.05		0.05	0.05			0.05
	414.04	GWG-CHAS	033	RELIGION & CULTURAL SERVICES		1.3		1.3	1.3			1.3
	414.05	GWG-DTSE	033	RELIGION & CULTURAL SERVICES		0.25		0.25	0.25			0.25
	414.06	GWG-D/PONG	033	RELIGION & CULTURAL SERVICES		2.537		2.537	2.537			2.537
	414.07	GWG-GONG	033	RELIGION & CULTURAL SERVICES		0.27		0.27	0.27			0.27
	414.08	GWG-JUR	033	RELIGION & CULTURAL SERVICES		0.95		0.95	0.95			0.95
	414.09	GWG-K/KHAR	033	RELIGION & CULTURAL SERVICES		1.43		1.43	1.43			1.43
	414.10	GWG-MONGGA	033	RELIGION & CULTURAL SERVICES		4.499		4.499	4.499			4.499
	414.11	GWG-NGAT	033	RELIGION & CULTURAL SERVICES		2.1		2.1	2.1			2.1
	414.12	GWG-SALENG	033	RELIGION & CULTURAL SERVICES		0.852		0.852	0.852			0.852
	414.13	GWG-SHER	033	RELIGION & CULTURAL SERVICES		2.733		2.733	2.733			2.733
	414.14	GWG-SILAM	033	RELIGION & CULTURAL SERVICES		3.716		3.716	3.716			3.716
	414.15	GWG-TRONG	033	RELIGION & CULTURAL SERVICES		0.5		0.5	0.5			0.5
	414.16	GWG-T/LING	033	RELIGION & CULTURAL SERVICES		0.35		0.35	0.35			0.35
	414.17	GWG-T/IMANG	033	RELIGION & CULTURAL SERVICES		0.2		0.2	0.2			0.2
	414.18	GWG-NARANG	033	RELIGION & CULTURAL SERVICES		1.028		1.028	1.028			1.028
	415.01	P/Gatshel	033	RELIGION & CULTURAL SERVICES	2.83	45.771		48.601	48.601			48.601
	415.02	GWG-CHONG	033	RELIGION & CULTURAL SERVICES		5.084		5.084	5.084			5.084
	415.03	GWG-CHHIM	033	RELIGION & CULTURAL SERVICES		0.1		0.1	0.1			0.1
	415.04	GWG-DUNG	033	RELIGION & CULTURAL SERVICES		1.15		1.15	1.15			1.15
	415.06	GWG-SHUMER	033	RELIGION & CULTURAL SERVICES		3.268		3.268	3.268			3.268
	415.07	GWG-YUR	033	RELIGION & CULTURAL SERVICES		0.4		0.4	0.4			0.4

IMF Code	AU	AU ABBR.	PR	NAME	EXPENDITURE				FINANCING			TOTAL
					CURRENT	CAPITAL	LENDING/ REPAYMENT	TOTAL	RGOB	GRANT	LOAN	
	415.08	GWG-ZOB	033	RELIGION & CULTURAL SERVICES		0.985		0.985	0.985			0.985
	415.09	GWG-DLING	033	RELIGION & CULTURAL SERVICES		0.395		0.395	0.395			0.395
	415.10	GWG-NORB	033	RELIGION & CULTURAL SERVICES		2.027		2.027	2.027			2.027
	415.12	GWG-C/LING	033	RELIGION & CULTURAL SERVICES		1.85		1.85	1.85			1.85
	416.01	S/Jongkhar	033	RELIGION & CULTURAL SERVICES	2.453	11.699		14.152	14.152			14.152
	416.04	GWG-GOMDAR	033	RELIGION & CULTURAL SERVICES		1.157		1.157	1.157			1.157
	416.07	GWG-LAURI	033	RELIGION & CULTURAL SERVICES		0.35		0.35	0.35			0.35
	416.08	GWG-MART	033	RELIGION & CULTURAL SERVICES		2.024		2.024	2.024			2.024
	416.10	GWG-ORONG	033	RELIGION & CULTURAL SERVICES		2.962		2.962	2.962			2.962
	416.11	GWG-SG	033	RELIGION & CULTURAL SERVICES		0.001		0.001	0.001			0.001
	417.01	T/gang	033	RELIGION & CULTURAL SERVICES	4.554	39.171		43.725	43.725			43.725
	417.02	GWG-BAR	033	RELIGION & CULTURAL SERVICES		1.2		1.2	1.2			1.2
	417.03	GWG-BIDUNG	033	RELIGION & CULTURAL SERVICES		1.835		1.835	1.835			1.835
	417.04	GWG-K/LUNG	033	RELIGION & CULTURAL SERVICES		4.157		4.157	4.157			4.157
	417.05	GWG-K/PARA	033	RELIGION & CULTURAL SERVICES		1.123		1.123	1.123			1.123
	417.06	GWG-K/LING	033	RELIGION & CULTURAL SERVICES		8.418		8.418	5.5	2.918	2.918	8.418
	417.07	GWG-LUIMANG	033	RELIGION & CULTURAL SERVICES		7.47		7.47	7.47			7.47
	417.08	GWG-MERAK	033	RELIGION & CULTURAL SERVICES		6.998		6.998	6.998			6.998
	417.09	GWG-Y/NEER	033	RELIGION & CULTURAL SERVICES		0.5		0.5	0.5			0.5
	417.10	GWG-P/MEY	033	RELIGION & CULTURAL SERVICES		3.2		3.2	3.2			3.2
	417.11	GWG-RADHI	033	RELIGION & CULTURAL SERVICES		2.805		2.805	2.805			2.805
	417.12	GWG-SAKTEN	033	RELIGION & CULTURAL SERVICES		1.14		1.14	1.14			1.14
	417.13	GWG-S/KHAR	033	RELIGION & CULTURAL SERVICES		0.64		0.64	0.64			0.64
	417.14	GWG-S/IPHU	033	RELIGION & CULTURAL SERVICES		2.56		2.56	2.56			2.56

IMF Code	AU	AU ABBR.	PR	NAME	EXPENDITURE				FINANCING				
					CURRENT	CAPITAL	LENDING/ REPAYMENT	TOTAL	RGOB	GRANT	LOAN	TOTAL	
	417.15	GWG:TSHING	033	RELIGION & CULTURAL SERVICES		2.6		2.6	2.6				2.6
	417.16	GWG:UZU	033	RELIGION & CULTURAL SERVICES		1.839		1.839	1.839				1.839
	418.01	Triphu	033	RELIGION & CULTURAL SERVICES	0.248	9.861		10.109	10.109				10.109
	418.02	GWG:SOE	033	RELIGION & CULTURAL SERVICES		1.201		1.201	1.201				1.201
	418.03	GWG:CHANG	033	RELIGION & CULTURAL SERVICES		2.252		2.252	2.252				2.252
	418.04	GWG:DAGALA	033	RELIGION & CULTURAL SERVICES		0.375		0.375	0.375				0.375
	418.05	GWG:GAYNEY	033	RELIGION & CULTURAL SERVICES	0.765	1.591		2.356	2.356				2.356
	418.06	GWG:KAWANG	033	RELIGION & CULTURAL SERVICES		0.856		0.856	0.856				0.856
	418.07	GWG:L/SHI	033	RELIGION & CULTURAL SERVICES		0.095		0.095	0.095				0.095
	418.08	GWG:MEWANG	033	RELIGION & CULTURAL SERVICES		1.347		1.347	1.347				1.347
	419.01	Casa	033	RELIGION & CULTURAL SERVICES	3.963	25.36		29.323	29.323				29.323
	419.02	GWG:KHAME	033	RELIGION & CULTURAL SERVICES		0.395		0.395	0.395				0.395
	419.03	GWG:KHATOE	033	RELIGION & CULTURAL SERVICES		0.423		0.423	0.423				0.423
	419.04	GWG:LAYA	033	RELIGION & CULTURAL SERVICES		1.625		1.625	1.625				1.625
	419.05	GWG:LUNANA	033	RELIGION & CULTURAL SERVICES		1.371		1.371	1.371				1.371
	420.01	TYangtse	033	RELIGION & CULTURAL SERVICES	2.7	4.485		7.185	7.185				7.185
	420.02	GWG:BLING	033	RELIGION & CULTURAL SERVICES		3.15		3.15	2.65	0.5			3.15
	420.03	GWG:JKHAR	033	RELIGION & CULTURAL SERVICES		0.132		0.132	0.132				0.132
	420.04	GWG:K/DANG	033	RELIGION & CULTURAL SERVICES		1.28		1.28	1.28				1.28
	420.05	GWG:RAMJAR	033	RELIGION & CULTURAL SERVICES		0.442		0.442	0.442				0.442
	420.06	GWG:TOETS	033	RELIGION & CULTURAL SERVICES		1.188		1.188	1.188				1.188
	420.07	GWG:TSHANG	033	RELIGION & CULTURAL SERVICES		0.17		0.17	0.17				0.17
	420.08	GWG:YLLANG	033	RELIGION & CULTURAL SERVICES		0.82		0.82	0.82				0.82
	420.09	GWG:YANGT	033	RELIGION & CULTURAL SERVICES		0.77		0.77	0.77				0.77

IMF Code	AU	AU ABBR.	PR	NAME	EXPENDITURE				FINANCING			TOTAL	
					CURRENT	CAPITAL	LENDING/ REPAYMENT	TOTAL	RGOB	GRANT	LOAN		TOTAL
				SUB-CLASSIFICATION TOTAL 08	853.961	1,670.21	0	2,524.17	1,911.15	613.024	0	613.024	2,524.17
09.2				<i>Electricity and Other Energy Sources</i>									
	139.01	NCHM	089	HYDROMET SERVICES	78.711	86.364		165.075	71.085	93.99		93.99	165.075
	205.01	MEA	088	HYDROPOWER AND POWER SYSTEM SERVICES	21.102	112.697		133.8	55.318	78.481		78.481	133.8
	205.01	MEA	090	RENEWAL ENERGY SERVICES	13.867	30.114		43.981	20.331	23.65		23.65	43.981
				SUB-CLASSIFICATION TOTAL 09.2	113.68	229.175	0	342.856	146.734	196.122	0	196.122	342.856
10.1				<i>Agriculture Affairs & Services</i>									
	204.01	MAF	043	AGRICULTURE POLICY DIRECTION SERVICES	133.221	201.253		334.474	161.705	151.52	21.249	172.769	334.474
	204.01	MAF	048	AGRICULTURE AND FOOD REGULATORY SERVICES	109.24	33.57		142.81	115.775	27.036		27.036	142.81
				SUB-CLASSIFICATION TOTAL 10.1	242.461	234.824	0	477.284	277.48	178.555	21.249	199.805	477.284
10.2				<i>Forestry Affairs & Services</i>									
	204.01	MAF	046	FORESTRY SERVICES	891.226	309.039		1,200.27	891.734	308.531		308.531	1,200.27
	402.02	GWG:BJE	046	FORESTRY SERVICES		0.1		0.1	0.1				0.1
	402.03	GWG:KSH	046	FORESTRY SERVICES	0.01	0.096		0.106	0.106				0.106
	402.04	GWG:SBY	046	FORESTRY SERVICES		0.182		0.182	0.182				0.182
	402.05	GWG:SAM	046	FORESTRY SERVICES	0.01	0.015		0.025	0.025				0.025
	402.07	GWG:GYG	046	FORESTRY SERVICES	0.01	0.097		0.107	0.107				0.107
	403.02	GWG:DOB	046	FORESTRY SERVICES		0.299		0.299	0.299				0.299
	403.03	GWG:DOG	046	FORESTRY SERVICES	0.01			0.01	0.01				0.01
	403.04	GWG:DOT	046	FORESTRY SERVICES	0.01	0.1		0.11	0.11				0.11
	403.05	GWG:HOR	046	FORESTRY SERVICES		0.099		0.099	0.099				0.099
	403.06	GWG:LAN	046	FORESTRY SERVICES		0.2		0.2	0.2				0.2

IMF Code	AU	AU ABBR.	PR	NAME	EXPENDITURE				FINANCING			TOTAL
					CURRENT	CAPITAL	LENDING/ REPAYMENT	TOTAL	RGOB	GRANT	LOAN	
	403.09	GWG:SHA	046	FORESTRY SERVICES		0.152		0.152	0.152			0.152
	403.10	GWG:TSE	046	FORESTRY SERVICES		0.205		0.205	0.205			0.205
	403.11	GWG:WAN	046	FORESTRY SERVICES		0.15		0.15	0.15			0.15
	404.02	GWG:BARA	046	FORESTRY SERVICES		0.3		0.3	0.3			0.3
	404.03	GWG:BIRU	046	FORESTRY SERVICES		0.07		0.07	0.07			0.07
	404.04	GWG:CHAR	046	FORESTRY SERVICES		0.1		0.1	0.1			0.1
	404.05	GWG:CHEN	046	FORESTRY SERVICES		0.35		0.35	0.35			0.35
	404.06	GWG:DEN	046	FORESTRY SERVICES		0.1		0.1	0.1			0.1
	404.07	GWG:DOR	046	FORESTRY SERVICES		0.278		0.278	0.278			0.278
	404.08	GWG:DUM	046	FORESTRY SERVICES		0.06		0.06	0.06			0.06
	404.09	GWG:GHU	046	FORESTRY SERVICES		0.094		0.094	0.094			0.094
	404.11	GWG:TEN	046	FORESTRY SERVICES		0.049		0.049	0.049			0.049
	404.12	GWG:NAINI	046	FORESTRY SERVICES		0.25		0.25	0.25			0.25
	404.13	GWG:PUG	046	FORESTRY SERVICES		0.4		0.4	0.4			0.4
	404.14	GWG:SAM	046	FORESTRY SERVICES		0.295		0.295	0.295			0.295
	404.16	GWG:TAD	046	FORESTRY SERVICES		0.149		0.149	0.149			0.149
	405.02	GWG:BEG	046	FORESTRY SERVICES		0.15		0.15	0.15			0.15
	405.03	GWG:DUG	046	FORESTRY SERVICES	0.015	0.05		0.065	0.065			0.065
	405.04	GWG:BAG	046	FORESTRY SERVICES	0.015	0.15		0.165	0.165			0.165
	405.06	GWG:RAG	046	FORESTRY SERVICES		0.063		0.063	0.063			0.063
	405.07	GWG:KIG	046	FORESTRY SERVICES	0.01			0.01	0.01			0.01
	405.10	GWG:PGC	046	FORESTRY SERVICES		0.1		0.1	0.1			0.1
	405.12	GWG:TSG	046	FORESTRY SERVICES	0.015	0.097		0.112	0.112			0.112
	405.13	GWG:TGR	046	FORESTRY SERVICES		0.1		0.1	0.1			0.1

IMF Code	AU	AU ABBR.	PR	NAME	EXPENDITURE				FINANCING				
					CURRENT	CAPITAL	LENDING/ REPAYMENT	TOTAL	RGOB	GRANT	LOAN	TOTAL	
	406.09	GWG:T/DING	046	FORESTRY SERVICES		0.05		0.05	0.05				0.05
	407.01	Plkha	046	FORESTRY SERVICES		0.198		0.198	0.198	0.198			0.198
	407.02	GWG:CHHU	046	FORESTRY SERVICES		0.15		0.15	0.15				0.15
	407.04	GWG:GUMA	046	FORESTRY SERVICES		0.3		0.3	0.3				0.3
	407.05	GWG:KAB	046	FORESTRY SERVICES		0.2		0.2	0.2				0.2
	407.06	GWG:LING	046	FORESTRY SERVICES		0.1		0.1	0.1				0.1
	407.08	GWG:TALO	046	FORESTRY SERVICES		0.05		0.05	0.05				0.05
	407.09	GWG:TEO	046	FORESTRY SERVICES		0.25		0.25	0.25				0.25
	408.06	GWG:GASEG	046	FORESTRY SERVICES		0.06		0.06	0.06				0.06
	408.08	GWG:KAZHI	046	FORESTRY SERVICES		0.15		0.15	0.15				0.15
	408.10	GWG:NYISHO	046	FORESTRY SERVICES		0.06		0.06	0.06				0.06
	408.11	GWG:PHANG	046	FORESTRY SERVICES		0.05		0.05	0.05				0.05
	408.14	GWG:SEPHU	046	FORESTRY SERVICES		0.02		0.02	0.02				0.02
	408.15	GWG:ATHANG	046	FORESTRY SERVICES		0.05		0.05	0.05				0.05
	409.02	GWG:CHHOEK	046	FORESTRY SERVICES		0.56		0.56	0.56				0.56
	409.03	GWG:CHHUME	046	FORESTRY SERVICES		0.959		0.959	0.959				0.959
	409.05	GWG:URA	046	FORESTRY SERVICES		0.372		0.372	0.372				0.372
	410.02	GWG:SAMT	046	FORESTRY SERVICES		0.193		0.193	0.193				0.193
	410.03	GWG:CHUZ	046	FORESTRY SERVICES	0.015	0.1		0.115	0.115				0.115
	410.04	GWG:DG	046	FORESTRY SERVICES		0.393		0.393	0.393				0.393
	410.05	GWG:CHU	046	FORESTRY SERVICES		0.15		0.15	0.15	0.15			0.15
	410.06	GWG:TTHANG	046	FORESTRY SERVICES		0.02		0.02	0.02				0.02
	410.07	GWG:GELE	046	FORESTRY SERVICES		0.038		0.038	0.038				0.038
	410.08	GWG:GL	046	FORESTRY SERVICES		0.569		0.569	0.519	0.05		0.05	0.569

IMF Code	AU	AU ABBR.	PR	NAME	EXPENDITURE				FINANCING				TOTAL
					CURRENT	CAPITAL	LENDING/ REPAYMENT	TOTAL	RGOB	GRANT	LOAN	TOTAL	
	410.09	GWG-JIG	046	FORESTRY SERVICES		0.97		0.97	0.82	0.15		0.15	0.97
	410.10	GWG-UML	046	FORESTRY SERVICES	0.003			0.003	0.003				0.003
	410.11	GWG-SINGHI	046	FORESTRY SERVICES		0.02		0.02	0.02				0.02
	410.12	GWG-SAR	046	FORESTRY SERVICES		0.16		0.16	0.16				0.16
	410.13	GWG-SERZ	046	FORESTRY SERVICES		0.03		0.03	0.03				0.03
	411.03	GWG-BJOKA	046	FORESTRY SERVICES		0.1		0.1		0.1		0.1	0.1
	411.09	GWG-GSHIN	046	FORESTRY SERVICES		0.4		0.4	0.4				0.4
	412.04	GWG-LGL	046	FORESTRY SERVICES		0.535		0.535	0.535				0.535
	412.06	GWG-TGI	046	FORESTRY SERVICES		0.05		0.05	0.05				0.05
	413.02	GWG-GANG	046	FORESTRY SERVICES		0.251		0.251	0.251				0.251
	413.03	GWG-JAREY	046	FORESTRY SERVICES		0.11		0.11	0.11				0.11
	413.04	GWG-KHO	046	FORESTRY SERVICES		0.08		0.08	0.08				0.08
	413.07	GWG-MINBI	046	FORESTRY SERVICES		0.185		0.185	0.185				0.185
	414.02	GWG-BALAM	046	FORESTRY SERVICES		0.23		0.23	0.23				0.23
	414.03	GWG-CHALI	046	FORESTRY SERVICES		0.68		0.68	0.68				0.68
	414.04	GWG-CHAS	046	FORESTRY SERVICES		0.15		0.15	0.15				0.15
	414.05	GWG-DITSE	046	FORESTRY SERVICES		0.4		0.4	0.4				0.4
	414.06	GWG-DPONG	046	FORESTRY SERVICES		0.15		0.15	0.15				0.15
	414.07	GWG-GONG	046	FORESTRY SERVICES		0.3		0.3	0.3				0.3
	414.08	GWG-JUR	046	FORESTRY SERVICES		0.22		0.22	0.22				0.22
	414.09	GWG-KKHAR	046	FORESTRY SERVICES		0.3		0.3	0.3				0.3
	414.10	GWG-MONGGA	046	FORESTRY SERVICES		0.567		0.567	0.567				0.567
	414.11	GWG-NGAT	046	FORESTRY SERVICES		0.168		0.168	0.168				0.168
	414.13	GWG-SHER	046	FORESTRY SERVICES		0.65		0.65	0.65				0.65

IMF Code	AU	AU ABBR.	PR	NAME	EXPENDITURE				FINANCING			TOTAL
					CURRENT	CAPITAL	LENDING/ REPAYMENT	TOTAL	RGOB	GRANT	LOAN	
	414.14	GWG-SILAM	046	FORESTRY SERVICES		0.197		0.197	0.197			0.197
	414.15	GWG-TRONG	046	FORESTRY SERVICES		0.48		0.48	0.48			0.48
	414.18	GWG-NARANG	046	FORESTRY SERVICES		0.75		0.75	0.75			0.75
	415.02	GWG-CHONG	046	FORESTRY SERVICES		0.45		0.45	0.45			0.45
	415.04	GWG-DUNG	046	FORESTRY SERVICES		0.2		0.2	0.2			0.2
	415.05	GWG-KHAR	046	FORESTRY SERVICES		0.1		0.1	0.1			0.1
	415.06	GWG-SHUMER	046	FORESTRY SERVICES		0.5		0.5	0.5			0.5
	415.07	GWG-YUR	046	FORESTRY SERVICES		0.3		0.3	0.3			0.3
	415.08	GWG-ZOB	046	FORESTRY SERVICES		0.13		0.13	0.13			0.13
	415.09	GWG-DLING	046	FORESTRY SERVICES		0.336		0.336	0.1	0.236		0.336
	415.10	GWG-NORB	046	FORESTRY SERVICES		0.2		0.2	0.2			0.2
	415.11	GWG-NANONG	046	FORESTRY SERVICES		0.05		0.05	0.05			0.05
	415.12	GWG-CLING	046	FORESTRY SERVICES		0.2		0.2	0.2			0.2
	416.08	GWG-MART	046	FORESTRY SERVICES		0.335		0.335	0.335			0.335
	416.09	GWG-DEO	046	FORESTRY SERVICES		0.2		0.2	0.2			0.2
	416.10	GWG-ORONG	046	FORESTRY SERVICES		0.25		0.25	0.25			0.25
	416.11	GWG-SG	046	FORESTRY SERVICES		0.149		0.149	0.149			0.149
	417.02	GWG-BAR	046	FORESTRY SERVICES		0.35		0.35	0.35			0.35
	417.04	GWG-KILUNG	046	FORESTRY SERVICES		0.85		0.85	0.85			0.85
	417.06	GWG-KILING	046	FORESTRY SERVICES		0.05		0.05	0.05			0.05
	417.07	GWG-LUMANG	046	FORESTRY SERVICES		0.27		0.27	0.27			0.27
	417.08	GWG-MERAK	046	FORESTRY SERVICES		1.468		1.468	1.468			1.468
	417.09	GWG-YINEER	046	FORESTRY SERVICES		0.15		0.15	0.15			0.15
	417.10	GWG-PIMEY	046	FORESTRY SERVICES		0.37		0.37	0.37			0.37

IMF Code	AU	AU ABBR.	PR	NAME	EXPENDITURE				FINANCING				TOTAL
					CURRENT	CAPITAL	LENDING/ REPAYMENT	TOTAL	RGOB	GRANT	LOAN	TOTAL	
	417.11	GWG:RADHI	046	FORESTRY SERVICES		0.81		0.81	0.81				0.81
	417.13	GWG:S/KHAR	046	FORESTRY SERVICES		0.564		0.564	0.564				0.564
	417.14	GWG:S/PHU	046	FORESTRY SERVICES		0.1		0.1	0.1				0.1
	417.15	GWG:TSHING	046	FORESTRY SERVICES		0.299		0.299	0.299				0.299
	417.16	GWG:UZU	046	FORESTRY SERVICES		0.785		0.785	0.785				0.785
	418.03	GWG:CHANG	046	FORESTRY SERVICES		1.025		1.025	1.025				1.025
	418.04	GWG:DAGALA	046	FORESTRY SERVICES		0.1		0.1	0.1				0.1
	418.05	GWG:GAYNEY	046	FORESTRY SERVICES		0.054		0.054	0.054				0.054
	418.06	GWG:KAWANG	046	FORESTRY SERVICES		0.1		0.1	0.1				0.1
	418.09	GWG:NARO	046	FORESTRY SERVICES		0.2		0.2	0.2				0.2
	419.02	GWG:KHAME	046	FORESTRY SERVICES		0.05		0.05	0.05				0.05
	420.02	GWG:BLING	046	FORESTRY SERVICES		0.1		0.1	0.1				0.1
	420.03	GWG:JKHAR	046	FORESTRY SERVICES		0.02		0.02	0.02				0.02
	420.04	GWG:KIDANG	046	FORESTRY SERVICES		0.7		0.7	0.7				0.7
	420.05	GWG:RAMAJAR	046	FORESTRY SERVICES		0.6		0.6	0.6				0.6
	420.07	GWG:TSHANG	046	FORESTRY SERVICES		0.395		0.395	0.395				0.395
				SUB-CLASSIFICATION TOTAL 10.2	891.349	339.922	0	1231.271	921.855	309.416	0	309.416	1231.271
10.3				<i>Fishing & Hunting Affairs & Services</i>									
	414.11	GWG:NGAT	045	LIVESTOCK SERVICES		0.1		0.1	0.1				0.1
	414.01	M/gar	045	LIVESTOCK SERVICES	12.912	20.723		33.635	24.114	3.777	5.744	9.521	33.635
	414.10	GWG:MONGGA	045	LIVESTOCK SERVICES		0.2		0.2	0.2				0.2
	401.07	GWG:LKG	045	LIVESTOCK SERVICES		0.992		0.992	0.992				0.992
	401.06	GWG:GTG	045	LIVESTOCK SERVICES		0.507		0.507	0.507				0.507
	403.07	GWG:LUN	045	LIVESTOCK SERVICES	0.02	0.103		0.123	0.123				0.123

IMF Code	AU	AU ABBR.	PR	NAME	EXPENDITURE				FINANCING			TOTAL
					CURRENT	CAPITAL	LENDING/ REPAYMENT	TOTAL	GRANT	LOAN	TOTAL	
	420.06	GWG:TOETS	045	LIVESTOCK SERVICES		0.03		0.03	0.03			0.03
	401.04	GWG:CHG	045	LIVESTOCK SERVICES		1.15		1.15	1.15			1.15
	420.07	GWG:TSHANG	045	LIVESTOCK SERVICES		0.144		0.144	0.144			0.144
	410.12	GWG:SAR	045	LIVESTOCK SERVICES		0.469		0.469	0.469			0.469
	403.10	GWG:TSE	045	LIVESTOCK SERVICES		0.79		0.79	0.79			0.79
	417.15	GWG:TSHING	045	LIVESTOCK SERVICES		0.299		0.299	0.299			0.299
	414.08	GWG:JUR	045	LIVESTOCK SERVICES		0.3		0.3	0.3			0.3
	412.01	T/gsa	045	LIVESTOCK SERVICES	7.574	4.179		11.752	11.752			11.752
	418.07	GWG:L/SHI	045	LIVESTOCK SERVICES	0.014	0.136		0.15	0.15			0.15
	407.04	GWG:GUMA	045	LIVESTOCK SERVICES		0.1		0.1	0.1			0.1
	410.01	S/pang	045	LIVESTOCK SERVICES	15.074	5.891		20.965	20.965			20.965
	413.02	GWG:GANG	045	LIVESTOCK SERVICES		0.959		0.959	0.959			0.959
	406.02	GWG:DOR	045	LIVESTOCK SERVICES		0.33		0.33	0.33			0.33
	410.10	GWG:JML	045	LIVESTOCK SERVICES	0.02			0.02	0.02			0.02
	417.04	GWG:K/LUNG	045	LIVESTOCK SERVICES		0.199		0.199	0.199			0.199
	406.08	GWG:LAJA	045	LIVESTOCK SERVICES		0.04		0.04	0.04			0.04
	405.04	GWG:BAG	045	LIVESTOCK SERVICES		0.325		0.325	0.325			0.325
	405.02	GWG:BEG	045	LIVESTOCK SERVICES		0.08		0.08	0.08			0.08
	405.09	GWG:PAT	045	LIVESTOCK SERVICES	0.01	0.009		0.019	0.019			0.019
	411.04	GWG:NANG	045	LIVESTOCK SERVICES		0.26		0.26	0.16	0.1		0.26
	402.02	GWG:BJE	045	LIVESTOCK SERVICES	0.01	0.442		0.452	0.452			0.452
	408.01	W/du	045	LIVESTOCK SERVICES	13.427	13.374		26.8	26.8			26.8
	408.03	GWG:DAN	045	LIVESTOCK SERVICES		0.13		0.13	0.13			0.13
	417.10	GWG:P/MEY	045	LIVESTOCK SERVICES		0.47		0.47	0.47			0.47

IMF Code	AU	AU ABBR.	PR	NAME	EXPENDITURE				FINANCING			TOTAL
					CURRENT	CAPITAL	LENDING/ REPAYMENT	TOTAL	RGOB	GRANT	LOAN	
	409.02	GWG:CHHOEK	045	LIVESTOCK SERVICES		0.499		0.499	0.499			0.499
	413.07	GWG:MINBI	045	LIVESTOCK SERVICES		0.796		0.796	0.796			0.796
	204.01	IMAF	045	LIVESTOCK SERVICES	451.1	306.984		758.084	540.038	211.486	6.561	758.084
	408.10	GWG:NYISHO	045	LIVESTOCK SERVICES		0.219		0.219	0.219			0.219
	407.01	Pikha	045	LIVESTOCK SERVICES	11.521	6.535		18.056	18.056			18.056
	406.06	GWG:KANA	045	LIVESTOCK SERVICES		0.03		0.03	0.03			0.03
	417.09	GWG:YNEER	045	LIVESTOCK SERVICES		0.05		0.05	0.05			0.05
	419.01	Gasa	045	LIVESTOCK SERVICES	5.413	12.959		18.372	18.372			18.372
	417.08	GWG:MERAK	045	LIVESTOCK SERVICES		0.979		0.979	0.979			0.979
	412.06	GWG:TGI	045	LIVESTOCK SERVICES		0.07		0.07	0.07			0.07
	405.01	Trang	045	LIVESTOCK SERVICES	16.897	4.198		21.095	15.93	5.165		21.095
	406.09	GWG:TIDING	045	LIVESTOCK SERVICES		0.055		0.055	0.055			0.055
	403.02	GWG:DOB	045	LIVESTOCK SERVICES	0.01	0.81		0.82	0.82			0.82
	401.11	GWG:MKG	045	LIVESTOCK SERVICES		0.03		0.03	0.03			0.03
	414.09	GWG:K/KHAR	045	LIVESTOCK SERVICES		0.4		0.4	0.4			0.4
	407.09	GWG:TEO	045	LIVESTOCK SERVICES		0.1		0.1	0.1			0.1
	404.11	GWG:TEEN	045	LIVESTOCK SERVICES		0.198		0.198	0.198			0.198
	415.01	P/Gaishel	045	LIVESTOCK SERVICES	9.424	13.227		22.65	18.05	0.463	4.138	22.65
	416.05	GWG:W/PHU	045	LIVESTOCK SERVICES		1.43		1.43	1.43			1.43
	404.04	GWG:CHAR	045	LIVESTOCK SERVICES		0.324		0.324	0.324			0.324
	418.02	GWG:SOE	045	LIVESTOCK SERVICES		0.049		0.049	0.049			0.049
	414.15	GWG:T/RONG	045	LIVESTOCK SERVICES		0.371		0.371	0.371			0.371
	414.17	GWG:T/MANG	045	LIVESTOCK SERVICES		0.4		0.4	0.4			0.4
	415.07	GWG:YUR	045	LIVESTOCK SERVICES		0.771		0.771	0.771			0.771

IMF Code	AU	AU ABBR.	PR	NAME	EXPENDITURE				FINANCING			TOTAL
					CURRENT	CAPITAL	LENDING/ REPAYMENT	TOTAL	RGOB	GRANT	LOAN	
	416.04	GWG:GOMDAR	045	LIVESTOCK SERVICES		0.05		0.05	0.05			0.05
	403.03	GWG:DOG	045	LIVESTOCK SERVICES	0.01	0.299		0.309	0.309			0.309
	414.06	GWG:D/PONG	045	LIVESTOCK SERVICES		0.256		0.256	0.256			0.256
	404.09	GWG:GHU	045	LIVESTOCK SERVICES		0.327		0.327	0.327			0.327
	409.04	GWG:TANG	045	LIVESTOCK SERVICES		0.37		0.37	0.37			0.37
	401.08	GWG:DUG	045	LIVESTOCK SERVICES		0.2		0.2	0.2			0.2
	420.08	GWG:YLLANG	045	LIVESTOCK SERVICES		0.15		0.15	0.15			0.15
	417.06	GWG:K/LING	045	LIVESTOCK SERVICES		0.2		0.2	0.2			0.2
	404.16	GWG:TAD	045	LIVESTOCK SERVICES		0.48		0.48	0.48			0.48
	417.16	GWG:UZU	045	LIVESTOCK SERVICES		0.73		0.73	0.73			0.73
	406.14	GWG:LKHA	045	LIVESTOCK SERVICES		1.033		1.033	1.033			1.033
	416.09	GWG:DEO	045	LIVESTOCK SERVICES		0.364		0.364	0.364			0.364
	407.02	GWG:CHHU	045	LIVESTOCK SERVICES		0.2		0.2	0.2			0.2
	403.11	GWG:WAN	045	LIVESTOCK SERVICES		0.095		0.095	0.095			0.095
	417.07	GWG:LUMANG	045	LIVESTOCK SERVICES		0.05		0.05	0.05			0.05
	401.09	GWG:GLG	045	LIVESTOCK SERVICES	0.018	0.124		0.142	0.142			0.142
	414.14	GWG:SILAM	045	LIVESTOCK SERVICES		0.388		0.388	0.388			0.388
	412.02	GWG:DTG	045	LIVESTOCK SERVICES		0.15		0.15	0.15			0.15
	414.16	GWG:T/LING	045	LIVESTOCK SERVICES		0.82		0.82	0.82			0.82
	405.10	GWG:PGC	045	LIVESTOCK SERVICES		0.12		0.12	0.12			0.12
	404.12	GWG:NAINI	045	LIVESTOCK SERVICES		0.095		0.095	0.095			0.095
	414.18	GWG:NARANG	045	LIVESTOCK SERVICES		0.15		0.15	0.15			0.15
	416.06	GWG:L/PHU	045	LIVESTOCK SERVICES		0.375		0.375	0.375			0.375
	418.09	GWG:INARO	045	LIVESTOCK SERVICES		0.3		0.3	0.3			0.3

IMF Code	AU	AU ABBR.	PR	NAME	EXPENDITURE				FINANCING			TOTAL
					CURRENT	CAPITAL	LENDING/ REPAYMENT	TOTAL	RGOB	GRANT	LOAN	
	410.07	GWG-GELE	045	LIVESTOCK SERVICES		0.105		0.105	0.105			0.105
	415.08	GWG-ZOB	045	LIVESTOCK SERVICES		0.15		0.15	0.15			0.15
	415.06	GWG-SHUMER	045	LIVESTOCK SERVICES		1.33		1.33	1.33			1.33
	417.02	GWG-BAR	045	LIVESTOCK SERVICES		0.35		0.35	0.35			0.35
	416.11	GWG-SG	045	LIVESTOCK SERVICES		0.225		0.225	0.225			0.225
	414.12	GWG-SALENG	045	LIVESTOCK SERVICES		0.46		0.46	0.46			0.46
	413.04	GWG-KHO	045	LIVESTOCK SERVICES	0.03			0.03	0.03			0.03
	408.13	GWG-RUEP	045	LIVESTOCK SERVICES		0.1		0.1	0.1			0.1
	418.06	GWG-KAWANG	045	LIVESTOCK SERVICES		1.183		1.183	1.183			1.183
	410.06	GWG-TTHANG	045	LIVESTOCK SERVICES	0.015	0.08		0.095	0.095			0.095
	418.03	GWG-CHANG	045	LIVESTOCK SERVICES		0.865		0.865	0.865			0.865
	408.12	GWG-PHOBJ	045	LIVESTOCK SERVICES	0.03			0.03	0.03			0.03
	401.05	GWG-DAG	045	LIVESTOCK SERVICES		0.149		0.149	0.149			0.149
	408.14	GWG-SEPHU	045	LIVESTOCK SERVICES		0.084		0.084	0.084			0.084
	418.04	GWG-DAGALA	045	LIVESTOCK SERVICES		1.447		1.447	1.447			1.447
	410.09	GWG-JIG	045	LIVESTOCK SERVICES		0.546		0.546	0.446	0.1	0.1	0.546
	414.07	GWG-GONG	045	LIVESTOCK SERVICES		0.849		0.849	0.849			0.849
	405.03	GWG-DUG	045	LIVESTOCK SERVICES	0.03	0.2		0.23	0.23			0.23
	409.03	GWG-CHHUME	045	LIVESTOCK SERVICES		0.777		0.777	0.777			0.777
	403.04	GWG-DOT	045	LIVESTOCK SERVICES	0.01	0.241		0.251	0.251			0.251
	408.09	GWG-NAHI	045	LIVESTOCK SERVICES		0.05		0.05	0.05			0.05
	404.03	GWG-BIRU	045	LIVESTOCK SERVICES		0.29		0.29	0.29			0.29
	405.08	GWG-MEG	045	LIVESTOCK SERVICES		0.15		0.15	0.15			0.15
	415.05	GWG-KHAR	045	LIVESTOCK SERVICES		0.458		0.458	0.158	0.3	0.3	0.458

IMF Code	AU	AU ABBR.	PR	NAME	EXPENDITURE				FINANCING				TOTAL	
					CURRENT	CAPITAL	LENDING/ REPAYMENT	TOTAL	RGOB	GRANT	LOAN	TOTAL		
	411.07	GWG:SKHAR	045	LIVESTOCK SERVICES		0.03		0.03			0.03		0.03	0.03
	403.01	Paro	045	LIVESTOCK SERVICES	11.202	10.517		21.72	21.72					21.72
	408.06	GWG:GASEG	045	LIVESTOCK SERVICES		0.64		0.64	0.64					0.64
	411.08	GWG:TRONG	045	LIVESTOCK SERVICES		0.26		0.26	0.13	0.13			0.13	0.26
	402.05	GWG:SAM	045	LIVESTOCK SERVICES	0.01	0.015		0.025	0.025					0.025
	411.06	GWG:PHANG	045	LIVESTOCK SERVICES		0.3		0.3	0.25	0.05			0.05	0.3
	404.06	GWG:DEN	045	LIVESTOCK SERVICES		0.807		0.807	0.507	0.3			0.3	0.807
	415.02	GWG:CHONG	045	LIVESTOCK SERVICES		0.25		0.25	0.25					0.25
	410.04	GWG:DG	045	LIVESTOCK SERVICES		0.394		0.394	0.394					0.394
	408.16	GWG:THEDT	045	LIVESTOCK SERVICES		0.1		0.1	0.1					0.1
	420.02	GWG:BLING	045	LIVESTOCK SERVICES		0.5		0.5	0.5					0.5
	411.03	GWG:BJOKA	045	LIVESTOCK SERVICES		0.088		0.088		0.088			0.088	0.088
	413.01	Ltse	045	LIVESTOCK SERVICES	8.59	13.256		21.847	18.625	0.469	2.753		3.221	21.847
	402.04	GWG:SBY	045	LIVESTOCK SERVICES	0.01			0.01	0.01					0.01
	411.05	GWG:NGANG	045	LIVESTOCK SERVICES		0.2		0.2		0.2			0.2	0.2
	417.12	GWG:SAKTEN	045	LIVESTOCK SERVICES		0.05		0.05	0.05					0.05
	406.11	GWG:TIKHA	045	LIVESTOCK SERVICES		0.2		0.2	0.2					0.2
	401.01	C/kha	045	LIVESTOCK SERVICES	8.934	7.995		16.929	16.929					16.929
	417.14	GWG:SPHU	045	LIVESTOCK SERVICES		0.378		0.378	0.378					0.378
	405.06	GWG:RAG	045	LIVESTOCK SERVICES		0.325		0.325	0.325					0.325
	415.03	GWG:CHHIM	045	LIVESTOCK SERVICES		0.4		0.4	0.4					0.4
	419.05	GWG:LUNANA	045	LIVESTOCK SERVICES		0.26		0.26	0.26					0.26
	416.01	S/Jongkhar	045	LIVESTOCK SERVICES	8.335	16.4		24.735	19.123	1.611	4.001		5.612	24.735
	405.12	GWG:TSG	045	LIVESTOCK SERVICES	0.04	0.204		0.244	0.244					0.244

IMF Code	AU	AU ABBR.	PR	NAME	EXPENDITURE				FINANCING				
					CURRENT	CAPITAL	LENDING/ REPAYMENT	TOTAL	RGOB	GRANT	LOAN	TOTAL	
	401.02	GWG:SPS	045	LIVESTOCK SERVICES		1.256		1.256	1.256				1.256
	412.04	GWG:LGL	045	LIVESTOCK SERVICES		0.24		0.24	0.24				0.24
	420.04	GWG:KIDANG	045	LIVESTOCK SERVICES		1.465		1.465	1.465				1.465
	408.11	GWG:PHANG	045	LIVESTOCK SERVICES		0.18		0.18	0.18				0.18
	413.08	GWG:METSHO	045	LIVESTOCK SERVICES	0.03			0.03	0.03				0.03
	417.13	GWG:S/KHAR	045	LIVESTOCK SERVICES		2.178		2.178	2.178				2.178
	407.11	GWG:BAAP	045	LIVESTOCK SERVICES		0.08		0.08	0.08				0.08
	419.02	GWG:KHAME	045	LIVESTOCK SERVICES		0.225		0.225	0.225				0.225
	419.03	GWG:KHATOE	045	LIVESTOCK SERVICES		0.167		0.167	0.167				0.167
	414.02	GWG:BALAM	045	LIVESTOCK SERVICES		0.844		0.844	0.844				0.844
	401.12	GWG:PLG	045	LIVESTOCK SERVICES		0.95		0.95	0.95				0.95
	404.05	GWG:CHEN	045	LIVESTOCK SERVICES		1.298		1.298	1.298				1.298
	402.03	GWG:KSH	045	LIVESTOCK SERVICES	0.01	0.592		0.602	0.602				0.602
	418.01	Tphu	045	LIVESTOCK SERVICES	10.335	3.625		13.96	13.927	0.033			13.96
	408.04	GWG:DAGA	045	LIVESTOCK SERVICES		0.282		0.282	0.282				0.282
	410.05	GWG:CHU	045	LIVESTOCK SERVICES		0.315		0.315	0.315				0.315
	417.11	GWG:RADHI	045	LIVESTOCK SERVICES		0.89		0.89	0.89				0.89
	409.05	GWG:UPA	045	LIVESTOCK SERVICES		0.942		0.942	0.942				0.942
	404.07	GWG:DOR	045	LIVESTOCK SERVICES		0.735		0.735	0.735				0.735
	407.12	GWG:TOEP	045	LIVESTOCK SERVICES		0.156		0.156	0.156				0.156
	404.01	S/ise	045	LIVESTOCK SERVICES	19.281	11.775		31.056	31.056				31.056
	411.09	GWG:G/SHIN	045	LIVESTOCK SERVICES		1.38		1.38	1.18	0.2			1.38
	406.01	Dagana	045	LIVESTOCK SERVICES	10.055	4.99		15.044	15.044				15.044
	414.03	GWG:CHALI	045	LIVESTOCK SERVICES		1.679		1.679	1.679				1.679

IMF Code	AU	AU ABBR.	PR	NAME	EXPENDITURE				FINANCING				TOTAL
					CURRENT	CAPITAL	LENDING/ REPAYMENT	TOTAL	RGOB	GRANT	LOAN	TOTAL	
	406.10	GWG:T/GANG	045	LIVESTOCK SERVICES		0.25		0.25	0.25				0.25
	410.13	GWG:SERZ	045	LIVESTOCK SERVICES		0.128		0.128	0.128				0.128
	409.01	B/thang	045	LIVESTOCK SERVICES	6.647	6.49		13.137	13.011	0.126			13.137
	415.10	GWG:NORB	045	LIVESTOCK SERVICES		0.4		0.4	0.4				0.4
	418.05	GWG:GAYNEY	045	LIVESTOCK SERVICES		0.705		0.705	0.705				0.705
	403.08	GWG:NAJ	045	LIVESTOCK SERVICES	0.01	0.15		0.16	0.16				0.16
	404.14	GWG:SAM	045	LIVESTOCK SERVICES		1.047		1.047	1.047				1.047
	403.09	GWG:SHA	045	LIVESTOCK SERVICES	0.01	0.217		0.227	0.227				0.227
	404.13	GWG:PUG	045	LIVESTOCK SERVICES		0.569		0.569	0.569				0.569
	413.09	GWG:TGA	045	LIVESTOCK SERVICES	0.03	0.306		0.336	0.336				0.336
	405.13	GWG:TGR	045	LIVESTOCK SERVICES		0.31		0.31	0.31				0.31
	403.05	GWG:HOR	045	LIVESTOCK SERVICES	0.01			0.01	0.01				0.01
	411.02	GWG:BARDO	045	LIVESTOCK SERVICES		0.15		0.15		0.15			0.15
	416.12	GWG:SERTHI	045	LIVESTOCK SERVICES		0.1		0.1	0.1				0.1
	401.10	GWG:LGG	045	LIVESTOCK SERVICES		0.537		0.537	0.537				0.537
	418.08	GWG:MEWANG	045	LIVESTOCK SERVICES		0.562		0.562	0.562				0.562
	410.08	GWG:GL	045	LIVESTOCK SERVICES		0.945		0.945	0.915	0.03			0.945
	411.01	Z/gang	045	LIVESTOCK SERVICES	10.03	8.023		18.054	17.07	0.984			18.054
	404.02	GWG:BARA	045	LIVESTOCK SERVICES		0.486		0.486	0.486				0.486
	408.08	GWG:KAZHI	045	LIVESTOCK SERVICES		0.024		0.024	0.024				0.024
	401.03	GWG:BOG	045	LIVESTOCK SERVICES		0.79		0.79	0.79				0.79
	412.05	GWG:NUBI	045	LIVESTOCK SERVICES		0.261		0.261	0.261				0.261
	420.01	TN'angtse	045	LIVESTOCK SERVICES	6.971	8.789		15.76	12.765	0.196			15.76
	417.03	GWG:BDJUNG	045	LIVESTOCK SERVICES		0.214		0.214	0.214				0.214

IMF Code	AU	AU ABBR.	PR	NAME	EXPENDITURE				FINANCING			TOTAL
					CURRENT	CAPITAL	LENDING/ REPAYMENT	TOTAL	RGOB	GRANT	LOAN	
	414.13	GWG-SHER	045	LIVESTOCK SERVICES		0.2		0.2	0.2			0.2
	415.11	GWG-NANONG	045	LIVESTOCK SERVICES		2.23		2.23	2.23			2.23
	410.11	GWG-SINGHI	045	LIVESTOCK SERVICES		0.12		0.12	0.02	0.1		0.12
	403.06	GWG-LAN	045	LIVESTOCK SERVICES		0.432		0.432	0.432			0.432
	407.05	GWG-KAB	045	LIVESTOCK SERVICES		0.15		0.15	0.15			0.15
	420.09	GWG-YANGT	045	LIVESTOCK SERVICES		0.4		0.4	0.4			0.4
	404.08	GWG-DUM	045	LIVESTOCK SERVICES		0.28		0.28	0.28			0.28
	402.06	GWG-USE	045	LIVESTOCK SERVICES	0.012	0.05		0.062	0.062			0.062
	413.03	GWG-JAREY	045	LIVESTOCK SERVICES	0.03	0.5		0.53	0.53			0.53
	412.03	GWG-KPU	045	LIVESTOCK SERVICES		0.107		0.107	0.107			0.107
	414.05	GWG-DITSE	045	LIVESTOCK SERVICES		0.4		0.4	0.4			0.4
	402.07	GWG-GYG	045	LIVESTOCK SERVICES	0.01	0.05		0.06	0.06			0.06
	410.03	GWG-CHUZ	045	LIVESTOCK SERVICES		0.166		0.166	0.166			0.166
	402.01	Haa	045	LIVESTOCK SERVICES	9.603	3.935		13.538	13.538			13.538
	405.07	GWG-KIG	045	LIVESTOCK SERVICES	0.017	0.3		0.317	0.317			0.317
	419.04	GWG-LAYA	045	LIVESTOCK SERVICES		0.645		0.645	0.645			0.645
	405.05	GWG-GOG	045	LIVESTOCK SERVICES	0.06	0.3		0.36	0.36			0.36
	406.12	GWG-TEZA	045	LIVESTOCK SERVICES		0.15		0.15	0.15			0.15
	417.01	T'gang	045	LIVESTOCK SERVICES	16.489	10.583		27.071	22.358	0.736	3.977	27.071
	408.05	GWG-GANG	045	LIVESTOCK SERVICES		0.175		0.175	0.175			0.175
	408.07	GWG-GASEW	045	LIVESTOCK SERVICES		0.109		0.109	0.109			0.109
	416.10	GWG-ORONG	045	LIVESTOCK SERVICES		0.294		0.294	0.294			0.294
	410.02	GWG-SAMT	045	LIVESTOCK SERVICES		0.506		0.506	0.506			0.506
				SUB-CLASSIFICATION TOTAL 10.3	670.328	564.973	0	1235.301	978.506	226.823	29.971	1235.301
												256.794
												1235.301

IMF Code	AU	AU ABBR.	PR	NAME	EXPENDITURE				FINANCING				TOTAL		
					CURRENT	CAPITAL	LENDING/ REPAYMENT	TOTAL	GRANT	LOAN	TOTAL	TOTAL			
10.4				<i>Agriculture Research & Experiment Development</i>											
	204.01	MAF	083	AGRICULTURE MARKETING SERVICES	38.266	41.709		79.975	47.322	24.972	7.681	32.653	79.975		
	204.01	MAF	044	AGRICULTURE SERVICES	446.628	537.698		984.326	540.616	313.167	130.542	443.709	984.326		
	401.01	C/kha	044	AGRICULTURE SERVICES	9.062	72.792		81.854	40.002	41.852		41.852	81.854		
	401.02	GWG-SPS	044	AGRICULTURE SERVICES		18.351		18.351	10.576	7.775		7.775	18.351		
	401.03	GWG-BOG	044	AGRICULTURE SERVICES		11.145		11.145	5.076	6.068		6.068	11.145		
	401.04	GWG-CHG	044	AGRICULTURE SERVICES		4.798		4.798	4.798				4.798		
	401.05	GWG-DAG	044	AGRICULTURE SERVICES		1.967		1.967	1.967				1.967		
	401.06	GWG-GTG	044	AGRICULTURE SERVICES		13.499		13.499	0.84	12.659		12.659	13.499		
	401.07	GWG-LKG	044	AGRICULTURE SERVICES		13.177		13.177	10.851	2.326		2.326	13.177		
	401.08	GWG-DUG	044	AGRICULTURE SERVICES		3.707		3.707	3.707				3.707		
	401.09	GWG-GLG	044	AGRICULTURE SERVICES		4.384		4.384	4.213	0.171		0.171	4.384		
	401.10	GWG-LGG	044	AGRICULTURE SERVICES		9.523		9.523	7.859	1.664		1.664	9.523		
	401.11	GWG-MKG	044	AGRICULTURE SERVICES		2.056		2.056	2.056				2.056		
	401.12	GWG-PLG	044	AGRICULTURE SERVICES		18.232		18.232	10.627	7.605		7.605	18.232		
	402.01	Haa	044	AGRICULTURE SERVICES	4.771	91.758		96.529	16.906	79.623		79.623	96.529		
	402.02	GWG-BJE	044	AGRICULTURE SERVICES	0.01	14.248		14.258	2.552	11.706		11.706	14.258		
	402.03	GWG-KSH	044	AGRICULTURE SERVICES	0.014	4.117		4.131	4.131				4.131		
	402.04	GWG-SBY	044	AGRICULTURE SERVICES	0.01	5.598		5.608	5.608				5.608		
	402.05	GWG-SAM	044	AGRICULTURE SERVICES	0.01	2.18		2.19	2.19				2.19		
	402.06	GWG-USE	044	AGRICULTURE SERVICES	0.012	0.45		0.462	0.462				0.462		
	402.07	GWG-GYG	044	AGRICULTURE SERVICES	0.01	2.468		2.478	2.478				2.478		
	403.01	Paro	044	AGRICULTURE SERVICES	9.693	25.223		34.916	18.558	16.358		16.358	34.916		

IMF Code	AU	AU ABBR.	PR	NAME	EXPENDITURE				FINANCING				
					CURRENT	CAPITAL	LENDING/ REPAYMENT	TOTAL	RGOB	GRANT	LOAN	TOTAL	
	403.02	GWG:DOB	044	AGRICULTURE SERVICES	0.01	3.332		3.342	3.342				3.342
	403.03	GWG:DOG	044	AGRICULTURE SERVICES	0.01	2.48		2.49	1.105	1.385		1.385	2.49
	403.04	GWG:DOT	044	AGRICULTURE SERVICES	0.01	2.604		2.614	2.614				2.614
	403.05	GWG:HOR	044	AGRICULTURE SERVICES	0.01	2.756		2.766	2.766				2.766
	403.06	GWG:LAN	044	AGRICULTURE SERVICES		5.279		5.279	5.279				5.279
	403.07	GWG:LUN	044	AGRICULTURE SERVICES	0.01	2.93		2.94	2.69	0.25		0.25	2.94
	403.08	GWG:NAJ	044	AGRICULTURE SERVICES	0.01	6.663		6.673	4.397	2.276		2.276	6.673
	403.09	GWG:SHA	044	AGRICULTURE SERVICES	0.01	2.637		2.647	2.355	0.292		0.292	2.647
	403.10	GWG:TSE	044	AGRICULTURE SERVICES		9.499		9.499	9.499				9.499
	403.11	GWG:WAN	044	AGRICULTURE SERVICES		6.171		6.171	6.171				6.171
	404.01	S/ise	044	AGRICULTURE SERVICES	10.352	23.747		34.098	19.196	2.965	11.938	14.902	34.098
	404.02	GWG:BARA	044	AGRICULTURE SERVICES		10.543		10.543	10.543				10.543
	404.03	GWG:BIRU	044	AGRICULTURE SERVICES		6.801		6.801	6.801				6.801
	404.04	GWG:CHAR	044	AGRICULTURE SERVICES		8.381		8.381	5.2	3.181		3.181	8.381
	404.05	GWG:CHEN	044	AGRICULTURE SERVICES		6.793		6.793	6.793				6.793
	404.06	GWG:DEN	044	AGRICULTURE SERVICES		10.329		10.329	7.223	3.107		3.107	10.329
	404.07	GWG:DOR	044	AGRICULTURE SERVICES		14.377		14.377	14.144	0.233		0.233	14.377
	404.08	GWG:DUM	044	AGRICULTURE SERVICES		3.306		3.306	2.356	0.95		0.95	3.306
	404.09	GWG:GHU	044	AGRICULTURE SERVICES		6.442		6.442	5.832	0.61		0.61	6.442
	404.10	GWG:LHA	044	AGRICULTURE SERVICES		4.182		4.182	4.182				4.182
	404.11	GWG:TEN	044	AGRICULTURE SERVICES		14.341		14.341	7.062	7.28		7.28	14.341
	404.12	GWG:NAINI	044	AGRICULTURE SERVICES		7.592		7.592	7.248	0.344		0.344	7.592
	404.13	GWG:PUG	044	AGRICULTURE SERVICES		11.347		11.347	5.876	5.471		5.471	11.347
	404.14	GWG:SAM	044	AGRICULTURE SERVICES		6.249		6.249	6.215	0.033		0.033	6.249

IMF Code	AU	AU ABBR.	PR	NAME	EXPENDITURE				FINANCING				
					CURRENT	CAPITAL	LENDING/ REPAYMENT	TOTAL	RGOB	GRANT	LOAN	TOTAL	
	404.15	GWG:SIP	044	AGRICULTURE SERVICES		10.086		10.086	10.086				10.086
	404.16	GWG:TAD	044	AGRICULTURE SERVICES		26.515		26.515	13.583	12.932			26.515
	405.01	Triang	044	AGRICULTURE SERVICES	8.762	26.83		35.592	20.307	15.285			35.592
	405.02	GWG:BEG	044	AGRICULTURE SERVICES	0.05	5.219		5.269	5.269				5.269
	405.03	GWG:DUG	044	AGRICULTURE SERVICES	0.045	2.359		2.404	2.404				2.404
	405.04	GWG:BAG	044	AGRICULTURE SERVICES	0.04	2.255		2.295	2.295				2.295
	405.05	GWG:GOG	044	AGRICULTURE SERVICES	0.02	1.919		1.939	1.939				1.939
	405.06	GWG:RAG	044	AGRICULTURE SERVICES	0.07	3.124		3.194	3.194				3.194
	405.07	GWG:KIG	044	AGRICULTURE SERVICES	0.015	5.805		5.82	5.82				5.82
	405.08	GWG:MEG	044	AGRICULTURE SERVICES	0.05	3.76		3.81	2.279	1.531			3.81
	405.09	GWG:PAT	044	AGRICULTURE SERVICES	0.023	3.38		3.403	2.479	0.924			3.403
	405.10	GWG:PGC	044	AGRICULTURE SERVICES		8.95		8.95	7.631	1.319			8.95
	405.11	GWG:SHG	044	AGRICULTURE SERVICES	0.05	4.758		4.808	2.05	2.758			4.808
	405.12	GWG:TSG	044	AGRICULTURE SERVICES	0.02	2.565		2.585	2.585				2.585
	405.13	GWG:TGR	044	AGRICULTURE SERVICES	0.03	3.409		3.439	3.439				3.439
	406.01	Dagana	044	AGRICULTURE SERVICES	10.454	66.054		76.508	26.827	49.681			76.508
	406.02	GWG:DOR	044	AGRICULTURE SERVICES		5.932		5.932	2.264	3.668			5.932
	406.03	GWG:DRU	044	AGRICULTURE SERVICES		5.1		5.1	1.1	4			5.1
	406.04	GWG:GESAR	044	AGRICULTURE SERVICES		4.044		4.044	4.044				4.044
	406.05	GWG:GOSH	044	AGRICULTURE SERVICES		3.765		3.765	3.765				3.765
	406.06	GWG:KANA	044	AGRICULTURE SERVICES		6.651		6.651	3.33	3.321			6.651
	406.07	GWG:KHEBI	044	AGRICULTURE SERVICES		7.331		7.331	3.734	3.597			7.331
	406.08	GWG:LAJA	044	AGRICULTURE SERVICES		2.175		2.175	2.175				2.175
	406.09	GWG:TIDING	044	AGRICULTURE SERVICES		2.54		2.54	2.54				2.54

IMF Code	AU	AU ABBR.	PR	NAME	EXPENDITURE				FINANCING				TOTAL
					CURRENT	CAPITAL	LENDING/ REPAYMENT	TOTAL	RGOB	GRANT	LOAN	TOTAL	
	406.10	GWG:T/GANG	044	AGRICULTURE SERVICES		6.396		6.396	3.398	2.998		2.998	6.396
	406.11	GWG:T/KHA	044	AGRICULTURE SERVICES		8.606		8.606	1.62	6.986		6.986	8.606
	406.12	GWG:TEZA	044	AGRICULTURE SERVICES		4.686		4.686	4.686				4.686
	406.13	GWG:DEO	044	AGRICULTURE SERVICES		2.629		2.629	1.885	0.744		0.744	2.629
	406.14	GWG:LKHA	044	AGRICULTURE SERVICES		3.305		3.305	3.305				3.305
	406.15	GWG:NICHU	044	AGRICULTURE SERVICES		3.5		3.5	3.5				3.5
	407.01	P/kha	044	AGRICULTURE SERVICES	9.01	18.479		27.489	27.431	0.059		0.059	27.489
	407.02	GWG:CHHU	044	AGRICULTURE SERVICES		12.385		12.385	6.258	6.127		6.127	12.385
	407.03	GWG:GOEN	044	AGRICULTURE SERVICES		2.123		2.123	2.123				2.123
	407.04	GWG:GUMA	044	AGRICULTURE SERVICES		8.519		8.519	5.019	3.5		3.5	8.519
	407.05	GWG:KAB	044	AGRICULTURE SERVICES		4.55		4.55	4.55				4.55
	407.06	GWG:LING	044	AGRICULTURE SERVICES		3.15		3.15	3.15				3.15
	407.07	GWG:SHE	044	AGRICULTURE SERVICES		4.749		4.749	4.749				4.749
	407.08	GWG:TALO	044	AGRICULTURE SERVICES		2.597		2.597	2.539	0.058		0.058	2.597
	407.09	GWG:TEO	044	AGRICULTURE SERVICES		7.169		7.169	6.834	0.335		0.335	7.169
	407.10	GWG:ZOMI	044	AGRICULTURE SERVICES		4.956		4.956	4.756	0.2		0.2	4.956
	407.11	GWG:BAAP	044	AGRICULTURE SERVICES		3.986		3.986	3.086	0.9		0.9	3.986
	407.12	GWG:TOEP	044	AGRICULTURE SERVICES		6.1		6.1	5.999	0.101		0.101	6.1
	408.01	W/du	044	AGRICULTURE SERVICES	16.103	25.342		41.445	36.751	4.694		4.694	41.445
	408.02	GWG:BJE	044	AGRICULTURE SERVICES		20.913		20.913	1.798	19.114		19.114	20.913
	408.03	GWG:DAN	044	AGRICULTURE SERVICES		1.614		1.614	1.614				1.614
	408.04	GWG:DAGA	044	AGRICULTURE SERVICES	0.03	6.605		6.635	1.53	5.105		5.105	6.635
	408.05	GWG:GANG	044	AGRICULTURE SERVICES		5.038		5.038	5.038				5.038
	408.06	GWG:GASEG	044	AGRICULTURE SERVICES		5.823		5.823	4.647	1.176		1.176	5.823

IMF Code	AU	AU ABBR.	PR	NAME	EXPENDITURE				FINANCING				
					CURRENT	CAPITAL	LENDING/ REPAYMENT	TOTAL	RGOB	GRANT	LOAN	TOTAL	
	408.07	GWG:GASEW	044	AGRICULTURE SERVICES		3.294		3.294	3.294				3.294
	408.08	GWG:KAZHI	044	AGRICULTURE SERVICES		4.601		4.601	1.25	3.351		3.351	4.601
	408.09	GWG:NAHI	044	AGRICULTURE SERVICES	0.03	3.531		3.561	2.961	0.6		0.6	3.561
	408.10	GWG:NYISHO	044	AGRICULTURE SERVICES	0.03	8.12		8.15	3.825	4.325		4.325	8.15
	408.11	GWG:PHANG	044	AGRICULTURE SERVICES		2.038		2.038	1.093	0.945		0.945	2.038
	408.12	GWG:PHOBI	044	AGRICULTURE SERVICES		1.785		1.785	1.435	0.35		0.35	1.785
	408.13	GWG:RUEP	044	AGRICULTURE SERVICES		6.226		6.226	1.3	4.926		4.926	6.226
	408.14	GWG:SEPHU	044	AGRICULTURE SERVICES		25.374		25.374	1.662	23.712		23.712	25.374
	408.15	GWG:ATHANG	044	AGRICULTURE SERVICES		18.171		18.171	1.74	16.431		16.431	18.171
	408.16	GWG:THEDT	044	AGRICULTURE SERVICES		0.802		0.802	0.802				0.802
	409.01	B/thang	044	AGRICULTURE SERVICES	5.257	12.528		17.785	17.565	0.22		0.22	17.785
	409.02	GWG:CHHOEK	044	AGRICULTURE SERVICES		9.237		9.237	7.188	2.049		2.049	9.237
	409.03	GWG:CHHUME	044	AGRICULTURE SERVICES		4.819		4.819	3.345	1.474		1.474	4.819
	409.04	GWG:TANG	044	AGRICULTURE SERVICES		4.133		4.133	3.224	0.909		0.909	4.133
	409.05	GWG:URA	044	AGRICULTURE SERVICES		2.345		2.345	2.345				2.345
	410.01	S/pang	044	AGRICULTURE SERVICES	13.249	10.173		23.422	21.603	1.819		1.819	23.422
	410.02	GWG:SAMT	044	AGRICULTURE SERVICES		2.458		2.458	2.458				2.458
	410.03	GWG:CHUZ	044	AGRICULTURE SERVICES		6.94		6.94	6.94				6.94
	410.04	GWG:DG	044	AGRICULTURE SERVICES	0.035	1.139		1.174	1.174				1.174
	410.05	GWG:CHU	044	AGRICULTURE SERVICES		9.468		9.468	9.368	0.1		0.1	9.468
	410.06	GWG:TTHANG	044	AGRICULTURE SERVICES	0.015	1.117		1.132	1.132				1.132
	410.07	GWG:GELE	044	AGRICULTURE SERVICES		1.794		1.794	1.332	0.462		0.462	1.794
	410.08	GWG:GL	044	AGRICULTURE SERVICES		10.815		10.815	9.772	1.043		1.043	10.815
	410.09	GWG:JIG	044	AGRICULTURE SERVICES		11.537		11.537	10.607	0.93		0.93	11.537

IMF Code	AU	AU ABBR.	PR	NAME	EXPENDITURE				FINANCING				
					CURRENT	CAPITAL	LENDING/ REPAYMENT	TOTAL	RGOB	GRANT	LOAN	TOTAL	
	410.10	GWG:UML	044	AGRICULTURE SERVICES	0.015	1		1.015	1.015				1.015
	410.11	GWG:SINGHI	044	AGRICULTURE SERVICES		1.998		1.998	1.698	0.3		0.3	1.998
	410.12	GWG:SAR	044	AGRICULTURE SERVICES		0.399		0.399	0.399				0.399
	410.13	GWG:SERZ	044	AGRICULTURE SERVICES		2.13		2.13	2.13				2.13
	411.01	Zlgang	044	AGRICULTURE SERVICES	7.97	21.774		29.744	20.055	9.689		9.689	29.744
	411.02	GWG:BARDO	044	AGRICULTURE SERVICES		30.354		30.354	9.268	21.086		21.086	30.354
	411.03	GWG:BJOKA	044	AGRICULTURE SERVICES		7.909		7.909	7.733	0.176		0.176	7.909
	411.04	GWG:INANG	044	AGRICULTURE SERVICES		48.238		48.238	12.728	35.51		35.51	48.238
	411.05	GWG:NGANG	044	AGRICULTURE SERVICES		9.635		9.635	9.509	0.126		0.126	9.635
	411.06	GWG:PHANG	044	AGRICULTURE SERVICES		8.689		8.689	4.463	4.226		4.226	8.689
	411.07	GWG:SKHAR	044	AGRICULTURE SERVICES		34.677		34.677	26.95	7.727		7.727	34.677
	411.08	GWG:TRONG	044	AGRICULTURE SERVICES		5.089		5.089	1.897	3.192		3.192	5.089
	411.09	GWG:GSHIN	044	AGRICULTURE SERVICES		8.804		8.804	4.378	4.426		4.426	8.804
	412.01	T/gsa	044	AGRICULTURE SERVICES	5.055	14.924		19.979	16.86	3.119		3.119	19.979
	412.02	GWG:DTG	044	AGRICULTURE SERVICES		4.898		4.898	4.898				4.898
	412.03	GWG:KPU	044	AGRICULTURE SERVICES		2.183		2.183	2.183				2.183
	412.04	GWG:LGL	044	AGRICULTURE SERVICES		5.813		5.813	5.813				5.813
	412.05	GWG:NUBI	044	AGRICULTURE SERVICES		11.77		11.77	7.106	4.664		4.664	11.77
	412.06	GWG:TGI	044	AGRICULTURE SERVICES		3.873		3.873	2.823	1.05		1.05	3.873
	413.01	L/ise	044	AGRICULTURE SERVICES	4.934	53.047		57.981	19.182	31.965	6.834	38.799	57.981
	413.02	GWG:GANG	044	AGRICULTURE SERVICES		5.141		5.141	4.841	0.3		0.3	5.141
	413.03	GWG:JAREY	044	AGRICULTURE SERVICES	0.03	8.634		8.664	3.736	4.928		4.928	8.664
	413.04	GWG:KHO	044	AGRICULTURE SERVICES	0.03	12.989		13.019	9.52	3.5		3.5	13.019
	413.05	GWG:KUR-GA	044	AGRICULTURE SERVICES	0.06	9.201		9.261	5.257	4.004		4.004	9.261

IMF Code	AU	AU ABBR.	PR	NAME	EXPENDITURE				FINANCING				
					CURRENT	CAPITAL	LENDING/ REPAYMENT	TOTAL	RGOB	GRANT	LOAN	TOTAL	
	413.06	GWG:MINJAY	044	AGRICULTURE SERVICES	0.06	4.735		4.795	2.8	1.995		1.995	4.795
	413.07	GWG:MINBI	044	AGRICULTURE SERVICES		9.839		9.839	4.53	5.309		5.309	9.839
	413.08	GWG:METSHO	044	AGRICULTURE SERVICES	0.03	2.855		2.885	2.596	0.289		0.289	2.885
	413.09	GWG:TGA	044	AGRICULTURE SERVICES	0.03	8.619		8.649	8.649				8.649
	414.01	Mjgar	044	AGRICULTURE SERVICES	10.306	28.99		39.296	31.5	1.233	6.562	7.796	39.296
	414.02	GWG:BALAM	044	AGRICULTURE SERVICES		3.744		3.744	3.387	0.357		0.357	3.744
	414.03	GWG:CHALI	044	AGRICULTURE SERVICES		2.889		2.889	2.589	0.3		0.3	2.889
	414.04	GWG:CHAS	044	AGRICULTURE SERVICES		9.23		9.23	9.23				9.23
	414.05	GWG:D/TSE	044	AGRICULTURE SERVICES		8.038		8.038	8.038				8.038
	414.06	GWG:D/PONG	044	AGRICULTURE SERVICES		3.65		3.65	3.65				3.65
	414.07	GWG:GONG	044	AGRICULTURE SERVICES		1.391		1.391	1.391				1.391
	414.08	GWG:JUR	044	AGRICULTURE SERVICES		5.562		5.562	1.1	4.462		4.462	5.562
	414.09	GWG:K/KHAR	044	AGRICULTURE SERVICES		7.647		7.647	5.07	2.577		2.577	7.647
	414.10	GWG:MONGGA	044	AGRICULTURE SERVICES		3.947		3.947	3.947				3.947
	414.11	GWG:NGAT	044	AGRICULTURE SERVICES		3.18		3.18	3.18				3.18
	414.12	GWG:SALENG	044	AGRICULTURE SERVICES		5.95		5.95	5.05	0.9		0.9	5.95
	414.13	GWG:SHER	044	AGRICULTURE SERVICES		4.567		4.567	4.567				4.567
	414.14	GWG:SILAM	044	AGRICULTURE SERVICES		5.757		5.757	3.541	2.215		2.215	5.757
	414.15	GWG:T/RONG	044	AGRICULTURE SERVICES		6.481		6.481	6.481				6.481
	414.16	GWG:T/LING	044	AGRICULTURE SERVICES		6.121		6.121	4.321	1.8		1.8	6.121
	414.17	GWG:T/MANG	044	AGRICULTURE SERVICES		3.25		3.25	3.25				3.25
	414.18	GWG:NARANG	044	AGRICULTURE SERVICES		3.727		3.727	3.427	0.3		0.3	3.727
	415.01	P/Gaishel	044	AGRICULTURE SERVICES	7.5	46.529		54.029	48.012	1.602	4.415	6.017	54.029
	415.02	GWG:CHONG	044	AGRICULTURE SERVICES		0.65		0.65	0.65				0.65

IMF Code	AU	AU ABBR.	PR	NAME	EXPENDITURE				FINANCING				TOTAL	
					CURRENT	CAPITAL	LENDING/ REPAYMENT	TOTAL	RGOB	GRANT	LOAN	TOTAL		
	415.03	GWG:CHHIM	044	AGRICULTURE SERVICES		2.4		2.4	2.4					2.4
	415.04	GWG:DJUNG	044	AGRICULTURE SERVICES		0.45		0.45	0.45					0.45
	415.05	GWG:KHAR	044	AGRICULTURE SERVICES		2.12		2.12	2.12					2.12
	415.06	GWG:SHUMER	044	AGRICULTURE SERVICES		9.45		9.45	4.05	5.4			5.4	9.45
	415.07	GWG:YUR	044	AGRICULTURE SERVICES		1.55		1.55	1.55					1.55
	415.08	GWG:ZOB	044	AGRICULTURE SERVICES		3.085		3.085	1.885	1.2			1.2	3.085
	415.09	GWG:DLING	044	AGRICULTURE SERVICES		6.25		6.25	1	5.25			5.25	6.25
	415.10	GWG:NORB	044	AGRICULTURE SERVICES		0.71		0.71	0.71					0.71
	415.11	GWG:NANONG	044	AGRICULTURE SERVICES		5.403		5.403	3.5	1.903			1.903	5.403
	415.12	GWG:CLING	044	AGRICULTURE SERVICES		7.55		7.55	7.55					7.55
	416.01	S/Jongkhar	044	AGRICULTURE SERVICES	4.235	33.257		37.492	31.491	3.143	2.858	6.001		37.492
	416.02	GWG:PTHANG	044	AGRICULTURE SERVICES		7.061		7.061	7.061					7.061
	416.03	GWG:PTHANG	044	AGRICULTURE SERVICES		5.526		5.526	5.526					5.526
	416.04	GWG:GOMDAR	044	AGRICULTURE SERVICES		6.06		6.06	6.06					6.06
	416.05	GWG:W/PHU	044	AGRICULTURE SERVICES		8.287		8.287	8.287					8.287
	416.06	GWG:L/PHU	044	AGRICULTURE SERVICES		5.189		5.189	5.189					5.189
	416.07	GWG:LAURI	044	AGRICULTURE SERVICES		2.996		2.996	2.996					2.996
	416.08	GWG:MART	044	AGRICULTURE SERVICES		14.709		14.709	14.709					14.709
	416.09	GWG:DEO	044	AGRICULTURE SERVICES		6.728		6.728	6.728					6.728
	416.10	GWG:ORONG	044	AGRICULTURE SERVICES		7.535		7.535	7.535					7.535
	416.11	GWG:SG	044	AGRICULTURE SERVICES		2.446		2.446	2.446					2.446
	416.12	GWG:SERTHI	044	AGRICULTURE SERVICES		10.658		10.658	10.658					10.658
	417.01	T/gang	044	AGRICULTURE SERVICES	12.305	24.947		37.252	22.645	11.348	3.259		14.607	37.252
	417.02	GWG:BAR	044	AGRICULTURE SERVICES		2.825		2.825	2.825					2.825

IMF Code	AU	AU ABBR.	PR	NAME	EXPENDITURE				FINANCING				TOTAL
					CURRENT	CAPITAL	LENDING/ REPAYMENT	TOTAL	RGOB	GRANT	LOAN	TOTAL	
	417.03	GWG-BIDUNG	044	AGRICULTURE SERVICES		4.439		4.439	2.339	2.1		2.1	4.439
	417.04	GWG-KILUNG	044	AGRICULTURE SERVICES		2.689		2.689	2.089	0.6		0.6	2.689
	417.05	GWG-KIPARA	044	AGRICULTURE SERVICES		8.95		8.95	8.95				8.95
	417.06	GWG-KILING	044	AGRICULTURE SERVICES		12.239		12.239	2.08	10.159		10.159	12.239
	417.07	GWG-LUMANG	044	AGRICULTURE SERVICES		4.39		4.39	2.89	1.5		1.5	4.39
	417.08	GWG-MERAK	044	AGRICULTURE SERVICES		0.8		0.8	0.8				0.8
	417.09	GWG-YNEER	044	AGRICULTURE SERVICES		2.96		2.96	2.96				2.96
	417.10	GWG-PMEY	044	AGRICULTURE SERVICES		3.737		3.737	3.737				3.737
	417.11	GWG-RADHI	044	AGRICULTURE SERVICES		6.831		6.831	6.831				6.831
	417.12	GWG-SAKTEN	044	AGRICULTURE SERVICES		1.178		1.178	0.178	1		1	1.178
	417.13	GWG-SIKHAR	044	AGRICULTURE SERVICES		2.992		2.992	2.992				2.992
	417.14	GWG-SIPHU	044	AGRICULTURE SERVICES		5.276		5.276	5.276				5.276
	417.15	GWG-TSHING	044	AGRICULTURE SERVICES		4.29		4.29	4.29				4.29
	417.16	GWG-UZU	044	AGRICULTURE SERVICES		5.298		5.298	4.068	1.23		1.23	5.298
	418.01	Tiphu	044	AGRICULTURE SERVICES	6.58	38.883		45.463	12.27	33.192		33.192	45.463
	418.02	GWG-SOE	044	AGRICULTURE SERVICES		0.085		0.085	0.085				0.085
	418.03	GWG-CHANG	044	AGRICULTURE SERVICES		4.657		4.657	4.657				4.657
	418.04	GWG-DAGALA	044	AGRICULTURE SERVICES		1.101		1.101	1.101				1.101
	418.05	GWG-GAYNEY	044	AGRICULTURE SERVICES		1.239		1.239	1.239				1.239
	418.06	GWG-KAWANG	044	AGRICULTURE SERVICES		3.668		3.668	3.668				3.668
	418.07	GWG-L/SHI	044	AGRICULTURE SERVICES	0.02	0.25		0.27	0.27				0.27
	418.08	GWG-MEWANG	044	AGRICULTURE SERVICES		4.64		4.64	4.64				4.64
	418.09	GWG-NARO	044	AGRICULTURE SERVICES		0.26		0.26	0.26				0.26
	419.01	Gasa	044	AGRICULTURE SERVICES	3.067	8.37		11.437	9.844	1.593		1.593	11.437

IMF Code	AU	AU ABBR.	PR	NAME	EXPENDITURE				FINANCING				
					CURRENT	CAPITAL	LENDING/ REPAYMENT	TOTAL	RGOB	GRANT	LOAN	TOTAL	
	419.02	GWG:KHAME	044	AGRICULTURE SERVICES		0.295		0.295	0.295				0.295
	419.03	GWG:KHATOE	044	AGRICULTURE SERVICES		1.638		1.638	1.638				1.638
	419.04	GWG:LAYA	044	AGRICULTURE SERVICES		2.656		2.656	2.656				2.656
	419.05	GWG:LUNANA	044	AGRICULTURE SERVICES		9.678		9.678	9.678				9.678
	420.01	TYangtse	044	AGRICULTURE SERVICES	6.995	43.505		50.501	33.947	7.178	9.375	16.553	50.501
	420.02	GWG:BALING	044	AGRICULTURE SERVICES		3.2		3.2	3.2				3.2
	420.03	GWG:JKHAR	044	AGRICULTURE SERVICES		2.002		2.002	0.4	1.602		1.602	2.002
	420.04	GWG:K/DANG	044	AGRICULTURE SERVICES		5.067		5.067	2.499	2.568		2.568	5.067
	420.05	GWG:RAMJAR	044	AGRICULTURE SERVICES	0.03	1.806		1.836	1.543	0.292		0.292	1.836
	420.06	GWG:TOETS	044	AGRICULTURE SERVICES	0.069	4.353		4.422	0.832	3.59		3.59	4.422
	420.07	GWG:TSHANG	044	AGRICULTURE SERVICES		2.62		2.62	2.22	0.4		0.4	2.62
	420.08	GWG:YLLANG	044	AGRICULTURE SERVICES		3.425		3.425	3.025	0.4		0.4	3.425
	420.09	GWG:YANGT	044	AGRICULTURE SERVICES		8.619		8.619	5.714	2.905		2.905	8.619
				SUB-CLASSIFICATION TOTAL 10.4	651.617	2,523.84		0 3,175.46	1,961.03	1,030.96	183.464	1,214.43	3,175.46
10.5				<i>Agriculture/Forestry/Fishing/Hunting Affairs & Services N.E.C</i>									
	118.01	NEC	010	NATIONAL ENVIRONMENTAL SERVICES	30.952	55.187		86.138	31.622	54.517		54.517	86.138
				SUB-CLASSIFICATION TOTAL 10.5	30.952	55.187		0 86.138	31.622	54.517	0	54.517	86.138
11.1				<i>Mining & Mineral Research/Manufacturing/Construction Affairs & Services (Non-Fuel)</i>									
	205.01	MEA	082	COTTAGE & SMALL INDUSTRIES SERVICES	22.87	75.443		98.313	31.315	66.999		66.999	98.313
				SUB-CLASSIFICATION TOTAL 11.1	22.87	75.443		0 98.313	31.315	66.999	0	66.999	98.313
11.4				<i>Mining/Min. Res./Manufacturing/Construction Affairs & Services N.E.C</i>									
	205.01	MEA	051	GEOLOGY & MINES SERVICES	70.14	16.697		86.837	81.199	5.638		5.638	86.837

IMF Code	AU	AU ABBR.	PR	NAME	EXPENDITURE				FINANCING				TOTAL
					CURRENT	CAPITAL	LENDING/ REPAYMENT	TOTAL	RGOB	GRANT	LOAN	TOTAL	
				SUB-CLASSIFICATION TOTAL 11.4	70.14	16.697	0	86.837	81.199	5.638	0	5.638	86.837
12.1				<i>Road Transport Affairs & Services</i>									
	206.01	MWHS	055	ROAD CONSTRUCTION AND MAINTENANCE SERVICES	506.103	6,138.26		6,644.36	2,648.66	3,995.71			6,644.36
	207.01	MIC	064	ROAD SAFETY & TRANSPORT SERVICES	71.67	23.015		94.685	94.685				94.685
	401.07	GWG:LKG	085	MULE TRACKS AND BRIDGE SERVICES		0.02		0.02	0.02				0.02
	402.02	GWG:BJE	085	MULE TRACKS AND BRIDGE SERVICES		1.954		1.954	1.954				1.954
	402.03	GWG:KSH	085	MULE TRACKS AND BRIDGE SERVICES		1.175		1.175	1.175				1.175
	402.06	GWG:USE	085	MULE TRACKS AND BRIDGE SERVICES		10.397		10.397	10.149				10.397
	402.07	GWG:GYG	085	MULE TRACKS AND BRIDGE SERVICES		0.549		0.549	0.549				0.549
	403.05	GWG:HOR	085	MULE TRACKS AND BRIDGE SERVICES		0.335		0.335	0.335				0.335
	403.07	GWG:LUN	085	MULE TRACKS AND BRIDGE SERVICES		0.004		0.004	0.004				0.004
	403.09	GWG:SHA	085	MULE TRACKS AND BRIDGE SERVICES		6.741		6.741	6.741				6.741
	403.10	GWG:TSE	085	MULE TRACKS AND BRIDGE SERVICES		10.221		10.221	10.221				10.221
	404.03	GWG:BRU	085	MULE TRACKS AND BRIDGE SERVICES		3.651		3.651	0.699	2.952			3.651
	404.04	GWG:CHAR	085	MULE TRACKS AND BRIDGE SERVICES		4.55		4.55	4.55				4.55
	404.05	GWG:CHEN	085	MULE TRACKS AND BRIDGE SERVICES		0.058		0.058	0.058				0.058
	404.07	GWG:DOR	085	MULE TRACKS AND BRIDGE SERVICES		0.094		0.094	0.094				0.094
	404.09	GWG:GHU	085	MULE TRACKS AND BRIDGE SERVICES		0.021		0.021	0.021				0.021
	404.10	GWG:LHA	085	MULE TRACKS AND BRIDGE SERVICES		18.543		18.543	11.241	7.302			18.543
	404.15	GWG:SIP	085	MULE TRACKS AND BRIDGE SERVICES		0.672		0.672	0.672				0.672
	407.02	GWG:CHHU	085	MULE TRACKS AND BRIDGE SERVICES		0.1		0.1	0.1				0.1
	407.05	GWG:KAB	085	MULE TRACKS AND BRIDGE SERVICES		0.447		0.447	0.3	0.147			0.447
	408.12	GWG:PHOBJI	085	MULE TRACKS AND BRIDGE SERVICES		0.653		0.653	0.653				0.653
	408.14	GWG:SEPHU	085	MULE TRACKS AND BRIDGE SERVICES		2.309		2.309	2.309				2.309

IMF Code	AU	AU ABBR.	PR	NAME	EXPENDITURE				FINANCING				TOTAL	
					CURRENT	CAPITAL	LENDING/ REPAYMENT	TOTAL	RGOB	GRANT	LOAN	TOTAL		
	409.02	GWG:CHHOEK	085	MULE TRACKS AND BRIDGE SERVICES		0.6		0.6						0.6
	409.03	GWG:CHHUME	085	MULE TRACKS AND BRIDGE SERVICES		0.2		0.2						0.2
	410.06	GWG:TTHANG	085	MULE TRACKS AND BRIDGE SERVICES		1.352		1.352						1.352
	412.03	GWG:KPU	085	MULE TRACKS AND BRIDGE SERVICES		0.037		0.037						0.037
	413.05	GWG:KUR-GA	085	MULE TRACKS AND BRIDGE SERVICES		3.053		3.053						3.053
	414.07	GWG:GONG	085	MULE TRACKS AND BRIDGE SERVICES		0.2		0.2						0.2
	414.12	GWG:SALENG	085	MULE TRACKS AND BRIDGE SERVICES		1.496		1.496						1.496
	414.13	GWG:SHER	085	MULE TRACKS AND BRIDGE SERVICES		0.1		0.1						0.1
	416.04	GWG:GOMDAR	085	MULE TRACKS AND BRIDGE SERVICES		0.02		0.02						0.02
	418.02	GWG:SOE	085	MULE TRACKS AND BRIDGE SERVICES		1.369		1.369						1.369
	418.04	GWG:DAGALA	085	MULE TRACKS AND BRIDGE SERVICES		0.829		0.829						0.829
	418.07	GWG:LSHI	085	MULE TRACKS AND BRIDGE SERVICES		0.263		0.263						0.263
	418.08	GWG:MEWANG	085	MULE TRACKS AND BRIDGE SERVICES		0.136		0.136						0.136
	418.09	GWG:NARO	085	MULE TRACKS AND BRIDGE SERVICES		2.237		2.237						2.237
	419.02	GWG:KHAME	085	MULE TRACKS AND BRIDGE SERVICES		0.075		0.075						0.075
	419.04	GWG:LAYA	085	MULE TRACKS AND BRIDGE SERVICES		0.1		0.1						0.1
	419.05	GWG:LUNANA	085	MULE TRACKS AND BRIDGE SERVICES		0.15		0.15						0.15
	420.02	GWG:BLING	085	MULE TRACKS AND BRIDGE SERVICES		1.15		1.15						1.15
	420.06	GWG:TOETS	085	MULE TRACKS AND BRIDGE SERVICES		0.158		0.158						0.158
				SUB-CLASSIFICATION TOTAL 12.1	577.773	6,237.30	0	6,815.07	2,791.40	4,023.67	0	4,023.67	0	6,815.07
12.4				<i>Air Transport Affairs & Services</i>										
	207.01	MIC	063	CIVIL AVIATION SERVICES	114.14	628.169		742.309	246.941	495.369				742.309
				SUB-CLASSIFICATION TOTAL 12.4	114.14	628.169		742.309	246.941	495.369				742.309
12.7				<i>Communication Affairs & Services</i>										

IMF Code	AU	AU ABBR.	PR	NAME	EXPENDITURE				FINANCING				TOTAL
					CURRENT	CAPITAL	LENDING/ REPAYMENT	TOTAL	RGOB	GRANT	LOAN	TOTAL	
	123.01	BICWA	021	INFORMATION, COMMUNICATIONS & MEDIA SERVICES	18,243	19,595		37,838	20,304	17,534		17,534	37,838
	207.01	MIC	061	INFORMATION & COMMUNICATIONS POLICY DIRECTION SERVICES	32,889	5,374		38,264	38,264				38,264
	207.01	MIC	065	INFORMATION TECHNOLOGY & TELECOM SERVICES	30,898	201,993		232,891	137,472	95,419		95,419	232,891
	207.01	MIC	066	INFORMATION & MEDIA SERVICES	15,759	14,852		30,612	30,062	0,549		0,549	30,612
				SUB-CLASSIFICATION TOTAL 12.7	97.79	241.815		339.604	226.102	113.502		113.502	339.604
13.1				<i>Dist. Trade/Storage/Hotel & Rest. Affairs & Services</i>									
	205.01	MEA	050	TRADE SERVICES	29,421	276,139		305,56	65,143	240,418		240,418	305,56
				SUB-CLASSIFICATION TOTAL 13.1	29,421	276,139		305,56	65,143	240,418		240,418	305,56
13.2				<i>Tourism Affairs & Services</i>									
	126.01	TCB	026	TOURISM COUNCIL SERVICES	59,486	46,347		105,832	101,945	3,887		3,887	105,832
				SUB-CLASSIFICATION TOTAL 13.2	59,486	46,347		105,832	101,945	3,887		3,887	105,832
13.3				<i>Multipurpose Dev. Project Affairs & Services</i>									
	205.01	MEA	063	INDUSTRIES SERVICES	26,886	418,929		445,815	67,553	378,261		378,261	445,815
				SUB-CLASSIFICATION TOTAL 13.3	26,886	418,929		445,815	67,553	378,261		378,261	445,815
13.4				<i>General Economic & Comm. Affairs (Non-labor)</i>									
	205.01	MEA	049	ECONOMIC POLICY DIRECTION SERVICES	66,263	7,497		73,76	73,76				73,76
				SUB-CLASSIFICATION TOTAL 13.4	66,263	7,497		73,76	73,76				73,76
13.5				<i>General Labor Affairs & Services</i>									
	210.01	MLHR	074	LABOUR & HUMAN RESOURCE POLICY DIRECTION SERVICES	25,816	5,674		31,49	31,49				31,49
	210.01	MLHR	076	OCCUPATIONAL STANDARDS SERVICES	8,637	15,833		24,47	24,47				24,47
	210.01	MLHR	077	LABOUR SERVICES	23,194	0,913		24,107	24,107				24,107

IMF Code	AU	AU ABBR.	PR	NAME	EXPENDITURE				FINANCING			TOTAL	
					CURRENT	CAPITAL	LENDING/ REPAYMENT	TOTAL	RGOB	GRANT	LOAN		TOTAL
	210.01	MLHR	078	EMPLOYMENT SERVICES	39.527	435.563		475.089	331.313	143.776		143.776	475.089
				SUB-CLASSIFICATION TOTAL 13.5	97.173	457.982		555.155	411.38	143.776		143.776	555.155
				GRAND TOTAL	27,494.71	28,836.65	2,869.73	59,201.09	43,694.05	14,782.78	724.263	15,507.04	59,201.09

SCHEDULE 6: SCHEDULE OF REVENUE RECEIPTS AND REMITTANCES FOR THE FISCAL YEAR 2017-18

Sl.No.	Account Number	Operating Unit	Receipts	Remittances	Net
1	101.01/1001	His Majestys Secretariat, Thimphu	1.772	1.772	-
2	102.01/1001	Secretariat of His Majesty the Fourth Druk Gyalpo	1.643	1.643	-
3	103.01/1001	National Assembly of Bhutan, Thimphu	8.897	8.897	-
4	104.01/1001	National Council Secretariat, Thimphu	6.580	6.580	-
5	105.01/1001	Central Monastic Secretariat, Thimphu	1.575	1.575	-
6	105.01/1002	Central Monk Bodies (Rabdey), CRA, Thimphu	0.490	0.490	-
7	105.01/1003	HM Secretariat, Council for Religious Affairs	0.038	0.038	-
8	105.01/2001	Religion & Health Project, Central Monastic Secretariat	0.322	0.322	-
9	105.01/2002	Dratshang Lhentshog, Thimphu	2.010	2.010	-
10	106.01/1001	High Court, Thimphu	1.453	1.453	-
11	106.01/1002	District Court, Thimphu	0.744	0.744	-
12	106.01/1003	District Court, Trashigang	0.250	0.250	-
13	106.01/1004	District Court, Wangdue Phodrang	0.178	0.178	-
14	106.01/1005	District Court, Punakha	0.452	0.452	-
15	106.01/1006	District Court, Sarpang	0.171	0.171	-
16	106.01/1007	District Court, Tsirang	0.065	0.065	-
17	106.01/1008	District Court, Paro	0.196	0.196	-
18	106.01/1009	District Court, Chhukha	0.178	0.178	-
19	106.01/1010	District Court, Samtse	0.111	0.111	-
20	106.01/1011	District Court, Samdrup Jongkhar	0.222	0.222	-
21	106.01/1012	District Court, Mongar	0.156	0.156	-
22	106.01/1013	District Court, Haa	0.104	0.104	-
23	106.01/1014	District Court, Trongsa	0.158	0.158	-
24	106.01/1015	District Court, Zhemgang	0.250	0.250	-
25	106.01/1016	District Court, Dagana	0.216	0.216	-
26	106.01/1017	District Court, Lhuentse	0.124	0.124	-
27	106.01/1018	District Court, Pema Gatshel	0.091	0.091	-
28	106.01/1019	District Court, Bumthang	0.107	0.107	-
29	106.01/1021	District Court, Trashigang	0.171	0.171	-
30	106.01/1022	Dungkhag Court, Phuentsholing	0.343	0.343	-
31	106.01/1023	Dungkhag Court, Wamrong	0.056	0.056	-
32	106.01/1024	Dungkhag Court, Gelephu	0.111	0.111	-
33	106.01/1025	Drungkhag Court, Lhamoi Zhingkha	0.111	0.111	-
34	106.01/1026	Drungkhag Court, Dorokha	0.044	0.044	-
35	106.01/1027	Drungkhag Court, Sipsoo	0.073	0.073	-
36	106.01/1029	Drungkhag Court, Thrimshing	0.045	0.045	-
37	106.01/1030	Drungkhag Court, Nanglam	0.064	0.064	-

Sl.No.	Account Number	Operating Unit	Receipts	Remittances	Net
38	106.01/1031	Drungkhag Court, Weringla	0.097	0.097	-
39	106.01/1032	Drungkhag Court, Lingshi	0.225	0.225	-
40	106.01/1033	Drungkhag Court, Jomotsangkha	0.100	0.100	-
41	106.01/1034	Drungkhag Court, Samdrupcholing	0.200	0.200	-
42	106.01/1035	Drungkhag Court, Sakteng	0.108	0.108	-
43	106.01/1036	Drungkhag Court, Sombaykha	0.110	0.110	-
44	106.01/1037	Supreme Court	5.083	5.083	-
45	106.01/1039	District Court Gasa	0.186	0.186	-
46	106.01/1040	Panbang Dungkhag Court	0.046	0.046	-
47	106.01/2001	Supreme Court, Thimphu	0.485	0.485	-
48	107.01/1001	Royal Civil Service Commission, Thimphu	2.623	2.623	-
49	107.01/2003	Royal Civil Service Commission, Thimphu	0.021	0.021	-
50	107.01/2005	Directorate Services, Royal Civil Service Commission	0.028	0.028	-
51	108.01/1001	Anti-Corruption Commission	4.005	4.005	-
52	109.01/1001	Election Commissioner Office, Thimphu	2.576	2.576	-
53	109.01/1002	Public Election Fund Division, Election Commission of Bhutan	0.198	0.198	-
54	110.01/1001	Royal Audit Authority, Thimphu	5.794	5.794	-
55	110.01/1002	Regional Royal Audit Authority, S/Jongkhar	0.707	0.707	-
56	110.01/1003	Regional Royal Audit Authority, Bumthang	0.402	0.402	-
57	110.01/1004	Regional Royal Audit Authority, Tsirang	0.535	0.535	-
58	110.01/1005	Office of Assistant Auditor General - Western Region	0.553	0.553	-
59	110.01/2001	Royal Audit Authority, Thimphu	1.863	1.863	-
60	111.01/1001	Cabinet Secretariat, Thimphu	1.685	1.685	-
61	111.01/2003	G2C, Automate G2C and G2B	0.080	0.080	-
62	112.01/1001	Office of Legal Affairs, Thimphu	1.432	1.432	-
63	113.01/1001	Bhutan Olympic Committee, Thimphu	4.076	4.076	-
64	114.01/1001	Dzongkha Development Commission, Thimphu	1.013	1.013	-
65	115.01/1001	National Land Commission, Thimphu	5.866	5.866	-
66	116.01/1001	Centre for Bhutan Studies, Thimphu	4.154	4.154	-
67	117.01/1001	GNH Commission Secretariat, Thimphu	2.589	2.589	-
68	117.01/2006	Rural Economy Advancement Programme, GNHC	0.001	0.001	-
69	117.01/2007	Gross National Happiness Commission Secretariat	0.091	0.091	-
70	118.01/1001	National Environment Commission	1.395	1.395	-
71	118.01/2004	Green-House Gas Project, NEC, Thimphu	0.475	0.475	-
72	119.01/1001	Royal Institute of Management, Semtokha	3.312	3.312	-
73	119.01/2004	Royal Institute of Management, Semtokha	0.009	0.009	-
74	120.01/1001	Royal University of Bhutan, Thimphu	0.110	0.110	-
75	120.01/1002	Sherubtse College, Kanglung	3.113	3.113	-

Sl.No.	Account Number	Operating Unit	Receipts	Remittances	Net
76	120.01/1004	College of Science and Technology	0.108	0.108	-
77	120.01/1005	Paro College of Education	0.217	0.217	-
78	120.01/1006	Samtse College of Education	0.367	0.367	-
79	120.01/1007	Jigme Namgyel Polytechnic, Deothang	1.749	1.749	-
80	120.01/1008	Gedu College of Business Studies	0.031	0.031	-
81	120.01/1011	Institute of Language and Culture Studies, Taktse	0.810	0.810	-
82	120.01/1012	College of Social Sciences, Gyalpozhing	2.760	2.760	-
83	120.01/1013	College of Advanced Studies, Yongphula	0.977	0.977	-
84	120.01/2002	College of Natural Resources, Lobesa	4.261	4.261	-
85	121.01/1001	National Statistical Bureau, Thimphu	1.043	1.043	-
86	121.01/1002	Population and Housing Census of Bhutan, NSB	0.127	0.127	-
87	121.01/2001	National Statistical Bureau, Thimphu	0.019	0.019	-
88	122.01/1001	Bhutan Narcotic Control Agency, Thimphu	0.689	0.689	-
89	123.01/1001	Bhutan InfoComm & Media Authority, Thimphu	0.882	0.882	-
90	124.01/1001	Thimphu Thromdey Schools, City Corporation, Thimphu	21.593	21.593	-
91	124.01/1002	Phuentsholing Thromde School	5.855	5.855	-
92	124.01/1003	Samdrup Jongkhar Thromde Schools	2.019	2.019	-
93	124.01/1004	Gelephu Thromde Schools	2.395	2.395	-
94	125.01/1001	Drug Regulatory Authority	0.539	0.539	-
95	126.01/1001	Tourism Council of Bhutan	1.367	1.367	-
96	126.01/1002	HTMTI-Construction Project	0.026	0.026	-
97	126.01/1003	Royal Institute for Tourism & Hospitality	10.651	10.651	-
98	127.01/1001	National Commission for Women & Children	0.702	0.702	-
99	128.01/1001	Royal Education Council	1.792	1.792	-
100	129.01/1001	Bhutan Council for School Examination and Assessment	1.601	1.601	-
101	130.01/1001	Royal Privy Council, Thimphu.	1.042	1.042	-
102	131.01/1001	Bhutan Standards Bureau	1.240	1.240	-
103	132.01/1002	University of Medical Sciences	4.392	4.392	-
104	132.01/2001	Royal Institute of Health Science	0.061	0.061	-
105	132.01/2002	Faculty of Traditional Medicine	0.061	0.061	-
106	133.01/1001	Jigme Singye Wangchuk school of Law, Taba, Thimphu	4.911	4.911	-
107	134.01/1001	Bhutan National Legal Institute	0.485	0.485	-
108	135.01/1001	Civil Society Organization Authority	0.141	0.141	-
109	136.01/1001	Jigme Dorji Wangchuck National Referral Hospital	36.247	36.247	-
110	137.01/1001	Construction Development Authority	0.570	0.570	-
111	138.01/1001	Bhutan Health Trust Fund	0.152	0.152	-
112	139.01/1001	National Center for Hydrology and Meteorology	2.494	2.494	-
113	139.01/2001	National Center for Hydrology & Meteorology, Thimphu	0.858	0.858	-
114	140.01/1001	Bhutan Medical and Health Council	0.216	0.216	-

Sl.No.	Account Number	Operating Unit	Receipts	Remittances	Net
115	201.01/1001	Ministry of Home and Cultural Affairs, Thimphu	1.355	1.355	-
116	201.01/1002	Department of Civil Registration & Census, MoHCA, Thimphu	1.378	1.378	-
117	201.01/1003	Department of Culture, MoHCA, Thimphu	4.742	4.742	-
118	201.01/1004	Department of Local Governance, MoHCA	0.553	0.553	-
119	201.01/1005	Department of Immigration, MoHCA, Thimphu	0.882	0.882	-
120	201.01/1006	Department of Disaster Management, MoHCA, Thimphu	0.371	0.371	-
121	201.01/1007	Royal Bhutan Police, HQ	13.921	13.921	-
122	201.01/1010	Ministry of Home and Cultural Affairs, Thimphu	0.045	0.045	-
123	201.01/1011	Regional Immigration Office, MoHCA, Gelephu	0.162	0.162	-
124	201.01/1012	Regional Immigration Office, MoHCA, Phuentsholing	0.732	0.732	-
125	201.01/1013	Regional Immigration Office, MoHCA, Samdrup Jongkhar	0.230	0.230	-
126	201.01/1014	Regional Immigration Office, MoHCA, Samtse	0.136	0.136	-
127	201.01/1015	National Museum, Paro	0.275	0.275	-
128	201.01/1016	The Tower of Trongsa Museum, Ta Dzong, Trongsa	0.118	0.118	-
129	201.01/1018	Royal Bhutan Police, Phuentsholing	0.606	0.606	-
130	201.01/1019	Royal Bhutan Police, Samdrup Jongkhar	0.543	0.543	-
131	201.01/1020	Royal Bhutan Police, Samtse	0.446	0.446	-
132	201.01/1021	Royal Bhutan Police, Gelephu	0.552	0.552	-
133	201.01/1022	Jail Services, Royal Bhutan Police	2.753	2.753	-
134	201.01/1023	Fire Fighting Services, Royal Bhutan Police	0.731	0.731	-
135	201.01/1024	Royal Bhutan Police, Tsirang	0.249	0.249	-
136	201.01/1025	Royal Bhutan Police, Trongsa	0.178	0.178	-
137	201.01/1026	Royal Bhutan Police, Trasgigang	0.320	0.320	-
138	201.01/1027	Royal Bhutan Police, Mongar	0.337	0.337	-
139	201.01/1028	Royal Bhutan Police, Training Centre- Jigmeling	0.385	0.385	-
140	201.01/1029	Royal Bhutan Police, Training Centre- Tashigatshel	0.264	0.264	-
141	201.01/1030	Royal Bhutan Police, Paro	0.400	0.400	-
142	201.01/1031	Royal Bhutan Police, Punakha	0.282	0.282	-
143	201.01/1032	Royal Bhutan Police, Wangdue Phodrang	0.329	0.329	-
144	201.01/1033	Royal Bhutan Police, Bumthang	0.204	0.204	-
145	201.01/1034	Royal Bhutan Police, Division XIV, Trashiyangtse	0.152	0.152	-
146	201.01/1035	The Department of Law and Order, MoHCA	0.377	0.377	-
147	201.01/2001	Disaster Mgt. Division, MoHCA, Thimphu	0.214	0.214	-
148	201.01/2007	Department of Disaster Management, MoHCA, Thimphu	0.313	0.313	-
149	201.01/2013	Pemagatshel Dzong Construction Project	1.234	1.234	-
150	201.01/2015	Local Governance Sustainable Development Program	0.077	0.077	-
151	201.01/2017	Wangduephodrang Dzong Reconstruction Project	2.776	2.776	-
152	201.01/2018	Trashigang Dzong Conservation Project	0.537	0.537	-

Sl.No.	Account Number	Operating Unit	Receipts	Remittances	Net
153	201.01/2019	Paro Tadzong Conservation Project	0.226	0.226	-
154	201.01/2020	Phajoding Lhakhang Conservation Project	0.808	0.808	-
155	201.01/2021	Gasa Dzong Conservation Project, Department of Culture	0.314	0.314	-
156	201.01/2022	Construction of Sarpang Dzong, Department of Culture	1.075	1.075	-
157	201.01/2023	Drukgyel Dzong Conservation Project, Paro Dzong	0.421	0.421	-
158	202.01/1001	Ministry of Finance Secretariat, Thimphu	1.921	1.921	-
159	202.01/1002	Department of Public Accounts	0.645	0.645	-
160	202.01/1003	Department of National Budget	0.828	0.828	-
161	202.01/1004	Department of Revenue and Customs	1.637	1.637	-
162	202.01/1005	Department of National Properties	5.697	5.697	-
163	202.01/1007	Regional Revenue & Customs Office, Thimphu	1.301	1.301	-
164	202.01/1008	Regional Revenue & Customs Office, P/ling	2.632	2.632	-
165	202.01/1009	Regional Revenue & Customs, Gelephu	0.668	0.668	-
166	202.01/1010	Regional Revenue & Customs Office, S/Jongkhar	1.491	1.491	-
167	202.01/1011	Regional Revenue & Customs Office, Samtse	1.016	1.016	-
168	202.01/1012	Regional Revenue & Customs Office, Paro	0.781	0.781	-
169	202.01/1013	Regional Revenue & Customs Office, Mongar	0.230	0.230	-
170	202.01/1014	Regional Revenue & Customs Office, Bumthang	0.277	0.277	-
171	202.01/1018	HM Secretariat, Ministry of Finance	6.783	6.783	-
172	202.01/1019	Liaison and Transit Office Customs, Kolkata	0.144	0.144	-
173	202.01/1020	Department of Macroeconomic Affairs, MoF	0.699	0.699	-
174	202.01/2011	PFM-MDF Project, MoF	0.078	0.078	-
175	203.01/1001	Ministry of Foreign Affairs, Thimphu	3.316	3.316	-
176	203.01/1002	Permanent Mission of Bhutan, New York, USA	0.365	0.365	-
177	203.01/1003	Permanent Mission of Bhutan, Geneva, Switzerland	0.769	0.769	-
178	203.01/1004	Royal Bhutanese Embassy, New Delhi, India	0.643	0.643	-
179	203.01/1005	Royal Bhutanese Embassy, Dhaka, Bangladesh	0.331	0.331	-
180	203.01/1006	Royal Bhutanese Embassy, Kuwait	0.458	0.458	-
181	203.01/1007	Royal Bhutanese Embassy, Bangkok, Thailand	0.449	0.449	-
182	203.01/1008	Royal Bhutanese Consulate, Kolkotta, India	1.799	1.799	-
183	203.01/1009	Royal Bhutanese Embassy, Brussels, Belgium	0.353	0.353	-
184	203.01/1011	National Organizing Committee, Celebration of 50 Anniversary of Bhutan & India Formal Diplomatic Relations	0.028	0.028	-
185	204.01/1001	Ministry of Agriculture and Forests Secretariat	3.458	3.458	-
186	204.01/1002	Department of Agriculture, MoA, Thimphu	4.775	4.775	-
187	204.01/1003	Department of Livestock, MoA, Thimphu	2.230	2.230	-
188	204.01/1004	Department of Forests and Park Services, MOA, Thimphu	2.302	2.302	-
189	204.01/1006	Bhutan Agriculture & Food Regulatory Authority, Thimphu	4.058	4.058	-
190	204.01/1007	National Biodiversity Centre, Serbithang	1.758	1.758	-

Sl.No.	Account Number	Operating Unit	Receipts	Remittances	Net
191	204.01/1008	Agriculture Machinery Centre, Paro	0.605	0.605	-
192	204.01/1009	Post Harvest Unit, MOA, Paro	1.436	1.436	-
193	204.01/1010	Central Machinery Unit, MOA, Bumthang	1.540	1.540	-
194	204.01/1011	National Plant Protection Center, Semtokha	0.777	0.777	-
195	204.01/1012	National Soil Service Centre, Semtokha	0.911	0.911	-
196	204.01/1013	National Center for Animal Health, Serbithang	2.775	2.775	-
197	204.01/1014	National Research and Development Centre for Aquaculture	0.788	0.788	-
198	204.01/1015	National Horse & Brown Swiss Cross Breeding Program, Bumthang	0.148	0.148	-
199	204.01/1016	National Livestock Breeding Programme, Yusipang	0.997	0.997	-
200	204.01/1017	National Feed & Fodder Development Programme, Bumthang	0.395	0.395	-
201	204.01/1018	Regional Livestock Development Centre	0.245	0.245	-
202	204.01/1019	Regional Poultry Breeding Centre, Paro	0.171	0.171	-
203	204.01/1020	National Pig Breeding Centre, Wangchutaba	0.688	0.688	-
204	204.01/1021	National Sheep Breeding Farm, Bumthang	0.211	0.211	-
205	204.01/1022	Brown Swiss Farm, Bumthang	0.241	0.241	-
206	204.01/1023	National Jersey Breeding Farm, Samtse	0.479	0.479	-
207	204.01/1024	Regional Livestock Development Centre, Zhemgang	0.465	0.465	-
208	204.01/1025	Regional Veterinary Laboratory, Tsimalakha	0.548	0.548	-
209	204.01/1026	National Poultry Breeding Farm, Sarpang	1.121	1.121	-
210	204.01/1027	Regional Veterinary Laboratory, Kanglung	0.861	0.861	-
211	204.01/1028	Livestock Central Store, Phuntsholing	0.143	0.143	-
212	204.01/1029	Cold Water Fish Culture Centre, Haa	0.468	0.468	-
213	204.01/1030	Calf Rearing Centre, Wangkha, Chhukha	0.195	0.195	-
214	204.01/1031	Regional Livestock Breeding Centre, Lingmithang	0.487	0.487	-
215	204.01/1032	Regional Mithun Breeding Farm, Arong	0.192	0.192	-
216	204.01/1033	National Nublang Farm, Tashiyangphu	0.188	0.188	-
217	204.01/1034	Regional Mithun Breeding Farm, Zhemgang	0.177	0.177	-
218	204.01/1035	Divisional Forest Office, Zhemgang	0.555	0.555	-
219	204.01/1036	Sakten Wildlife Sanctuary, Trashigang	0.484	0.484	-
220	204.01/1037	Jigme Singye Wangchuk National Park, Trongsa	0.790	0.790	-
221	204.01/1038	Bumdeling Wildlife Sanctuary, Trashi Yangtse	0.621	0.621	-
222	204.01/1039	Jigme Dorji National Park, Gasa	1.626	1.626	-
223	204.01/1040	Royal Manas National Park, Gelephu	1.027	1.027	-
224	204.01/1041	Thrumshingla National Park, Ura, Bumthang	0.714	0.714	-
225	204.01/1042	Divisional Forest Office, Gedu	0.968	0.968	-
226	204.01/1043	Divisional Forest Office, Wangdue Phodrang	0.966	0.966	-
227	204.01/1044	Divisional Forest Office, Thimphu	1.522	1.522	-
228	204.01/1045	Forestry Services Division, Trashigang	1.125	1.125	-

Sl.No.	Account Number	Operating Unit	Receipts	Remittances	Net
229	204.01/1046	Divisional Forest Office, Samtse	1.204	1.204	-
230	204.01/1047	Divisional Forest Office, S/Jongkhar	0.685	0.685	-
231	204.01/1048	Divisional Forest Office, Paro	0.882	0.882	-
232	204.01/1049	Divisional Forest Office, Mongar	0.869	0.869	-
233	204.01/1050	Forestry Services Division, Sarpang	0.828	0.828	-
234	204.01/1051	Divisional Forest Office, Tsirang	0.815	0.815	-
235	204.01/1052	Divisional Forest Office, Bumthang	0.789	0.789	-
236	204.01/1053	Forest Resources Dev. Division, Thimphu	0.483	0.483	-
237	204.01/1054	Wangchuck Centennial Park, Bumthang	0.523	0.523	-
238	204.01/1056	RNR-Research Centre, Bajo	1.506	1.506	-
239	204.01/1057	RNR-Research Centre, Jakar, Bumthang	2.177	2.177	-
240	204.01/1058	RNR-Research Centre, Yusipang	1.115	1.115	-
241	204.01/1059	RNRRC, Wengkhar	1.271	1.271	-
242	204.01/1060	National Seed Centre, Paro	0.313	0.313	-
243	204.01/1061	Rural Development Training Centre	0.760	0.760	-
244	204.01/1062	National Pig Breeding Centre, Gelephu	0.383	0.383	-
245	204.01/1063	Regional Fish Seed Production Centre, Bhangtar	0.595	0.595	-
246	204.01/1064	RNR -RDC Bhur, Gelephu	0.750	0.750	-
247	204.01/1065	Regional Marketing Officer and The Accountant	0.181	0.181	-
248	204.01/1066	Phibsoo Wildlife Sanctuary, Sarpang	0.528	0.528	-
249	204.01/1068	Jigme Khesar Strict Nature Reserve	0.218	0.218	-
250	204.01/1069	Divisional Forest Office, Pemagatshel	0.410	0.410	-
251	204.01/1070	Divisional Forest Office, Dagana	0.582	0.582	-
252	204.01/1071	Regional Agriculture & Marketing Co-Operative, Gelephu	0.158	0.158	-
253	204.01/1072	Jomotshangkha Wildlife Sanctuary, Samdrupjongkhar	0.291	0.291	-
254	204.01/1073	Native Poultry Breeding Center, Sertsam Lhuntse, Department of Livestock	0.545	0.545	-
255	204.01/1074	Regional Center for Tigers and Cats Research, Gelephu, Sarpang	0.091	0.091	-
256	204.01/2003	Management Planning of Wangchuck Centennial Park-Phase II, Bumthang	0.104	0.104	-
257	204.01/2006	Royal Botanical and Recreational Parks Division, MoA	0.001	0.001	-
258	204.01/2007	GOI & AMMEPP Projects, MoA, Thimphu	0.685	0.685	-
259	204.01/2013	S/thening of Livestock Dev. Initiative, DoL	0.756	0.756	-
260	204.01/2016	Ugyen Wangchuck Institute for Conservation and Environment	1.866	1.866	-
261	204.01/2024	Royal Manas National Park, Gelephu	0.144	0.144	-
262	204.01/2025	Bio-diversity Conservation Project-II, NCD	0.197	0.197	-
263	204.01/2027	Rural Livelihood Project, Zhemgang	0.145	0.145	-
264	204.01/2031	Department of Livestock, Ministry of Agriculture, Thimphu	0.017	0.017	-
265	204.01/2038	Wildlife Conservation Division, MoAF, Thimphu	0.941	0.941	-

Sl.No.	Account Number	Operating Unit	Receipts	Remittances	Net
266	204.01/2039	AFD,Ministry of Agriculture and FOREST.	1.056	1.056	-
267	204.01/2041	The Policy and Planning Division,Ministry of Agriculture and Forests,Thimphu.	0.228	0.228	-
268	204.01/2042	AFD, MoAF (REDD + Readiness Project)	0.922	0.922	-
269	204.01/2043	CARLEP,Mongar	0.135	0.135	-
270	204.01/2044	Agricultural Research & Development Centre (Renewable Natural Resources Research Development Centre, Wengkhar)	0.276	0.276	-
271	204.01/2045	Regional Agricultural Marketing & Cooperative Office	0.155	0.155	-
272	204.01/2046	Regional Livestock Development Centre, Kanglung	0.464	0.464	-
273	204.01/2047	Directorate Services, Ministry of Agriculture and Forests	0.403	0.403	-
274	204.01/2048	Directorate Services(PMU), MoAF	0.273	0.273	-
275	204.01/2049	Department of Agriculture Marketing and Cooperatives, MoAF	0.006	0.006	-
276	204.01/2050	Agriculture Research and Development Centre (Bajo)	0.037	0.037	-
277	204.01/2051	Agriculture Research and Development Centre (Samtenling, Bhur), MoAF	0.026	0.026	-
278	204.01/2052	Agriculture Research and Development Centre, Yusipang, Thimphu	0.039	0.039	-
279	205.01/1001	Secretariat Services, Thimphu	2.575	2.575	-
280	205.01/1002	Department of Trade, Thimphu	3.010	3.010	-
281	205.01/1003	Department of Geology & Mines, Thimphu	2.659	2.659	-
282	205.01/1005	Department of Industry, Thimphu	12.738	12.738	-
283	205.01/1006	Regional Trade & Industry Office, Trongsa	0.101	0.101	-
284	205.01/1007	Regional Trade & Industry Office, Phuentsholing	0.280	0.280	-
285	205.01/1008	Regional Trade & Industry Office, Gelephu	0.112	0.112	-
286	205.01/1009	Regional Trade & Industry Office, Samdrup Jongkhar	0.183	0.183	-
287	205.01/1010	Regional Trade & Industry Office, Mongar	0.065	0.065	-
288	205.01/1012	Department of Cottage & Small Industries, Thimphu	2.381	2.381	-
289	205.01/1013	Department of HydroPower & Power Systems	1.744	1.744	-
290	205.01/1014	Department of Renewable Energy	0.802	0.802	-
291	205.01/1016	Office of the Consumer Protection, Thimphu	0.393	0.393	-
292	205.01/2001	EIT, Department of Trade, MoEA, Thimphu	0.061	0.061	-
293	205.01/2009	Phuentshlong Thromdey for Department of Trade, MoEA	2.117	2.117	-
294	206.01/1001	Secretariat, Ministry of Works & Human Settlement, Thimphu	2.419	2.419	-
295	206.01/1002	Department of Roads, Thimphu	2.861	2.861	-
296	206.01/1003	Department of Engineering Services	8.143	8.143	-
297	206.01/1004	Field Roads Maintenance Division, DOR, Zhemgang	5.854	5.854	-
298	206.01/1005	Field Roads Maintenance Division, DOR, Lobesa	19.074	19.074	-
299	206.01/1006	Field Roads Maintenance Division, DOR, Trashigang	15.020	15.020	-
300	206.01/1007	Field Roads Maintenance Division, DOR, Phuentsholing	9.652	9.652	-

Sl.No.	Account Number	Operating Unit	Receipts	Remittances	Net
301	206.01/1008	Field Roads Maintenance Division, DOR, Sarpang	12.611	12.611	-
302	206.01/1009	Field Roads Maintenance Division, DOR, Lingmithang	30.365	30.365	-
303	206.01/1010	Field Roads Maintenance Division, DOR, Trongsa	17.859	17.859	-
304	206.01/1011	Field Roads Maintenance Division, DOR, Thimphu	10.564	10.564	-
305	206.01/1013	Central Stores Unit, DOR, Phuentsholing	0.271	0.271	-
306	206.01/1014	Central Stores Unit, DoR, Phuentsholing (Deposit Work)	8.878	8.878	-
307	206.01/1017	Department of Human Settlement, MoWHS	1.478	1.478	-
308	206.01/1018	Project Management Office for Gomphu - Pangbang & Mamung - Digala Road Project	4.017	4.017	-
309	206.01/1019	Field Road Division, Department of Road, Samdrup Jongkhar	8.160	8.160	-
310	206.01/1020	Phuentsholing Thromdey	1.133	1.133	-
311	206.01/2001	Project Coordination Unit, RAP- II, DoR, Thimphu	0.910	0.910	-
312	206.01/2005	Gyelposhing-Nganglam Road Project, DOR, Lingmithang	12.452	12.452	-
313	206.01/2018	Second Bhutan Urban Development Project	0.291	0.291	-
314	206.01/2021	Second Bhutan Urban Development Project, City Corporation, Thimphu	6.488	6.488	-
315	206.01/2023	Department of Engineering Section, MoWHS	3.939	3.939	-
316	206.01/2024	ORIO-RGOB Project, DoR, MoWHS, Dagapela	5.001	5.001	-
317	206.01/2025	Phuentsholing Thromdey for Department of Engineering Services, MoWHS	1.917	1.917	-
318	206.01/2026	Department of Road (Project# SASEC Project BHU-L/3149, G-004)	3.171	3.171	-
319	206.01/2027	Directorate Services, MoWHS	2.623	2.623	-
320	207.01/1001	Ministry of Information & Communications Secretariat, Thimphu	1.424	1.424	-
321	207.01/1002	Department of Air Transport (DoAT)	12.264	12.264	-
322	207.01/1003	Roads Safety and Transport Authority, MOIC	1.348	1.348	-
323	207.01/1004	Regional Transport Office, RSTA, Phuentsholing	0.516	0.516	-
324	207.01/1005	Regional Transport Office, RSTA, Gelephu	0.303	0.303	-
325	207.01/1006	Regional Transport Office, RSTA, Samdrup Jongkhar	0.129	0.129	-
326	207.01/1007	Department of Information & Technology	3.231	3.231	-
327	207.01/1008	Department of Information & Media	0.464	0.464	-
328	207.01/1009	Bhutan Civil Aviation Authority (BCAA)	2.069	2.069	-
329	207.01/1010	Regional Transport Office. Mongar	0.210	0.210	-
330	207.01/2002	DIT, Ministry of Information and Communicaitons	0.164	0.164	-
331	207.01/2005	Department of Air Transport, Ministry of Information & Communications, Paro	1.478	1.478	-
332	208.01/1001	Ministry of Health Secretariat, Thimphu	2.497	2.497	-
333	208.01/1002	Department of Public Health Services, MoH, Thimphu	2.551	2.551	-
334	208.01/1003	Department of Medical Services, MoH, Thimphu	4.892	4.892	-
335	208.01/1005	Regional Referral Hospital, Mongar	6.021	6.021	-

Sl.No.	Account Number	Operating Unit	Receipts	Remittances	Net
336	208.01/1006	Central Regional Referral Hospital, Gelephu	4.241	4.241	-
337	208.01/1007	Malaria Eradication Program, Gelephu	0.234	0.234	-
338	208.01/1009	Medical Supply Depot, Phuentsholing	0.814	0.814	-
339	208.01/1010	Phuentsholing General Hospital	4.204	4.204	-
340	208.01/1011	Department of Traditional Medicine Services (DTMS), MoH	1.753	1.753	-
341	208.01/1012	Department of Medical Supply and Health Infrastructure (DMSHI)	14.664	14.664	-
342	208.01/2002	HIV AIDS Project, Ministry of Health	0.415	0.415	-
343	208.01/2003	UNFPA Support to reproductive health, Ministry of Health	0.021	0.021	-
344	208.01/2004	RENEW Secretariat, Thimphu	0.027	0.027	-
345	208.01/2005	Vector-Borne Disease Control Programme, Gelephu	0.190	0.190	-
346	208.01/2008	Country Coordination Mechanism, Ministry of Health	0.059	0.059	-
347	208.01/2009	Construction of CRR Hospital, Gelephu, MoH, Thimphu	7.072	7.072	-
348	208.01/2012	TB Control Programme, MoH, Thimphu	0.445	0.445	-
349	208.01/2013	Enhanced Malaria Control Project, Gelephu	0.120	0.120	-
350	208.01/2016	International Assistance, Ministry of Health, Thimphu	0.219	0.219	-
351	208.01/2017	UNICEF Assisted Projects, Ministry of Health, Thimphu	0.145	0.145	-
352	208.01/2022	Reconstruction of 40 bedded Samtse Hospital, Ministry of Health	0.218	0.218	-
353	208.01/2023	Office of the Project Management Team, Global Fund to fight AIDS TB & Malaria, MoH.	0.004	0.004	-
354	208.01/2024	Health Infrastructure Development Division, MoH	5.284	5.284	-
355	208.01/2025	Swiss Red Cross Project	0.069	0.069	-
356	209.01/1001	Ministry Of Education Secretariat, Thimphu	2.502	2.502	-
357	209.01/1002	Department Of Adult and Higher Education, MOE, Thimphu	0.740	0.740	-
358	209.01/1003	Department of School Education, MoE, Thimphu	2.869	2.869	-
359	209.01/1004	Department of Youth, Culture & Sports, MoE, Thimphu	1.833	1.833	-
360	209.01/2001	International Assistance, Ministry of Education, Thimphu	11.473	11.473	-
361	209.01/2002	UNICEF Assisted Project, Ministry of Education, Thimphu	0.202	0.202	-
362	209.01/2003	Scholarship Division, Dept. of Adult & Higher Education, Thimphu	0.659	0.659	-
363	209.01/2007	Save the Children Fund-USA assisted Project	0.028	0.028	-
364	209.01/2008	Deptt. of Youth & Sports, Ministry of Education, Thimphu	0.020	0.020	-
365	210.01/1001	Ministry of Labour & Human Resources Secretariat, Thimphu	1.427	1.427	-
366	210.01/1002	Department of Technical Education, Thimphu	4.211	4.211	-
367	210.01/1003	Department of Occupational Standards, MoLHR, Thimphu	0.482	0.482	-
368	210.01/1004	Department of Labour, MoLHR	1.030	1.030	-
369	210.01/1005	Department of Employment and Human Resources, MoLHR	3.260	3.260	-
370	210.01/1006	Trashi Yangtse Institute for Zorig Chusum	0.884	0.884	-
371	210.01/1007	National Institute for Zorig Chusum, Thimphu.	1.042	1.042	-
372	210.01/1009	Samthang Institute of Automobile Engineering	1.074	1.074	-

Sl.No.	Account Number	Operating Unit	Receipts	Remittances	Net
373	210.01/1010	Vocational Training Institute, Khuruthang, Punakha	0.852	0.852	-
374	210.01/1011	Vocational Training Institute, Rangjung, Trashigang	1.001	1.001	-
375	210.01/1012	Jigme Wangchuk Power Training Institute, Dekiling, Sarpang	1.520	1.520	-
376	210.01/1013	Chumey Vocational Training Institute, Bumthang	0.737	0.737	-
377	210.01/1014	Technical Training Institute, MoLHR, Thimphu	0.374	0.374	-
378	210.01/2006	Department of Technical Education, MoLHR	0.079	0.079	-
379	210.01/2007	Directorate Services, Ministry of Labour and Human Resources	0.009	0.009	-
380	401.01/1001	Dzongkhag Administration, Chhukha	18.353	18.353	-
381	401.01/1002	Phuentsholing Drungkhag	6.003	6.003	-
382	401.01/2001	Dzongkhag Administration, Chukha	0.020	0.020	-
383	401.02/1001	Sampheling Geog, Chhuka	0.538	0.538	-
384	401.03/1001	Bongo Geog, Chhuka	0.421	0.421	-
385	401.04/1001	Chapcha Geog, Chhukha Dzongkhag	0.100	0.100	-
386	401.05/1001	Dungna Geog, Chhukha Dzongkhag	0.141	0.141	-
387	401.06/1001	Gayling Geog, Chhukha Dzongkhag	0.306	0.306	-
388	401.07/1001	Darla Geog, Chhuka	0.582	0.582	-
389	401.08/1001	Getana Geog, Chhukha Dzongkhag	0.158	0.158	-
390	401.09/1001	Jabcho Geog, Chhukha Dzongkhag	0.183	0.183	-
391	401.10/1001	Lokchina Geog, Chhuka	0.218	0.218	-
392	401.11/1001	Metakha Geog, Chhukha Dzongkhag	0.038	0.038	-
393	401.12/1001	Phuentsholing Geog, Chhuka	0.461	0.461	-
394	402.01/1001	Dzongkhag Administration, Haa	10.838	10.838	-
395	402.02/1001	Bjee Geog, Ha Dzongkhag	1.396	1.396	-
396	402.03/1001	Kastho Geog, Ha Dzongkhag	0.083	0.083	-
397	402.04/1001	Sambekha Geog, Ha Dzongkhag	0.080	0.080	-
398	402.05/1001	Sama Geog, Ha Dzongkhag	0.053	0.053	-
399	402.06/1001	Uesu Geog, Ha Dzongkhag	0.298	0.298	-
400	402.07/1001	Gakiling Geog, Haa Dzongkhag	0.196	0.196	-
401	403.01/1001	Dzongkhag Administration, Paro	22.249	22.249	-
402	403.02/1001	Dobshari Geog, Paro Dzongkhag	0.071	0.071	-
403	403.03/1001	Dogar Geog, Paro Dzongkhag	0.130	0.130	-
404	403.04/1001	Dotey Geog, Paro Dzongkhag	0.066	0.066	-
405	403.05/1001	Horey Geog, Paro Dzongkhag	0.036	0.036	-
406	403.06/1001	Lango Geog, Paro Dzongkhag	0.083	0.083	-
407	403.07/1001	Lungni Geog, Paro Dzongkhag	0.084	0.084	-
408	403.08/1001	Naja Geog, Paro Dzongkhag	0.157	0.157	-
409	403.09/1001	Shaba Geog, Paro Dzongkhag	0.196	0.196	-
410	403.10/1001	Tsento Geog, Paro Dzongkhag	0.382	0.382	-
411	403.11/1001	Wangchang Geog, Paro Dzongkhag	0.117	0.117	-

Sl.No.	Account Number	Operating Unit	Receipts	Remittances	Net
412	404.01/1001	Dzongkhag Administration, Samtse	16.987	16.987	-
413	404.01/1002	Sipsu Drungkhag	7.743	7.743	-
414	404.01/1003	Dorokha Drungkhag	2.939	2.939	-
415	404.01/2001	Dzongkhag Administration, Samtse	0.010	0.010	-
416	404.02/1001	Bara Geog, Samtse Dzongkhag	0.245	0.245	-
417	404.03/1001	Biru Geog, Samtse Dzongkhag	0.195	0.195	-
418	404.04/1001	Charghare Geog, Samtse Dzongkhag	0.297	0.297	-
419	404.05/1001	Chengmari Geog, Samtse Dzongkhag	0.188	0.188	-
420	404.06/1001	Denchhukha Geog, Samtse Dzongkhag	0.272	0.272	-
421	404.07/1001	Dorokha Geog, Samtse Dzongkhag	0.407	0.407	-
422	404.08/1001	Dumtoe Geog, Samtse Dzongkhag	0.572	0.572	-
423	404.09/1001	Ghumauney Geog, Samtse Dzongkhag	0.653	0.653	-
424	404.10/1001	Lhahareni Geog, Samtse Dzongkhag	0.505	0.505	-
425	404.11/1001	Tendu Geog, Samtse Dzongkhag	0.418	0.418	-
426	404.12/1001	Nainital Geog, Samtse Dzongkhag	0.095	0.095	-
427	404.13/1001	Pagli Geog, Samtse Dzongkhag	0.433	0.433	-
428	404.14/1001	Samtse Geog, Samtse Dzongkhag	0.162	0.162	-
429	404.15/1001	Sibsu Geog, Samtse Dzongkhag	0.324	0.324	-
430	404.16/1001	Tading Geog, Samtse Dzongkhag	0.598	0.598	-
431	405.01/1001	Dzongkhag Administration, Tsirang	15.102	15.102	-
432	405.02/1001	Beteni Geog, Tsirang Dzongkhag	0.132	0.132	-
433	405.03/1001	Dunglegang Geog, Tsirang Dzongkhag	0.091	0.091	-
434	405.04/1001	Barshong Geog, Tsirang Dzongkhag	0.050	0.050	-
435	405.05/1001	Gosheling Geog, Tsirang Dzongkhag	0.181	0.181	-
436	405.06/1001	Rangthangling Geog, Tsirang Dzongkhag	0.069	0.069	-
437	405.07/1001	Kikhorthang Geog, Tsirang Dzongkhag	0.207	0.207	-
438	405.08/1001	Mendrelgang Geog, Tsirang Dzongkhag	0.147	0.147	-
439	405.09/1001	Patale Geog, Tsirang Dzongkhag	0.172	0.172	-
440	405.10/1001	Phuentenchhu Geog, Tsirang Dzongkhag	0.241	0.241	-
441	405.11/1001	Semjong Geog, Tsirang Dzongkhag	0.117	0.117	-
442	405.12/1001	Tsholingkhar Geog, Tsirang Dzongkhag	0.112	0.112	-
443	405.13/1001	Tsirangtoe Geog, Tsirang Dzongkhag	0.153	0.153	-
444	406.01/1001	Dzongkhag Administration, Dagana	20.086	20.086	-
445	406.01/1002	Lhamoizingkha Dungkhag, Dagana	3.713	3.713	-
446	406.01/2001	Dzongkhag Administration	0.036	0.036	-
447	406.02/1001	Dorona Geog, Dagana Dzongkhag	0.120	0.120	-
448	406.03/1001	Drujeygang Geog, Dagana Dzongkhag	0.186	0.186	-
449	406.04/1001	Gesarling Geog, Dagana Dzongkhag	0.182	0.182	-
450	406.05/1001	Goshi Geog, Dagana Dzongkhag	0.088	0.088	-

Sl.No.	Account Number	Operating Unit	Receipts	Remittances	Net
451	406.06/1001	Kana Geog, Dagana Dzongkhag	0.553	0.553	-
452	406.07/1001	Khebisa Geog, Dagana Dzongkhag	0.246	0.246	-
453	406.08/1001	Lajab Geog, Dagana Dzongkhag	0.121	0.121	-
454	406.09/1001	Tashiding Geog, Dagana Dzongkhag	0.140	0.140	-
455	406.10/1001	Tshendayang Geog, Dagana Dzongkhag	0.119	0.119	-
456	406.11/1001	Tshangkha Geog, Dagana Dzongkhag	0.205	0.205	-
457	406.12/1001	Tseza Geog, Dagana Dzongkhag	0.133	0.133	-
458	406.13/1001	Deorali Geog, Dagana Dzongkhag	0.227	0.227	-
459	406.14/1001	Lhamoizingkha Geog, Dagana Dzongkhag	0.175	0.175	-
460	406.15/1001	Nichula Geog, Dagana Dzongkhag	0.117	0.117	-
461	407.01/1001	Dzongkhag Administration, Punakha	14.516	14.516	-
462	407.02/1001	Chhubu Geog, Punakha Dzongkhag	0.315	0.315	-
463	407.03/1001	Goenshari Geog, Punakha Dzongkhag	0.079	0.079	-
464	407.04/1001	Guma Geog, Punakha Dzongkhag	0.198	0.198	-
465	407.05/1001	Kabjisa Geog, Punakha Dzongkhag	0.092	0.092	-
466	407.06/1001	Lingbukha Geog, Punakha Dzongkhag	0.091	0.091	-
467	407.07/1001	Shengana Geog, Punakha Dzongkhag	0.156	0.156	-
468	407.08/1001	Talo Geog, Punakha Dzongkhag	0.068	0.068	-
469	407.09/1001	Toewang Geog, Punakha Dzongkhag	0.182	0.182	-
470	407.10/1001	Zoma Geog, Punakha Dzongkhag	0.065	0.065	-
471	407.11/1001	Baap Geog, Punakha	0.189	0.189	-
472	407.12/1001	Toebesa Geog, Punakha	0.171	0.171	-
473	408.01/1001	Dzongkhag Administration, Wangdue Phodrang	20.552	20.552	-
474	408.02/1001	Bjena Gewog, Wangdue Phodrang Dzongkhag	0.351	0.351	-
475	408.03/1001	Dangchhu Geog, Wangdue Phodrang Dzongkhag	0.071	0.071	-
476	408.04/1001	Darkar Geog, Wangdue Phodrang Dzongkhag	0.171	0.171	-
477	408.05/1001	Gangtey Geog, Wangdue Phodrang Dzongkhag	0.092	0.092	-
478	408.06/1001	Gasetshogom Geog, Wangdue Phodrang Dzongkhag	0.093	0.093	-
479	408.07/1001	Gasetshowom Geog, Wangdue Phodrang Dzongkhag	0.085	0.085	-
480	408.08/1001	Kashi Geog, Wangdue Phodrang Dzongkhag	0.130	0.130	-
481	408.09/1001	Nahi Geog, Wangdue Phodrang Dzongkhag	0.189	0.189	-
482	408.10/1001	Nisho Geog, Wangdue Phodrang Dzongkhag	0.168	0.168	-
483	408.11/1001	Phangyul Geog, Wangdue Phodrang Dzongkhag	0.114	0.114	-
484	408.12/1001	Phobjee Geog, Wangdue Phodrang Dzongkhag	0.210	0.210	-
485	408.13/1001	Roepa Geog, Wangdue Phodrang Dzongkhag	0.186	0.186	-
486	408.14/1001	Sephu Geog, Wangdue Phodrang Dzongkhag	0.543	0.543	-
487	408.15/1001	Athang Gewog, Wangdue Phodrang Dzongkhag	0.380	0.380	-
488	408.16/1001	Thetshong Geog, Wangdue Phodrang Dzongkhag	0.114	0.114	-
489	409.01/1001	Dzongkhag Administration, Bumthang	13.524	13.524	-

Sl.No.	Account Number	Operating Unit	Receipts	Remittances	Net
490	409.02/1001	Chhoekhor Geog, Bumthang Dzongkhag	0.216	0.216	-
491	409.03/1001	Chhume Geog, Bumthang Dzongkhag	0.158	0.158	-
492	409.04/1001	Tang Geog, Bumthang Dzongkhag	0.112	0.112	-
493	409.05/1001	Ura Geog, Bumthang Dzongkhag	0.077	0.077	-
494	410.01/1001	Dzongkhag Administration, Sarpang	30.870	30.870	-
495	410.01/1002	Dungkhag Administration, Gelephu	0.563	0.563	-
496	410.01/2001	Dzongkhag Administration, Sarpang	0.016	0.016	-
497	410.02/1002	Samtayling Geog, Sarpang Dzongkhag	0.121	0.121	-
498	410.03/1002	Chuzangang Geog, Sarpang Dzongkhag	0.065	0.065	-
499	410.04/1001	Dekiling Geog, Sarpang Dzongkhag	0.233	0.233	-
500	410.05/1001	Doeban Geog, Sarpang Dzongkhag	0.169	0.169	-
501	410.06/1002	Tareything Geog, Sarpang Dzongkhag	0.065	0.065	-
502	410.07/1002	Gelephu Geog, Sarpang Dzongkhag	0.185	0.185	-
503	410.08/1001	Hilley Geog, Sarpang Dzongkhag	0.476	0.476	-
504	410.09/1002	Jigmechoeling Geog, Sarpang Dzongkhag	0.276	0.276	-
505	410.10/1002	Umling Gewog, Sarpang Dzongkhag	0.140	0.140	-
506	410.11/1001	Singhi Geog, Sarpang Dzongkhag	0.208	0.208	-
507	410.12/1001	Sarpangtar Geog, Sarpang Dzongkhag	0.106	0.106	-
508	410.13/1002	Sershong Geog, Sarpang Dzongkhag	0.082	0.082	-
509	411.01/1001	Dzongkhag Administration, Zhemgang	9.123	9.123	-
510	411.01/1003	Panbang Dungkhag	3.072	3.072	-
511	411.02/1001	Bardo Geog, Zhemgang Dzongkhag	0.699	0.699	-
512	411.03/1002	Bjoka Gewog, Panbang Dungkhag	0.187	0.187	-
513	411.04/1001	Nangkor Geog, Zhemgang Dzongkhag	1.106	1.106	-
514	411.05/1002	Ngangla Gewog	0.238	0.238	-
515	411.06/1002	Phangkhar Gewog	0.188	0.188	-
516	411.07/1001	Shingkar Geog, Zhemgang Dzongkhag	0.760	0.760	-
517	411.08/1001	Trong Geog, Zhemgang Dzongkhag	0.189	0.189	-
518	411.09/1002	Goshing Gewog, Panbang Dungkhag	0.241	0.241	-
519	412.01/1001	Dzongkhag Administration, Trongsa	11.760	11.760	-
520	412.02/1001	Dragteng Geog, Trongsa Dzongkhag	0.079	0.079	-
521	412.03/1001	Korphu Geog, Trongsa Dzongkhag	0.100	0.100	-
522	412.04/1001	Langthel Geog, Trongsa Dzongkhag	0.176	0.176	-
523	412.05/1001	Nubi Geog, Trongsa Dzongkhag	0.272	0.272	-
524	412.06/1001	Tangsibji Geog, Trongsa Dzongkhag	0.074	0.074	-
525	413.01/1001	Dzongkhag Administration, Lhuentse	15.185	15.185	-
526	413.01/2003	Commercial Agriculture & Resilient Enhancement Programme (CARLEP)	0.151	0.151	-
527	413.02/1001	Gangzur Geog, Lhuentse Dzongkhag	0.234	0.234	-
528	413.03/1001	Jarey Geog, Lhuentse Dzongkhag	0.300	0.300	-

Sl.No.	Account Number	Operating Unit	Receipts	Remittances	Net
529	413.04/1001	Khoma Geog, Lhuentse Dzongkhag	0.535	0.535	-
530	413.05/1001	Kurtoe Geog, Lhuentse Dzongkhag	0.316	0.316	-
531	413.06/1001	Minjay Geog, Lhuentse Dzongkhag	0.190	0.190	-
532	413.07/1001	Menbi Geog, Lhuentse Dzongkhag	0.429	0.429	-
533	413.08/1001	Metsho Geog, Lhuentse Dzongkhag	0.116	0.116	-
534	413.09/1001	Tshenkhar Geog, Lhuentse Dzongkhag	0.203	0.203	-
535	414.01/1001	Dzongkhag Administration, Mongar	21.638	21.638	-
536	414.01/1002	Office of the Gyaltshab	0.115	0.115	-
537	414.01/2003	CARLEP,Dzongkhag Administration, Mongar	0.098	0.098	-
538	414.02/1001	Balam Geog, Mongar Dzongkhag	0.155	0.155	-
539	414.03/1001	Chali Geog, Mongar Dzongkhag	0.165	0.165	-
540	414.04/1001	Chaskhar Geog, Mongar Dzongkhag	0.222	0.222	-
541	414.05/1001	Dramtse Geog, Mongar Dzongkhag	0.172	0.172	-
542	414.06/1001	Drepong Geog, Mongar Dzongkhag	0.077	0.077	-
543	414.07/1001	Gongdue Geog, Mongar Dzongkhag	0.091	0.091	-
544	414.08/1001	Jurmey Geog, Mongar Dzongkhag	0.204	0.204	-
545	414.09/1001	Kengkhar Geog, Mongar Dzongkhag	0.150	0.150	-
546	414.10/1001	Mongar Geog, Mongar Dzongkhag	0.282	0.282	-
547	414.11/1001	Natshang Geog, Mongar Dzongkhag	0.158	0.158	-
548	414.12/1001	Saleng Geog, Mongar Dzongkhag	0.199	0.199	-
549	414.13/1001	Sherimung Geog, Mongar Dzongkhag	0.201	0.201	-
550	414.14/1001	Silambi Geog, Mongar Dzongkhag	0.180	0.180	-
551	414.15/1001	Thangrong Geog, Mongar Dzongkhag	0.175	0.175	-
552	414.16/1001	Tsakaling Geog, Mongar Dzongkhag	0.183	0.183	-
553	414.17/1001	Tsamang Geog, Mongar Dzongkhag	0.106	0.106	-
554	414.18/1001	Narang Geog, Mongar Dzongkhag	0.084	0.084	-
555	415.01/1001	Dzongkhag Administration, Pema Gatshel	13.317	13.317	-
556	415.01/1002	Nganglam Drungkhag	2.073	2.073	-
557	415.01/2003	CARLEP,P/Gatshel	0.165	0.165	-
558	415.02/1001	Chongshing Gewog, Pema Gatshel Dzongkhag	0.172	0.172	-
559	415.03/1001	Chhimung Geog, Pema Gatshel Dzongkhag	0.164	0.164	-
560	415.04/1001	Dungme Geog, Pema Gatshel Dzongkhag	0.049	0.049	-
561	415.05/1001	Khar Geog, Pema Gatshel Dzongkhag	0.060	0.060	-
562	415.06/1001	Shumar geog, Pema Gatshel Dzongkhag	0.372	0.372	-
563	415.07/1001	Yurung Geog, Pema Gatshel Dzongkhag	0.066	0.066	-
564	415.08/1001	Zobel Geog, Pema Gatshel Dzongkhag	0.081	0.081	-
565	415.09/1001	Decheling Gewog, Nganglam Dungkhag	0.561	0.561	-
566	415.10/1001	Norbugang Gewog, Nganglam Dungkhag	0.079	0.079	-
567	415.11/1001	Nanong Gewog, Pemagatshel Dzongkhag	0.202	0.202	-

Sl.No.	Account Number	Operating Unit	Receipts	Remittances	Net
568	415.12/1001	Chokoring Gewog, Nganglam Dzungkhag	0.265	0.265	-
569	416.01/1001	Dzongkhag Administration, Samdrup Jongkhar	10.346	10.346	-
570	416.01/1002	Samdrupcholing Dzungkhag	4.138	4.138	-
571	416.01/1003	Jomotshangkha Dzungkhag	2.378	2.378	-
572	416.01/2003	CARLEP,S/Jongkhar	0.115	0.115	-
573	416.02/1001	Phuntshothang Geog, Samdrup Jongkhar Dzongkhag	0.340	0.340	-
574	416.03/1001	Pemethang Geog, Samdrup Jongkhar Dzongkhag	0.251	0.251	-
575	416.04/1001	Gomdar Geog, Samdrup Jongkhar Dzongkhag	0.216	0.216	-
576	416.05/1001	Wangphu Geog, S/Jongkhar Dzongkhag	0.270	0.270	-
577	416.06/1001	Langchenphu Geog, Samdrup Jongkhar Dzongkhag	0.122	0.122	-
578	416.07/1001	Lauri Geog, Samdrup Jongkhar Dzongkhag	0.629	0.629	-
579	416.08/1001	Martshala Geog, Samdrup Jongkhar Dzongkhag	0.399	0.399	-
580	416.09/1001	Deothang Geog, S/Jongkhar Dzongkhag	0.185	0.185	-
581	416.10/1001	Orong Geog, Samdrup Jongkhar Dzongkhag	0.279	0.279	-
582	416.11/1001	Samrang Geog, Samdrup Jongkhar Dzongkhag	0.072	0.072	-
583	416.12/1001	Serthi Geog, Samdrup Jongkhar Dzongkhag	0.762	0.762	-
584	417.01/1001	Dzongkhag Administration, Trashigang	19.119	19.119	-
585	417.01/1002	Sakteng Dzungkhag, Tashigang	1.411	1.411	-
586	417.01/1003	Thrimshing Dzungkhag, Tashigang	1.995	1.995	-
587	417.01/1004	Wamrong Dzungkhag, Tashigang	3.147	3.147	-
588	417.01/2003	CARLEP,Trashigang	0.108	0.108	-
589	417.02/1001	Bartsham Geog, Trashigang Dzongkhag	0.051	0.051	-
590	417.03/1001	Bidung Geog, Trashigang Dzongkhag	0.147	0.147	-
591	417.04/1001	Kanglung Geog, Trashigang Dzongkhag	0.093	0.093	-
592	417.05/1001	Kangpara Geog, Trashigang Dzongkhag	0.426	0.426	-
593	417.06/1001	Khaling Geog, Trashigang Dzongkhag	0.321	0.321	-
594	417.07/1001	Lumang Geog, Trashigang Dzongkhag	0.226	0.226	-
595	417.08/1001	Merak Geog, Trashigang Dzongkhag	0.119	0.119	-
596	417.09/1001	Yangneer Geog, Trashigang Dzongkhag	0.350	0.350	-
597	417.10/1001	Phongmey Geog, Trashigang Dzongkhag	0.095	0.095	-
598	417.11/1001	Radhi Geog, Trashigang Dzongkhag	0.130	0.130	-
599	417.12/1001	Sakten Geog, Trashigang Dzongkhag	0.085	0.085	-
600	417.13/1001	Samkhar Geog, Trashigang Dzongkhag	0.177	0.177	-
601	417.14/1001	Shongphu Geog, Trashigang Dzongkhag	0.118	0.118	-
602	417.15/1001	Thrimshing Geog, Trashigang Dzongkhag	0.126	0.126	-
603	417.16/1001	Uzarong Geog, Trashigang Dzongkhag	0.130	0.130	-
604	418.01/1001	Dzongkhag Administration, Thimphu	8.383	8.383	-
605	418.01/1002	Lingzhi Drungkhag	0.804	0.804	-
606	418.02/1001	Soe Geog, Thimphu Dzongkhag	0.058	0.058	-

Sl.No.	Account Number	Operating Unit	Receipts	Remittances	Net
607	418.03/1001	Chang Geog, Thimphu Dzongkhag	0.104	0.104	-
608	418.04/1001	Dagala Geog, Thimphu Dzongkhag	0.130	0.130	-
609	418.05/1001	Gayney Geog, Thimphu Dzongkhag	0.080	0.080	-
610	418.06/1001	Kawang Geog, Thimphu Dzongkhag	0.163	0.163	-
611	418.07/1001	Lingshi Geog, Thimphu Dzongkhag	0.052	0.052	-
612	418.08/1001	Mewang Geog, Thimphu Dzongkhag	0.128	0.128	-
613	418.09/1001	Naro Geog, Thimphu Dzongkhag	0.036	0.036	-
614	419.01/1002	Gasa DZongkhag	6.895	6.895	-
615	419.02/1002	Geonkhamed Gewog	0.101	0.101	-
616	419.03/1002	Geonkhatoed Gewog	0.095	0.095	-
617	419.04/1002	Laya Gewog	0.146	0.146	-
618	419.05/1002	Lunana Gewog	0.167	0.167	-
619	420.01/1001	Dzongkhag Administration, Trashi Yangtse	13.427	13.427	-
620	420.01/2002	MAGIP Project, Trashiyangtse Dzongkhag	0.002	0.002	-
621	420.01/2003	CARLEP,T/Yangtse	0.248	0.248	-
622	420.02/1001	Bumdiling Gewog, Trashi Yangtse Dzongkhag	0.163	0.163	-
623	420.03/1001	Jamkhar Gewog, Trashi Yangtse Dzongkhag	0.118	0.118	-
624	420.04/1001	Khamdang Gewog, Trashi Yangtse Dzongkhag	0.159	0.159	-
625	420.05/1001	Ramjar Gewog, Trashi Yangtse Dzongkhag	0.109	0.109	-
626	420.06/1001	Toetsho Gewog, Trashi Yangtse Dzongkhag	0.173	0.173	-
627	420.07/1001	Tongshang Gewog, Trashi Yangtse Dzongkhag	0.090	0.090	-
628	420.08/1001	Yalang Gewog, Trashi Yangtse Dzongkhag	0.068	0.068	-
629	420.09/1001	Yangtse Gewog, Trashi Yangtse Dzongkhag	0.277	0.277	-
Total			1,090.995	1,090.995	-

SCHEDULE 7: SCHEDULE OF RECOVERIES AND REMITTANCES FOR THE FISCAL YEAR 2017-18

Sl.No.	Account Number	Operating Unit	Recoveries	Remittances	Net
1	101.01/1001	His Majestys Secretariat, Thimphu	3.232	3.232	-
2	102.01/1001	Secretariat of His Majesty the Fourth Druk Gyalpo	1.646	1.646	-
3	103.01/1001	National Assembly of Bhutan, Thimphu	18.267	18.206	0.060
4	104.01/1001	National Council Secretariat, Thimphu	11.997	11.997	-
5	105.01/1001	Central Monastic Secretariat, Thimphu	3.846	3.846	-
6	105.01/1002	Central Monk Bodies (Rabdey), CRA, Thimphu	0.491	0.491	-
7	105.01/1003	HM Secretariat, Council for Religious Affairs	1.548	1.548	-
8	105.01/2001	Religion & Health Project, Central Monastic Secretariat, Thimphu	0.125	0.125	-
9	105.01/2002	Dratshang Lhentshog, Thimphu	0.007	0.007	-
10	106.01/1001	High Court, Thimphu	5.120	5.120	-
11	106.01/1002	District Court, Thimphu	6.602	6.602	-
12	106.01/1003	District Court, Trashigang	1.107	1.121	-0.014
13	106.01/1004	District Court, Wangdue Phodrang	1.983	1.983	-
14	106.01/1005	District Court, Punakha	1.045	1.045	-
15	106.01/1006	District Court, Sarpang	1.071	1.071	-
16	106.01/1007	District Court, Tsirang	1.133	1.133	-
17	106.01/1008	District Court, Paro	2.837	2.837	-
18	106.01/1009	District Court, Chhukha	1.221	1.221	-
19	106.01/1010	District Court, Samtse	1.646	1.646	-
20	106.01/1011	District Court, Samdrup Jongkhar	1.179	1.179	-
21	106.01/1012	District Court, Mongar	1.595	1.595	-
22	106.01/1013	District Court, Haa	1.190	1.190	-
23	106.01/1014	District Court, Trongsa	1.299	1.299	-
24	106.01/1015	District Court, Zhemgang	1.039	1.039	-
25	106.01/1016	District Court, Dagana	1.452	1.452	-
26	106.01/1017	District Court, Lhuentse	0.823	0.823	-
27	106.01/1018	District Court, Pema Gatshel	1.195	1.195	-
28	106.01/1019	District Court, Bumthang	1.935	1.935	-
29	106.01/1021	District Court, Trashy Yangtse	1.716	1.728	-0.012
30	106.01/1022	Dungkhag Court, Phuentsholing	1.791	1.791	-
31	106.01/1023	Dungkhag Court, Wamrong	0.961	0.961	-
32	106.01/1024	Dungkhag Court, Gelephu	1.782	1.782	-
33	106.01/1025	Drungkhag Court, Lhamoi Zhingka	0.684	0.684	-
34	106.01/1026	Drungkhag Court, Dorokha	0.650	0.650	-
35	106.01/1027	Drungkhag Court, Sipsoo	0.850	0.850	-

Sl.No.	Account Number	Operating Unit	Recoveries	Remittances	Net
36	106.01/1029	Drungkhag Court, Thrimshing	0.539	0.539	-
37	106.01/1030	Drungkhag Court, Nanglam	0.869	0.869	-
38	106.01/1031	Drungkhag Court, Weringla	0.456	0.456	-
39	106.01/1032	Drungkhag Court, Lingshi	1.242	1.242	-
40	106.01/1033	Drungkhag Court, Jomotsangkha	0.437	0.437	-
41	106.01/1034	Drungkhag Court, Samdrupcholing	0.539	0.539	-
42	106.01/1035	Drungkhag Court, Sakteng	0.795	0.795	-
43	106.01/1036	Drungkhag Court, Sombaykha	0.454	0.454	-
44	106.01/1037	Supreme Court	7.697	7.697	-
45	106.01/1039	District Court Gasa	1.265	1.329	-0.064
46	106.01/1040	Panbang Dungkhag Court	0.505	0.505	-
47	106.01/2001	Supreme Court, Thimphu	0.114	0.114	-
48	107.01/1001	Royal Civil Service Commission, Thimphu	11.074	11.074	-
49	108.01/1001	Anti-Corruption Commission	13.640	13.640	-
50	109.01/1001	Election Commissioner Office, Thimphu	8.043	8.100	-0.056
51	110.01/1001	Royal Audit Authority, Thimphu	20.204	20.204	-
52	110.01/1002	Regional Royal Audit Authority (East), S/ Jongkhar	3.921	3.921	-
53	110.01/1003	Regional Royal Audit Authority (Central), Bumthang	3.453	3.453	-
54	110.01/1004	Regional Royal Audit Authority (West), Tsirang	4.520	4.520	-
55	110.01/1005	Office of Assistant Auditor General - Western Region	2.468	2.468	-
56	111.01/1001	Cabinet Secretariat, Thimphu	6.870	6.870	-
57	111.01/2003	G2C, Automate G2C and G2B	0.004	0.004	-
58	112.01/1001	Office of Legal Affairs, Thimphu	6.807	6.807	-
59	113.01/1001	Bhutan Olympic Committee, Thimphu	2.430	2.430	-
60	114.01/1001	Dzongkha Development Commission, Thimphu	3.505	3.505	-
61	115.01/1001	National Land Commission, Thimphu	21.232	21.232	-
62	116.01/1001	Centre for Bhutan Studies, Thimphu	2.355	2.355	-
63	117.01/1001	GNH Commission Secretariat, Thimphu	7.548	7.548	-
64	117.01/2007	Gross National Happiness Commission Secretariat, Thimphu	0.005	0.005	-
65	118.01/1001	National Environment Commission, Thimphu.	5.995	5.995	-
66	118.01/2004	Green-House Gas Project, NEC, Thimphu	3.073	3.073	-
67	119.01/1001	Royal Institute of Management, Semtokha	7.969	7.969	-
68	120.01/1011	Institute of Language and Culture Studies, Taktse	4.039	4.039	-
69	120.01/1012	College of Social Sciences, Gyalpozhing	1.891	1.891	-

Sl.No.	Account Number	Operating Unit	Recoveries	Remittances	Net
70	120.01/1013	College of Advanced Studies, Yongphula	0.995	0.995	-
71	121.01/1001	National Statistical Bureau, Thimphu	4.251	4.251	-
72	122.01/1001	Bhutan Narcotic Control Agency, Thimphu	2.710	2.710	-
73	123.01/1001	Bhutan InfoComm & Media Authority, Thimphu	3.337	3.337	-
74	124.01/1001	Thimphu Thromdey Schools, City Corporation, Thimphu	88.336	88.336	-
75	124.01/1002	Phuentsholing Thromde School	18.709	18.709	-
76	124.01/1003	Samdrup Jongkhar Thromde Schools	7.984	7.984	-
77	124.01/1004	Gelephu Thromde Schools	12.614	12.802	-0.188
78	125.01/1001	Drug Regulatory Authority	2.958	2.958	-
79	126.01/1001	Tourism Council of Bhutan	4.781	4.781	-
80	126.01/1002	HTMTI-Construction Project	0.124	0.124	-
81	126.01/1003	Royal Institute for Tourism & Hospitality	4.487	4.487	-
82	127.01/1001	National Commission for Women & Children	2.023	2.023	-
83	128.01/1001	Royal Education Council	6.246	6.246	-
84	129.01/1001	Bhutan Council for School Examination and Assessment	4.811	4.859	-0.047
85	130.01/1001	Royal Privy Council, Thimphu.	1.488	1.488	-
86	131.01/1001	Bhutan Standards Bureau	5.816	5.816	-
87	132.01/1002	University of Medical Sciences	7.353	7.353	-
88	133.01/1001	Jigme Singye Wangchuk school of Law, Taba, Thimphu	2.748	2.748	-
89	134.01/1001	Bhutan National Legal Institute	2.329	2.329	-
90	135.01/1001	Civil Society Organization Authority	0.601	0.601	-
91	136.01/1001	Jigme Dorji Wangchuck National Referral Hospital	103.634	103.634	-
92	137.01/1001	Construction Development Authority	2.894	2.894	-
93	138.01/1001	Bhutan Health Trust Fund	0.266	0.266	-
94	139.01/1001	National Center for Hydrology and Meteoroolgy	11.492	11.492	-
95	139.01/2001	National Center for Hydrology & Meteorology, Thimphu	2.205	2.205	-
96	140.01/1001	Bhutan Medical and Health Council	1.066	1.066	-
97	201.01/1001	Ministry of Home and Cultural Affairs, Thimphu	5.183	5.183	-
98	201.01/1002	Department of Civil Registration & Census, MoHCA, Thimphu	4.025	4.025	-
99	201.01/1003	Department of Culture, MoHCA, Thimphu	20.331	20.331	-
100	201.01/1004	Department of Local Governance, MoHCA	2.050	2.050	-
101	201.01/1005	Department of Immigration, MoHCA, Thimphu	8.287	8.287	-
102	201.01/1006	Department of Disaster Management, MoHCA, Thimphu	2.277	2.277	-
103	201.01/1007	Royal Bhutan Police, HQ	129.736	129.736	-

Sl.No.	Account Number	Operating Unit	Recoveries	Remittances	Net
104	201.01/1011	Regional Immigration Office, MoHCA, Gelephu	2.848	2.848	-
105	201.01/1012	Regional Immigration Office, MoHCA, Phuentsholing	4.074	4.074	-
106	201.01/1013	Regional Immigration Office, MoHCA, Samdrup Jongkhar	3.044	3.044	-
107	201.01/1014	Regional Immigration Office, MoHCA, Samtse	2.177	2.177	-
108	201.01/1015	National Museum, Paro	2.142	2.142	-
109	201.01/1016	The Tower of Trongsa Museum, Ta Dzong, Trongsa	0.538	0.538	-
110	201.01/1018	Royal Bhutan Police, Phuentsholing	36.379	36.379	-
111	201.01/1019	Royal Bhutan Police, Samdrup Jongkhar	35.664	35.664	-
112	201.01/1020	Royal Bhutan Police, Samtse	24.490	24.490	-
113	201.01/1021	Royal Bhutan Police, Gelephu	33.984	33.984	-
114	201.01/1022	Jail Services, Royal Bhutan Police	20.810	20.810	-
115	201.01/1023	Fire Fighting Services, Royal Bhutan Police	6.421	6.421	-
116	201.01/1024	Royal Bhutan Police, Tsirang	16.199	16.199	-
117	201.01/1025	Royal Bhutan Police, Trongsa	8.029	8.029	-
118	201.01/1026	Royal Bhutan Police, Trasgigang	14.678	14.678	-
119	201.01/1027	Royal Bhutan Police, Mongar	16.707	16.707	-
120	201.01/1028	Royal Bhutan Police, Training Centre- Jigmeling (Sarpang)	16.553	16.553	-
121	201.01/1029	Royal Bhutan Police, Training Centre-Tashigatshel (Chukha)	20.129	20.129	-
122	201.01/1030	Royal Bhutan Police, Paro	16.117	16.117	-
123	201.01/1031	Royal Bhutan Police, Punakha	15.894	15.894	-
124	201.01/1032	Royal Bhutan Police, Wangdue Phodrang	13.447	13.447	-
125	201.01/1033	Royal Bhutan Police, Bumthang	7.740	7.740	-
126	201.01/1034	Royal Bhutan Police, Division XIV, Trashiyangtse	7.166	7.166	-
127	201.01/1035	The Department of Law and Order, MoHCA	1.895	1.895	-
128	201.01/2001	Disaster Mgt. Division, MoHCA, Thimphu	0.005	0.005	-
129	201.01/2003	Daga Tashiyangtse Dzong Conservation Project	-	0.014	-0.014
130	201.01/2013	Pemagatshel Dzong Construction Project, Ministry of Home and Cultural Affairs	0.869	0.869	-
131	201.01/2015	Local Governance Sustainable Development Program (LGSDP), MOHCA	0.044	0.044	-
132	201.01/2017	Wangduephodrang Dzong Reconstruction Project	2.031	2.031	-
133	201.01/2018	Trashigang Dzong Conservation Project	0.478	0.478	-
134	201.01/2020	Phajoding Lhakhang Conservation Project	0.063	0.063	-
135	201.01/2021	Gasa Dzong Conservation Project, Department of Culture, MoHCA	0.197	0.197	-

Sl.No.	Account Number	Operating Unit	Recoveries	Remittances	Net
136	201.01/2022	Construction of Sarpang Dzong, Department of Culture, MoHCA	0.117	0.117	-
137	201.01/2023	Drukgyel Dzong Conservation Project, Paro Dzong	0.623	0.623	-
138	202.01/1001	Ministry of Finance Secretariat, Thimphu	6.664	6.664	-
139	202.01/1002	Department of Public Accounts	2.936	2.936	-
140	202.01/1003	Department of National Budget, Ministry of Finance, Thimphu	3.181	3.181	-
141	202.01/1004	Department of Revenue and Customs, Ministry of Finance, Thimphu	6.374	6.374	-
142	202.01/1005	Department of National Properties, MoF, Thimphu	30.500	30.500	-
143	202.01/1007	Regional Revenue & Customs Office, Thimphu	7.895	7.895	-
144	202.01/1008	Regional Revenue & Customs Office, P/ling	14.379	14.379	-
145	202.01/1009	Regional Revenue & Customs, Gelephu	7.081	7.081	-
146	202.01/1010	Regional Revenue & Customs Office, S/ Jongkhar	7.963	7.963	-
147	202.01/1011	Regional Revenue & Customs Office, Samtse	6.723	6.723	-
148	202.01/1012	Regional Revenue & Customs Office, Paro	8.930	8.930	-
149	202.01/1013	Regional Revenue & Customs Office, Mongar	2.523	2.523	-
150	202.01/1014	Regional Revenue & Customs Office, MoF, Bumthang	3.297	3.297	-
151	202.01/1018	HM Secretariat, Ministry of Finance	3.453	3.453	-
152	202.01/1019	Liaison and Transit Office Customs, Kolkata	1.524	1.524	-
153	202.01/1020	Department of Macroeconomic Affairs, MoF	3.053	3.053	-
154	203.01/1001	Ministry of Foreign Affairs, Thimphu	12.655	13.730	-1.075
155	203.01/1002	Permanent Mission of Bhutan, Ministry of Foreign Affairs, New York, USA	0.287	0.287	-
156	203.01/1003	Permanent Mission of Bhutan, Ministry of Foreign Affairs, Geneva, Switzerland	0.461	0.461	-
157	203.01/1004	Royal Bhutanese Embassy, Ministry of Foreign Affairs, New Delhi, India	0.914	0.914	-
158	203.01/1005	Royal Bhutanese Embassy, Ministry of Foreign Affairs, Dhaka, Bangladesh	0.633	0.633	-
159	203.01/1006	Royal Bhutanese Embassy, Ministry of Foreign Affairs, Kuwait	0.184	0.184	-
160	203.01/1007	Royal Bhutanese Embassy, Ministry of Foreign Affairs, Bangkok, Thailand	1.120	1.120	-
161	203.01/1008	Royal Bhutanese Consulate, Ministry of Foreign Affairs, Kolkotta, India	1.528	1.528	-
162	203.01/1009	Royal Bhutanese Embassy, Brussels, Belgium	0.372	0.372	-
163	204.01/1001	Ministry of Agriculture and Forests Secretariat	9.793	9.793	-
164	204.01/1002	Department of Agriculture, MoA, Thimphu	9.776	9.776	-
165	204.01/1003	Department of Livestock, MoA, Thimphu	4.929	4.929	-

Sl.No.	Account Number	Operating Unit	Recoveries	Remittances	Net
166	204.01/1004	Department of Forests and Park Services, MOA, Thimphu	6.150	6.150	-
167	204.01/1006	Bhutan Agriculture & Food Regulatory Authority (BAFRA), MoA, Thimphu	19.244	19.244	-
168	204.01/1007	National Biodiversity Centre, Serbithang	5.162	5.162	-
169	204.01/1008	Agriculture Machinery Centre, Paro	6.708	6.708	-
170	204.01/1009	Post Harvest Unit, MOA, Paro	3.414	3.414	-
171	204.01/1010	Central Machinery Unit, MOA, Bumthang	8.685	8.685	-
172	204.01/1011	National Plant Protection Center, Semtokha	3.298	3.298	-
173	204.01/1012	National Soil Service Centre, Semtokha	4.911	4.911	-
174	204.01/1013	National Center for Animal Health, Serbithang	4.255	4.255	-
175	204.01/1014	National Research and Development Centre for Aquaculture (NRDCA)	2.024	2.024	-
176	204.01/1015	National Horse & Brown Swiss Cross Breeding Program, Bumthang	0.651	0.651	-
177	204.01/1016	National Livestock Breeding Programme, Yusipang	3.972	3.972	-
178	204.01/1017	National Feed & Fodder Development Programme, Bumthang	2.712	2.712	-
179	204.01/1018	Regional Livestock Development Centre	1.715	1.715	-
180	204.01/1019	Regional Poultry Breeding Centre, Paro	0.990	0.990	-
181	204.01/1020	National Pig Breeding Centre, Wangchutaba	1.332	1.332	-
182	204.01/1021	National Sheep Breeding Farm, Bumthang	0.492	0.491	0.001
183	204.01/1022	Brown Swiss Farm, Bumthang	1.475	1.673	-0.198
184	204.01/1023	National Jersey Breeding Farm, Samtse	1.190	1.190	-
185	204.01/1024	Regional Livestock Development Centre, DoL, MoA, Zhemgang	2.597	2.597	-
186	204.01/1025	Regional Veterinary Laboratory, Tsimalakha	2.864	2.864	-
187	204.01/1026	National Poultry Breeding Farm, Sarpang	2.513	2.513	-
188	204.01/1027	Regional Veterinary Laboratory, Kanglung	3.760	3.760	-
189	204.01/1028	Livestock Central Store, Phuntsholing	0.740	0.740	-
190	204.01/1029	Cold Water Fish Culture Centre (CWFCC), Haa	2.138	2.138	-
191	204.01/1030	Calf Rearing Centre, Wangkha, Chhukha	0.799	0.799	-
192	204.01/1031	Regional Livestock Breeding Centre, Lingmithang	1.700	1.700	-
193	204.01/1032	Regional Mithun Breeding Farm, Arong	0.537	0.537	-
194	204.01/1033	National Nublang Farm, Tashiyangphu	0.953	0.953	-
195	204.01/1034	Regional Mithun Breeding Farm, Zhemgang	0.922	0.922	-
196	204.01/1035	Divisional Forest Office, Zhemgang	5.249	5.249	-
197	204.01/1036	Sakten Wildlife Sanctuary, Trashigang	3.581	4.311	-0.730
198	204.01/1037	Jigme Singye Wangchuk National Park, Trongsa	4.511	4.511	-

Sl.No.	Account Number	Operating Unit	Recoveries	Remittances	Net
199	204.01/1038	Bumdeling Wildlife Sanctuary, Trashi Yangtse	4.464	4.464	-
200	204.01/1039	Jigme Dorji National Park, Gasa	9.340	9.340	-
201	204.01/1040	Royal Manas National Park, Gelephu	6.059	6.059	-
202	204.01/1041	Thrumshingla National Park, Ura, Bumthang	5.183	5.183	-
203	204.01/1042	Divisional Forest Office, Gedu	7.156	7.162	-0.006
204	204.01/1043	Divisional Forest Office, Wangdue Phodrang	12.952	12.952	-
205	204.01/1044	Divisional Forest Office, Thimphu	10.335	10.335	-
206	204.01/1045	Forestry Services Division, Trashigang	7.977	7.977	-
207	204.01/1046	Divisional Forest Office, Samtse	9.489	9.489	-
208	204.01/1047	Divisional Forest Office, S/Jongkhar	3.653	3.673	-0.020
209	204.01/1048	Divisional Forest Office, Paro	11.885	11.885	-
210	204.01/1049	Divisional Forest Office, Mongar	8.425	8.425	-
211	204.01/1050	Forestry Services Division, Sarpang	7.976	7.976	-
212	204.01/1051	Divisional Forest Office, Tsirang	5.539	5.539	-
213	204.01/1052	Divisional Forest Office, Bumthang	7.201	7.201	-
214	204.01/1053	Forest Resources Dev. Division, Thimphu	2.092	2.092	-
215	204.01/1054	Wangchuck Centennial Park, Bumthang	4.907	4.932	-0.025
216	204.01/1056	RNR-Research Centre, Bajo	7.552	7.601	-0.049
217	204.01/1057	RNR-Research Centre, Jakar, Bumthang	3.395	3.395	-
218	204.01/1058	RNR-Research Centre, Yusipang	4.060	4.060	-
219	204.01/1059	RNRRC, Wengkhari	8.671	8.671	-
220	204.01/1060	National Seed Centre, Paro	0.003	0.003	-
221	204.01/1061	Rural Development Training Centre	2.064	2.064	-
222	204.01/1062	National Pig Breeding Centre, Gelephu	1.413	1.413	-
223	204.01/1063	Regional Fish Seed Production Centre, Bhangtar	0.639	0.639	-
224	204.01/1064	RNR -RDC Bhur, Gelephu	4.331	4.331	-
225	204.01/1065	Regional Marketing Officer and The Accountant	1.082	1.082	-
226	204.01/1066	Phibsoo Wildlife Sanctuary, Sarpang	4.436	4.436	-
227	204.01/1068	Jigme Khesar Strict Nature Reserve	3.216	3.216	-
228	204.01/1069	Divisional Forest Office, Pemagatshel	5.049	5.049	-
229	204.01/1070	Divisional Forest Office, Dagana	5.260	5.260	-
230	204.01/1071	Regional Agriculture & Marketing Co-Operative (RAMCO Gelephu)	0.588	0.588	-
231	204.01/1072	Jomotshangkha Wildlife Sanctuary, Samdrupjongkhar	2.997	2.997	-
232	204.01/1073	Native Poultry Breeding Center, Sertsam Lhuntse, Department of Livestock, Ministry of Agriculture and Forest	0.979	0.979	-
233	204.01/2007	GOI & AMMEPP Projects, MoA, Thimphu	2.532	2.532	-

Sl.No.	Account Number	Operating Unit	Recoveries	Remittances	Net
234	204.01/2013	S/thening of Livestock Dev. Initiative, DoL	0.040	0.040	-
235	204.01/2016	Ugyen Wangchuck Institute for Conservation and Environment	9.131	9.131	-
236	204.01/2024	Royal Manas National Park, Gelephu	0.038	0.038	-
237	204.01/2027	Rural Livelihood Project, Zhemgang	0.778	0.778	-
238	204.01/2038	Wildlife Conservation Division, MoAF, Thimphu	3.431	3.431	-
239	204.01/2041	The Policy and Planning Division Ministry of Agriculture and Forests Thimphu.	0.010	0.010	-
240	204.01/2042	AFD, MoAF (REDD + Readiness Project)	0.015	0.015	-
241	204.01/2043	CARLEP, Mongar	0.713	0.713	-
242	204.01/2048	Directorate Services(PMU), MoAF	0.002	0.002	-
243	205.01/1001	Secretariat Services, Thimphu	9.274	9.299	-0.026
244	205.01/1002	Department of Trade, Thimphu	5.674	5.674	-
245	205.01/1003	Department of Geology & Mines, Thimphu	15.630	15.630	-
246	205.01/1005	Department of Industry, Thimphu	4.098	4.098	-
247	205.01/1006	Regional Trade & Industry Office, Trongsa	1.358	1.358	-
248	205.01/1007	Regional Trade & Industry Office, Phuentsholing	0.800	0.800	-
249	205.01/1008	Regional Trade & Industry Office, Gelephu	1.238	1.238	-
250	205.01/1009	Regional Trade & Industry Office, Samdrup Jongkhar	1.154	1.154	-
251	205.01/1010	Regional Trade & Industry Office, Mongar	0.811	0.811	-
252	205.01/1011	Department of Geology & Mines (Deposit Works), Thimphu	-	0.009	-0.009
253	205.01/1012	Department of Cottage & Small Industries, Thimphu	2.223	2.223	-
254	205.01/1013	Department of HydroPower & Power Systems	4.043	4.043	-
255	205.01/1014	Department of Renewable Energy	2.818	2.818	-
256	205.01/1016	Office of the Consumer Protection, Thimphu	1.532	1.532	-
257	205.01/2001	EIT, Department of Trade, MoEA, Thimphu	0.007	0.007	-
258	206.01/1001	Secretariat, Ministry of Works & Human Settlement, Thimphu	7.227	7.227	-
259	206.01/1002	Department of Roads, Thimphu	7.186	7.186	-
260	206.01/1003	Department of Engineering Services	10.250	10.250	-
261	206.01/1004	Field Roads Maintenance Division, DOR, Zhemgang	2.184	2.184	-
262	206.01/1005	Field Roads Maintenance Division, DOR, Lobesa	30.326	30.326	-
263	206.01/1006	Field Roads Maintenance Division, DOR, Trashigang	4.007	8.875	-4.868
264	206.01/1007	Field Roads Maintenance Division, DOR, Phuentsholing	6.700	8.626	-1.926

Sl.No.	Account Number	Operating Unit	Recoveries	Remittances	Net
265	206.01/1008	Field Roads Maintenance Division, DOR, Sarpang	3.821	3.821	-
266	206.01/1009	Field Roads Maintenance Division, DOR, Lingmithang	6.852	6.852	-
267	206.01/1010	Field Roads Maintenance Division, DOR, Trongsa	36.238	36.230	0.008
268	206.01/1011	Field Roads Maintenance Division, DOR, Thimphu	4.135	4.135	-
269	206.01/1013	Central Stores Unit, DOR, Phuentsholing	0.763	0.763	-
270	206.01/1014	Central Stores Unit, DoR, Phuentsholing (Deposit Work)	9.550	9.550	-
271	206.01/1017	Department of Human Settlement, MoWHS	5.493	5.493	-
272	206.01/1018	Project Management Office for Gomphu - Pangbang & Mamung - Digala Road Project	1.993	1.993	-
273	206.01/1019	Field Road Division, Department of Road, Samdrup Jongkhar	5.235	7.050	-1.814
274	206.01/1020	Phuentsholing Thromdey	0.022	0.022	-
275	206.01/2001	Project Coordination Unit, RAP- II, DoR, Thimphu	0.048	0.048	-
276	206.01/2005	Gyelposhing-Nganglam Road Project, DOR, Lingmithang	1.011	1.011	-
277	206.01/2023	Department of Engineering Section, MoWHS	0.054	0.054	-
278	206.01/2024	ORIO-RGOB Project, DoR, MoWHS, Dagapela	0.426	0.426	-
279	206.01/2026	Department of Road (Project# SASEC Project BHU-L/3149, G-004)	1.549	1.549	-
280	207.01/1001	Ministry of Information & Communications Secretariat, Thimphu	5.374	5.474	-0.100
281	207.01/1002	Department of Air Transport (DoAT)	21.217	21.217	-
282	207.01/1003	Roads Safety and Transport Authority, MOIC	6.341	6.341	-
283	207.01/1004	Regional Transport Office, RSTA, Phuentsholing	2.044	2.044	-
284	207.01/1005	Regional Transport Office, RSTA, Gelephu	2.965	2.965	-
285	207.01/1006	Regional Transport Office, RSTA, Samdrup Jongkhar	1.246	1.246	-
286	207.01/1007	Department of Information & Technology	5.261	5.361	-0.100
287	207.01/1008	Department of Information & Media	1.440	1.440	-
288	207.01/1009	Bhutan Civil Aviation Authority (BCAA)	3.605	3.605	-
289	207.01/1010	Regional Transport Office. Mongar	1.629	1.629	-
290	207.01/2002	DIT, Ministry of Information and Communicaitons	0.328	0.328	-
291	208.01/1001	Ministry of Health Secretariat, Thimphu	9.019	9.019	-
292	208.01/1002	Department of Public Health Services, MoH, Thimphu	11.300	11.300	-
293	208.01/1003	Department of Medical Services, MoH, Thimphu	16.260	16.260	-

Sl.No.	Account Number	Operating Unit	Recoveries	Remittances	Net
294	208.01/1005	Regional Referral Hospital, Mongar	27.979	27.979	-
295	208.01/1006	Central Regional Referral Hospital, Gelephu	29.002	29.002	-
296	208.01/1007	Malaria Eradication Program, Gelephu	2.848	2.848	-
297	208.01/1009	Medical Supply Depot, Phuentsholing	2.151	2.151	-
298	208.01/1010	Phuentsholing General Hospital	15.503	15.503	-
299	208.01/1011	Department of Traditional Medicine Services (DTMS), MoH	7.681	7.681	-
300	208.01/1012	Department of Medical Supply and Health Infrastructure (DMSHI)	6.328	6.328	-
301	208.01/2003	UNFPA Support to reproductive health, Ministry of Health	-	0.046	-0.046
302	208.01/2005	Vector-Borne Disease Control Programme, Gelephu	0.008	0.008	-
303	208.01/2008	Country Coordination Mechanism, Ministry of Health	0.104	0.104	-
304	208.01/2009	Construction of CRR Hospital, Gelephu, MoH, Thimphu	0.033	0.033	-
305	208.01/2012	TB Control Programme, MoH, Thimphu	0.002	0.002	-
306	208.01/2024	Health Infrastructure Development Division, MoH	15.579	15.579	-
307	209.01/1001	Ministry Of Education Secretariat, Thimphu	10.458	10.458	-
308	209.01/1002	Department Of Adult and Higher Education, MOE, Thimphu	3.458	3.458	-
309	209.01/1003	Department of School Education, MoE, Thimphu	9.793	9.793	-
310	209.01/1004	Department of Youth, Culture & Sports, MoE, Thimphu	3.696	3.696	-
311	209.01/2001	International Assistance, Ministry of Education, Thimphu	4.207	4.207	-
312	210.01/1001	Ministry of Labour & Human Resources Secretariat, Thimphu	4.303	4.303	-
313	210.01/1002	Department of Technical Education, Thimphu	2.894	2.894	-
314	210.01/1003	Department of Occupational Standards, MoLHR, Thimphu	2.096	2.096	-
315	210.01/1004	Department of Labour, MoLHR	4.494	4.494	-
316	210.01/1005	Department of Employment and Human Resources, MoLHR	5.648	5.648	-
317	210.01/1006	Trashy Yangtse Institute for Zorig Chusum	2.776	2.776	-
318	210.01/1007	National Institute for Zorig Chusum, Thimphu.	5.081	5.147	-0.067
319	210.01/1009	Samthang Institute of Automobile Engineering	2.135	2.135	-
320	210.01/1010	Vocational Training Institute, Khuruthang, Punakha	3.466	3.466	-
321	210.01/1011	Vocational Training Institute, Rangjung, Trashigang	3.268	3.268	-

Sl.No.	Account Number	Operating Unit	Recoveries	Remittances	Net
322	210.01/1012	Jigme Wangchuk Power Training Institute, Dekiling, Sarpang	3.321	3.321	-
323	210.01/1013	Chumey Vocational Training Institute, Bumthang	2.451	2.451	-
324	210.01/1014	Technical Training Institute, MoLHR, Thimphu	1.968	1.968	-
325	401.01/1001	Dzongkhag Administration, Chhukha	61.987	62.531	-0.544
326	401.01/1002	Phuentsholing Drungkhag	21.843	21.843	-
327	401.02/1001	Sampheling Geog, Chhuka	0.626	0.626	-
328	401.03/1001	Bongo Geog, Chhuka	0.435	0.435	-
329	401.04/1001	Chapcha Geog, Chhukha Dzongkhag	0.617	0.617	-
330	401.05/1001	Dungna Geog, Chhukha Dzongkhag	0.384	0.384	-
331	401.06/1001	Gayling Geog, Chhukha Dzongkhag	0.665	0.665	-
332	401.07/1001	Darla Geog, Chhuka	0.428	0.428	-
333	401.08/1001	Getana Geog, Chhukha Dzongkhag	0.777	0.777	-
334	401.09/1001	Jabcho Geog, Chhukha Dzongkhag	0.483	0.483	-
335	401.10/1001	Lokchina Geog, Chhuka	0.553	0.553	-
336	401.11/1001	Metakha Geog, Chhukha Dzongkhag	0.760	0.760	-
337	401.12/1001	Phuentsholing Geog, Chhuka	0.194	0.194	-
338	402.01/1001	Dzongkhag Administration, Haa	29.418	29.685	-0.268
339	402.02/1001	Bjee Geog, Ha Dzongkhag	0.308	0.308	-
340	402.03/1001	Kastho Geog, Ha Dzongkhag	0.219	0.219	-
341	402.04/1001	Sambekha Geog, Ha Dzongkhag	0.865	0.865	-
342	402.05/1001	Sama Geog, Ha Dzongkhag	0.731	0.731	-
343	402.06/1001	Uesu Geog, Ha Dzongkhag	0.165	0.165	-
344	402.07/1001	Gakiling Geog, Haa Dzongkhag	0.578	0.578	-
345	403.01/1001	Dzongkhag Administration, Paro	99.271	99.271	-
346	403.02/1001	Dobshari Geog, Paro Dzongkhag	0.230	0.230	-
347	403.03/1001	Dogar Geog, Paro Dzongkhag	0.144	0.144	-
348	403.04/1001	Dotey Geog, Paro Dzongkhag	0.250	0.250	-
349	403.05/1001	Horey Geog, Paro Dzongkhag	0.141	0.141	-
350	403.06/1001	Lango Geog, Paro Dzongkhag	0.148	0.158	-0.010
351	403.07/1001	Lungni Geog, Paro Dzongkhag	0.243	0.243	-
352	403.08/1001	Naja Geog, Paro Dzongkhag	0.341	0.341	-
353	403.09/1001	Shaba Geog, Paro Dzongkhag	0.241	0.241	-
354	403.10/1001	Tsento Geog, Paro Dzongkhag	0.152	0.152	-
355	403.11/1001	Wangchang Geog, Paro Dzongkhag	0.140	0.140	-
356	404.01/1001	Dzongkhag Administration, Samtse	78.318	78.344	-0.025
357	404.01/1002	Sipsu Drungkhag	32.256	32.256	-
358	404.01/1003	Dorokha Drungkhag	11.973	11.973	-
359	404.02/1001	Bara Geog, Samtse Dzongkhag	0.215	0.215	-

Sl.No.	Account Number	Operating Unit	Recoveries	Remittances	Net
360	404.03/1001	Biru Geog, Samtse Dzongkhag	0.280	0.280	-
361	404.04/1001	Charghare Geog, Samtse Dzongkhag	0.443	0.443	-
362	404.05/1001	Chengmari Geog, Samtse Dzongkhag	0.285	0.285	-
363	404.06/1001	Denchhukha Geog, Samtse Dzongkhag	0.305	0.305	-
364	404.07/1001	Dorokha Geog, Samtse Dzongkhag	0.368	0.368	-
365	404.08/1001	Dumtoe Geog, Samtse Dzongkhag	0.270	0.270	-
366	404.09/1001	Ghumauney Geog, Samtse Dzongkhag	0.738	0.738	-
367	404.10/1001	Lhahareni Geog, Samtse Dzongkhag	0.220	0.220	-
368	404.11/1001	Tendu Geog, Samtse Dzongkhag	0.277	0.277	-
369	404.12/1001	Nainital Geog, Samtse Dzongkhag	0.296	0.296	-
370	404.13/1001	Pagli Geog, Samtse Dzongkhag	0.493	0.493	-
371	404.14/1001	Samtse Geog, Samtse Dzongkhag	0.397	0.397	-
372	404.15/1001	Sibsu Geog, Samtse Dzongkhag	0.398	0.398	-
373	404.16/1001	Tading Geog, Samtse Dzongkhag	0.269	0.269	-
374	405.01/1001	Dzongkhag Administration, Tsirang	58.305	58.305	-
375	405.02/1001	Beteni Geog, Tsirang Dzongkhag	0.597	0.597	-
376	405.03/1001	Dunglegang Geog, Tsirang Dzongkhag	0.627	0.627	-
377	405.04/1001	Barshong Geog, Tsirang Dzongkhag	0.231	0.231	-
378	405.05/1001	Gosheling Geog, Tsirang Dzongkhag	0.454	0.454	-
379	405.06/1001	Rangthangling Geog, Tsirang Dzongkhag	0.385	0.385	-
380	405.07/1001	Kikhorthang Geog, Tsirang Dzongkhag	0.586	0.586	-
381	405.08/1001	Mendrelgang Geog, Tsirang Dzongkhag	0.503	0.503	-
382	405.09/1001	Patale Geog, Tsirang Dzongkhag	0.326	0.326	-
383	405.10/1001	Phuentenchhu Geog, Tsirang Dzongkhag	0.426	0.426	-
384	405.11/1001	Semjong Geog, Tsirang Dzongkhag	0.198	0.198	-
385	405.12/1001	Tsholingkhar Geog, Tsirang Dzongkhag	0.399	0.399	-
386	405.13/1001	Tsirangtoe Geog, Tsirang Dzongkhag	0.446	0.446	-
387	406.01/1001	Dzongkhag Administration, Dagana	56.292	56.292	-
388	406.01/1002	Lhamoizingkha Dungkha, Dagana	7.925	7.925	-
389	406.02/1001	Dorona Geog, Dagana Dzongkhag	1.062	1.062	-
390	406.03/1001	Drujeygang Geog, Dagana Dzongkhag	0.257	0.257	-
391	406.04/1001	Gesarling Geog, Dagana Dzongkhag	0.754	0.754	-
392	406.05/1001	Goshi Geog, Dagana Dzongkhag	1.125	1.125	-
393	406.06/1001	Kana Geog, Dagana Dzongkhag	0.680	0.680	-
394	406.07/1001	Khebisa Geog, Dagana Dzongkhag	0.482	0.482	-
395	406.08/1001	Lajab Geog, Dagana Dzongkhag	0.525	0.525	-
396	406.09/1001	Tashiding Geog, Dagana Dzongkhag	0.641	0.641	-
397	406.10/1001	Tshendaygang Geog, Dagana Dzongkhag	1.026	1.026	-

Sl.No.	Account Number	Operating Unit	Recoveries	Remittances	Net
398	406.11/1001	Tshangkha Geog, Dagana Dzongkhag	0.232	0.232	-
399	406.12/1001	Tseza Geog, Dagana Dzongkhag	0.500	0.500	-
400	406.13/1001	Deorali Geog, Dagana Dzongkhag	0.455	0.455	-
401	406.14/1001	Lhamoizingkha Geog, Dagana Dzongkhag	0.395	0.395	-
402	406.15/1001	Nichula Geog, Dagana Dzongkhag	0.235	0.235	-
403	407.01/1001	Dzongkhag Administration, Punakha	66.258	66.258	-
404	407.02/1001	Chhubu Geog, Punakha Dzongkhag	0.269	0.269	-
405	407.03/1001	Goenshari Geog, Punakha Dzongkhag	0.194	0.194	-
406	407.04/1001	Guma Geog, Punakha Dzongkhag	0.786	0.786	-
407	407.05/1001	Kabjisa Geog, Punakha Dzongkhag	0.158	0.158	-
408	407.06/1001	Lingbukha Geog, Punakha Dzongkhag	0.376	0.376	-
409	407.07/1001	Shengana Geog, Punakha Dzongkhag	0.786	0.786	-
410	407.08/1001	Talo Geog, Punakha Dzongkhag	0.227	0.227	-
411	407.09/1001	Toewang Geog, Punakha Dzongkhag	0.614	0.614	-
412	407.10/1001	Zoma Geog, Punakha Dzongkhag	0.495	0.495	-
413	407.11/1001	Baap Geog, Punakha	0.266	0.266	-
414	407.12/1001	Toebesa Geog, Punakha	0.710	0.710	-
415	408.01/1001	Dzongkhag Administration, Wangdue Phodrang	81.523	81.523	-
416	408.02/1001	Bjena Gewog, Wangdue Phodrang Dzongkhag	1.534	1.534	-
417	408.03/1001	Dangchhu Geog, Wangdue Phodrang Dzongkhag	0.278	0.278	-
418	408.04/1001	Darkar Geog, Wangdue Phodrang Dzongkhag	0.431	0.431	-
419	408.05/1001	Gangtey Geog, Wangdue Phodrang Dzongkhag	0.169	0.169	-
420	408.06/1001	Gasetshogom Geog, Wangdue Phodrang Dzongkhag	0.503	0.503	-
421	408.07/1001	Gasetshowom Geog, Wangdue Phodrang Dzongkhag	0.474	0.474	-
422	408.08/1001	Kashi Geog, Wangdue Phodrang Dzongkhag	0.437	0.437	-
423	408.09/1001	Nahi Geog, Wangdue Phodrang Dzongkhag	0.580	0.580	-
424	408.10/1001	Nisho Geog, Wangdue Phodrang Dzongkhag	0.550	0.550	-
425	408.11/1001	Phangyul Geog, Wangdue Phodrang Dzongkhag	0.569	0.569	-
426	408.12/1001	Phobjee Geog, Wangdue Phodrang Dzongkhag	0.406	0.406	-
427	408.13/1001	Roepa Geog, Wangdue Phodrang Dzongkhag	0.303	0.303	-
428	408.14/1001	Sephu Geog, Wangdue Phodrang Dzongkhag	0.280	0.280	-
429	408.15/1001	Athang Gewog, Wangdue Phodrang Dzongkhag	0.585	0.585	-
430	408.16/1001	Thetshong Geog, Wangdue Phodrang Dzongkhag	0.487	0.487	-
431	409.01/1001	Dzongkhag Administration, Bumthang	44.677	44.677	-
432	409.02/1001	Chhoechor Geog, Bumthang Dzongkhag	0.406	0.406	-

Sl.No.	Account Number	Operating Unit	Recoveries	Remittances	Net
433	409.03/1001	Chhume Geog, Bumthang Dzongkhag	0.400	0.400	-
434	409.04/1001	Tang Geog, Bumthang Dzongkhag	0.321	0.321	-
435	409.05/1001	Ura Geog, Bumthang Dzongkhag	0.493	0.592	-0.098
436	410.01/1001	Dzongkhag Administration, Sarpang	76.940	76.940	-
437	410.01/1002	Dungkhag Administration, Gelephu	1.930	1.930	-
438	410.02/1002	Samtayling Geog, Sarpang Dzongkhag	0.284	0.284	-
439	410.03/1002	Chuzangang Geog, Sarpang Dzongkhag	0.375	0.375	-
440	410.04/1001	Dekiling Geog, Sarpang Dzongkhag	0.637	0.637	-
441	410.05/1001	Doeban Geog, Sarpang Dzongkhag	0.296	0.296	-
442	410.06/1002	Tareything Geog, Sarpang Dzongkhag	0.255	0.255	-
443	410.07/1002	Gelephu Geog, Sarpang Dzongkhag	0.148	0.148	-
444	410.08/1001	Hilley Geog, Sarpang Dzongkhag	0.326	0.326	-
445	410.09/1002	Jigmechoeling Geog, Sarpang Dzongkhag	0.199	0.199	-
446	410.10/1002	Umling Gewog, Sarpang Dzongkhag	0.430	0.430	-
447	410.11/1001	Singhi Geog, Sarpang Dzongkhag	0.209	0.209	-
448	410.12/1001	Sarpangtar Geog, Sarpang Dzongkhag	0.455	0.455	-
449	410.13/1002	Sershong Geog, Sarpang Dzongkhag	0.633	0.633	-
450	411.01/1001	Dzongkhag Administration, Zhemgang	35.537	35.537	-
451	411.01/1003	Panbang Dungkhag	15.759	15.759	-
452	411.02/1001	Bardo Geog, Zhemgang Dzongkhag	0.354	0.354	-
453	411.03/1002	Bjoka Gewog, Panbang Dungkhag	0.492	0.492	-
454	411.04/1001	Nangkor Geog, Zhemgang Dzongkhag	0.466	0.466	-
455	411.05/1002	Ngangla Gewog	0.147	0.147	-
456	411.06/1002	Phangkhar Gewog	0.195	0.195	-
457	411.07/1001	Shingkar Geog, Zhemgang Dzongkhag	0.700	0.700	-
458	411.08/1001	Trong Geog, Zhemgang Dzongkhag	0.480	0.480	-
459	411.09/1002	Goshing Gewog, Panbang Dungkhag	0.177	0.177	-
460	412.01/1001	Dzongkhag Administration, Trongsa	33.247	33.247	-
461	412.02/1001	Dragteng Geog, Trongsa Dzongkhag	0.371	0.371	-
462	412.03/1001	Korphu Geog, Trongsa Dzongkhag	0.437	0.437	-
463	412.04/1001	Langthel Geog, Trongsa Dzongkhag	0.156	0.156	-
464	412.05/1001	Nubi Geog, Trongsa Dzongkhag	0.275	0.275	-
465	412.06/1001	Tangsibji Geog, Trongsa Dzongkhag	0.532	0.532	-
466	413.01/1001	Dzongkhag Administration, Lhuentse	42.573	42.573	-
467	413.02/1001	Gangzur Geog, Lhuentse Dzongkhag	0.496	0.496	-
468	413.03/1001	Jarey Geog, Lhuentse Dzongkhag	0.488	0.488	-
469	413.04/1001	Khoma Geog, Lhuentse Dzongkhag	0.635	0.635	-
470	413.05/1001	Kurtoe Geog, Lhuentse Dzongkhag	0.278	0.278	-

Sl.No.	Account Number	Operating Unit	Recoveries	Remittances	Net
471	413.06/1001	Minjay Geog, Lhuentse Dzongkhag	0.376	0.376	-
472	413.07/1001	Menbi Geog, Lhuentse Dzongkhag	0.369	0.369	-
473	413.08/1001	Metsho Geog, Lhuentse Dzongkhag	0.259	0.259	-
474	413.09/1001	Tshenkhar Geog, Lhuentse Dzongkhag	0.600	0.600	-
475	414.01/1001	Dzongkhag Administration, Mongar	76.279	76.279	-
476	414.01/1002	Office of the Gyaltshab	0.167	0.167	-
477	414.02/1001	Balam Geog, Mongar Dzongkhag	0.367	0.367	-
478	414.03/1001	Chali Geog, Mongar Dzongkhag	0.190	0.190	-
479	414.04/1001	Chaskhar Geog, Mongar Dzongkhag	0.452	0.452	-
480	414.05/1001	Dramtse Geog, Mongar Dzongkhag	0.318	0.318	-
481	414.06/1001	Drepong Geog, Mongar Dzongkhag	0.798	0.798	-
482	414.07/1001	Gongdue Geog, Mongar Dzongkhag	0.662	0.662	-
483	414.08/1001	Jurmey Geog, Mongar Dzongkhag	0.372	0.372	-
484	414.09/1001	Kengkhar Geog, Mongar Dzongkhag	0.422	0.422	-
485	414.10/1001	Mongar Geog, Mongar Dzongkhag	0.261	0.261	-
486	414.11/1001	Natshang Geog, Mongar Dzongkhag	0.216	0.216	-
487	414.12/1001	Saleng Geog, Mongar Dzongkhag	0.289	0.289	-
488	414.13/1001	Sherimung Geog, Mongar Dzongkhag	0.969	0.969	-
489	414.14/1001	Silambi Geog, Mongar Dzongkhag	0.382	0.382	-
490	414.15/1001	Thangrong Geog, Mongar Dzongkhag	0.302	0.302	-
491	414.16/1001	Tsakaling Geog, Mongar Dzongkhag	0.263	0.263	-
492	414.17/1001	Tsamang Geog, Mongar Dzongkhag	0.460	0.460	-
493	414.18/1001	Narang Geog, Mongar Dzongkhag	0.320	0.320	-
494	415.01/1001	Dzongkhag Administration, Pema Gatshel	55.788	55.957	-0.169
495	415.01/1002	Nganglam Drungkhag	8.176	8.176	-
496	415.01/2003	CARLEP,P/Gatshel	0.063	0.063	-
497	415.02/1001	Chongshing Gewog, Pema Gatshel Dzongkhag	0.584	0.584	-
498	415.03/1001	Chhimung Geog, Pema Gatshel Dzongkhag	0.583	0.583	-
499	415.04/1001	Dungme Geog, Pema Gatshel Dzongkhag	0.495	0.495	-
500	415.05/1001	Khar Geog, Pema Gatshel Dzongkhag	0.246	0.246	-
501	415.06/1001	Shumar geog, Pema Gatshel Dzongkhag	0.494	0.494	-
502	415.07/1001	Yurung Geog, Pema Gatshel Dzongkhag	0.612	0.612	-
503	415.08/1001	Zobel Geog, Pema Gatshel Dzongkhag	0.525	0.525	-
504	415.09/1001	Decheling Gewog, Nganglam Dungkhag	0.700	0.700	-
505	415.10/1001	Norbugang Gewog, Nganglam Dungkhag	0.232	0.232	-
506	415.11/1001	Nanong Gewog, Pemagatshel Dzongkhag	0.553	0.553	-
507	415.12/1001	Chokorling Gewog, Nganglam Dungkhag	4.985	4.985	-
508	416.01/1001	Dzongkhag Administration, Samdrup Jongkhar	30.249	30.249	-
509	416.01/1002	Samdrupcholing Dungkhag	20.495	20.495	-

Sl.No.	Account Number	Operating Unit	Recoveries	Remittances	Net
510	416.01/1003	Jomotshangkha Dungkhang	9.136	9.136	-
511	416.02/1001	Phuntshothang Geog, Samdrup Jongkhar Dzungkhag	0.284	0.284	-
512	416.03/1001	Pemethang Geog, Samdrup Jongkhar Dzungkhag	0.450	0.450	-
513	416.04/1001	Gomdar Geog, Samdrup Jongkhar Dzungkhag	0.356	0.356	-
514	416.05/1001	Wangphu Geog, S/Jongkhar Dzungkhag	0.529	0.529	-
515	416.06/1001	Langchenphu Geog, Samdrup Jongkhar Dzungkhag	0.306	0.306	-
516	416.07/1001	Lauri Geog, Samdrup Jongkhar Dzungkhag	0.184	0.184	-
517	416.08/1001	Martshala Geog, Samdrup Jongkhar Dzungkhag	0.635	0.635	-
518	416.09/1001	Deothang Geog, S/Jongkhar Dzungkhag	0.377	0.377	-
519	416.10/1001	Orong Geog, Samdrup Jongkhar Dzungkhag	0.836	0.836	-
520	416.11/1001	Samrang Geog, Samdrup Jongkhar Dzungkhag	0.510	0.510	-
521	416.12/1001	Serthi Geog, Samdrup Jongkhar Dzungkhag	0.514	0.514	-
522	417.01/1001	Dzungkhag Administration, Trashigang	75.810	75.810	-
523	417.01/1002	Sakteng Dungkhang, Tashigang	6.273	6.273	-
524	417.01/1003	Thrimshing Dungkhang, Tashigang	8.996	8.996	-
525	417.01/1004	Wamrong Dungkhang, Tashigang	19.908	19.908	-
526	417.01/2003	CARLEP, Trashigang	0.047	0.047	-
527	417.02/1001	Bartsham Geog, Trashigang Dzungkhag	0.442	0.442	-
528	417.03/1001	Bidung Geog, Trashigang Dzungkhag	0.306	0.306	-
529	417.04/1001	Kanglung Geog, Trashigang Dzungkhag	0.342	0.342	-
530	417.05/1001	Kangpara Geog, Trashigang Dzungkhag	0.222	0.222	-
531	417.06/1001	Khaling Geog, Trashigang Dzungkhag	0.335	0.335	-
532	417.07/1001	Lumang Geog, Trashigang Dzungkhag	0.431	0.431	-
533	417.08/1001	Merak Geog, Trashigang Dzungkhag	0.210	0.210	-
534	417.09/1001	Yangneer Geog, Trashigang Dzungkhag	0.996	0.996	-
535	417.10/1001	Phongmey Geog, Trashigang Dzungkhag	0.506	0.506	-
536	417.11/1001	Radhi Geog, Trashigang Dzungkhag	0.555	0.555	-
537	417.12/1001	Sakten Geog, Trashigang Dzungkhag	0.214	0.214	-
538	417.13/1001	Samkhar Geog, Trashigang Dzungkhag	0.660	0.660	-
539	417.14/1001	Shongphu Geog, Trashigang Dzungkhag	0.318	0.318	-
540	417.15/1001	Thrimshing Geog, Trashigang Dzungkhag	0.270	0.270	-
541	417.16/1001	Uzarong Geog, Trashigang Dzungkhag	0.478	0.478	-
542	418.01/1001	Dzungkhag Administration, Thimphu	37.897	37.944	-0.047
543	418.01/1002	Lingzhi Drungkhag	3.383	3.383	-
544	418.02/1001	Soe Geog, Thimphu Dzungkhag	0.280	0.280	-
545	418.03/1001	Chang Geog, Thimphu Dzungkhag	0.155	0.155	-

Sl.No.	Account Number	Operating Unit	Recoveries	Remittances	Net
546	418.04/1001	Dagala Geog, Thimphu Dzongkhag	0.360	0.360	-
547	418.05/1001	Gayney Geog, Thimphu Dzongkhag	0.236	0.236	-
548	418.06/1001	Kawang Geog, Thimphu Dzongkhag	0.371	0.371	-
549	418.07/1001	Lingshi Geog, Thimphu Dzongkhag	0.196	0.196	-
550	418.08/1001	Mewang Geog, Thimphu Dzongkhag	0.158	0.158	-
551	418.09/1001	Naro Geog, Thimphu Dzongkhag	0.318	0.318	-
552	419.01/1002	Gasa DZongkhag	16.853	16.853	-
553	419.02/1002	Geonkhamed Gewog	0.300	0.300	-
554	419.03/1002	Geonkhatoed Gewog	0.466	0.466	-
555	419.04/1002	Laya Gewog	0.329	0.329	-
556	419.05/1002	Lunana Gewog	0.157	0.157	-
557	420.01/1001	Dzongkhag Administration, Trashi Yangtse	55.230	55.230	-
558	420.01/2003	CARLEP,T/Yangtse	2.188	2.188	-
559	420.02/1001	Bumdiling Gewog, Trashi Yangtse Dzongkhag	0.330	0.330	-
560	420.03/1001	Jamkhar Gewog, Trashi Yangtse Dzongkhag	0.463	0.463	-
561	420.04/1001	Khamdang Gewog, Trashi Yangtse Dzongkhag	0.883	0.883	-
562	420.05/1001	Ramjar Gewog, Trashi Yangtse Dzongkhag	0.182	0.182	-
563	420.06/1001	Toetsho Gewog, Trashi Yangtse Dzongkhag	0.578	0.578	-
564	420.07/1001	Tongshang Gewog, Trashi Yangtse Dzongkhag	0.320	0.320	-
565	420.08/1001	Yalang Gewog, Trashi Yangtse Dzongkhag	0.491	0.491	-
566	420.09/1001	Yangtse Gewog, Trashi Yangtse Dzongkhag	0.431	0.431	-
Total			3,359.166	3,371.711	-12.546

SCHEDULE 8: SCHEDULE OF MISCELLANEOUS RECEIPTS AND PAYMENTS FOR THE FISCAL YEAR 2017-18

Sl. No.	Account Number	Operating Unit	Receipts	Payment	Net
1	101.01/1001	His Majestys Secretariat, Thimphu	-	2.400	-2.400
2	102.01/1001	Secretariat of His Majesty the Fourth Druk Gyalpo	-	0.804	-0.804
3	103.01/1001	National Assembly of Bhutan, Thimphu	0.016	2.279	-2.263
4	104.01/1001	National Council Secretariat, Thimphu	0.059	0.182	-0.123
5	105.01/1001	Central Monastic Secretariat, Thimphu	0.303	7.152	-6.849
6	105.01/1002	Central Monk Bodies (Rabdey), CRA, Thimphu	-	0.210	-0.210
7	105.01/1003	HM Secretariat, Council for Religious Affairs	-	1.538	-1.538
8	105.01/2001	Religion & Health Project, Central Monastic Secretariat, Thimphu	-	0.334	-0.334
9	105.01/2002	Dratshang Lhentshog, Thimphu	1.108	13.153	-12.046
10	106.01/1001	High Court, Thimphu	-	0.026	-0.026
11	106.01/1004	District Court, Wangdue Phodrang	0.016	0.031	-0.016
12	106.01/1005	District Court, Punakha	0.010	0.020	-0.010
13	106.01/1008	District Court, Paro	-	0.001	-0.001
14	106.01/1009	District Court, Chhukha	-	0.039	-0.039
15	106.01/1011	District Court, Samdrup Jongkhar	-	0.002	-0.002
16	106.01/1012	District Court, Mongar	0.102	0.102	-
17	106.01/1015	District Court, Zhemgang	-	0.072	-0.072
18	106.01/1016	District Court, Dagana	-	0.060	-0.060
19	106.01/1018	District Court, Pema Gatshel	-	0.001	-0.001
20	106.01/1021	District Court, Trashi Yangtse	-	-	-
21	106.01/1037	Supreme Court	1.819	13.205	-11.386
22	106.01/1039	District Court Gasa	-	0.010	-0.010
23	106.01/2001	Supreme Court, Thimphu	-	1.937	-1.937
24	106.01/2006	Construction of High Court Building, Thimphu	-	0.500	-0.500
25	107.01/1001	Royal Civil Service Commission, Thimphu	12.219	12.333	-0.114
26	107.01/2003	Royal Civil Service Commission, Thimphu	-	5.319	-5.319
27	107.01/2004	Royal Civil Service Commission (SHRD-II), Thimphu	0.204	0.232	-0.028
28	108.01/1001	Anti-Corruption Commission	-	3.457	-3.457
29	108.01/2001	Anti-Corruption Commission	-	0.029	-0.029
30	109.01/1001	Election Commissioner Office, Thimphu	0.003	12.002	-12.000
31	110.01/1001	Royal Audit Authority, Thimphu	0.967	3.782	-2.815
32	110.01/1002	Regional Royal Audit Authority (East), S/Jongkhar	-	0.181	-0.180
33	110.01/1003	Regional Royal Audit Authority (Central), Bumthang	0.014	0.090	-0.076
34	110.01/1004	Regional Royal Audit Authority (West), Tsirang	-	0.127	-0.127
35	110.01/2001	Royal Audit Authority, Thimphu	-	6.938	-6.938
36	111.01/1001	Cabinet Secretariat, Thimphu	0.010	1.764	-1.754
37	111.01/2002	G2C ,SDC Component for Improved Public Service Access	-	-	-
38	111.01/2003	G2C,Automate G2C and G2B	-	0.075	-0.075
39	112.01/1001	Office of Legal Affairs, Thimphu	0.501	10.065	-9.564
40	113.01/1001	Bhutan Olympic Committee, Thimphu	3.081	19.146	-16.065
41	114.01/1001	Dzongkha Development Commission, Thimphu	-	1.841	-1.841

Sl. No.	Account Number	Operating Unit	Receipts	Payment	Net
42	115.01/1001	National Land Commission, Thimphu	40.704	45.188	-4.484
43	116.01/1001	Centre for Bhutan Studies, Thimphu	-	14.119	-14.119
44	117.01/1001	GNH Commission Secretariat, Thimphu	-	5.676	-5.676
45	117.01/2003	Sustainable Development Secretariat (SDS), Thimphu	-	0.537	-0.537
46	118.01/1001	National Environment Commission, Thimphu.	-	3.205	-3.205
47	118.01/2004	Green-House Gas Project, NEC, Thimphu	1.537	3.656	-2.119
48	119.01/1001	Royal Institute of Management, Semtokha	-	1.373	-1.373
49	119.01/2004	Royal Institute of Management, Semtokha	-	0.016	-0.016
50	120.01/1001	Royal University of Bhutan , Thimphu	0.015	0.172	-0.156
51	120.01/1002	Sherubtse College, Kanglung	-	25.424	-25.424
52	120.01/1004	College of Science and Technology	0.056	0.626	-0.569
53	120.01/1005	Paro College of Education	0.075	0.912	-0.837
54	120.01/1006	Samtse College of Education	-	1.600	-1.600
55	120.01/1007	JIGME NAMGYEL POLYTECHNIC, Deothang	-	5.358	-5.358
56	120.01/1008	Gedu College of Business Studies	-	0.156	-0.156
57	120.01/1011	Institute of Language and Culture Studies, Taktse	-	2.861	-2.861
58	120.01/1012	College of Social Sciences, Gyalpozhing	0.100	7.381	-7.281
59	120.01/1013	College of Advanced Studies, Yongphula	-	9.694	-9.694
60	120.01/2002	College of Natural Resources, Lobesa	-	4.896	-4.896
61	121.01/1001	National Statistical Bureau, Thimphu	-	1.159	-1.159
62	121.01/1002	Population and Housing Census of Bhutan (PHCB), NSB	-	8.122	-8.122
63	121.01/2001	National Statistical Bureau, Thimphu	-	0.135	-0.135
64	122.01/1001	Bhutan Narcotic Control Agency, Thimphu	0.277	5.581	-5.304
65	123.01/1001	Bhutan InfoComm & Media Authority, Thimphu	-	0.308	-0.308
66	124.01/1001	Thimphu Thromdey Schools, City Corporation, Thimphu	4.247	16.980	-12.733
67	124.01/1002	Phuentsholing Thromde School	0.213	8.300	-8.086
68	124.01/1003	Samdrup Jongkhar Thromde Schools	2.249	5.231	-2.982
69	124.01/1004	Gelephu Thromde Schools	-	0.220	-0.220
70	125.01/1001	Drug Regulatory Authority	-	1.917	-1.917
71	126.01/1001	Tourism Council of Bhutan	6.157	27.833	-21.677
72	126.01/1002	HTMTI-Construction Project	0.232	0.802	-0.570
73	126.01/1003	Royal Institute for Tourism & Hospitality	-	1.382	-1.382
74	127.01/1001	National Commission for Women & Children	-	0.411	-0.411
75	128.01/1001	Royal Education Council	-	3.740	-3.740
76	129.01/1001	Bhutan Council for School Examination and Assessment	-	5.095	-5.095
77	131.01/1001	Bhutan Standards Bureau	-	3.362	-3.362
78	132.01/1002	University of Medical Sciences	-	7.225	-7.225
79	132.01/2001	Royal Institute of Health Science	-	2.407	-2.407
80	132.01/2002	Faculty of Traditional Medicine	-	2.810	-2.810
81	133.01/1001	Jigme Singye Wangchuk school of Law, Taba, Thimphu	12.758	32.530	-19.771
82	134.01/1001	Bhutan National Legal Institute	-	0.013	-0.013
83	136.01/1001	Jigme Dorji Wangchuck National Referral Hospital	-	74.482	-74.482
84	137.01/1001	Construction Development Authority	0.020	2.163	-2.143

Sl. No.	Account Number	Operating Unit	Receipts	Payment	Net
85	138.01/1001	Bhutan Health Trust Fund	-	0.038	-0.038
86	139.01/1001	National Center for Hydrology and Meteorology	7.010	56.094	-49.084
87	139.01/2001	National Center for Hydrology & Meteorology, Thimphu	-	0.853	-0.853
88	140.01/1001	Bhutan Medical and Health Council	-	1.666	-1.666
89	201.01/1001	Ministry of Home and Cultural Affairs, Thimphu	0.580	3.533	-2.954
90	201.01/1002	Department of Civil Registration & Census, MoHCA, Thimphu	0.015	21.238	-21.222
91	201.01/1003	Department of Culture, MoHCA, Thimphu	0.534	6.346	-5.812
92	201.01/1004	Department of Local Governance, MoHCA	0.036	1.825	-1.789
93	201.01/1005	Department of Immigration, MoHCA, Thimphu	0.021	2.197	-2.176
94	201.01/1006	Department of Disaster Management, MoHCA, Thimphu	0.568	1.492	-0.924
95	201.01/1007	Royal Bhutan Police, HQ	6.395	47.298	-40.903
96	201.01/1010	Ministry of Home and Cultural Affairs, Thimphu	-	0.067	-0.067
97	201.01/1012	Regional Immigration Office, MoHCA, Phuentsholing	0.002	0.803	-0.801
98	201.01/1014	Regional Immigration Office, MoHCA, Samtse	-	0.005	-0.005
99	201.01/1015	National Museum, Paro	-	2.032	-2.032
100	201.01/1016	The Tower of Trongsa Museum, Ta Dzong, Trongsa	-	0.894	-0.894
101	201.01/1022	Jail Services, Royal Bhutan Police	-	2.298	-2.298
102	201.01/1023	Fire Fighting Services, Royal Bhutan Police	-	2.676	-2.676
103	201.01/1029	Royal Bhutan Police, Training Centre- Tashigatshel (Chukha)	1.820	3.639	-1.820
104	201.01/1032	Royal Bhutan Police, Wangdue Phodrang	-	0.001	-0.001
105	201.01/2001	Disaster Mgt. Division, MoHCA, Thimphu	-	0.043	-0.043
106	201.01/2007	Department of Disaster Management, MoHCA, Thimphu	-	0.193	-0.193
107	201.01/2015	Local Governance Sustainable Development Program (LGSDP), MOHCA	-	0.279	-0.279
108	201.01/2017	Wangduephodrang Dzong Reconstruction Project	0.786	0.822	-0.036
109	201.01/2020	Phajoding Lhakhang Conservation Project	-	0.560	-0.560
110	201.01/2021	Gasa Dzong Conservation Project, Department of Culture, MoHCA	-	2.267	-2.267
111	201.01/2022	Construction of Sarpang Dzong, Department of Culture, MoHCA	-	0.390	-0.390
112	202.01/1001	Ministry of Finance Secretariat, Thimphu	0.103	47.659	-47.556
113	202.01/1002	Department of Public Accounts	0.010	2.232	-2.221
114	202.01/1004	Department of Revenue and Customs, Ministry of Finance, Thimphu	0.010	2.018	-2.008
115	202.01/1005	Department of National Properties, MoF, Thimphu	0.026	1.311	-1.285
116	202.01/1006	Department of Public Accounts (CPE), Thimphu	0.428	1.052	-0.624
117	202.01/1007	Regional Revenue & Customs Office, Thimphu	0.659	0.945	-0.286
118	202.01/1008	Regional Revenue & Customs Office, P/ling	0.537	1.600	-1.064
119	202.01/1009	Regional Revenue & Customs, Gelephu	-	0.077	-0.077
120	202.01/1010	Regional Revenue & Customs Office, S/Jongkhar	-	0.148	-0.148
121	202.01/1011	Regional Revenue & Customs Office, Samtse	-	0.226	-0.226
122	202.01/1018	HM Secretariat, Ministry of Finance	45.053	3.433	41.620
123	202.01/1019	Liaison and Transit Office Customs, Kolkata	-	1.848	-1.848
124	202.01/1020	Department of Macroeconomic Affairs, MoF	0.272	0.294	-0.022
125	202.01/2011	PFM-MDF Project, MoF	0.152	0.414	-0.262

Sl. No.	Account Number	Operating Unit	Receipts	Payment	Net
126	203.01/1001	Ministry of Foreign Affairs, Thimphu	1.293	9.326	-8.033
127	203.01/1002	Permanent Mission of Bhutan, Ministry of Foreign Affairs, New York, USA	0.033	2.077	-2.045
128	203.01/1003	Permanent Mission of Bhutan, Ministry of Foreign Affairs, Geneva, Switzerland	4.202	12.835	-8.633
129	203.01/1004	Royal Bhutanese Embassy, Ministry of Foreign Affairs, New Delhi, India	11.770	15.899	-4.129
130	203.01/1005	Royal Bhutanese Embassy, Ministry of Foreign Affairs, Dhaka, Bangladesh	2.616	3.722	-1.106
131	203.01/1006	Royal Bhutanese Embassy, Ministry of Foreign Affairs, Kuwait	5.463	11.181	-5.719
132	203.01/1007	Royal Bhutanese Embassy, Ministry of Foreign Affairs, Bangkok, Thailand	0.437	12.516	-12.079
133	203.01/1008	Royal Bhutanese Consulate, Ministry of Foreign Affairs, Kolkotta, India	3.382	7.560	-4.177
134	203.01/1009	Royal Bhutanese Embassy, Brussels, Belgium	0.226	5.269	-5.043
135	203.01/1011	National Organizing Committee, Celebration of 50 Anniversary of Bhutan & India Formal Diplomatic Relations	0.125	0.025	0.100
136	204.01/1001	Ministry of Agriculture and Forests Secretariat	1.890	3.298	-1.408
137	204.01/1002	Department of Agriculture, MoA, Thimphu	0.289	5.059	-4.770
138	204.01/1003	Department of Livestock, MoA, Thimphu	-	11.298	-11.298
139	204.01/1004	Department of Forests and Park Services, MOA, Thimphu	-	9.752	-9.752
140	204.01/1006	Bhutan Agriculture & Food Regulatory Authority (BAFRA), MoA, Thimphu	0.051	1.069	-1.019
141	204.01/1007	National Biodiversity Centre, Serbithang	-	1.709	-1.709
142	204.01/1008	Agriculture Machinery Centre, Paro	-	1.060	-1.060
143	204.01/1009	Post Harvest Unit, MOA, Paro	-	0.600	-0.600
144	204.01/1010	Central Machinery Unit, MOA, Bumthang	-	0.047	-0.047
145	204.01/1011	National Plant Protection Center, Semtokha	-	0.596	-0.596
146	204.01/1012	National Soil Service Centre, Semtokha	-	12.640	-12.640
147	204.01/1013	National Center for Animal Health, Serbithang	-	2.113	-2.113
148	204.01/1014	National Research and Development Centre for Aquaculture (NRDCA)	-	7.987	-7.987
149	204.01/1015	National Horse & Brown Swiss Cross Breeding Program, Bumthang	-	1.384	-1.384
150	204.01/1016	National Livestock Breeding Programme, Yusipang	0.300	3.029	-2.729
151	204.01/1017	National Feed & Fodder Development Programme, Bumthang	-	9.679	-9.679
152	204.01/1018	Regional Livestock Development Centre	-	1.197	-1.197
153	204.01/1019	Regional Poultry Breeding Centre, Paro	-	2.249	-2.249
154	204.01/1020	National Pig Breeding Centre, Wangchutaba	0.287	3.073	-2.786
155	204.01/1021	National Sheep Breeding Farm, Bumthang	-	3.228	-3.228
156	204.01/1022	Brown Swiss Farm, Bumthang	1.739	6.718	-4.979
157	204.01/1023	National Jersey Breeding Farm, Samtse	-	2.613	-2.613
158	204.01/1024	Regional Livestock Development Centre, DoL, MoA, Zhemgang	0.553	4.959	-4.406
159	204.01/1025	Regional Veterinary Laboratory, Tsimalakha	-	1.234	-1.234
160	204.01/1026	National Poultry Breeding Farm, Sarpang	-	15.859	-15.859

Sl. No.	Account Number	Operating Unit	Receipts	Payment	Net
161	204.01/1027	Regional Veterinary Laboratory, Kanglung	-	1.735	-1.735
162	204.01/1029	Cold Water Fish Culture Centre (CW FCC), Haa	0.130	5.109	-4.980
163	204.01/1030	Calf Rearing Centre, Wangkha, Chhukha	0.324	0.916	-0.592
164	204.01/1031	Regional Livestock Breeding Centre, Lingmithang	-	0.949	-0.949
165	204.01/1032	Regional Mithun Breeding Farm, Arong	-	2.366	-2.366
166	204.01/1033	National Nublang Farm, Tashiyangphu	-	0.523	-0.523
167	204.01/1034	Regional Mithun Breeding Farm, Zhemgang	0.268	3.268	-3.000
168	204.01/1035	Divisional Forest Office, Zhemgang	0.052	0.339	-0.287
169	204.01/1036	Sakten Wildlife Sanctuary, Trashigang	-	2.642	-2.642
170	204.01/1037	Jigme Singye Wangchuk National Park, Trongsa	-	0.367	-0.367
171	204.01/1038	Bumdeling Wildlife Sanctuary, Trashi Yangtse	-	0.532	-0.532
172	204.01/1039	Jigme Dorji National Park, Gasa	-	0.865	-0.865
173	204.01/1040	Royal Manas National Park, Gelephu	-	0.560	-0.560
174	204.01/1041	Thrumshingla National Park, Ura, Bumthang	-	1.210	-1.210
175	204.01/1042	Divisional Forest Office, Gedu	0.016	0.419	-0.403
176	204.01/1043	Divisional Forest Office, Wangdue Phodrang	0.020	2.056	-2.036
177	204.01/1044	Divisional Forest Office, Thimphu	0.015	1.185	-1.169
178	204.01/1045	Forestry Services Division, Trashigang	-	0.797	-0.797
179	204.01/1046	Divisional Forest Office, Samtse	-	3.473	-3.473
180	204.01/1047	Divisional Forest Office, S/Jongkhar	-	2.890	-2.890
181	204.01/1048	Divisional Forest Office, Paro	0.964	4.366	-3.401
182	204.01/1049	Divisional Forest Office, Mongar	0.066	4.831	-4.765
183	204.01/1050	Forestry Services Division, Sarpang	0.335	1.271	-0.936
184	204.01/1051	Divisional Forest Office, Tsirang	-	1.181	-1.181
185	204.01/1052	Divisional Forest Office, Bumthang	-	2.127	-2.127
186	204.01/1053	Forest Resources Dev. Division, Thimphu	0.018	0.411	-0.393
187	204.01/1054	Wangchuck Centennial Park, Bumthang	-	0.498	-0.498
188	204.01/1056	RNR-Research Centre, Bajo	5.534	0.630	4.904
189	204.01/1057	RNR-Research Centre, Jakar, Bumthang	-	22.111	-22.111
190	204.01/1058	RNR-Research Centre, Yusipang	-	1.151	-1.151
191	204.01/1059	RNRRC, Wengkar	-	1.837	-1.837
192	204.01/1060	National Seed Centre, Paro	-	0.018	-0.018
193	204.01/1061	Rural Development Training Centre	-	2.500	-2.500
194	204.01/1062	National Pig Breeding Centre, Gelephu	-	13.180	-13.180
195	204.01/1063	Regional Fish Seed Production Centre, Bhangtar	-	34.256	-34.256
196	204.01/1064	RNR -RDC Bhur, Gelephu	-	1.642	-1.642
197	204.01/1065	Regional Marketing Officer and The Accountant	-	0.821	-0.821
198	204.01/1066	Phibsoo Wildlife Sanctuary, Sarpang	0.177	0.787	-0.610
199	204.01/1068	Jigme Khesar Strict Nature Reserve	-	0.066	-0.066
200	204.01/1069	Divisional Forest Office, Pemagatshel	-	2.394	-2.394
201	204.01/1070	Divisional Forest Office, Dagana	-	1.041	-1.041
202	204.01/1071	Regional Agriculture & Marketing Co-Operative (RAMCO Gelephu)	-	0.190	-0.190
203	204.01/1072	Jomtshangkha Wildlife Sanctuary, Samdrupjongkhar	-	3.068	-3.068

Sl. No.	Account Number	Operating Unit	Receipts	Payment	Net
204	204.01/1073	Native Poultry Breeding Center, Sertsam Lhunatse, Department of Livestock, Ministry of Agriculture and Forest	-	3.806	-3.806
205	204.01/1074	Regional Center for Tigers and Cats Research, Gelephu, Sarpong	-	0.185	-0.185
206	204.01/2003	Management Planning of Wangchuck Centennial Park- Phase II, Bumthang	-	2.469	-2.469
207	204.01/2006	Royal Botanical and Recreational Parks Division, MoA	0.821	1.693	-0.872
208	204.01/2007	GOI & AMMEPP Projects, MoA, Thimphu	-	0.231	-0.231
209	204.01/2013	Strengthening of Livestock Dev. Initiative, DoL	0.028	5.143	-5.115
210	204.01/2016	Ugyen Wangchuck Institute for Conservation and Environment	-	5.173	-5.173
211	204.01/2024	Royal Manas National Park, Gelephu	0.005	7.105	-7.100
212	204.01/2025	Bio-diversity Conservation Project-II, NCD	-	0.098	-0.098
213	204.01/2036	MAGIP Project, Ministry of Agriculture and Forests	-	0.030	-0.030
214	204.01/2038	Wildlife Conservation Division, MoAF, Thimphu	-	4.253	-4.253
215	204.01/2039	AFD, Ministry of Agriculture and FOREST.	0.620	5.507	-4.887
216	204.01/2040	Green Bhutan Project, MoAF, Thimphu	-	0.004	-0.004
217	204.01/2041	The Policy and Planning Division Ministry of Agriculture and Forests Thimphu.	2.895	5.845	-2.950
218	204.01/2042	AFD, MoAF (REDD + Readiness Project)	-	2.301	-2.301
219	204.01/2043	CARLEP, Mongar	-	5.051	-5.051
220	204.01/2044	Agricultural Research & Development Centre (Renewable Natural Resources Research Development Centre, Wengkhari)	-	0.046	-0.046
221	204.01/2045	Regional Agricultural Marketing & Cooperative Office (RAMCO)	-	0.307	-0.307
222	204.01/2047	Directorate Services, Ministry of Agriculture and Forests	-	0.189	-0.189
223	204.01/2052	Agriculture Research and Development Centre, Yusipang, Thimphu	-	2.000	-2.000
224	205.01/1001	Secretariat Services, Thimphu	0.511	14.192	-13.680
225	205.01/1002	Department of Trade, Thimphu	-	59.087	-59.087
226	205.01/1003	Department of Geology & Mines, Thimphu	0.130	1.942	-1.811
227	205.01/1005	Department of Industry, Thimphu	-	42.981	-42.981
228	205.01/1006	Regional Trade & Industry Office, Trongsa	-	0.016	-0.016
229	205.01/1007	Regional Trade & Industry Office, Phuentsholing	-	0.046	-0.046
230	205.01/1010	Regional Trade & Industry Office, Mongar	-	0.002	-0.002
231	205.01/1011	Department of Geology & Mines (Deposit Works), Thimphu	-	2.235	-2.235
232	205.01/1012	Department of Cottage & Small Industries, Thimphu	-	3.775	-3.775
233	205.01/1013	Department of HydroPower & Power Systems	0.246	0.541	-0.295
234	205.01/1014	Department of Renewable Energy	-	-	-
235	205.01/1015	Department of HydroMet Services	-	2.563	-2.563
236	205.01/1016	Office of the Consumer Protection, Thimphu	-	0.809	-0.809
237	205.01/2001	EIT, Department of Trade, MoEA, Thimphu	-	0.090	-0.090
238	205.01/2003	Flood Warning Unit (Hydromet), DoE, Thimphu	-	0.015	-0.015
239	205.01/2009	Phuentsholing Thromdey for Department of Trade, MoEA	-	0.524	-0.524
240	206.01/1001	Secretariat, Ministry of Works & Human Settlement, Thimphu	0.234	19.015	-18.781

Sl. No.	Account Number	Operating Unit	Receipts	Payment	Net
241	206.01/1002	Department of Roads, Thimphu	1.006	6.977	-5.971
242	206.01/1003	Department of Engineering Services	7.244	25.275	-18.031
243	206.01/1004	Field Roads Maintenance Division, DOR, Zhemgang	5.542	69.729	-64.188
244	206.01/1005	Field Roads Maintenance Division, DOR, Lobesa	1.098	119.364	-118.266
245	206.01/1006	Field Roads Maintenance Division, DOR, Trashigang	3.479	87.618	-84.139
246	206.01/1007	Field Roads Maintenance Division, DOR, Phuentsholing	1.623	43.326	-41.703
247	206.01/1008	Field Roads Maintenance Division, DOR, Sarpang	0.288	35.932	-35.644
248	206.01/1009	Field Roads Maintenance Division, DOR, Lingmithang	7.545	83.221	-75.676
249	206.01/1010	Field Roads Maintenance Division, DOR, Trongsa	2.990	153.614	-150.625
250	206.01/1011	Field Roads Maintenance Division, DOR, Thimphu	3.619	138.413	-134.793
251	206.01/1014	Central Stores Unit, DoR, Phuentsholing (Deposit Work)	-	1,276.959	-1,276.959
252	206.01/1017	Department of Human Settlement, MoWHS	-	3.742	-3.742
253	206.01/1018	Project Management Office for Gomphu - Pangbang & Mamung - Digala Road Project	38.921	18.338	20.583
254	206.01/1019	Field Road Division, Department of Road, Samdrup Jongkhar	-	46.738	-46.738
255	206.01/1020	Phuentsholing Thromdey	5.302	11.105	-5.803
256	206.01/2001	Project Coordination Unit, RAP- II, DoR, Thimphu	1.085	2.215	-1.130
257	206.01/2005	Gyelposhing-Nganglam Road Project, DOR, Lingmithang	22.801	46.072	-23.271
258	206.01/2018	Second Bhutan Urban Development Project	-	0.201	-0.201
259	206.01/2021	Second Bhutan Urban Development Project, City Corporation, Thimphu	-	25.414	-25.414
260	206.01/2023	Department of Engineering Section, MoWHS	-	12.819	-12.819
261	206.01/2024	ORIO-RGOB Project, DoR, MoWHS, Dagapela	45.184	23.134	22.050
262	206.01/2025	Phuentsholing Thromdey for Department of Engineering Services, MoWHS	-	4.795	-4.795
263	206.01/2026	Department of Road (Project# SASEC Project BHU-L/3149, G-004)	0.010	8.399	-8.389
264	206.01/2027	Directorate Services, MoWHS	-	17.460	-17.460
265	207.01/1001	Ministry of Information & Communications Secretariat, Thimphu	0.144	0.224	-0.080
266	207.01/1002	Department of Air Transport (DoAT)	5.929	82.991	-77.062
267	207.01/1003	Roads Safety and Transport Authority, MOIC	-	1.657	-1.657
268	207.01/1004	Regional Transport Office, RSTA, Phuentsholing	-	0.145	-0.145
269	207.01/1005	Regional Transport Office, RSTA, Gelephu	-	0.246	-0.246
270	207.01/1006	Regional Transport Office, RSTA, Samdrup Jongkhar	-	0.059	-0.059
271	207.01/1007	Department of Information & Technology	25.266	53.609	-28.343
272	207.01/1008	Department of Information & Media	1.108	2.432	-1.325
273	207.01/1009	Bhutan Civil Aviation Authority (BCAA)	-	0.263	-0.263
274	207.01/1010	Regional Transport Office. Mongar	-	0.101	-0.101
275	207.01/2002	DIT, Ministry of Information and Communicaitons	-	0.385	-0.385
276	207.01/2005	Department of Air Transport, Ministry of Information & Communications, Paro	-	2.869	-2.869
277	208.01/1001	Ministry of Health Secretariat, Thimphu	0.155	9.891	-9.736
278	208.01/1002	Department of Public Health Services, MoH, Thimphu	0.037	1.268	-1.231
279	208.01/1003	Department of Medical Services, MoH, Thimphu	1.091	2.443	-1.352

Sl. No.	Account Number	Operating Unit	Receipts	Payment	Net
280	208.01/1005	Regional Referral Hospital, Mongar	0.432	4.292	-3.861
281	208.01/1006	Central Regional Referral Hospital, Gelephu	0.078	2.282	-2.204
282	208.01/1007	Malaria Eradication Program, Gelephu	-	0.044	-0.044
283	208.01/1009	Medical Supply Depot, Phuentsholing	-	5.778	-5.778
284	208.01/1010	Phuentsholing General Hospital	0.003	0.516	-0.513
285	208.01/1011	Department of Traditional Medicine Services (DTMS), MoH	0.272	1.892	-1.620
286	208.01/1012	Department of Medical Supply and Health Infrastructure (DMSHI)	6.931	21.544	-14.613
287	208.01/2002	HIV AIDS Project, Ministry of Health	-	0.850	-0.850
288	208.01/2004	RENEW Secretariat, Thimphu	-	0.223	-0.223
289	208.01/2005	Vector-Borne Disease Control Programme, Gelephu	-	0.003	-0.003
290	208.01/2008	Country Coordination Mechanism, Ministry of Health	0.004	0.012	-0.008
291	208.01/2009	Construction of CRR Hospital, Gelephu, MoH, Thimphu	-	48.429	-48.429
292	208.01/2012	TB Control Programme, MoH, Thimphu	-	0.493	-0.493
293	208.01/2013	Enhanced Malaria Control Project, Gelephu	-	0.003	-0.003
294	208.01/2016	International Assistance, Ministry of Health, Thimphu	0.003	0.438	-0.436
295	208.01/2017	UNICEF Assisted Projects, Ministry of Health, Thimphu	-	0.046	-0.046
296	208.01/2022	Reconstruction of 40 bedded Samtse Hospital, Ministry of Health	-	0.381	-0.381
297	208.01/2024	Health Infrastructure Development Division, MoH	-	25.069	-25.069
298	209.01/1001	Ministry Of Education Secretariat, Thimphu	0.015	0.106	-0.091
299	209.01/1002	Department Of Adult and Higher Education, MOE, Thimphu	-	0.036	-0.036
300	209.01/1003	Department of School Education, MoE, Thimphu	-	4.882	-4.882
301	209.01/1004	Department of Youth, Culture & Sports, MoE, Thimphu	0.012	1.190	-1.178
302	209.01/2001	International Assistance, Ministry of Education, Thimphu	6.964	121.234	-114.270
303	209.01/2002	UNICEF Assisted Project, Ministry of Education, Thimphu	-	0.113	-0.113
304	209.01/2003	Scholarship Division, Dept. of Adult & Higher Education, Thimphu	-	3.576	-3.576
305	209.01/2007	Save the Children Fund-USA assisted Project	-	0.026	-0.026
306	209.01/2008	Deptt. of Youth & Sports, Ministry of Education, Thimphu	-	0.039	-0.039
307	210.01/1001	Ministry of Labour & Human Resources Secretariat, Thimphu	-	2.290	-2.290
308	210.01/1002	Department of Technical Education, Thimphu	0.005	17.150	-17.145
309	210.01/1003	Department of Occupational Standards, MoLHR, Thimphu	1.348	1.356	-0.009
310	210.01/1004	Department of Labour, MoLHR	-	0.059	-0.059
311	210.01/1005	Department of Employment and Human Resources, MoLHR	0.326	0.639	-0.314
312	210.01/1006	Trashhi Yangtse Institute for Zorig Chusum	-	0.009	-0.009
313	210.01/1009	Samthang Institute of Automobile Engineering	0.102	0.562	-0.460
314	210.01/1010	Vocational Training Institute, Khuruthang, Punakha	0.055	0.999	-0.945
315	210.01/1011	Vocational Training Institute, Rangjung, Trashigang	0.013	1.094	-1.081
316	210.01/1012	Jigme Wangchuk Power Training Institute, Dekiling, Sarpang	-	2.418	-2.418
317	210.01/1013	Chumey Vocational Training Institute, Bumthang	-	4.191	-4.191
318	210.01/1014	Technical Training Institute, MoLHR, Thimphu	-	0.109	-0.109
319	210.01/2006	Department of Technical Education, MoLHR	0.015	0.110	-0.095

Sl. No.	Account Number	Operating Unit	Receipts	Payment	Net
320	401.01/1001	Dzongkhag Administration, Chhukha	48.717	141.107	-92.390
321	401.01/1002	Phuentsholing Drungkhag	0.259	19.226	-18.967
322	401.02/1001	Sampheling Geog, Chhuka	-	1.706	-1.706
323	401.03/1001	Bongo Geog, Chhuka	-	1.255	-1.255
324	401.04/1001	Chapcha Geog, Chhukha Dzongkhag	-	0.791	-0.791
325	401.05/1001	Dungna Geog, Chhukha Dzongkhag	-	0.330	-0.330
326	401.06/1001	Gayling Geog, Chhukha Dzongkhag	-	1.374	-1.374
327	401.07/1001	Darla Geog, Chhuka	-	0.964	-0.964
328	401.08/1001	Getana Geog, Chhukha Dzongkhag	-	0.815	-0.815
329	401.09/1001	Jabcho Geog, Chhukha Dzongkhag	-	0.779	-0.779
330	401.10/1001	Lokchina Geog, Chhuka	-	0.619	-0.619
331	401.11/1001	Metakha Geog, Chhukha Dzongkhag	-	0.208	-0.208
332	401.12/1001	Phuentsholing Geog, Chhuka	-	2.584	-2.584
333	402.01/1001	Dzongkhag Administration, Haa	3.706	75.845	-72.139
334	402.02/1001	Bjee Geog, Ha Dzongkhag	0.700	2.427	-1.727
335	402.03/1001	Kastho Geog, Ha Dzongkhag	-	0.373	-0.373
336	402.04/1001	Sambekha Geog, Ha Dzongkhag	-	0.692	-0.692
337	402.05/1001	Sama Geog, Ha Dzongkhag	-	0.225	-0.225
338	402.06/1001	Uesu Geog, Ha Dzongkhag	0.580	2.034	-1.454
339	402.07/1001	Gakiling Geog, Haa Dzongkhag	-	0.711	-0.711
340	403.01/1001	Dzongkhag Administration, Paro	7.099	42.804	-35.705
341	403.02/1001	Dobshari Geog, Paro Dzongkhag	-	3.440	-3.440
342	403.03/1001	Dogar Geog, Paro Dzongkhag	-	0.175	-0.175
343	403.04/1001	Dotey Geog, Paro Dzongkhag	-	0.410	-0.410
344	403.05/1001	Horey Geog, Paro Dzongkhag	-	0.385	-0.385
345	403.06/1001	Lango Geog, Paro Dzongkhag	-	0.767	-0.767
346	403.07/1001	Lungni Geog, Paro Dzongkhag	-	1.090	-1.090
347	403.08/1001	Naja Geog, Paro Dzongkhag	0.200	2.336	-2.136
348	403.09/1001	Shaba Geog, Paro Dzongkhag	0.082	4.718	-4.636
349	403.10/1001	Tsento Geog, Paro Dzongkhag	-	4.970	-4.970
350	403.11/1001	Wangchang Geog, Paro Dzongkhag	-	0.741	-0.741
351	404.01/1001	Dzongkhag Administration, Samtse	0.413	51.565	-51.151
352	404.01/1002	Sipsu Drungkhag	0.110	21.838	-21.728
353	404.01/1003	Dorokha Drungkhag	0.221	12.885	-12.664
354	404.02/1001	Bara Geog, Samtse Dzongkhag	-	0.384	-0.384
355	404.03/1001	Biru Geog, Samtse Dzongkhag	-	0.459	-0.459
356	404.04/1001	Charghare Geog, Samtse Dzongkhag	-	1.186	-1.186
357	404.05/1001	Chengmari Geog, Samtse Dzongkhag	-	0.807	-0.807
358	404.06/1001	Denchhukha Geog, Samtse Dzongkhag	-	2.124	-2.124
359	404.07/1001	Dorokha Geog, Samtse Dzongkhag	-	1.302	-1.302
360	404.08/1001	Dumtoe Geog, Samtse Dzongkhag	-	1.735	-1.735
361	404.09/1001	Ghumauney Geog, Samtse Dzongkhag	-	0.785	-0.785
362	404.10/1001	Lhahareni Geog, Samtse Dzongkhag	-	2.001	-2.001

Sl. No.	Account Number	Operating Unit	Receipts	Payment	Net
363	404.11/1001	Tendu Geog, Samtse Dzongkhag	0.011	1.867	-1.856
364	404.12/1001	Nainital Geog, Samtse Dzongkhag	-	0.565	-0.565
365	404.13/1001	Pagli Geog, Samtse Dzongkhag	0.219	1.371	-1.152
366	404.14/1001	Samtse Geog, Samtse Dzongkhag	0.022	0.682	-0.659
367	404.15/1001	Sibsu Geog, Samtse Dzongkhag	-	0.901	-0.901
368	404.16/1001	Tading Geog, Samtse Dzongkhag	-	2.767	-2.767
369	405.01/1001	Dzongkhag Administration, Tsirang	0.162	32.009	-31.847
370	405.02/1001	Beteni Geog, Tsirang Dzongkhag	-	0.445	-0.445
371	405.03/1001	Dunglegang Geog, Tsirang Dzongkhag	-	0.100	-0.100
372	405.04/1001	Barshong Geog, Tsirang Dzongkhag	-	0.316	-0.316
373	405.05/1001	Gosheling Geog, Tsirang Dzongkhag	-	0.535	-0.535
374	405.06/1001	Rangthangling Geog, Tsirang Dzongkhag	-	0.325	-0.325
375	405.07/1001	Kikhorthang Geog, Tsirang Dzongkhag	-	0.783	-0.783
376	405.08/1001	Mendrelgang Geog, Tsirang Dzongkhag	-	0.416	-0.416
377	405.09/1001	Patale Geog, Tsirang Dzongkhag	-	0.249	-0.249
378	405.10/1001	Phuentenchhu Geog, Tsirang Dzongkhag	-	0.764	-0.764
379	405.11/1001	Semjong Geog, Tsirang Dzongkhag	-	0.365	-0.365
380	405.12/1001	Tsholingkhar Geog, Tsirang Dzongkhag	-	0.179	-0.179
381	405.13/1001	Tsirangtoe Geog, Tsirang Dzongkhag	-	0.472	-0.472
382	406.01/1001	Dzongkhag Administration, Dagana	4.321	99.004	-94.683
383	406.01/1002	Lhamoizingkha Dungkhag, Dagana	0.004	10.930	-10.927
384	406.02/1001	Dorona Geog, Dagana Dzongkhag	-	0.415	-0.415
385	406.03/1001	Drujeygang Geog, Dagana Dzongkhag	-	0.528	-0.528
386	406.04/1001	Gesarling Geog, Dagana Dzongkhag	-	0.714	-0.714
387	406.05/1001	Goshi Geog, Dagana Dzongkhag	-	0.212	-0.212
388	406.06/1001	Kana Geog, Dagana Dzongkhag	-	1.062	-1.062
389	406.07/1001	Khebisa Geog, Dagana Dzongkhag	-	0.742	-0.742
390	406.08/1001	Lajab Geog, Dagana Dzongkhag	0.027	0.482	-0.455
391	406.09/1001	Tashiding Geog, Dagana Dzongkhag	-	0.579	-0.579
392	406.10/1001	Tshendaygang Geog, Dagana Dzongkhag	-	1.053	-1.053
393	406.11/1001	Tshangkha Geog, Dagana Dzongkhag	-	0.786	-0.786
394	406.12/1001	Tseza Geog, Dagana Dzongkhag	-	0.754	-0.754
395	406.13/1001	Deoralı Geog, Dagana Dzongkhag	-	0.590	-0.590
396	406.14/1001	Lhamoizingkha Geog, Dagana Dzongkhag	0.001	0.370	-0.369
397	406.15/1001	Nichula Geog, Dagana Dzongkhag	-	0.241	-0.241
398	407.01/1001	Dzongkhag Administration, Punakha	1.166	33.772	-32.606
399	407.02/1001	Chhubu Geog, Punakha Dzongkhag	-	0.929	-0.929
400	407.03/1001	Goenshari Geog, Punakha Dzongkhag	-	0.280	-0.280
401	407.04/1001	Guma Geog, Punakha Dzongkhag	-	0.843	-0.843
402	407.05/1001	Kabjisa Geog, Punakha Dzongkhag	-	2.017	-2.017
403	407.06/1001	Lingbukha Geog, Punakha Dzongkhag	-	0.322	-0.322
404	407.07/1001	Shengana Geog, Punakha Dzongkhag	-	0.452	-0.452

Sl. No.	Account Number	Operating Unit	Receipts	Payment	Net
405	407.08/1001	Talo Geog, Punakha Dzongkhag	-	0.411	-0.411
406	407.09/1001	Toewang Geog, Punakha Dzongkhag	-	0.531	-0.531
407	407.10/1001	Zoma Geog, Punakha Dzongkhag	-	0.533	-0.533
408	407.11/1001	Baap Geog, Punakha	-	0.807	-0.807
409	407.12/1001	Toebesa Geog, Punakha	-	0.330	-0.330
410	408.01/1001	Dzongkhag Administration, Wangdue Phodrang	0.003	45.107	-45.104
411	408.02/1001	Bjena Gewog, Wangdue Phodrang Dzongkhag	-	2.178	-2.178
412	408.03/1001	Dangchhu Geog, Wangdue Phodrang Dzongkhag	-	0.022	-0.022
413	408.04/1001	Darkar Geog, Wangdue Phodrang Dzongkhag	-	0.616	-0.616
414	408.05/1001	Gangtey Geog, Wangdue Phodrang Dzongkhag	0.011	0.643	-0.632
415	408.06/1001	Gasetshogom Geog, Wangdue Phodrang Dzongkhag	-	0.491	-0.491
416	408.07/1001	Gasetshowom Geog, Wangdue Phodrang Dzongkhag	-	0.285	-0.285
417	408.08/1001	Kashi Geog, Wangdue Phodrang Dzongkhag	-	0.399	-0.399
418	408.09/1001	Nahi Geog, Wangdue Phodrang Dzongkhag	-	0.216	-0.216
419	408.10/1001	Nisho Geog, Wangdue Phodrang Dzongkhag	0.008	0.520	-0.512
420	408.11/1001	Phangyul Geog, Wangdue Phodrang Dzongkhag	0.009	0.483	-0.474
421	408.12/1001	Phobjee Geog, Wangdue Phodrang Dzongkhag	-	1.011	-1.011
422	408.13/1001	Roepa Geog, Wangdue Phodrang Dzongkhag	-	0.423	-0.423
423	408.14/1001	Sephu Geog, Wangdue Phodrang Dzongkhag	-	6.347	-6.347
424	408.15/1001	Athang Gewog, Wangdue Phodrang Dzongkhag	-	2.851	-2.851
425	408.16/1001	Thetshong Geog, Wangdue Phodrang Dzongkhag	-	0.433	-0.433
426	409.01/1001	Dzongkhag Administration, Bumthang	3.215	48.922	-45.707
427	409.02/1001	Chhoekhor Geog, Bumthang Dzongkhag	-	0.253	-0.253
428	409.03/1001	Chhume Geog, Bumthang Dzongkhag	0.253	0.767	-0.514
429	409.04/1001	Tang Geog, Bumthang Dzongkhag	-	0.221	-0.221
430	410.01/1001	Dzongkhag Administration, Sarpang	2.498	49.822	-47.324
431	410.01/1002	Dungkhag Administration, Gelephu	0.036	3.432	-3.397
432	410.02/1002	Samtayling Geog, Sarpang Dzongkhag	-	0.798	-0.798
433	410.03/1002	Chuzangang Geog, Sarpang Dzongkhag	0.027	1.068	-1.041
434	410.04/1001	Dekiling Geog, Sarpang Dzongkhag	-	0.245	-0.245
435	410.05/1001	Doeban Geog, Sarpang Dzongkhag	-	0.875	-0.875
436	410.06/1002	Tareything Geog, Sarpang Dzongkhag	0.218	0.511	-0.293
437	410.07/1002	Gelephu Geog, Sarpang Dzongkhag	0.352	3.602	-3.250
438	410.08/1001	Hilley Geog, Sarpang Dzongkhag	0.003	1.214	-1.211
439	410.09/1002	Jigmechoeling Geog, Sarpang Dzongkhag	0.555	5.170	-4.615
440	410.10/1002	Umling Gewog, Sarpang Dzongkhag	-	1.414	-1.414
441	410.11/1001	Singhi Geog, Sarpang Dzongkhag	0.122	0.395	-0.273
442	410.12/1001	Sarpangtar Geog, Sarpang Dzongkhag	-	0.726	-0.726
443	410.13/1002	Sershong Geog, Sarpang Dzongkhag	0.093	1.887	-1.794
444	411.01/1001	Dzongkhag Administration, Zhemgang	-	23.947	-23.947
445	411.01/1003	Panbang Dungkhag	-	1.805	-1.805
446	411.02/1001	Bardo Geog, Zhemgang Dzongkhag	-	1.241	-1.241
447	411.03/1002	Bjoka Gewog, Panbang Dungkhag	-	0.277	-0.277

Sl. No.	Account Number	Operating Unit	Receipts	Payment	Net
448	411.04/1001	Nangkor Geog, Zhemgang Dzongkhag	-	4.918	-4.918
449	411.05/1002	Ngangla Gewog	-	0.838	-0.838
450	411.06/1002	Phangkhar Gewog	-	0.287	-0.287
451	411.07/1001	Shingkar Geog, Zhemgang Dzongkhag	-	1.801	-1.801
452	411.08/1001	Trong Geog, Zhemgang Dzongkhag	-	0.349	-0.349
453	411.09/1002	Goshing Gewog, Panbang Dungkhag	-	0.908	-0.908
454	412.01/1001	Dzongkhag Administration, Trongsa	0.730	34.976	-34.246
455	412.02/1001	Dragteng Geog, Trongsa Dzongkhag	-	0.297	-0.297
456	412.03/1001	Korphu Geog, Trongsa Dzongkhag	0.320	0.986	-0.666
457	412.04/1001	Langthel Geog, Trongsa Dzongkhag	-	0.585	-0.585
458	412.05/1001	Nubi Geog, Trongsa Dzongkhag	-	1.135	-1.135
459	412.06/1001	Tangsibji Geog, Trongsa Dzongkhag	-	0.219	-0.219
460	413.01/1001	Dzongkhag Administration, Lhuentse	0.066	26.862	-26.796
461	413.02/1001	Gangzur Geog, Lhuentse Dzongkhag	-	1.859	-1.859
462	413.03/1001	Jarey Geog, Lhuentse Dzongkhag	-	0.866	-0.866
463	413.04/1001	Khoma Geog, Lhuentse Dzongkhag	-	1.007	-1.007
464	413.05/1001	Kurtoe Geog, Lhuentse Dzongkhag	-	0.873	-0.873
465	413.06/1001	Minjay Geog, Lhuentse Dzongkhag	-	0.384	-0.384
466	413.07/1001	Menbi Geog, Lhuentse Dzongkhag	-	3.046	-3.046
467	413.08/1001	Metsho Geog, Lhuentse Dzongkhag	-	0.176	-0.176
468	413.09/1001	Tshenkar Geog, Lhuentse Dzongkhag	-	0.398	-0.398
469	414.01/1001	Dzongkhag Administration, Mongar	0.008	80.074	-80.066
470	414.01/1002	Office of the Gyaltsab	-	0.110	-0.110
471	414.01/2003	CARLEP, Dzongkhag Administration, Mongar	-	0.370	-0.370
472	414.02/1001	Balam Geog, Mongar Dzongkhag	-	0.253	-0.253
473	414.03/1001	Chali Geog, Mongar Dzongkhag	-	0.695	-0.695
474	414.04/1001	Chaskhar Geog, Mongar Dzongkhag	0.127	0.760	-0.634
475	414.05/1001	Dramtse Geog, Mongar Dzongkhag	-	0.318	-0.318
476	414.06/1001	Drepong Geog, Mongar Dzongkhag	0.040	0.371	-0.331
477	414.07/1001	Gongdue Geog, Mongar Dzongkhag	-	0.133	-0.133
478	414.08/1001	Jurmey Geog, Mongar Dzongkhag	-	0.730	-0.730
479	414.09/1001	Kengkhar Geog, Mongar Dzongkhag	-	0.644	-0.644
480	414.10/1001	Mongar Geog, Mongar Dzongkhag	-	1.017	-1.017
481	414.11/1001	Natshang Geog, Mongar Dzongkhag	-	0.495	-0.495
482	414.12/1001	Saleng Geog, Mongar Dzongkhag	-	0.493	-0.493
483	414.13/1001	Sherimung Geog, Mongar Dzongkhag	-	0.435	-0.435
484	414.14/1001	Silambi Geog, Mongar Dzongkhag	-	0.653	-0.653
485	414.15/1001	Thangrong Geog, Mongar Dzongkhag	-	0.610	-0.610
486	414.16/1001	Tsakaling Geog, Mongar Dzongkhag	-	0.439	-0.439
487	414.17/1001	Tsamang Geog, Mongar Dzongkhag	-	0.165	-0.165
488	414.18/1001	Narang Geog, Mongar Dzongkhag	-	0.314	-0.314
489	415.01/1001	Dzongkhag Administration, Pema Gatshel	0.296	32.167	-31.871
490	415.01/1002	Nganglam Drungkhag	0.032	49.643	-49.611

Sl. No.	Account Number	Operating Unit	Receipts	Payment	Net
491	415.01/2003	CARLEP,P/Gatshel	1.234	1.777	-0.542
492	415.02/1001	Chongshing Gewog, Pema Gatshel Dzongkhag	-	0.657	-0.657
493	415.03/1001	Chhimung Geog, Pema Gatshel Dzongkhag	-	0.318	-0.318
494	415.04/1001	Dungme Geog, Pema Gatshel Dzongkhag	-	0.197	-0.197
495	415.05/1001	Khar Geog, Pema Gatshel Dzongkhag	-	0.160	-0.160
496	415.06/1001	Shumar geog, Pema Gatshel Dzongkhag	-	0.716	-0.716
497	415.07/1001	Yurung Geog, Pema Gatshel Dzongkhag	-	0.139	-0.139
498	415.08/1001	Zobel Geog, Pema Gatshel Dzongkhag	-	0.328	-0.328
499	415.09/1001	Decheling Gewog, Nganglam Dungkhag	-	2.486	-2.486
500	415.10/1001	Norbugang Gewog, Nganglam Dungkhag	-	0.379	-0.379
501	415.11/1001	Nanong Gewog, Pemagatshel Dzongkhag	-	0.206	-0.206
502	415.12/1001	Chokorling Gewog, Nganglam Dungkhag	-	0.148	-0.148
503	416.01/1001	Dzongkhag Administration, Samdrup Jongkhar	-	68.207	-68.207
504	416.01/1002	Samdrupcholing Dungkhag	-	3.330	-3.330
505	416.01/1003	Jomotshangkha Dungkhag	0.041	16.184	-16.143
506	416.02/1001	Phuntshothang Geog, Samdrup Jongkhar Dzongkhag	-	2.679	-2.679
507	416.03/1001	Pemethang Geog, Samdrup Jongkhar Dzongkhag	0.001	0.476	-0.476
508	416.04/1001	Gomdar Geog, Samdrup Jongkhar Dzongkhag	-	0.701	-0.701
509	416.05/1001	Wangphu Geog, S/Jongkhar Dzongkhag	-	0.819	-0.819
510	416.06/1001	Langchenphu Geog, Samdrup Jongkhar Dzongkhag	-	0.577	-0.577
511	416.07/1001	Lauri Geog, Samdrup Jongkhar Dzongkhag	-	1.048	-1.048
512	416.08/1001	Martshala Geog, Samdrup Jongkhar Dzongkhag	0.015	0.922	-0.907
513	416.09/1001	Deothang Geog, S/Jongkhar Dzongkhag	-	1.348	-1.348
514	416.10/1001	Orong Geog, Samdrup Jongkhar Dzongkhag	-	1.237	-1.237
515	416.11/1001	Samrang Geog, Samdrup Jongkhar Dzongkhag	0.002	0.137	-0.136
516	416.12/1001	Serthi Geog, Samdrup Jongkhar Dzongkhag	-	1.525	-1.525
517	417.01/1001	Dzongkhag Administration, Trashigang	0.875	97.094	-96.220
518	417.01/1002	Sakteng Dungkhag, Tashigang	-	3.584	-3.584
519	417.01/1003	Thrimshing Dungkhag, Tashigang	0.007	0.694	-0.688
520	417.01/1004	Wamrong Dungkhag, Tashigang	0.013	0.357	-0.345
521	417.01/2003	CARLEP,Trashigang	-	0.039	-0.039
522	417.04/1001	Kanglung Geog, Trashigang Dzongkhag	-	1.626	-1.626
523	417.05/1001	Kangpara Geog, Trashigang Dzongkhag	-	0.388	-0.388
524	417.06/1001	Khaling Geog, Trashigang Dzongkhag	0.037	0.579	-0.542
525	417.07/1001	Lumang Geog, Trashigang Dzongkhag	-	3.571	-3.571
526	417.08/1001	Merak Geog, Trashigang Dzongkhag	-	2.244	-2.244
527	417.09/1001	Yangneer Geog, Trashigang Dzongkhag	-	2.805	-2.805
528	417.10/1001	Phongmey Geog, Trashigang Dzongkhag	-	0.173	-0.173
529	417.11/1001	Radhi Geog, Trashigang Dzongkhag	-	0.187	-0.187
530	417.12/1001	Sakten Geog, Trashigang Dzongkhag	-	0.199	-0.199
531	417.13/1001	Samkhar Geog, Trashigang Dzongkhag	-	1.325	-1.325
532	417.14/1001	Shongphu Geog, Trashigang Dzongkhag	-	1.871	-1.871
533	417.15/1001	Thrimshing Geog, Trashigang Dzongkhag	-	0.214	-0.214

Sl. No.	Account Number	Operating Unit	Receipts	Payment	Net
534	417.16/1001	Uzarong Geog, Trashigang Dzongkhag	-	0.240	-0.240
535	418.01/1001	Dzongkhag Administration, Thimphu	0.105	26.382	-26.276
536	418.01/1002	Lingzhi Drungkhag	-	0.079	-0.079
537	418.02/1001	Soe Geog, Thimphu Dzongkhag	-	1.952	-1.952
538	418.03/1001	Chang Geog, Thimphu Dzongkhag	-	0.636	-0.636
539	418.04/1001	Dagala Geog, Thimphu Dzongkhag	-	2.168	-2.168
540	418.05/1001	Gayney Geog, Thimphu Dzongkhag	-	0.164	-0.164
541	418.06/1001	Kawang Geog, Thimphu Dzongkhag	0.050	0.810	-0.760
542	418.07/1001	Lingshi Geog, Thimphu Dzongkhag	-	0.716	-0.716
543	418.08/1001	Mewang Geog, Thimphu Dzongkhag	0.012	0.605	-0.593
544	418.09/1001	Naro Geog, Thimphu Dzongkhag	-	0.253	-0.253
545	419.01/1002	Gasa Dzongkhag	0.054	25.881	-25.827
546	419.02/1002	Geonkhamed Gewog	0.001	0.252	-0.250
547	419.03/1002	Geonkhatoed Gewog	-	0.697	-0.697
548	419.04/1002	Laya Gewog	0.440	1.322	-0.881
549	419.05/1002	Lunana Gewog	-	2.727	-2.727
550	420.01/1001	Dzongkhag Administration, Trashi Yangtse	0.051	111.583	-111.532
551	420.01/2002	MAGIP Project, Trashiyangtse Dzongkhag	-	0.001	-0.001
552	420.01/2003	CARLEP,T/Yangtse	-	0.641	-0.641
553	420.02/1001	Bumdiling Gewog, Trashi Yangtse Dzongkhag	-	1.942	-1.942
554	420.03/1001	Jamkhar Gewog, Trashi Yangtse Dzongkhag	-	0.293	-0.293
555	420.04/1001	Khamdang Gewog, Trashi Yangtse Dzongkhag	0.003	0.401	-0.397
556	420.05/1001	Ramjar Gewog, Trashi Yangtse Dzongkhag	-	0.117	-0.117
557	420.06/1001	Toetsho Gewog, Trashi Yangtse Dzongkhag	-	0.295	-0.295
558	420.07/1001	Tongshang Gewog, Trashi Yangtse Dzongkhag	-	0.592	-0.592
559	420.08/1001	Yalang Gewog, Trashi Yangtse Dzongkhag	-	0.573	-0.573
560	420.09/1001	Yangtse Gewog, Trashi Yangtse Dzongkhag	-	2.355	-2.355
Total			480.178	5,397.317	-4,917.138

SCHEDULE 9: SCHEDULE OF PERSONAL ADVANCES DURING THE FISCAL YEAR 2017-18

Sl. No.	Account Number	Operating Unit	Receipts	Payment	Net
1	101.01/1001	His Majestys Secretariat, Thimphu	0.758	0.758	-
2	102.01/1001	Secretariat of His Majesty the Fourth Druk Gyalpo	0.020	0.040	-0.020
3	103.01/1001	National Assembly of Bhutan, Thimphu	14.292	15.263	-0.971
4	104.01/1001	National Council Secretariat, Thimphu	9.868	9.386	0.482
5	105.01/1001	Central Monastic Secretariat, Thimphu	0.773	0.773	-
6	105.01/1003	HM Secretariat, Council for Religious Affairs	0.006	0.012	-0.006
7	105.01/2001	Religion & Health Project, Central Monastic Secretariat, Thimphu	0.030	-	0.030
8	106.01/1001	High Court, Thimphu	0.939	0.939	-
9	106.01/1002	District Court, Thimphu	0.580	0.541	0.039
10	106.01/1003	District Court, Trashigang	0.181	0.181	-
11	106.01/1004	District Court, Wangdue Phodrang	0.041	0.041	-
12	106.01/1005	District Court, Punakha	0.182	0.182	-
13	106.01/1006	District Court, Sarpang	0.040	0.040	-
14	106.01/1007	District Court, Tsirang	0.190	0.190	-
15	106.01/1008	District Court, Paro	0.142	0.142	-
16	106.01/1010	District Court, Samtse	0.247	0.278	-0.031
17	106.01/1011	District Court, Samdrup Jongkhar	0.107	0.107	-
18	106.01/1012	District Court, Mongar	0.189	0.189	-
19	106.01/1013	District Court, Haa	0.138	0.138	-
20	106.01/1014	District Court, Trongsa	0.057	0.057	-
21	106.01/1015	District Court, Zhemgang	0.312	0.312	-
22	106.01/1016	District Court, Dagana	0.206	0.200	0.006
23	106.01/1017	District Court, Lhuentse	0.102	0.102	-
24	106.01/1018	District Court, Pema Gatshel	0.129	0.133	-0.004
25	106.01/1019	District Court, Bumthang	0.168	0.168	-
26	106.01/1021	District Court, Trashy Yangtse	0.559	0.559	-
27	106.01/1022	Dungkhag Court, Phuentsholing	0.050	0.050	-
28	106.01/1024	Dungkhag Court, Gelephu	0.067	0.067	-
29	106.01/1025	Drungkhag Court, Lhamoi Zhingka	0.269	0.269	-
30	106.01/1026	Drungkhag Court, Dorokha	0.045	0.045	-
31	106.01/1027	Drungkhag Court, Sipsoo	0.035	0.040	-0.005
32	106.01/1030	Drungkhag Court, Nanglam	0.067	0.067	-
33	106.01/1031	Drungkhag Court, Weringla	0.030	0.030	-
34	106.01/1032	Drungkhag Court, Lingshi	0.166	0.223	-0.057
35	106.01/1033	Drungkhag Court, Jomotsangkha	0.010	0.010	-
36	106.01/1034	Drungkhag Court, Samdrupcholing	0.085	0.085	-
37	106.01/1035	Drungkhag Court, Sakteng	0.130	0.130	-
38	106.01/1036	Drungkhag Court, Sombaykha	0.143	0.143	-
39	106.01/1037	Supreme Court	2.001	2.001	-
40	106.01/1039	District Court Gasa	0.163	0.532	-0.369
41	106.01/1040	Panbang Dungkhag Court	0.023	0.023	-
42	107.01/1001	Royal Civil Service Commission, Thimphu	1.892	1.774	0.118

Sl. No.	Account Number	Operating Unit	Receipts	Payment	Net
43	108.01/1001	Anti-Corruption Commission	8.749	8.749	-
44	109.01/1001	Election Commissioner Office, Thimphu	2.061	2.037	0.024
45	110.01/1001	Royal Audit Authority, Thimphu	15.333	14.642	0.691
46	110.01/1002	Regional Royal Audit Authority (East), S/Jongkhar	2.862	2.862	-
47	110.01/1003	Regional Royal Audit Authority (Central), Bumthang	2.860	2.763	0.098
48	110.01/1004	Regional Royal Audit Authority (West), Tsirang	3.399	3.399	-
49	110.01/1005	Office of Assistant Auditor General - Western Region	1.482	1.482	-
50	110.01/2001	Royal Audit Authority, Thimphu	0.485	0.485	-
51	111.01/1001	Cabinet Secretariat, Thimphu	1.598	1.598	-
52	112.01/1001	Office of Legal Affairs, Thimphu	1.762	1.762	-
53	113.01/1001	Bhutan Olympic Committee, Thimphu	0.203	0.213	-0.010
54	114.01/1001	Dzongkha Development Commission, Thimphu	0.363	0.363	-
55	115.01/1001	National Land Commission, Thimphu	1.725	1.676	0.050
56	116.01/1001	Centre for Bhutan Studies, Thimphu	7.435	6.904	0.531
57	117.01/1001	GNH Commission Secretariat, Thimphu	0.616	0.616	-
58	118.01/1001	National Environment Commission, Thimphu.	1.921	2.114	-0.193
59	118.01/2004	Green-House Gas Project, NEC, Thimphu	1.523	1.523	-
60	119.01/1001	Royal Institute of Management, Semtokha	1.231	1.231	-
61	120.01/1012	College of Social Sciences, Gyalpozhing	0.155	0.155	-
62	120.01/1013	College of Advanced Studies, Yongphula	0.152	0.152	-
63	122.01/1001	Bhutan Narcotic Control Agency, Thimphu	0.355	0.355	-
64	123.01/1001	Bhutan InfoComm & Media Authority, Thimphu	0.105	0.105	-
65	124.01/1001	Thimphu Thromdey Schools, City Corporation, Thimphu	0.701	0.701	-
66	124.01/1002	Phuentsholing Thromde School	0.157	0.154	0.003
67	124.01/1003	Samdrup Jongkhar Thromde Schools	0.186	0.186	-
68	124.01/1004	Gelephu Thromde Schools	0.741	0.741	-
69	125.01/1001	Drug Regulatory Authority	0.005	0.005	-
70	126.01/1001	Tourism Council of Bhutan	3.997	3.997	-
71	126.01/1003	Royal Institute for Tourism & Hospitality	0.508	0.508	-
72	127.01/1001	National Commission for Women & Children	0.395	0.410	-0.015
73	128.01/1001	Royal Education Council	0.351	0.351	-
74	129.01/1001	Bhutan Council for School Examination and Assessment	1.475	1.595	-0.120
75	130.01/1001	Royal Privy Council, Thimphu.	0.341	0.341	-
76	131.01/1001	Bhutan Standards Bureau	5.258	5.258	-
77	132.01/1002	University of Medical Sciences	0.040	0.060	-0.020
78	133.01/1001	Jigme Singye Wangchuk school of Law, Taba, Thimphu	0.509	0.517	-0.007
79	134.01/1001	Bhutan National Legal Institute	2.191	2.191	-
80	135.01/1001	Civil Society Organization Authority	0.007	0.007	-
81	136.01/1001	Jigme Dorji Wangchuck National Referral Hospital	3.566	3.574	-0.008
82	137.01/1001	Construction Development Authority	0.879	0.879	-
83	138.01/1001	Bhutan Health Trust Fund	0.780	0.780	-
84	139.01/1001	National Center for Hydrology and Meteorology	1.641	1.641	-
85	139.01/2001	National Center for Hydrology & Meteorology, Thimphu	0.068	0.068	-

Sl. No.	Account Number	Operating Unit	Receipts	Payment	Net
86	140.01/1001	Bhutan Medical and Health Council	0.044	0.044	-
87	201.01/1001	Ministry of Home and Cultural Affairs, Thimphu	1.326	1.326	-
88	201.01/1002	Department of Civil Registration & Census, MoHCA, Thimphu	0.829	0.829	-
89	201.01/1003	Department of Culture, MoHCA, Thimphu	2.752	2.922	-0.170
90	201.01/1004	Department of Local Governance, MoHCA	0.125	0.125	-
91	201.01/1005	Department of Immigration, MoHCA, Thimphu	0.414	0.368	0.045
92	201.01/1006	Department of Disaster Management, MoHCA, Thimphu	0.227	0.227	-
93	201.01/1007	Royal Bhutan Police, HQ	0.066	0.066	-
94	201.01/1011	Regional Immigration Office, MoHCA, Gelephu	0.249	0.269	-0.020
95	201.01/1012	Regional Immigration Office, MoHCA, Phuentsholing	0.326	0.326	-
96	201.01/1013	Regional Immigration Office, MoHCA, Samdrup Jongkhar	0.826	0.826	-
97	201.01/1014	Regional Immigration Office, MoHCA, Samtse	0.125	0.125	-
98	201.01/1015	National Museum, Paro	0.238	0.237	-
99	201.01/1016	The Tower of Trongsa Museum, Ta Dzong, Trongsa	0.095	0.095	-
100	201.01/1022	Jail Services, Royal Bhutan Police	0.215	0.215	-
101	201.01/1023	Fire Fighting Services, Royal Bhutan Police	0.529	0.528	0.001
102	201.01/1030	Royal Bhutan Police, Paro	0.045	0.045	-
103	201.01/1031	Royal Bhutan Police, Punakha	0.117	0.117	-
104	201.01/1033	Royal Bhutan Police, Bumthang	0.022	0.005	0.017
105	201.01/1034	Royal Bhutan Police, Division XIV, Trashiyangtse	0.136	0.136	-
106	201.01/1035	The Department of Law and Order, MoHCA	0.436	0.440	-0.004
107	201.01/2001	Disaster Mgt. Division, MoHCA, Thimphu	0.035	0.035	-
108	201.01/2003	Daga Tashiyangtse Dzong Conservation Project	0.014	-	0.014
109	202.01/1001	Ministry of Finance Secretariat, Thimphu	1.473	1.468	0.005
110	202.01/1002	Department of Public Accounts	0.128	0.128	-
111	202.01/1003	Department of National Budget, Ministry of Finance, Thimphu	0.078	0.078	-
112	202.01/1004	Department of Revenue and Customs, Ministry of Finance, Thimphu	0.120	0.120	-
113	202.01/1005	Department of National Properties, MoF, Thimphu	0.226	0.226	-
114	202.01/1007	Regional Revenue & Customs Office, Thimphu	1.486	1.432	0.054
115	202.01/1008	Regional Revenue & Customs Office, P/ling	1.403	1.403	-
116	202.01/1009	Regional Revenue & Customs, Gelephu	1.685	1.742	-0.057
117	202.01/1010	Regional Revenue & Customs Office, S/Jongkhar	1.149	1.149	-
118	202.01/1011	Regional Revenue & Customs Office, Samtse	0.722	0.722	-
119	202.01/1012	Regional Revenue & Customs Office, Paro	0.467	0.467	-
120	202.01/1013	Regional Revenue & Customs Office, Mongar	0.828	0.828	-
121	202.01/1014	Regional Revenue & Customs Office, MoF, Bumthang	1.610	1.610	-
122	202.01/1018	HM Secretariat, Ministry of Finance	0.155	0.155	-
123	202.01/1019	Liaison and Transit Office Customs, Kolkata	0.341	0.341	-
124	202.01/1020	Department of Macroeconomic Affairs, MoF	0.291	0.291	-
125	203.01/1001	Ministry of Foreign Affairs, Thimphu	1.234	1.259	-0.025
126	203.01/1002	Permanent Mission of Bhutan, Ministry of Foreign Affairs, New York, USA	-	0.360	-0.360

Sl. No.	Account Number	Operating Unit	Receipts	Payment	Net
127	203.01/1003	Permanent Mission of Bhutan, Ministry of Foreign Affairs, Geneva, Switzerland	2.396	2.396	-
128	203.01/1005	Royal Bhutanese Embassy, Ministry of Foreign Affairs, Dhaka, Bangladesh	0.016	0.016	-
129	203.01/1007	Royal Bhutanese Embassy, Ministry of Foreign Affairs, Bangkok, Thailand	0.374	0.290	0.084
130	203.01/1008	Royal Bhutanese Consulate, Ministry of Foreign Affairs, Kolkotta, India	1.158	1.158	-
131	203.01/1009	Royal Bhutanese Embassy, Brussels, Belgium	0.379	0.350	0.029
132	204.01/1001	Ministry of Agriculture and Forests Secretariat	2.248	2.338	-0.090
133	204.01/1002	Department of Agriculture, MoA, Thimphu	0.593	0.593	-
134	204.01/1003	Department of Livestock, MoA, Thimphu	1.709	1.709	-
135	204.01/1004	Department of Forests and Park Services, MOA, Thimphu	1.613	1.613	-
136	204.01/1006	Bhutan Agriculture & Food Regulatory Authority (BAFRA), MoA, Thimphu	2.910	2.910	-
137	204.01/1007	National Biodiversity Centre, Serbithang	1.109	1.109	-
138	204.01/1008	Agriculture Machinery Centre, Paro	0.247	0.231	0.016
139	204.01/1009	Post Harvest Unit, MOA, Paro	0.742	0.742	-
140	204.01/1010	Central Machinery Unit, MOA, Bumthang	1.821	1.821	-
141	204.01/1011	National Plant Protection Center, Semtokha	1.078	1.078	-
142	204.01/1012	National Soil Service Centre, Semtokha	0.446	0.446	-
143	204.01/1013	National Center for Animal Health, Serbithang	0.376	0.376	-
144	204.01/1014	National Research and Development Centre for Aquaculture (NRDCA)	0.378	0.378	-
145	204.01/1015	National Horse & Brown Swiss Cross Breeding Program, Bumthang	0.127	0.127	-
146	204.01/1016	National Livestock Breeding Programme, Yusipang	0.084	0.084	-
147	204.01/1017	National Feed & Fodder Development Programme, Bumthang	0.404	0.404	-
148	204.01/1018	Regional Livestock Development Centre	0.259	0.259	-
149	204.01/1019	Regional Poultry Breeding Centre, Paro	0.271	0.271	-
150	204.01/1020	National Pig Breeding Centre, Wangchutaba	0.221	0.221	-
151	204.01/1021	National Sheep Breeding Farm, Bumthang	0.257	0.257	-
152	204.01/1022	Brown Swiss Farm, Bumthang	0.891	0.883	0.008
153	204.01/1023	National Jersey Breeding Farm, Samtse	0.119	0.119	-
154	204.01/1024	Regional Livestock Development Centre, DoL, MoA, Zhemgang	0.387	0.387	-
155	204.01/1025	Regional Veterinary Laboratory, Tsimalakha	1.514	1.514	-
156	204.01/1026	National Poultry Breeding Farm, Sarpang	0.439	0.439	-
157	204.01/1027	Regional Veterinary Laboratory, Kanglung	0.337	0.843	-0.506
158	204.01/1028	Livestock Central Store, Phuntsholing	0.276	0.276	-
159	204.01/1029	Cold Water Fish Culture Centre (CWFCC), Haa	0.724	0.724	-
160	204.01/1030	Calf Rearing Centre, Wangkha, Chhukha	0.653	0.653	-
161	204.01/1031	Regional Livestock Breeding Centre, Lingmithang	0.294	0.294	-
162	204.01/1032	Regional Mithun Breeding Farm, Arong	0.159	0.159	-
163	204.01/1033	National Nublang Farm, Tashiyangphu	0.021	0.021	-

Sl. No.	Account Number	Operating Unit	Receipts	Payment	Net
164	204.01/1034	Regional Mithun Breeding Farm, Zhemgang	0.050	0.050	-
165	204.01/1035	Divisional Forest Office, Zhemgang	0.335	0.335	-
166	204.01/1036	Sakten Wildlife Sanctuary, Trashigang	0.673	0.673	-
167	204.01/1037	Jigme Singye Wangchuk National Park, Trongsa	0.268	0.268	-
168	204.01/1038	Bumdeling Wildlife Sanctuary, Trashi Yangtse	0.151	0.130	0.021
169	204.01/1039	Jigme Dorji National Park, Gasa	0.161	0.245	-0.084
170	204.01/1040	Royal Manas National Park, Gelephu	0.950	0.950	-
171	204.01/1041	Thrumshingla National Park, Ura, Bumthang	0.561	0.561	-
172	204.01/1042	Divisional Forest Office, Gedu	0.663	0.663	-
173	204.01/1043	Divisional Forest Office, Wangdue Phodrang	1.057	1.061	-0.004
174	204.01/1044	Divisional Forest Office, Thimphu	0.812	0.812	-
175	204.01/1045	Forestry Services Division, Trashigang	0.202	0.202	-
176	204.01/1046	Divisional Forest Office, Samtse	0.306	0.306	-
177	204.01/1047	Divisional Forest Office, S/Jongkhar	0.153	0.133	0.020
178	204.01/1048	Divisional Forest Office, Paro	0.676	0.676	-
179	204.01/1049	Divisional Forest Office, Mongar	0.478	0.478	-
180	204.01/1050	Forestry Services Division, Sarpang	0.038	0.038	-
181	204.01/1051	Divisional Forest Office, Tsirang	0.082	0.082	-
182	204.01/1052	Divisional Forest Office, Bumthang	0.315	0.315	-
183	204.01/1053	Forest Resources Dev. Division, Thimphu	2.914	2.902	0.012
184	204.01/1054	Wangchuck Centennial Park, Bumthang	1.673	1.658	0.016
185	204.01/1056	RNR-Research Centre, Bajo	1.029	0.980	0.049
186	204.01/1057	RNR-Research Centre, Jakar, Bumthang	0.372	0.372	-
187	204.01/1058	RNR-Research Centre, Yusipang	0.298	0.298	-
188	204.01/1059	RNRRC, Wengkhar	0.721	0.721	-
189	204.01/1061	Rural Development Training Centre	0.137	0.137	-
190	204.01/1062	National Pig Breeding Centre, Gelephu	0.224	0.224	-
191	204.01/1063	Regional Fish Seed Production Centre, Bhangtar	0.020	0.020	-
192	204.01/1064	RNR -RDC Bhur, Gelephu	0.471	0.471	-
193	204.01/1065	Regional Marketing Officer and The Accountant	1.142	1.142	-
194	204.01/1066	Phibsoo Wildlife Sanctuary, Sarpang	0.600	0.642	-0.042
195	204.01/1068	Jigme Khesar Strict Nature Reserve	0.444	0.444	-
196	204.01/1069	Divisional Forest Office, Pemagatshel	0.123	0.123	-
197	204.01/1070	Divisional Forest Office, Dagana	0.159	0.159	-
198	204.01/1071	Regional Agriculture & Marketing Co-Operative (RAMCO Gelephu)	0.047	0.047	-
199	204.01/1072	Jomotshangkha Wildlife Sanctuary, Samdrupjongkhar	0.306	0.306	-
200	204.01/2007	GOI & AMMEPP Projects, MoA, Thimphu	0.409	0.404	0.005
201	204.01/2016	Ugyen Wangchuck Institute for Conservation and Environment	1.010	1.010	-
202	204.01/2027	Rural Livelihood Project, Zhemgang	0.185	0.185	-
203	204.01/2043	CARLEP, Mongar	0.122	0.122	-
204	205.01/1001	Secretariat Services, Thimphu	0.585	0.595	-0.010
205	205.01/1002	Department of Trade, Thimphu	0.282	0.284	-0.002
206	205.01/1003	Department of Geology & Mines, Thimphu	5.765	5.665	0.100

Sl. No.	Account Number	Operating Unit	Receipts	Payment	Net
207	205.01/1005	Department of Industry, Thimphu	0.614	0.614	-
208	205.01/1006	Regional Trade & Industry Office, Trongsa	0.452	0.369	0.083
209	205.01/1007	Regional Trade & Industry Office, Phuentsholing	0.485	0.485	-
210	205.01/1009	Regional Trade & Industry Office, Samdrup Jongkhar	0.245	0.245	-
211	205.01/1010	Regional Trade & Industry Office, Mongar	0.368	0.368	-
212	205.01/1012	Department of Cottage & Small Industries, Thimphu	0.090	0.090	-
213	205.01/1013	Department of HydroPower & Power Systems	0.402	0.402	-
214	205.01/1014	Department of Renewable Energy	0.395	0.395	-
215	205.01/1015	Department of HydroMet Services	0.470	-	0.470
216	205.01/1016	Office of the Consumer Protection, Thimphu	0.050	0.050	-
217	206.01/1001	Secretariat, Ministry of Works & Human Settlement, Thimphu	2.309	2.284	0.025
218	206.01/1002	Department of Roads, Thimphu	1.170	1.183	-0.013
219	206.01/1003	Department of Engineering Services	3.413	3.413	-
220	206.01/1004	Field Roads Maintenance Division, DOR, Zhemgang	0.105	0.105	-
221	206.01/1005	Field Roads Maintenance Division, DOR, Lobesa	0.808	0.808	-
222	206.01/1006	Field Roads Maintenance Division, DOR, Trashigang	0.420	0.420	-
223	206.01/1007	Field Roads Maintenance Division, DOR, Phuentsholing	0.030	0.040	-0.010
224	206.01/1008	Field Roads Maintenance Division, DOR, Sarpang	0.017	0.017	-
225	206.01/1009	Field Roads Maintenance Division, DOR, Lingmithang	0.894	0.894	-
226	206.01/1010	Field Roads Maintenance Division, DOR, Trongsa	0.622	0.615	0.007
227	206.01/1011	Field Roads Maintenance Division, DOR, Thimphu	0.781	0.781	-
228	206.01/1013	Central Stores Unit, DOR, Phuentsholing	0.062	0.092	-0.030
229	206.01/1017	Department of Human Settlement, MoWHS	1.309	1.309	-
230	206.01/1019	Field Road Division, Department of Road, Samdrup Jongkhar	0.726	0.726	-
231	206.01/1020	Phuentsholing Thromdey	0.020	0.020	-
232	206.01/2005	Gyelposhing-Nganglam Road Project, DOR, Lingmithang	0.136	0.136	-
233	206.01/2024	ORIO-RGOB Project, DoR, MoWHS, Dagapela	0.010	0.010	-
234	207.01/1001	Ministry of Information & Communications Secretariat, Thimphu	1.490	1.368	0.122
235	207.01/1002	Department of Air Transport (DoAT)	0.639	0.639	-
236	207.01/1003	Roads Safety and Transport Authority, MOIC	0.900	0.900	-
237	207.01/1004	Regional Transport Office, RSTA, Phuentsholing	0.095	0.095	-
238	207.01/1005	Regional Transport Office, RSTA, Gelephu	0.048	0.048	-
239	207.01/1006	Regional Transport Office, RSTA, Samdrup Jongkhar	0.074	0.074	-
240	207.01/1007	Department of Information & Technology	0.309	0.333	-0.024
241	207.01/1008	Department of Information & Media	0.427	0.404	0.023
242	207.01/1009	Bhutan Civil Aviation Authority (BCAA)	0.430	0.430	-
243	207.01/1010	Regional Transport Office, Mongar	0.233	0.280	-0.047
244	208.01/1001	Ministry of Health Secretariat, Thimphu	0.560	0.567	-0.007
245	208.01/1002	Department of Public Health Services, MoH, Thimphu	0.116	0.116	-
246	208.01/1003	Department of Medical Services, MoH, Thimphu	0.087	0.087	-
247	208.01/1005	Regional Referral Hospital, Mongar	0.143	0.143	-
248	208.01/1006	Central Regional Referral Hospital, Gelephu	1.473	1.473	-
249	208.01/1007	Malaria Eradication Program, Gelephu	0.182	0.182	-

Sl. No.	Account Number	Operating Unit	Receipts	Payment	Net
250	208.01/1009	Medical Supply Depot, Phuentsholing	0.246	0.246	-
251	208.01/1010	Phuentsholing General Hospital	0.225	0.225	-
252	208.01/1011	Department of Traditional Medicine Services (DTMS), MoH	0.165	0.165	-
253	208.01/1012	Department of Medical Supply and Health Infrastructure (DMSHI)	0.276	0.271	0.005
254	208.01/2005	Vector-Borne Disease Control Programme, Gelephu	0.050	0.050	-
255	209.01/1001	Ministry Of Education Secretariat, Thimphu	1.963	1.953	0.010
256	209.01/1002	Department Of Adult and Higher Education, MOE, Thimphu	0.457	0.457	-
257	209.01/1003	Department of School Education, MoE, Thimphu	0.247	0.247	-
258	209.01/1004	Department of Youth, Culture & Sports, MoE, Thimphu	0.464	0.464	-
259	210.01/1001	Ministry of Labour & Human Resources Secretariat, Thimphu	0.421	0.421	-
260	210.01/1002	Department of Technical Education, Thimphu	0.041	0.021	0.020
261	210.01/1003	Department of Occupational Standards, MoLHR, Thimphu	0.238	0.238	-
262	210.01/1004	Department of Labour, MoLHR	0.425	0.425	-
263	210.01/1005	Department of Employment and Human Resources, MoLHR	0.180	0.180	-
264	210.01/1006	Trashigang Institute for Zorig Chusum	0.292	0.292	-
265	210.01/1007	National Institute for Zorig Chusum, Thimphu.	1.500	1.405	0.095
266	210.01/1009	Samthang Institute of Automobile Engineering	0.267	0.267	-
267	210.01/1010	Vocational Training Institute, Khuruthang, Punakha	0.968	0.968	-
268	210.01/1011	Vocational Training Institute, Rangjung, Trashigang	0.104	0.104	-
269	210.01/1012	Jigme Wangchuk Power Training Institute, Dekiling, Sarpang	0.246	0.246	-
270	210.01/1013	Chumey Vocational Training Institute, Bumthang	0.282	0.282	-
271	210.01/1014	Technical Training Institute, MoLHR, Thimphu	0.237	0.237	-
272	401.01/1001	Dzongkhag Administration, Chhukha	3.578	3.578	-
273	401.01/1002	Phuentsholing Drungkhag	1.645	1.645	-
274	401.02/1001	Sampheling Geog, Chhuka	0.104	0.104	-
275	401.03/1001	Bongo Geog, Chhuka	0.155	0.179	-0.024
276	401.04/1001	Chapcha Geog, Chhukha Dzongkhag	0.069	0.069	-
277	401.05/1001	Dungna Geog, Chhukha Dzongkhag	0.264	0.264	-
278	401.06/1001	Gayling Geog, Chhukha Dzongkhag	0.070	0.070	-
279	401.07/1001	Darla Geog, Chhuka	0.221	0.191	0.030
280	401.08/1001	Getana Geog, Chhukha Dzongkhag	0.111	0.111	-
281	401.09/1001	Jabcho Geog, Chhukha Dzongkhag	0.010	0.010	-
282	401.10/1001	Lokchina Geog, Chhuka	0.030	0.030	-
283	401.11/1001	Metakha Geog, Chhukha Dzongkhag	0.204	0.204	-
284	401.12/1001	Phuentsholing Geog, Chhuka	0.020	0.020	-
285	402.01/1001	Dzongkhag Administration, Haa	2.748	2.561	0.187
286	402.02/1001	Bjee Geog, Ha Dzongkhag	0.129	0.129	-
287	402.03/1001	Kastho Geog, Ha Dzongkhag	0.140	0.140	-
288	402.04/1001	Sambekha Geog, Ha Dzongkhag	0.010	0.010	-
289	402.05/1001	Sama Geog, Ha Dzongkhag	0.035	0.035	-
290	402.06/1001	Uesu Geog, Ha Dzongkhag	0.097	0.097	-
291	402.07/1001	Gakiling Geog, Haa Dzongkhag	0.060	0.060	-
292	403.01/1001	Dzongkhag Administration, Paro	3.733	3.733	-

Sl. No.	Account Number	Operating Unit	Receipts	Payment	Net
293	403.02/1001	Dobshari Geog, Paro Dzongkhag	0.141	0.141	-
294	403.03/1001	Dogar Geog, Paro Dzongkhag	0.096	0.096	-
295	403.05/1001	Horey Geog, Paro Dzongkhag	0.055	0.055	-
296	403.06/1001	Lango Geog, Paro Dzongkhag	0.180	0.180	-
297	403.07/1001	Lungni Geog, Paro Dzongkhag	0.258	0.258	-
298	403.09/1001	Shaba Geog, Paro Dzongkhag	0.005	0.005	-
299	403.10/1001	Tsento Geog, Paro Dzongkhag	0.034	0.034	-
300	403.11/1001	Wangchang Geog, Paro Dzongkhag	0.259	0.259	-
301	404.01/1001	Dzongkhag Administration, Samtse	1.923	1.901	0.022
302	404.01/1002	Sipsu Drungkhag	0.215	0.215	-
303	404.01/1003	Dorokha Drungkhag	0.395	0.362	0.033
304	404.02/1001	Bara Geog, Samtse Dzongkhag	0.009	0.022	-0.014
305	404.03/1001	Biru Geog, Samtse Dzongkhag	0.114	0.114	-
306	404.07/1001	Dorokha Geog, Samtse Dzongkhag	0.068	0.068	-
307	404.09/1001	Ghumauney Geog, Samtse Dzongkhag	0.058	0.058	-
308	404.12/1001	Nainital Geog, Samtse Dzongkhag	0.045	0.045	-
309	404.15/1001	Sibusu Geog, Samtse Dzongkhag	0.009	0.009	-
310	405.01/1001	Dzongkhag Administration, Tsirang	3.704	3.694	0.010
311	405.02/1001	Beteni Geog, Tsirang Dzongkhag	0.123	0.123	-
312	405.03/1001	Dunglegang Geog, Tsirang Dzongkhag	0.040	0.040	-
313	405.04/1001	Barshong Geog, Tsirang Dzongkhag	0.030	0.030	-
314	405.08/1001	Mendrelgang Geog, Tsirang Dzongkhag	0.020	0.020	-
315	405.09/1001	Patale Geog, Tsirang Dzongkhag	0.010	0.010	-
316	405.12/1001	Tsholingkar Geog, Tsirang Dzongkhag	0.036	0.036	-
317	406.01/1001	Dzongkhag Administration, Dagana	0.631	0.631	-
318	406.01/1002	Lhamoizingkha Dungkhag, Dagana	0.201	0.201	-
319	406.02/1001	Dorona Geog, Dagana Dzongkhag	0.051	0.051	-
320	406.05/1001	Goshi Geog, Dagana Dzongkhag	0.017	0.030	-0.013
321	406.06/1001	Kana Geog, Dagana Dzongkhag	0.050	0.050	-
322	406.09/1001	Tashiding Geog, Dagana Dzongkhag	0.019	0.018	0.001
323	406.10/1001	Tshendaygang Geog, Dagana Dzongkhag	0.045	0.045	-
324	406.12/1001	Tseza Geog, Dagana Dzongkhag	0.025	0.025	-
325	406.13/1001	Deorali Geog, Dagana Dzongkhag	0.371	0.371	-
326	406.14/1001	Lhamoizingkha Geog, Dagana Dzongkhag	0.145	0.145	-
327	406.15/1001	Nichula Geog, Dagana Dzongkhag	0.075	0.075	-
328	407.01/1001	Dzongkhag Administration, Punakha	2.168	2.168	-
329	407.02/1001	Chhubu Geog, Punakha Dzongkhag	0.025	0.025	-
330	407.03/1001	Goenshari Geog, Punakha Dzongkhag	0.094	0.094	-
331	407.04/1001	Guma Geog, Punakha Dzongkhag	0.020	0.020	-
332	407.06/1001	Lingbukha Geog, Punakha Dzongkhag	0.057	0.057	-
333	407.07/1001	Shengana Geog, Punakha Dzongkhag	0.040	0.040	-
334	407.08/1001	Talo Geog, Punakha Dzongkhag	0.015	0.015	-

Sl. No.	Account Number	Operating Unit	Receipts	Payment	Net
335	407.10/1001	Zoma Geog, Punakha Dzongkhag	0.075	0.075	-
336	407.11/1001	Baap Geog, Punakha	0.010	0.010	-
337	408.01/1001	Dzongkhag Administration, Wangdue Phodrang	4.225	4.099	0.126
338	408.02/1001	Bjena Gewog, Wangdue Phodrang Dzongkhag	0.190	0.190	-
339	408.03/1001	Dangchhu Geog, Wangdue Phodrang Dzongkhag	0.078	0.078	-
340	408.04/1001	Darkar Geog, Wangdue Phodrang Dzongkhag	0.050	0.050	-
341	408.05/1001	Gangtey Geog, Wangdue Phodrang Dzongkhag	0.020	0.020	-
342	408.07/1001	Gasetshowom Geog, Wangdue Phodrang Dzongkhag	0.211	0.211	-
343	408.09/1001	Nahi Geog, Wangdue Phodrang Dzongkhag	0.065	0.065	-
344	408.10/1001	Nisho Geog, Wangdue Phodrang Dzongkhag	0.219	0.219	-
345	408.11/1001	Phangyul Geog, Wangdue Phodrang Dzongkhag	0.205	0.205	-
346	408.12/1001	Phobjee Geog, Wangdue Phodrang Dzongkhag	0.049	0.049	-
347	408.15/1001	Athang Gewog, Wangdue Phodrang Dzongkhag	0.173	0.173	-
348	408.16/1001	Thetshong Geog, Wangdue Phodrang Dzongkhag	0.135	0.135	-
349	409.01/1001	Dzongkhag Administration, Bumthang	2.237	2.237	-
350	409.03/1001	Chhume Geog, Bumthang Dzongkhag	0.010	0.010	-
351	409.05/1001	Ura Geog, Bumthang Dzongkhag	0.070	0.070	-
352	410.01/1001	Dzongkhag Administration, Sarpang	0.802	0.795	0.007
353	410.01/1002	Dungkhag Administration, Gelephu	0.110	0.110	-
354	410.02/1002	Samtayling Geog, Sarpang Dzongkhag	0.010	0.010	-
355	410.03/1002	Chuzangang Geog, Sarpang Dzongkhag	0.040	0.040	-
356	410.04/1001	Dekiling Geog, Sarpang Dzongkhag	0.024	0.024	-
357	410.05/1001	Doeban Geog, Sarpang Dzongkhag	0.015	0.015	-
358	410.07/1002	Gelephu Geog, Sarpang Dzongkhag	0.010	0.010	-
359	410.09/1002	Jigmechoeling Geog, Sarpang Dzongkhag	0.084	0.084	-
360	410.10/1002	Umling Gewog, Sarpang Dzongkhag	0.085	0.035	0.050
361	410.11/1001	Singhi Geog, Sarpang Dzongkhag	0.020	0.020	-
362	410.12/1001	Sarpangtar Geog, Sarpang Dzongkhag	0.030	0.030	-
363	410.13/1002	Sershong Geog, Sarpang Dzongkhag	0.348	0.348	-
364	411.01/1001	Dzongkhag Administration, Zhemgang	1.215	1.270	-0.055
365	411.01/1003	Panbang Dungkhag	0.995	0.995	-
366	411.03/1002	Bjoka Gewog, Panbang Dungkhag	0.020	0.020	-
367	411.06/1002	Phangkhar Gewog	0.015	0.015	-
368	411.09/1002	Goshing Gewog, Panbang Dungkhag	0.034	0.034	-
369	412.01/1001	Dzongkhag Administration, Trongsa	1.653	1.646	0.008
370	412.02/1001	Dragteng Geog, Trongsa Dzongkhag	0.010	0.010	-
371	412.03/1001	Korphu Geog, Trongsa Dzongkhag	0.023	0.023	-
372	412.05/1001	Nubi Geog, Trongsa Dzongkhag	0.040	0.040	-
373	413.01/1001	Dzongkhag Administration, Lhuentse	2.187	2.187	-
374	413.02/1001	Gangzur Geog, Lhuentse Dzongkhag	0.041	0.041	-
375	413.04/1001	Khoma Geog, Lhuentse Dzongkhag	0.070	0.070	-
376	413.06/1001	Minjay Geog, Lhuentse Dzongkhag	0.020	0.020	-
377	413.08/1001	Metsho Geog, Lhuentse Dzongkhag	0.017	0.017	-

Sl. No.	Account Number	Operating Unit	Receipts	Payment	Net
378	414.01/1001	Dzongkhag Administration, Mongar	1.401	1.401	-
379	414.01/1002	Office of the Gyaltshab	0.150	0.150	-
380	414.02/1001	Balam Geog, Mongar Dzongkhag	0.098	0.098	-
381	414.03/1001	Chali Geog, Mongar Dzongkhag	0.030	0.030	-
382	414.05/1001	Dramtse Geog, Mongar Dzongkhag	0.050	0.050	-
383	414.06/1001	Drepong Geog, Mongar Dzongkhag	0.040	0.040	-
384	414.07/1001	Gongdue Geog, Mongar Dzongkhag	0.016	0.016	-
385	414.08/1001	Jurmey Geog, Mongar Dzongkhag	0.025	0.025	-
386	414.10/1001	Mongar Geog, Mongar Dzongkhag	0.010	0.010	-
387	414.11/1001	Natshang Geog, Mongar Dzongkhag	0.200	0.200	-
388	414.12/1001	Saleng Geog, Mongar Dzongkhag	0.054	0.054	-
389	414.13/1001	Sherimung Geog, Mongar Dzongkhag	0.039	0.039	-
390	414.14/1001	Silambi Geog, Mongar Dzongkhag	0.357	0.357	-
391	414.15/1001	Thangrong Geog, Mongar Dzongkhag	0.010	0.010	-
392	414.17/1001	Tsamang Geog, Mongar Dzongkhag	0.035	0.035	-
393	414.18/1001	Narang Geog, Mongar Dzongkhag	0.176	0.186	-0.011
394	415.01/1001	Dzongkhag Administration, Pema Gatshel	5.426	5.370	0.056
395	415.01/1002	Nganglam Drungkhag	0.084	0.084	-
396	415.02/1001	Chongshing Gewog, Pema Gatshel Dzongkhag	0.083	0.083	-
397	415.03/1001	Chhimung Geog, Pema Gatshel Dzongkhag	0.015	0.015	-
398	415.06/1001	Shumar geog, Pema Gatshel Dzongkhag	0.060	0.060	-
399	415.07/1001	Yurung Geog, Pema Gatshel Dzongkhag	0.055	0.055	-
400	415.08/1001	Zobel Geog, Pema Gatshel Dzongkhag	0.078	0.078	-
401	415.09/1001	Decheling Gewog, Nganglam Dungkhag	0.070	0.070	-
402	415.11/1001	Nanong Gewog, Pemagatshel Dzongkhag	0.050	0.050	-
403	415.12/1001	Chokorling Gewog, Nganglam Dungkhag	0.100	0.100	-
404	416.01/1001	Dzongkhag Administration, Samdrup Jongkhar	1.758	1.758	-
405	416.01/1002	Samdrupcholing Dungkhag	0.083	0.095	-0.012
406	416.01/1003	Jomotshangkha Dungkhag	0.465	0.465	-
407	416.03/1001	Pemethang Geog, Samdrup Jongkhar Dzongkhag	0.025	0.025	-
408	416.06/1001	Langchenphu Geog, Samdrup Jongkhar Dzongkhag	0.061	0.061	-
409	416.09/1001	Deothang Geog, S/Jongkhar Dzongkhag	0.008	0.008	-
410	417.01/1001	Dzongkhag Administration, Trashigang	2.999	2.999	-
411	417.01/1002	Sakteng Dungkhag, Tashigang	0.600	0.600	-
412	417.01/1003	Thrimshing Dungkhag, Tashigang	0.040	0.040	-
413	417.01/1004	Wamrong Dungkhag, Tashigang	0.392	0.392	-
414	417.07/1001	Lumang Geog, Trashigang Dzongkhag	0.045	0.045	-
415	417.08/1001	Merak Geog, Trashigang Dzongkhag	0.031	0.031	-
416	417.15/1001	Thrimshing Geog, Trashigang Dzongkhag	0.098	0.098	-
417	418.01/1001	Dzongkhag Administration, Thimphu	2.435	2.435	-
418	418.01/1002	Lingzhi Drungkhag	0.394	0.394	-
419	418.02/1001	Soe Geog, Thimphu Dzongkhag	0.027	0.027	-
420	418.03/1001	Chang Geog, Thimphu Dzongkhag	0.009	0.009	-

Sl. No.	Account Number	Operating Unit	Receipts	Payment	Net
421	418.04/1001	Dagala Geog, Thimphu Dzongkhag	0.037	0.037	-
422	418.05/1001	Gayney Geog, Thimphu Dzongkhag	0.020	0.020	-
423	418.06/1001	Kawang Geog, Thimphu Dzongkhag	0.011	0.011	-
424	419.01/1002	Gasa DZongkhag	1.653	1.763	-0.109
425	419.03/1002	Geonkhatoed Gewog	0.204	0.204	-
426	419.04/1002	Laya Gewog	0.030	0.030	-
427	420.01/1001	Dzongkhag Administration, Trashi Yangtse	2.931	2.931	-
428	420.06/1001	Toetsho Gewog, Trashi Yangtse Dzongkhag	0.030	0.030	-
429	420.08/1001	Yalang Gewog, Trashi Yangtse Dzongkhag	0.025	0.025	-
430	420.09/1001	Yangtse Gewog, Trashi Yangtse Dzongkhag	0.059	0.059	-
Total			289.512	289.135	0.377

SCHEDULE 10: SCHEDULE OF ADVANCES AND SUSPENSE FOR THE FISCAL YEAR 2017-18

Sl. No.	Account Number	Operating Unit	Amount in Nu.		
			Receipts	Payment	Net
1	101.01/1001	His Majestys Secretariat, Thimphu	2.422	2.888	-0.466
2	102.01/1001	Secretariat of His Majesty the Fourth Druk Gyalpo	4.679	4.555	0.124
3	103.01/1001	National Assembly of Bhutan, Thimphu	17.190	17.284	-0.094
4	104.01/1001	National Council Secretariat, Thimphu	2.543	2.515	0.028
5	105.01/1001	Central Monastic Secretariat, Thimphu	51.169	48.334	2.835
6	105.01/1002	Central Monk Bodies (Rabdey), CRA, Thimphu	530.187	530.441	-0.254
7	105.01/1003	HM Secretariat, Council for Religious Affairs	4.140	4.140	-
8	105.01/2001	Religion & Health Project, Central Monastic Secretariat, Thimphu	13.111	11.642	1.468
9	105.01/2002	Dratshang Lhentshosh, Thimphu	52.810	38.624	14.186
10	106.01/1001	High Court, Thimphu	0.054	0.050	0.004
11	106.01/1002	District Court, Thimphu	0.124	0.126	-0.002
12	106.01/1003	District Court, Trashigang	0.290	0.063	0.226
13	106.01/1004	District Court, Wangdue Phodrang	0.122	0.122	-
14	106.01/1005	District Court, Punakha	0.023	0.040	-0.017
15	106.01/1007	District Court, Tsirang	0.018	0.038	-0.020
16	106.01/1008	District Court, Paro	0.047	0.054	-0.007
17	106.01/1009	District Court, Chhukha	0.039	-	0.039
18	106.01/1010	District Court, Samtse	0.098	0.098	-
19	106.01/1011	District Court, Samdrup Jongkhar	0.151	0.151	-
20	106.01/1012	District Court, Mongar	0.010	0.010	-
21	106.01/1013	District Court, Haa	0.040	0.058	-0.018
22	106.01/1015	District Court, Zhemgang	0.179	0.179	-
23	106.01/1016	District Court, Dagana	0.141	0.110	0.031
24	106.01/1017	District Court, Lhuentse	0.071	0.071	-
25	106.01/1019	District Court, Bumthang	-	0.021	-0.021
26	106.01/1021	District Court, Trashy Yangtse	0.160	0.115	0.045
27	106.01/1023	Drunghag Court, Wamrong	0.015	0.015	-
28	106.01/1026	Drunghag Court, Dorokha	0.003	-	0.003
29	106.01/1030	Drunghag Court, Nanglam	0.106	0.105	0.001
30	106.01/1032	Drunghag Court, Lingshi	0.023	0.088	-0.065
31	106.01/1033	Drunghag Court, Jomotsangkha	0.070	0.070	-
32	106.01/1035	Drunghag Court, Sakteng	0.050	0.050	-
33	106.01/1036	Drunghag Court, Sombaykha	0.061	0.078	-0.017
34	106.01/1037	Supreme Court	30.071	18.932	11.140
35	106.01/1039	District Court Gasa	0.094	0.098	-0.004
36	106.01/1040	Panbang Drunghag Court	0.065	0.065	-
37	106.01/2001	Supreme Court, Thimphu	7.632	8.825	-1.194
38	106.01/2006	Construction of High Court Building, Thimphu	0.877	-	0.877
39	107.01/1001	Royal Civil Service Commission, Thimphu	5.246	5.195	0.050
40	107.01/2003	Royal Civil Service Commission, Thimphu	132.057	108.616	23.440
41	107.01/2005	Directorate Services, Royal Civil Service Commission	3.188	3.188	-
42	108.01/1001	Anti-Corruption Commission	10.201	18.580	-8.379

Sl. No.	Account Number	Operating Unit	Amount in Nu.		
			Receipts	Payment	Net
43	109.01/1001	Election Commissioner Office, Thimphu	194.026	203.838	-9.812
44	109.01/1002	Public Election Fund Division, Election Commission of Bhutan, Thimphu	20.350	21.050	-0.700
45	110.01/1001	Royal Audit Authority, Thimphu	9.899	14.503	-4.604
46	110.01/1002	Regional Royal Audit Authority (East), S/Jongkhar	0.492	0.492	-
47	110.01/1003	Regional Royal Audit Authority (Central), Bumthang	0.357	0.333	0.024
48	110.01/1004	Regional Royal Audit Authority (West), Tsirang	0.550	1.750	-1.200
49	110.01/1005	Office of Assistant Auditor General - Western Region	0.026	0.026	-
50	110.01/2001	Royal Audit Authority, Thimphu	47.627	16.954	30.673
51	111.01/1001	Cabinet Secretariat, Thimphu	19.573	19.405	0.168
52	111.01/2002	G2C ,SDC Component for Improved Public Service Access	-	0.295	-0.295
53	111.01/2003	G2C,Automate G2C and G2B	2.747	2.656	0.091
54	112.01/1001	Office of Legal Affairs, Thimphu	12.378	12.378	-
55	113.01/1001	Bhutan Olympic Committee, Thimphu	48.821	20.765	28.056
56	114.01/1001	Dzongkha Development Commission, Thimphu	13.089	13.044	0.045
57	115.01/1001	National Land Commission, Thimphu	87.177	76.372	10.805
58	116.01/1001	Centre for Bhutan Studies, Thimphu	62.680	56.181	6.499
59	117.01/1001	GNH Commission Secretariat, Thimphu	78.478	79.284	-0.806
60	117.01/2003	Sustainable Development Secretariat (SDS), Thimphu	1.818	1.818	-
61	117.01/2006	Rural Economy Advancement Programme (REAP II), GNHC	9.348	9.227	0.121
62	117.01/2007	Gross National Happiness Commission Secretariat, Thimphu	1.170	1.170	-
63	118.01/1001	National Environment Commission, Thimphu.	10.754	10.535	0.219
64	118.01/2004	Green-House Gas Project, NEC, Thimphu	8.739	4.852	3.887
65	119.01/1001	Royal Institute of Management, Semtokha	5.863	9.186	-3.323
66	119.01/2004	Royal Institute of Management, Semtokha	0.121	0.108	0.013
67	120.01/1001	Royal University of Bhutan , Thimphu	7.590	5.890	1.700
68	120.01/1002	Sherubtse College, Kanglung	47.672	21.211	26.461
69	120.01/1004	College of Science and Technology	0.513	5.648	-5.135
70	120.01/1005	Paro College of Education	1.287	3.270	-1.984
71	120.01/1006	Samtse College of Education	1.600	1.374	0.226
72	120.01/1007	JIGME NAMGYEL POLYTECHNIC, Deothang	8.410	9.420	-1.010
73	120.01/1008	Gedu College of Business Studies	1.487	3.644	-2.157
74	120.01/1011	Institute of Language and Culture Studies, Taktse	5.929	1.700	4.229
75	120.01/1012	College of Social Sciences, Gyalpozhing	54.172	2.472	51.700
76	120.01/1013	College of Advanced Studies, Yongphula	15.096	18.645	-3.550
77	120.01/2002	College of Natural Resources, Lobesa	17.734	41.744	-24.010
78	121.01/1001	National Statistical Bureau, Thimphu	7.493	7.416	0.077
79	121.01/1002	Population and Housing Census of Bhutan (PHCB), NSB	8.412	6.658	1.753
80	121.01/2001	National Statistical Bureau, Thimphu	2.276	2.272	0.003
81	122.01/1001	Bhutan Narcotic Control Agency, Thimphu	14.516	14.516	-
82	123.01/1001	Bhutan InfoComm & Media Authority, Thimphu	7.016	7.019	-0.003
83	124.01/1001	Thimphu Thromdey Schools, City Corporation, Thimphu	33.642	19.180	14.462
84	124.01/1002	Phuentsholing Thromde School	20.048	14.173	5.875

Sl. No.	Account Number	Operating Unit	Amount in Nu.		
			Receipts	Payment	Net
85	124.01/1003	Samdrup Jongkhar Thromde Schools	6.654	11.929	-5.274
86	124.01/1004	Gelephu Thromde Schools	0.974	1.489	-0.515
87	125.01/1001	Drug Regulatory Authority	8.283	8.283	-
88	126.01/1001	Tourism Council of Bhutan	32.572	33.607	-1.036
89	126.01/1002	HTMTI-Construction Project	-	1.585	-1.585
90	126.01/1003	Royal Institute for Tourism & Hospitality	3.267	2.344	0.923
91	127.01/1001	National Commission for Women & Children	4.787	4.787	-
92	128.01/1001	Royal Education Council	57.994	60.082	-2.089
93	129.01/1001	Bhutan Council for School Examination and Assessment	40.761	41.904	-1.144
94	130.01/1001	Royal Privy Council, Thimphu.	0.486	0.879	-0.393
95	131.01/1001	Bhutan Standards Bureau	3.581	3.703	-0.121
96	132.01/1002	University of Medical Sciences	9.405	8.012	1.393
97	132.01/2001	Royal Institute of Health Science	2.934	2.865	0.068
98	132.01/2002	Faculty of Traditional Medicine	4.859	2.168	2.690
99	133.01/1001	Jigme Singye Wangchuk school of Law, Taba, Thimphu	59.838	71.326	-11.488
100	134.01/1001	Bhutan National Legal Institute	1.528	1.515	0.013
101	135.01/1001	Civil Society Organization Authority	0.095	0.113	-0.018
102	136.01/1001	Jigme Dorji Wangchuck National Referral Hospital	126.643	128.837	-2.195
103	137.01/1001	Construction Development Authority	5.104	5.104	-
104	138.01/1001	Bhutan Health Trust Fund	0.345	0.345	-
105	139.01/1001	National Center for Hydrology and Meteoroolgy	63.280	27.552	35.728
106	139.01/2001	National Center for Hydrology & Meteorology, Thimphu	2.438	1.993	0.444
107	140.01/1001	Bhutan Medical and Health Council	2.236	2.227	0.009
108	201.01/1001	Ministry of Home and Cultural Affairs, Thimphu	74.194	5.909	68.285
109	201.01/1002	Department of Civil Registration & Census, MoHCA, Thimphu	29.858	27.529	2.329
110	201.01/1003	Department of Culture, MoHCA, Thimphu	44.939	57.189	-12.250
111	201.01/1004	Department of Local Governance, MoHCA	6.337	8.994	-2.658
112	201.01/1005	Department of Immigration, MoHCA, Thimphu	4.089	4.659	-0.570
113	201.01/1006	Department of Disaster Management, MoHCA, Thimphu	3.097	5.228	-2.131
114	201.01/1007	Royal Bhutan Police, HQ	241.585	335.310	-93.726
115	201.01/1010	Ministry of Home and Cultural Affairs, Thimphu	2.394	2.564	-0.169
116	201.01/1011	Regional Immigration Office, MoHCA, Gelephu	0.151	0.191	-0.040
117	201.01/1012	Regional Immigration Office, MoHCA, Phuentsholing	0.633	0.676	-0.043
118	201.01/1013	Regional Immigration Office, MoHCA, Samdrup Jongkhar	0.132	0.132	-
119	201.01/1015	National Museum, Paro	2.490	2.527	-0.037
120	201.01/1016	The Tower of Trongsa Museum, Ta Dzong, Trongsa	0.969	0.179	0.790
121	201.01/1018	Royal Bhutan Police, Phuentsholing	-	1.238	-1.238
122	201.01/1022	Jail Services, Royal Bhutan Police	7.718	0.767	6.950
123	201.01/1023	Fire Fighting Services, Royal Bhutan Police	5.741	6.611	-0.870
124	201.01/1025	Royal Bhutan Police, Trongsa	0.016	0.016	-
125	201.01/1028	Royal Bhutan Police, Training Centre- Jigmeling (Sarpang)	0.189	0.189	-
126	201.01/1029	Royal Bhutan Police, Training Centre- Tashigatshel (Chukha)	1.820	1.820	-
127	201.01/1031	Royal Bhutan Police, Punakha	-	-	-

Sl. No.	Account Number	Operating Unit	Amount in Nu.		
			Receipts	Payment	Net
128	201.01/1032	Royal Bhutan Police, Wangdue Phodrang	0.210	0.210	-
129	201.01/1035	The Department of Law and Order, MoHCA	30.718	36.276	-5.558
130	201.01/2001	Disaster Mgt. Division, MoHCA, Thimphu	7.714	3.897	3.817
131	201.01/2007	Department of Disaster Management, MoHCA, Thimphu	12.987	9.501	3.486
132	201.01/2013	Pemagatshel Dzong Construction Project, Ministry of Home and Cultural Affairs	33.480	26.091	7.389
133	201.01/2015	Local Governance Sustainable Development Program (LGSDP), MOHCA	14.143	13.936	0.207
134	201.01/2017	Wangduephodrang Dzong Reconstruction Project	9.640	8.927	0.713
135	201.01/2018	Trashigang Dzong Conservation Project	3.696	3.696	-
136	201.01/2019	Paro Tadzong Conservation Project	2.458	2.458	-
137	201.01/2020	Phajoding Lhakhang Conservation Project	5.883	3.831	2.052
138	201.01/2021	Gasa Dzong Conservation Project, Department of Culture, MoHCA	11.515	19.312	-7.797
139	201.01/2022	Construction of Sarpang Dzong, Department of Culture, MoHCA	5.840	10.036	-4.197
140	201.01/2023	Drukgyel Dzong Conservation Project, Paro Dzong	2.044	2.044	-
141	202.01/1001	Ministry of Finance Secretariat, Thimphu	54.352	7.945	46.406
142	202.01/1002	Department of Public Accounts	10.462	10.760	-0.298
143	202.01/1003	Department of National Budget, Ministry of Finance, Thimphu	0.939	0.939	-
144	202.01/1004	Department of Revenue and Customs, Ministry of Finance, Thimphu	8.505	8.306	0.199
145	202.01/1005	Department of National Properties, MoF, Thimphu	12.550	10.552	1.998
146	202.01/1007	Regional Revenue & Customs Office, Thimphu	0.171	0.171	-
147	202.01/1008	Regional Revenue & Customs Office, P/ling	3.518	2.530	0.989
148	202.01/1009	Regional Revenue & Customs, Gelephu	0.287	6.266	-5.980
149	202.01/1010	Regional Revenue & Customs Office, S/Jongkhar	0.301	0.421	-0.120
150	202.01/1011	Regional Revenue & Customs Office, Samtse	0.937	1.079	-0.142
151	202.01/1012	Regional Revenue & Customs Office, Paro	0.035	0.035	-
152	202.01/1013	Regional Revenue & Customs Office, Mongar	0.161	0.218	-0.058
153	202.01/1014	Regional Revenue & Customs Office, MoF, Bumthang	0.091	0.094	-0.003
154	202.01/1016	Department of National Properties (D/Works), MoF, Thimphu	-	1.600	-1.600
155	202.01/1018	HM Secretariat, Ministry of Finance	352.990	333.845	19.146
156	202.01/1019	Liaison and Transit Office Customs, Kolkata	0.575	0.473	0.103
157	202.01/1020	Department of Macroeconomic Affairs, MoF	1.020	1.020	-
158	202.01/2011	PFM-MDF Project, MoF	3.119	3.119	-
159	203.01/1001	Ministry of Foreign Affairs, Thimphu	55.187	49.883	5.304
160	203.01/1002	Permanent Mission of Bhutan, Ministry of Foreign Affairs, New York, USA	39.122	46.811	-7.689
161	203.01/1003	Permanent Mission of Bhutan, Ministry of Foreign Affairs, Geneva, Switzerland	7.996	3.790	4.206
162	203.01/1004	Royal Bhutanese Embassy, Ministry of Foreign Affairs, New Delhi, India	12.131	3.871	8.260
163	203.01/1005	Royal Bhutanese Embassy, Ministry of Foreign Affairs, Dhaka, Bangladesh	3.030	3.023	0.007
164	203.01/1006	Royal Bhutanese Embassy, Ministry of Foreign Affairs, Kuwait	0.309	0.243	0.066

Sl. No.	Account Number	Operating Unit	Amount in Nu.		
			Receipts	Payment	Net
165	203.01/1007	Royal Bhutanese Embassy, Ministry of Foreign Affairs, Bangkok, Thailand	2.652	3.183	-0.531
166	203.01/1008	Royal Bhutanese Consulate, Ministry of Foreign Affairs, Kolkotta, India	8.719	7.444	1.275
167	203.01/1009	Royal Bhutanese Embassy, Brussels, Belgium	14.991	14.922	0.069
168	203.01/1011	National Organizing Committee, Celebration of 50 Anniversary of Bhutan & India Formal Diplomatic Relations	0.343	0.343	-
169	204.01/1001	Ministry of Agriculture and Forests Secretariat	20.407	20.723	-0.316
170	204.01/1002	Department of Agriculture, MoA, Thimphu	107.606	124.152	-16.546
171	204.01/1003	Department of Livestock, MoA, Thimphu	43.493	56.319	-12.826
172	204.01/1004	Department of Forests and Park Services, MOA, Thimphu	56.790	40.723	16.068
173	204.01/1006	Bhutan Agriculture & Food Regulatory Authority (BAFRA), MoA, Thimphu	29.630	28.337	1.293
174	204.01/1007	National Biodiversity Centre, Serbithang	12.290	11.978	0.311
175	204.01/1008	Agriculture Machinery Centre, Paro	4.710	14.178	-9.468
176	204.01/1009	Post Harvest Unit, MOA, Paro	5.163	5.542	-0.379
177	204.01/1010	Central Machinery Unit, MOA, Bumthang	1.232	1.232	-
178	204.01/1011	National Plant Protection Center, Semtokha	3.371	3.844	-0.473
179	204.01/1012	National Soil Service Centre, Semtokha	23.220	16.644	6.577
180	204.01/1013	National Center for Animal Health, Serbithang	3.021	3.096	-0.075
181	204.01/1014	National Research and Development Centre for Aquaculture (NRDCA)	9.701	11.770	-2.070
182	204.01/1015	National Horse & Brown Swiss Cross Breeding Program, Bumthang	3.687	5.318	-1.631
183	204.01/1016	National Livestock Breeding Programme, Yusipang	4.266	4.321	-0.056
184	204.01/1017	National Feed & Fodder Development Programme, Bumthang	15.255	15.255	-
185	204.01/1018	Regional Livestock Development Centre	3.395	3.432	-0.037
186	204.01/1019	Regional Poultry Breeding Centre, Paro	3.603	3.603	-
187	204.01/1020	National Pig Breeding Centre, Wangchutaba	2.934	4.113	-1.179
188	204.01/1021	National Sheep Breeding Farm, Bumthang	8.503	5.970	2.533
189	204.01/1022	Brown Swiss Farm, Bumthang	11.849	12.209	-0.360
190	204.01/1023	National Jersey Breeding Farm, Samtse	4.162	4.092	0.070
191	204.01/1024	Regional Livestock Development Centre, DoL, MoA, Zhemgang	6.558	6.683	-0.125
192	204.01/1025	Regional Veterinary Laboratory, Tsimalakha	7.182	7.437	-0.255
193	204.01/1026	National Poultry Breeding Farm, Sarpang	21.384	26.739	-5.355
194	204.01/1027	Regional Veterinary Laboratory, Kanglung	12.287	11.630	0.657
195	204.01/1028	Livestock Central Store, Phuntsholing	1.133	1.331	-0.198
196	204.01/1029	Cold Water Fish Culture Centre (CW FCC), Haa	6.050	6.228	-0.178
197	204.01/1030	Calf Rearing Centre, Wangkha, Chhukha	1.177	1.604	-0.427
198	204.01/1031	Regional Livestock Breeding Centre, Lingmithang	0.949	2.870	-1.921
199	204.01/1032	Regional Mithun Breeding Farm, Arong	3.591	3.522	0.069
200	204.01/1033	National Nublang Farm, Tashiyangphu	0.992	1.911	-0.919
201	204.01/1034	Regional Mithun Breeding Farm, Zhemgang	4.296	4.061	0.235
202	204.01/1035	Divisional Forest Office, Zhemgang	2.601	3.895	-1.294

Sl. No.	Account Number	Operating Unit	Amount in Nu.		
			Receipts	Payment	Net
203	204.01/1036	Sakten Wildlife Sanctuary, Trashigang	5.473	5.473	-
204	204.01/1037	Jigme Singye Wangchuk National Park, Trongsa	4.128	4.798	-0.670
205	204.01/1038	Bumdeling Wildlife Sanctuary, Trashi Yangtse	5.567	7.978	-2.411
206	204.01/1039	Jigme Dorji National Park, Gasa	8.440	4.834	3.606
207	204.01/1040	Royal Manas National Park, Gelephu	5.167	6.095	-0.927
208	204.01/1041	Thrumshingla National Park, Ura, Bumthang	1.364	1.425	-0.061
209	204.01/1042	Divisional Forest Office, Gedu	2.247	2.278	-0.031
210	204.01/1043	Divisional Forest Office, Wangdue Phodrang	4.321	3.207	1.114
211	204.01/1044	Divisional Forest Office, Thimphu	8.790	9.089	-0.299
212	204.01/1045	Forestry Services Division, Trashigang	3.904	3.904	-
213	204.01/1046	Divisional Forest Office, Samtse	6.774	6.565	0.209
214	204.01/1047	Divisional Forest Office, S/Jongkhar	3.233	2.553	0.680
215	204.01/1048	Divisional Forest Office, Paro	3.998	3.847	0.150
216	204.01/1049	Divisional Forest Office, Mongar	7.102	3.425	3.677
217	204.01/1050	Forestry Services Division, Sarpang	3.879	4.594	-0.715
218	204.01/1051	Divisional Forest Office, Tsirang	9.707	9.306	0.401
219	204.01/1052	Divisional Forest Office, Bumthang	6.731	5.547	1.184
220	204.01/1053	Forest Resources Dev. Division, Thimphu	2.144	7.772	-5.628
221	204.01/1054	Wangchuck Centennial Park, Bumthang	1.233	0.343	0.891
222	204.01/1056	RNR-Research Centre, Bajo	4.846	10.819	-5.973
223	204.01/1057	RNR-Research Centre, Jakar, Bumthang	26.043	25.481	0.562
224	204.01/1058	RNR-Research Centre, Yusipang	2.798	2.807	-0.009
225	204.01/1059	RNRRC, Wengkhari	3.736	4.253	-0.517
226	204.01/1060	National Seed Centre, Paro	0.366	0.568	-0.202
227	204.01/1061	Rural Development Training Centre	6.636	6.583	0.053
228	204.01/1062	National Pig Breeding Centre, Gelephu	13.571	13.571	-
229	204.01/1063	Regional Fish Seed Production Centre, Bhangtar	38.167	37.797	0.370
230	204.01/1064	RNR -RDC Bhur, Gelephu	7.025	6.625	0.400
231	204.01/1065	Regional Marketing Officer and The Accountant	4.566	4.953	-0.386
232	204.01/1066	Phibsoo Wildlife Sanctuary, Sarpang	1.152	1.963	-0.811
233	204.01/1068	Jigme Khesar Strict Nature Reserve	1.512	4.999	-3.487
234	204.01/1069	Divisional Forest Office, Pemagatshel	3.243	2.645	0.598
235	204.01/1070	Divisional Forest Office, Dagana	7.916	7.416	0.500
236	204.01/1071	Regional Agriculture & Marketing Co-Operative (RAMCO Gelephu)	0.690	0.690	-
237	204.01/1072	Jomotsangkha Wildlife Sanctuary, Samdrupjongkhar	7.433	7.433	-
238	204.01/1073	Native Poultry Breeding Center, Sertsam Lhuntse, Department of Livestock, Ministry of Agriculture and Forest	8.325	7.174	1.151
239	204.01/1074	Regional Center for Tigers and Cats Research, Gelephu, Sarpang	1.447	1.447	-
240	204.01/2003	Management Planning of Wangchuck Centennial Park- Phase II, Bumthang	12.769	12.588	0.181
241	204.01/2006	Royal Botanical and Recreational Parks Division, MoA	-	0.652	-0.652
242	204.01/2007	GOI & AMMEPP Projects, MoA, Thimphu	19.008	24.577	-5.569
243	204.01/2013	Strengthening of Livestock Dev. Initiative, DoL	115.179	104.779	10.400

Sl. No.	Account Number	Operating Unit	Amount in Nu.		
			Receipts	Payment	Net
244	204.01/2016	Ugyen Wangchuck Institute for Conservation and Environment	18.266	15.578	2.688
245	204.01/2024	Royal Manas National Park, Gelephu	10.395	9.164	1.231
246	204.01/2025	Bio-diversity Conservation Project-II, NCD	5.228	5.228	-
247	204.01/2027	Rural Livelihood Project, Zhemgang	9.486	5.930	3.556
248	204.01/2031	Department of Livestock, Ministry of Agriculture, Thimphu	0.181	0.181	-
249	204.01/2038	Wildlife Conservation Division, MoAF, Thimphu	8.346	8.092	0.253
250	204.01/2039	AFD, Ministry of Agriculture and FOREST.	94.777	41.505	53.272
251	204.01/2041	The Policy and Planning Division Ministry of Agriculture and Forests Thimphu.	35.849	38.713	-2.863
252	204.01/2042	AFD, MoAF (REDD + Readiness Project)	28.066	62.524	-34.458
253	204.01/2043	CARLEP, Mongar	13.615	8.815	4.800
254	204.01/2044	Agricultural Research & Development Centre (Renewable Natural Resources Research Development Centre, Wengkhari)	0.845	0.927	-0.082
255	204.01/2045	Regional Agricultural Marketing & Cooperative Office (RAMCO)	5.480	5.261	0.219
256	204.01/2046	Regional Livestock Development Centre (RLDC) Kanglung	2.923	2.936	-0.013
257	204.01/2047	Directorate Services, Ministry of Agriculture and Forests	51.720	56.325	-4.605
258	204.01/2048	Directorate Services (PMU), MoAF	3.506	4.737	-1.231
259	204.01/2049	Department of Agriculture Marketing and Cooperatives, MoAF	0.608	0.608	-
260	204.01/2050	Agriculture Research and Development Centre (Bajo)	0.326	0.326	-
261	204.01/2051	Agriculture Research and Development Centre (Samtenling, Bhur), MoAF	0.239	0.239	-
262	204.01/2052	Agriculture Research and Development Centre, Yusipang, Thimphu	3.907	3.907	-
263	205.01/1001	Secretariat Services, Thimphu	19.885	15.646	4.239
264	205.01/1002	Department of Trade, Thimphu	114.526	27.968	86.558
265	205.01/1003	Department of Geology & Mines, Thimphu	5.069	5.069	-
266	205.01/1005	Department of Industry, Thimphu	121.648	66.168	55.479
267	205.01/1006	Regional Trade & Industry Office, Trongsa	0.050	0.120	-0.069
268	205.01/1007	Regional Trade & Industry Office, Phuentsholing	0.098	0.052	0.046
269	205.01/1009	Regional Trade & Industry Office, Samdrup Jongkhar	0.015	0.015	-
270	205.01/1010	Regional Trade & Industry Office, Mongar	0.060	0.060	-
271	205.01/1011	Department of Geology & Mines (Deposit Works), Thimphu	2.761	1.986	0.774
272	205.01/1012	Department of Cottage & Small Industries, Thimphu	23.865	18.231	5.635
273	205.01/1013	Department of HydroPower & Power Systems	0.572	0.559	0.013
274	205.01/1014	Department of Renewable Energy	6.100	1.754	4.345
275	205.01/1015	Department of HydroMet Services	2.093	-	2.093
276	205.01/1016	Office of the Consumer Protection, Thimphu	4.611	4.611	-
277	205.01/2001	EIT, Department of Trade, MoEA, Thimphu	17.238	33.080	-15.841
278	205.01/2003	Flood Warning Unit (Hydromet), DoE, Thimphu	0.015	-	0.015
279	205.01/2009	Phuentsholing Thromdey for Department of Trade, MoEA	0.534	0.010	0.524
280	206.01/1001	Secretariat, Ministry of Works & Human Settlement, Thimphu	25.454	24.418	1.037
281	206.01/1002	Department of Roads, Thimphu	75.261	31.459	43.803
282	206.01/1003	Department of Engineering Services	136.858	111.517	25.341

Sl. No.	Account Number	Operating Unit	Amount in Nu.		
			Receipts	Payment	Net
283	206.01/1004	Field Roads Maintenance Division, DOR, Zhemgang	171.482	120.120	51.361
284	206.01/1005	Field Roads Maintenance Division, DOR, Lobesa	723.767	655.245	68.522
285	206.01/1006	Field Roads Maintenance Division, DOR, Trashigang	232.490	129.438	103.052
286	206.01/1007	Field Roads Maintenance Division, DOR, Phuentsholing	112.097	106.089	6.007
287	206.01/1008	Field Roads Maintenance Division, DOR, Sarpang	162.559	110.625	51.934
288	206.01/1009	Field Roads Maintenance Division, DOR, Lingmithang	805.741	889.721	-83.980
289	206.01/1010	Field Roads Maintenance Division, DOR, Trongsa	612.958	402.918	210.040
290	206.01/1011	Field Roads Maintenance Division, DOR, Thimphu	358.260	347.114	11.146
291	206.01/1013	Central Stores Unit, DOR, Phuentsholing	0.011	0.450	-0.439
292	206.01/1014	Central Stores Unit, DoR, Phuentsholing (Deposit Work)	2,276.308	1,992.720	283.587
293	206.01/1017	Department of Human Settlement, MoWHS	7.660	6.410	1.250
294	206.01/1018	Project Management Office for Gomphu - Pangbang & Mamung - Digala Road Project	93.298	64.952	28.346
295	206.01/1019	Field Road Division, Department of Road, Samdrup Jongkhar	196.067	163.509	32.558
296	206.01/1020	Phuentsholing Thromdey	7.157	24.459	-17.302
297	206.01/2001	Project Coordination Unit, RAP- II, DoR, Thimphu	1.909	1.357	0.552
298	206.01/2005	Gyelposhing-Nganglam Road Project, DOR, Lingmithang	148.894	74.853	74.041
299	206.01/2018	Second Bhutan Urban Development Project	0.483	4.278	-3.795
300	206.01/2021	Second Bhutan Urban Development Project, City Corporation, Thimphu	92.034	70.704	21.330
301	206.01/2023	Department of Engineering Section, MoWHS	32.408	12.948	19.459
302	206.01/2024	ORIO-RGOB Project, DoR, MoWHS, Dagapela	114.659	140.475	-25.816
303	206.01/2025	Phuentsholing Thromdey for Department of Engineering Services, MoWHS	15.977	48.443	-32.466
304	206.01/2026	Department of Road (Project# SASEC Project BHU-L/3149, G-004)	69.499	94.312	-24.813
305	206.01/2027	Directorate Services, MoWHS	51.525	47.267	4.258
306	207.01/1001	Ministry of Information & Communications Secretariat, Thimphu	6.906	7.365	-0.459
307	207.01/1002	Department of Air Transport (DoAT)	227.984	137.485	90.499
308	207.01/1003	Roads Safety and Transport Authority, MOIC	6.449	6.087	0.361
309	207.01/1004	Regional Transport Office, RSTA, Phuentsholing	1.007	0.981	0.026
310	207.01/1005	Regional Transport Office, RSTA, Gelephu	0.980	0.734	0.246
311	207.01/1006	Regional Transport Office, RSTA, Samdrup Jongkhar	0.339	0.280	0.059
312	207.01/1007	Department of Information & Technology	46.976	25.158	21.818
313	207.01/1008	Department of Information & Media	22.483	52.153	-29.670
314	207.01/1009	Bhutan Civil Aviation Authority (BCAA)	5.559	5.461	0.098
315	207.01/1010	Regional Transport Office. Mongar	0.716	0.647	0.069
316	207.01/2002	DIT, Ministry of Information and Communicaitons	3.605	3.805	-0.200
317	207.01/2005	Department of Air Transport, Ministry of Information & Communications, Paro	7.022	37.899	-30.878
318	208.01/1001	Ministry of Health Secretariat, Thimphu	21.348	21.595	-0.247
319	208.01/1002	Department of Public Health Services, MoH, Thimphu	14.289	17.263	-2.973
320	208.01/1003	Department of Medical Services, MoH, Thimphu	25.137	12.560	12.578
321	208.01/1005	Regional Referral Hospital, Mongar	5.999	7.087	-1.088

Sl. No.	Account Number	Operating Unit	Amount in Nu.		
			Receipts	Payment	Net
322	208.01/1006	Central Regional Referral Hospital, Gelephu	2.725	1.419	1.306
323	208.01/1007	Malaria Eradication Program, Gelephu	0.368	0.324	0.044
324	208.01/1009	Medical Supply Depot, Phuentsholing	5.893	5.726	0.168
325	208.01/1010	Phuentsholing General Hospital	1.051	1.244	-0.192
326	208.01/1011	Department of Traditional Medicine Services (DTMS), MoH	3.820	3.788	0.032
327	208.01/1012	Department of Medical Supply and Health Infrastructure (DMSHI)	38.962	44.184	-5.222
328	208.01/2002	HIV AIDS Project, Ministry of Health	6.735	6.170	0.565
329	208.01/2003	UNFPA Support to reproductive health, Ministry of Health	0.352	0.059	0.293
330	208.01/2004	RENEW Secretariat, Thimphu	3.240	3.729	-0.489
331	208.01/2005	Vector-Borne Disease Control Programme, Gelephu	13.039	13.039	-
332	208.01/2008	Country Coordination Mechanism, Ministry of Health	0.356	0.356	-
333	208.01/2009	Construction of CRR Hospital, Gelephu, MoH, Thimphu	166.980	92.475	74.504
334	208.01/2012	TB Control Programme, MoH, Thimphu	6.398	5.935	0.463
335	208.01/2013	Enhanced Malaria Control Project, Gelephu	0.360	0.360	-
336	208.01/2016	International Assistance, Ministry of Health, Thimphu	17.945	17.964	-0.019
337	208.01/2017	UNICEF Assisted Projects, Ministry of Health, Thimphu	11.948	12.130	-0.182
338	208.01/2021	Construction of Public Health Laboratory, MoH	-	0.068	-0.068
339	208.01/2022	Reconstruction of 40 bedded Samtse Hospital, Ministry of Health	2.635	3.649	-1.014
340	208.01/2023	Office of the Project Management Team, Global Fund to fight AIDS TB & Malaria, MoH.	1.950	1.950	-
341	208.01/2024	Health Infrastructure Development Division, MoH	83.806	61.349	22.457
342	208.01/2025	Swiss Red Cross Project	2.397	2.397	-
343	209.01/1001	Ministry Of Education Secretariat, Thimphu	10.075	11.234	-1.159
344	209.01/1002	Department Of Adult and Higher Education, MOE, Thimphu	4.270	4.276	-0.006
345	209.01/1003	Department of School Education, MoE, Thimphu	477.685	551.315	-73.631
346	209.01/1004	Department of Youth, Culture & Sports, MoE, Thimphu	33.581	31.411	2.169
347	209.01/2001	International Assistance, Ministry of Education, Thimphu	210.715	162.540	48.175
348	209.01/2002	UNICEF Assisted Project, Ministry of Education, Thimphu	47.865	45.097	2.769
349	209.01/2003	Scholarship Division, Dept. of Adult & Higher Education, Thimphu	0.266	0.266	-
350	209.01/2007	Save the Children Fund-USA assisted Project	8.218	8.831	-0.613
351	209.01/2008	Deptt. of Youth & Sports, Ministry of Education, Thimphu	1.175	1.175	-
352	210.01/1001	Ministry of Labour & Human Resources Secretariat, Thimphu	5.027	2.949	2.078
353	210.01/1002	Department of Technical Education, Thimphu	57.849	54.817	3.032
354	210.01/1003	Department of Occupational Standards, MoLHR, Thimphu	9.653	9.653	-
355	210.01/1004	Department of Labour, MoLHR	2.596	2.546	0.050
356	210.01/1005	Department of Employment and Human Resources, MoLHR	113.286	113.253	0.033
357	210.01/1006	Trashi Yangtse Institute for Zorig Chusum	1.155	1.241	-0.085
358	210.01/1009	Samthang Institute of Automobile Engineering	1.020	1.500	-0.479
359	210.01/1010	Vocational Training Institute, Khuruthang, Punakha	2.086	1.521	0.566
360	210.01/1011	Vocational Training Institute, Rangjung, Trashigang	1.647	1.528	0.119
361	210.01/1012	Jigme Wangchuk Power Training Institute, Dekiling, Sarpang	4.291	4.291	-
362	210.01/1013	Chumey Vocational Training Institute, Bumthang	6.802	6.802	-
363	210.01/1014	Technical Training Institute, MoLHR, Thimphu	0.629	0.741	-0.112

Sl. No.	Account Number	Operating Unit	Amount in Nu.		
			Receipts	Payment	Net
364	210.01/2006	Department of Technical Education, MoLHR	9.120	9.100	0.020
365	401.01/1001	Dzongkhag Administration, Chhukha	104.737	100.020	4.717
366	401.01/1002	Phuentsholing Drungkhag	33.123	22.565	10.558
367	401.01/2001	Dzongkhag Administration, Chukha	1.957	1.957	-
368	401.02/1001	Sampheling Geog, Chhuka	3.448	1.864	1.584
369	401.03/1001	Bongo Geog, Chhuka	6.846	6.568	0.278
370	401.04/1001	Chapcha Geog. Chhukha Dzongkhag	3.494	3.966	-0.472
371	401.05/1001	Dungna Geog, Chhukha Dzongkhag	2.306	1.931	0.375
372	401.06/1001	Gayling Geog, Chhukha Dzongkhag	3.759	3.821	-0.062
373	401.07/1001	Darla Geog, Chhuka	6.112	7.363	-1.251
374	401.08/1001	Getana Geog, Chhukha Dzongkhag	2.229	2.495	-0.266
375	401.09/1001	Jabcho Geog, Chhukha Dzongkhag	2.743	3.789	-1.046
376	401.10/1001	Lokchina Geog, Chhuka	3.276	3.061	0.215
377	401.11/1001	Metakha Geog, Chhukha Dzongkhag	1.241	1.069	0.171
378	401.12/1001	Phuentsholing Geog, Chhuka	7.329	9.400	-2.071
379	402.01/1001	Dzongkhag Administration, Haa	184.580	114.706	69.874
380	402.02/1001	Bjee Geog, Ha Dzongkhag	4.103	2.098	2.005
381	402.03/1001	Kastho Geog, Ha Dzongkhag	2.691	1.009	1.683
382	402.04/1001	Sambekha Geog, Ha Dzongkhag	4.274	4.481	-0.206
383	402.05/1001	Sama Geog, Ha Dzongkhag	0.300	1.096	-0.796
384	402.06/1001	Uesu Geog, Ha Dzongkhag	3.043	2.257	0.786
385	402.07/1001	Gakiling Geog, Haa Dzongkhag	1.701	3.074	-1.372
386	403.01/1001	Dzongkhag Administration, Paro	113.722	88.461	25.262
387	403.02/1001	Dobshari Geog, Paro Dzongkhag	5.949	5.502	0.447
388	403.03/1001	Dogar Geog, Paro Dzongkhag	1.351	1.624	-0.274
389	403.04/1001	Dotey Geog, Paro Dzongkhag	1.475	1.693	-0.217
390	403.05/1001	Horey Geog, Paro Dzongkhag	0.780	0.675	0.105
391	403.06/1001	Lango Geog, Paro Dzongkhag	5.458	5.299	0.159
392	403.07/1001	Lungni Geog, Paro Dzongkhag	1.689	2.011	-0.322
393	403.08/1001	Naja Geog, Paro Dzongkhag	4.003	4.140	-0.136
394	403.09/1001	Shaba Geog, Paro Dzongkhag	6.212	3.114	3.098
395	403.10/1001	Tsento Geog, Paro Dzongkhag	14.476	8.615	5.862
396	403.11/1001	Wangchang Geog, Paro Dzongkhag	2.998	3.092	-0.094
397	404.01/1001	Dzongkhag Administration, Samtse	136.174	97.816	38.358
398	404.01/1002	Sipsu Drungkhag	25.675	13.704	11.971
399	404.01/1003	Dorokha Drungkhag	17.634	38.808	-21.174
400	404.01/2001	Dzongkhag Administration, Samtse	0.448	0.448	-
401	404.02/1001	Bara Geog, Samtse Dzongkhag	3.743	3.929	-0.186
402	404.03/1001	Biru Geog, Samtse Dzongkhag	3.727	3.903	-0.177
403	404.04/1001	Charghare Geog, Samtse Dzongkhag	5.023	4.909	0.114
404	404.05/1001	Chengmari Geog, Samtse Dzongkhag	3.074	3.360	-0.286
405	404.06/1001	Denchhukha Geog, Samtse Dzongkhag	8.115	7.776	0.339
406	404.07/1001	Dorokha Geog, Samtse Dzongkhag	4.627	5.948	-1.321

Sl. No.	Account Number	Operating Unit	Amount in Nu.		
			Receipts	Payment	Net
407	404.08/1001	Dumtse Geog, Samtse Dzongkhag	5.006	7.336	-2.330
408	404.09/1001	Ghumaaney Geog, Samtse Dzongkhag	2.962	3.027	-0.066
409	404.10/1001	Lhahareni Geog, Samtse Dzongkhag	10.625	5.416	5.209
410	404.11/1001	Tendu Geog, Samtse Dzongkhag	3.105	2.775	0.330
411	404.12/1001	Nainital Geog, Samtse Dzongkhag	1.460	1.285	0.175
412	404.13/1001	Pagli Geog, Samtse Dzongkhag	5.356	4.923	0.433
413	404.14/1001	Samtse Geog, Samtse Dzongkhag	4.325	5.555	-1.230
414	404.15/1001	Sibsu Geog, Samtse Dzongkhag	2.364	2.857	-0.492
415	404.16/1001	Tading Geog, Samtse Dzongkhag	5.880	5.550	0.330
416	405.01/1001	Dzongkhag Administration, Tsirang	75.447	58.646	16.801
417	405.02/1001	Beteni Geog, Tsirang Dzongkhag	1.189	1.138	0.050
418	405.03/1001	Dunglegang Geog, Tsirang Dzongkhag	0.865	1.238	-0.373
419	405.04/1001	Barshong Geog, Tsirang Dzongkhag	1.250	1.298	-0.047
420	405.05/1001	Gosheling Geog, Tsirang Dzongkhag	0.895	1.320	-0.425
421	405.06/1001	Rangthangling Geog, Tsirang Dzongkhag	1.174	1.525	-0.351
422	405.07/1001	Kikhorthang Geog, Tsirang Dzongkhag	1.225	1.494	-0.269
423	405.08/1001	Mendrelgang Geog, Tsirang Dzongkhag	1.350	1.502	-0.152
424	405.09/1001	Patale Geog, Tsirang Dzongkhag	0.302	0.541	-0.239
425	405.10/1001	Phuentenchu Geog, Tsirang Dzongkhag	0.922	0.773	0.149
426	405.11/1001	Semjong Geog, Tsirang Dzongkhag	1.697	2.321	-0.625
427	405.12/1001	Tsholingkar Geog, Tsirang Dzongkhag	0.410	0.702	-0.293
428	405.13/1001	Tsirangtoe Geog, Tsirang Dzongkhag	1.256	1.432	-0.176
429	406.01/1001	Dzongkhag Administration, Dagana	153.341	160.667	-7.326
430	406.01/1002	Lhamoizingkha Dzongkhag, Dagana	17.977	26.796	-8.819
431	406.01/2001	Dzongkhag Administration	0.198	0.198	-
432	406.02/1001	Dorona Geog, Dagana Dzongkhag	1.721	1.306	0.415
433	406.03/1001	Drujeygang Geog, Dagana Dzongkhag	0.923	0.437	0.486
434	406.04/1001	Gesarling Geog, Dagana Dzongkhag	4.560	3.846	0.714
435	406.05/1001	Goshi Geog, Dagana Dzongkhag	1.426	1.879	-0.453
436	406.06/1001	Kana Geog, Dagana Dzongkhag	1.996	4.041	-2.045
437	406.07/1001	Khebisa Geog, Dagana Dzongkhag	1.062	5.780	-4.718
438	406.08/1001	Lajab Geog, Dagana Dzongkhag	0.745	0.408	0.337
439	406.09/1001	Tashiding Geog, Dagana Dzongkhag	3.686	3.160	0.526
440	406.10/1001	Tshendaygang Geog, Dagana Dzongkhag	2.575	1.523	1.053
441	406.11/1001	Tshangkha Geog, Dagana Dzongkhag	0.816	0.475	0.341
442	406.12/1001	Tseza Geog, Dagana Dzongkhag	2.645	3.485	-0.840
443	406.13/1001	Deorali Geog, Dagana Dzongkhag	0.601	0.264	0.337
444	406.14/1001	Lhamoizingkha Geog, Dagana Dzongkhag	0.878	1.105	-0.227
445	406.15/1001	Nichula Geog, Dagana Dzongkhag	0.773	1.205	-0.432
446	407.01/1001	Dzongkhag Administration, Punakha	55.895	56.771	-0.876
447	407.02/1001	Chhubu Geog, Punakha Dzongkhag	1.109	0.987	0.122
448	407.03/1001	Goenshari Geog, Punakha Dzongkhag	1.345	2.446	-1.101

Sl. No.	Account Number	Operating Unit	Amount in Nu.		
			Receipts	Payment	Net
449	407.04/1001	Guma Geog, Punakha Dzongkhag	1.589	2.730	-1.141
450	407.05/1001	Kabjisa Geog, Punakha Dzongkhag	5.008	3.757	1.251
451	407.06/1001	Lingbukha Geog, Punakha Dzongkhag	0.981	0.699	0.283
452	407.07/1001	Shengana Geog, Punakha Dzongkhag	1.263	1.484	-0.221
453	407.08/1001	Talo Geog, Punakha Dzongkhag	0.836	0.687	0.149
454	407.09/1001	Toewang Geog, Punakha Dzongkhag	1.181	1.120	0.062
455	407.10/1001	Zoma Geog, Punakha Dzongkhag	1.295	1.344	-0.049
456	407.11/1001	Baap Geog, Punakha	1.338	1.028	0.310
457	407.12/1001	Toebesa Geog, Punakha	0.677	1.381	-0.704
458	408.01/1001	Dzongkhag Administration, Wangdue Phodrang	95.902	103.953	-8.051
459	408.02/1001	Bjena Gewog, Wangdue Phodrang Dzongkhag	4.843	2.615	2.228
460	408.03/1001	Dangchu Geog, Wangdue Phodrang Dzongkhag	0.586	2.166	-1.580
461	408.04/1001	Darkar Geog, Wangdue Phodrang Dzongkhag	2.193	3.346	-1.153
462	408.05/1001	Gangtey Geog, Wangdue Phodrang Dzongkhag	2.647	2.391	0.256
463	408.06/1001	Gasetshogom Geog, Wangdue Phodrang Dzongkhag	3.534	3.883	-0.348
464	408.07/1001	Gasetshowom Geog, Wangdue Phodrang Dzongkhag	1.343	1.212	0.131
465	408.08/1001	Kashi Geog, Wangdue Phodrang Dzongkhag	1.367	1.996	-0.629
466	408.09/1001	Nahi Geog, Wangdue Phodrang Dzongkhag	0.836	0.852	-0.016
467	408.10/1001	Nisho Geog, Wangdue Phodrang Dzongkhag	2.444	2.273	0.172
468	408.11/1001	Phangyul Geog, Wangdue Phodrang Dzongkhag	1.622	1.731	-0.109
469	408.12/1001	Phobjee Geog, Wangdue Phodrang Dzongkhag	2.112	2.137	-0.025
470	408.13/1001	Roepa Geog, Wangdue Phodrang Dzongkhag	1.876	2.224	-0.348
471	408.14/1001	Sephu Geog, Wangdue Phodrang Dzongkhag	14.916	9.657	5.258
472	408.15/1001	Athang Gewog, Wangdue Phodrang Dzongkhag	5.668	1.358	4.309
473	408.16/1001	Thetshong Geog, Wangdue Phodrang Dzongkhag	1.998	2.599	-0.600
474	409.01/1001	Dzongkhag Administration, Bumthang	91.806	84.850	6.956
475	409.02/1001	Chhoekhor Geog, Bumthang Dzongkhag	6.210	8.249	-2.039
476	409.03/1001	Chhume Geog, Bumthang Dzongkhag	3.174	3.175	-0.001
477	409.04/1001	Tang Geog, Bumthang Dzongkhag	0.994	2.530	-1.536
478	409.05/1001	Ura Geog, Bumthang Dzongkhag	2.977	2.877	0.100
479	410.01/1001	Dzongkhag Administration, Sarpang	127.585	111.065	16.521
480	410.01/1002	Dungkhag Administration, Gelephu	11.858	3.727	8.132
481	410.01/2001	Dzongkhag Administration, Sarpang	0.407	0.407	-
482	410.02/1002	Samtaying Geog, Sarpang Dzongkhag	1.330	1.219	0.111
483	410.03/1002	Chuzangang Geog, Sarpang Dzongkhag	2.715	2.535	0.180
484	410.04/1001	Dekiling Geog, Sarpang Dzongkhag	1.019	1.338	-0.319
485	410.05/1001	Doeban Geog, Sarpang Dzongkhag	3.910	3.610	0.300
486	410.06/1002	Tareything Geog, Sarpang Dzongkhag	0.450	0.436	0.014
487	410.07/1002	Gelephu Geog, Sarpang Dzongkhag	5.540	7.031	-1.491
488	410.08/1001	Hilley Geog, Sarpang Dzongkhag	6.900	8.772	-1.872
489	410.09/1002	Jigmechoeling Geog, Sarpang Dzongkhag	6.626	9.388	-2.761
490	410.10/1002	Umling Gewog, Sarpang Dzongkhag	1.938	2.710	-0.772
491	410.11/1001	Singhi Geog, Sarpang Dzongkhag	0.645	1.207	-0.562

Sl. No.	Account Number	Operating Unit	Amount in Nu.		
			Receipts	Payment	Net
492	410.12/1001	Sarpangtar Geog, Sarpang Dzongkhag	1.815	2.430	-0.615
493	410.13/1002	Sershong Geog, Sarpang Dzongkhag	3.447	3.900	-0.453
494	411.01/1001	Dzongkhag Administration, Zhemgang	68.350	62.237	6.113
495	411.01/1003	Panbang Dungkhag	8.243	14.011	-5.768
496	411.02/1001	Bardo Geog, Zhemgang Dzongkhag	6.077	5.216	0.861
497	411.03/1002	Bjoka Gewog, Panbang Dungkhag	2.153	1.916	0.237
498	411.04/1001	Nangkor Geog, Zhemgang Dzongkhag	14.495	9.662	4.833
499	411.05/1002	Ngangla Gewog	2.957	2.350	0.607
500	411.06/1002	Phangkhar Gewog	1.906	1.719	0.187
501	411.07/1001	Shingkar Geog, Zhemgang Dzongkhag	9.229	6.730	2.499
502	411.08/1001	Trong Geog, Zhemgang Dzongkhag	2.267	2.990	-0.723
503	411.09/1002	Goshing Gewog, Panbang Dungkhag	4.851	4.463	0.388
504	412.01/1001	Dzongkhag Administration, Trongsa	84.055	89.380	-5.324
505	412.02/1001	Dragteng Geog, Trongsa Dzongkhag	3.119	3.733	-0.613
506	412.03/1001	Korphu Geog, Trongsa Dzongkhag	4.028	4.483	-0.455
507	412.04/1001	Langthel Geog, Trongsa Dzongkhag	3.692	3.859	-0.167
508	412.05/1001	Nubi Geog, Trongsa Dzongkhag	6.124	4.453	1.671
509	412.06/1001	Tangsibji Geog, Trongsa Dzongkhag	2.725	3.385	-0.660
510	413.01/1001	Dzongkhag Administration, Lhuentse	60.462	68.405	-7.943
511	413.01/2003	Commercial Agriculture & Resilient Enhancement Programme (CARLEP)	4.374	4.546	-0.172
512	413.02/1001	Gangzur Geog, Lhuentse Dzongkhag	5.041	6.602	-1.562
513	413.03/1001	Jarey Geog, Lhuentse Dzongkhag	1.488	1.168	0.320
514	413.04/1001	Khoma Geog, Lhuentse Dzongkhag	1.879	1.418	0.460
515	413.05/1001	Kurtoe Geog, Lhuentse Dzongkhag	2.958	3.048	-0.090
516	413.06/1001	Minjay Geog, Lhuentse Dzongkhag	0.718	1.441	-0.723
517	413.07/1001	Menbi Geog, Lhuentse Dzongkhag	6.662	3.904	2.758
518	413.08/1001	Metsho Geog, Lhuentse Dzongkhag	1.655	1.976	-0.321
519	413.09/1001	Tshenkhar Geog, Lhuentse Dzongkhag	0.838	0.753	0.085
520	414.01/1001	Dzongkhag Administration, Mongar	182.498	136.799	45.699
521	414.01/1002	Office of the Gyaltshab	2.613	3.801	-1.188
522	414.01/2003	CARLEP, Dzongkhag Administration, Mongar	4.215	4.314	-0.100
523	414.02/1001	Balam Geog, Mongar Dzongkhag	4.301	4.378	-0.077
524	414.03/1001	Chali Geog, Mongar Dzongkhag	3.681	3.666	0.015
525	414.04/1001	Chaskhar Geog, Mongar Dzongkhag	1.895	2.081	-0.186
526	414.05/1001	Dramtse Geog, Mongar Dzongkhag	1.473	1.155	0.318
527	414.06/1001	Drepong Geog, Mongar Dzongkhag	2.763	2.830	-0.067
528	414.07/1001	Gongdue Geog, Mongar Dzongkhag	2.270	3.297	-1.028
529	414.08/1001	Jurmey Geog, Mongar Dzongkhag	3.477	2.762	0.715
530	414.09/1001	Kengkhar Geog, Mongar Dzongkhag	2.396	1.967	0.429
531	414.10/1001	Mongar Geog, Mongar Dzongkhag	3.467	3.221	0.246
532	414.11/1001	Natshang Geog, Mongar Dzongkhag	1.622	1.957	-0.335
533	414.12/1001	Saleng Geog, Mongar Dzongkhag	2.537	3.166	-0.628

Sl. No.	Account Number	Operating Unit	Amount in Nu.		
			Receipts	Payment	Net
534	414.13/1001	Sherimung Geog, Mongar Dzongkhag	3.574	3.900	-0.327
535	414.14/1001	Silambi Geog, Mongar Dzongkhag	2.064	1.920	0.144
536	414.15/1001	Thangrong Geog, Mongar Dzongkhag	2.941	3.194	-0.253
537	414.16/1001	Tsakaling Geog, Mongar Dzongkhag	0.904	0.746	0.158
538	414.17/1001	Tsamang Geog, Mongar Dzongkhag	0.780	0.675	0.105
539	414.18/1001	Narang Geog, Mongar Dzongkhag	2.388	2.549	-0.161
540	415.01/1001	Dzongkhag Administration, Pema Gatshel	138.379	128.045	10.334
541	415.01/1002	Nganglam Drungkhag	105.461	94.799	10.662
542	415.01/2003	CARLEP,P/Gatshel	6.167	5.942	0.225
543	415.02/1001	Chongshing Gewog, Pema Gatshel Dzongkhag	4.828	2.451	2.377
544	415.03/1001	Chhimung Geog, Pema Gatshel Dzongkhag	0.696	0.507	0.188
545	415.04/1001	Dungme Geog, Pema Gatshel Dzongkhag	1.594	1.477	0.117
546	415.05/1001	Khar Geog, Pema Gatshel Dzongkhag	1.019	1.025	-0.006
547	415.06/1001	Shumar geog, Pema Gatshel Dzongkhag	3.929	5.505	-1.576
548	415.07/1001	Yurung Geog, Pema Gatshel Dzongkhag	1.866	2.057	-0.191
549	415.08/1001	Zobel Geog, Pema Gatshel Dzongkhag	1.838	1.564	0.274
550	415.09/1001	Decheling Gewog, Nganglam Dungkhag	3.015	4.740	-1.726
551	415.10/1001	Norbugang Gewog, Nganglam Dungkhag	1.619	3.343	-1.724
552	415.11/1001	Nanong Gewog, Pemagatshel Dzongkhag	4.390	5.023	-0.633
553	415.12/1001	Chokoring Gewog, Nganglam Dungkhag	0.898	2.102	-1.204
554	416.01/1001	Dzongkhag Administration, Samdrup Jongkhar	108.302	106.434	1.869
555	416.01/1002	Samdrupcholing Dungkhag	7.475	12.672	-5.197
556	416.01/1003	Jomotshangkha Dungkhag	18.561	17.124	1.437
557	416.01/2003	CARLEP,S/Jongkhar	5.036	5.036	-
558	416.02/1001	Phuntshothang Geog, Samdrup Jongkhar Dzongkhag	3.077	1.281	1.796
559	416.03/1001	Pemethang Geog, Samdrup Jongkhar Dzongkhag	1.938	1.619	0.320
560	416.04/1001	Gomdar Geog, Samdrup Jongkhar Dzongkhag	0.930	2.054	-1.125
561	416.05/1001	Wangphu Geog, S/Jongkhar Dzongkhag	1.312	1.314	-0.002
562	416.06/1001	Langchenphu Geog, Samdrup Jongkhar Dzongkhag	1.043	0.995	0.049
563	416.07/1001	Lauri Geog, Samdrup Jongkhar Dzongkhag	3.274	3.415	-0.141
564	416.08/1001	Martshala Geog, Samdrup Jongkhar Dzongkhag	3.155	3.294	-0.139
565	416.09/1001	Deothang Geog, S/Jongkhar Dzongkhag	3.779	3.396	0.383
566	416.10/1001	Orong Geog, Samdrup Jongkhar Dzongkhag	2.360	4.536	-2.176
567	416.11/1001	Samrang Geog, Samdrup Jongkhar Dzongkhag	0.934	0.856	0.078
568	416.12/1001	Serthi Geog, Samdrup Jongkhar Dzongkhag	4.622	7.970	-3.348
569	417.01/1001	Dzongkhag Administration, Trashigang	173.459	145.642	27.817
570	417.01/1002	Sakteng Dungkhag, Tashigang	7.796	4.282	3.514
571	417.01/1003	Thrimshing Dungkhag, Tashigang	2.344	2.604	-0.260
572	417.01/1004	Wamrong Dungkhag, Tashigang	2.724	2.429	0.296
573	417.01/2003	CARLEP,Trashigang	3.734	3.724	0.010
574	417.02/1001	Bartsham Geog, Trashigang Dzongkhag	1.074	1.074	-
575	417.03/1001	Bidung Geog, Trashigang Dzongkhag	0.329	0.329	-
576	417.04/1001	Kanglung Geog, Trashigang Dzongkhag	3.765	2.139	1.626

Sl. No.	Account Number	Operating Unit	Amount in Nu.		
			Receipts	Payment	Net
577	417.05/1001	Kangpara Geog, Trashigang Dzongkhag	2.843	2.800	0.043
578	417.06/1001	Khaling Geog, Trashigang Dzongkhag	1.918	1.376	0.542
579	417.07/1001	Lumang Geog, Trashigang Dzongkhag	3.580	1.546	2.034
580	417.08/1001	Merak Geog, Trashigang Dzongkhag	4.474	2.391	2.082
581	417.09/1001	Yangneer Geog, Trashigang Dzongkhag	4.033	1.228	2.805
582	417.10/1001	Phongmey Geog, Trashigang Dzongkhag	2.030	1.857	0.173
583	417.11/1001	Radhi Geog, Trashigang Dzongkhag	4.446	4.258	0.187
584	417.12/1001	Sakten Geog, Trashigang Dzongkhag	0.904	1.165	-0.261
585	417.13/1001	Samkhar Geog, Trashigang Dzongkhag	5.605	4.512	1.094
586	417.14/1001	Shongphu Geog, Trashigang Dzongkhag	3.304	1.507	1.797
587	417.15/1001	Thrimshing Geog, Trashigang Dzongkhag	1.661	2.431	-0.771
588	417.16/1001	Uzarong Geog, Trashigang Dzongkhag	3.195	3.472	-0.277
589	418.01/1001	Dzongkhag Administration, Thimphu	49.492	47.091	2.401
590	418.01/1002	Lingzhi Drungkhag	0.823	0.973	-0.150
591	418.02/1001	Soe Geog, Thimphu Dzongkhag	4.170	5.636	-1.467
592	418.03/1001	Chang Geog, Thimphu Dzongkhag	4.527	4.298	0.228
593	418.04/1001	Dagala Geog, Thimphu Dzongkhag	4.503	4.679	-0.176
594	418.05/1001	Gayney Geog, Thimphu Dzongkhag	1.727	1.671	0.055
595	418.06/1001	Kawang Geog, Thimphu Dzongkhag	2.923	3.653	-0.730
596	418.07/1001	Lingshi Geog, Thimphu Dzongkhag	1.698	4.444	-2.746
597	418.08/1001	Mewang Geog, Thimphu Dzongkhag	2.270	1.833	0.437
598	418.09/1001	Naro Geog, Thimphu Dzongkhag	1.766	1.937	-0.171
599	419.01/1002	Gasa Dzongkhag	76.738	66.316	10.422
600	419.02/1002	Geonkhamed Gewog	1.157	1.891	-0.734
601	419.03/1002	Geonkhatoed Gewog	2.047	1.609	0.438
602	419.04/1002	Laya Gewog	2.624	4.667	-2.042
603	419.05/1002	Lunana Gewog	8.095	9.150	-1.055
604	420.01/1001	Dzongkhag Administration, Trashi Yangtse	202.003	207.605	-5.601
605	420.01/2002	MAGIP Project, Trashiyangtse Dzongkhag	0.001	0.141	-0.140
606	420.01/2003	CARLEP,T/Yangtse	3.635	3.113	0.522
607	420.02/1001	Bumdiling Gewog, Trashi Yangtse Dzongkhag	4.991	4.693	0.299
608	420.03/1001	Jamkhar Gewog, Trashi Yangtse Dzongkhag	1.040	2.635	-1.596
609	420.04/1001	Khamdang Gewog, Trashi Yangtse Dzongkhag	4.915	4.510	0.404
610	420.05/1001	Ramjar Gewog, Trashi Yangtse Dzongkhag	1.399	2.550	-1.151
611	420.06/1001	Toetsho Gewog, Trashi Yangtse Dzongkhag	1.128	1.874	-0.746
612	420.07/1001	Tongshang Gewog, Trashi Yangtse Dzongkhag	1.628	1.085	0.542
613	420.08/1001	Yalang Gewog, Trashi Yangtse Dzongkhag	2.394	3.136	-0.741
614	420.09/1001	Yangtse Gewog, Trashi Yangtse Dzongkhag	4.737	4.714	0.023
Total			16,283.131	14,688.701	1,594.430

SCHEDULE 11: SCHEDULE OF UNCASHED CHEQUES FOR THE FY 2017-18

Sl. No.	Bank Branch	Account Number	Operating Unit	Nu. in Million
1	Bumthang	204.01/1021	National Sheep Breeding Farm, Bumthang	0.001
2	Bumthang	204.01/1041	Thrumshingla National Park, Ura, Bumthang	0.009
3	Bumthang	204.01/1054	Wangchuck Centennial Park, Bumthang	0.001
4	Bumthang	210.01/1013	Chumey Vocational Training Institute, Bumthang	0.042
5	Bumthang	409.01/1001	Dzongkhag Administration, Bumthang	0.004
6	Dagana	106.01/1016	District Court, Dagana	-
7	Gasa	419.01/1002	Gasa Dzongkhag	0.324
8	Gasa	419.02/1002	Geonkhamed Gewog	0.003
9	Gasa	419.03/1002	Geonkhatoed Gewog	0.004
10	Gasa	419.04/1002	Laya Gewog	-
11	Gasa	419.05/1002	Lunana Gewog	0.020
12	Gedu	204.01/1042	Divisional Forest Office, Gedu	0.005
13	Gedu	401.03/1001	Bongo Geog, Chhuka	0.010
14	Gelephu	202.01/1009	Regional Revenue & Customs, Gelephu	0.005
15	Gelephu	204.01/1014	National Research and Development Centre for Aquaculture (NRDCA)	-
16	Gelephu	204.01/1062	National Pig Breeding Centre, Gelephu	0.001
17	Gelephu	204.01/1064	RNR -RDC Bhur, Gelephu	0.299
18	Gelephu	205.01/1008	Regional Trade & Industry Office, Gelephu	0.003
19	Gelephu	210.01/1012	Jigme Wangchuk Power Training Institute, Dekiling, Sarpang	0.011
20	Gelephu	410.01/1002	Dungkhag Administration, Gelephu	0.028
21	Haa	106.01/1013	District Court, Haa	0.008
22	Haa	106.01/1036	Drungkhag Court, Sombaykha	0.001
23	Haa	204.01/1029	Cold Water Fish Culture Centre (CWFCC), Haa	0.004
24	Haa	402.01/1001	Dzongkhag Administration, Haa	0.001
25	Lhuentse	413.04/1001	Khoma Geog, Lhuentse Dzongkhag	0.001
26	Lhuentse	413.05/1001	Kurtoe Geog, Lhuentse Dzongkhag	-
27	Monggar	120.01/1012	College of Social Sciences, Gyalpozhing	0.082
28	Monggar	204.01/2043	CARLEP, Mongar	0.042
29	Monggar	414.10/1001	Mongar Geog, Mongar Dzongkhag	0.001
30	Paro	201.01/2023	Drukgyel Dzong Conservation Project, Paro Dzong	0.023
31	Paro	204.01/1048	Divisional Forest Office, Paro	0.041
32	Paro	403.01/1001	Dzongkhag Administration, Paro	0.001
33	Pema Gatshel	106.01/1018	District Court, Pema Gatshel	0.008
34	Phuntsholing main	106.01/1022	Dungkhag Court, Phuntsholing	0.001
35	Phuntsholing main	124.01/1002	Phuentsholing Thromde School	0.019
36	Phuntsholing main	201.01/1012	Regional Immigration Office, MoHCA, Phuentsholing	0.183
37	Phuntsholing main	201.01/1018	Royal Bhutan Police, Phuentsholing	0.012
38	Phuntsholing main	205.01/1007	Regional Trade & Industry Office, Phuentsholing	0.005
39	Phuntsholing main	205.01/2009	Phuentsholing Thromdey for Department of Trade, MoEA	0.327
40	Phuntsholing main	206.01/1007	Field Roads Maintenance Division, DOR, Phuentsholing	0.073
41	Phuntsholing main	206.01/1014	Central Stores Unit, DoR, Phuentsholing (Deposit Work)	3.451
42	Phuntsholing main	206.01/1020	Phuentsholing Thromdey	0.015

Sl. No.	Bank Branch	Account Number	Operating Unit	Nu. in Million
43	Phuntsholing main	206.01/2025	Phuentsholing Thromdey for Department of Engineering Services, MoWHS	0.327
44	Phuntsholing main	206.01/2026	Department of Road (Project# SASEC Project BHU-L/3149, G-004)	0.013
45	Phuntsholing main	207.01/1004	Regional Transport Office, RSTA, Phuentsholing	0.002
46	Phuntsholing main	208.01/1009	Medical Supply Depot, Phuentsholing	0.002
47	Phuntsholing main	406.13/1001	Deorali Geog, Dagana Dzongkhag	0.037
48	Phuntsholing main	406.14/1001	Lhamoizingkha Geog, Dagana Dzongkhag	0.047
49	Punakha	204.01/1039	Jigme Dorji National Park, Gasa	0.051
50	Punakha	407.01/1001	Dzongkhag Administration, Punakha	0.134
51	Samdrup Jongkhar	110.01/1002	Regional Royal Audit Authority (East), S/Jongkhar	0.001
52	Samdrup Jongkhar	124.01/1003	Samdrup Jongkhar Thromde Schools	0.004
53	Samdrup Jongkhar	201.01/1013	Regional Immigration Office, MoHCA, Samdrup Jongkhar	0.023
54	Samdrup Jongkhar	202.01/1010	Regional Revenue & Customs Office, S/Jongkhar	0.011
55	Samdrup Jongkhar	416.01/1001	Dzongkhag Administration, Samdrup Jongkhar	0.007
56	Samdrup Jongkhar	416.02/1001	Phuntshothang Geog, Samdrup Jongkhar Dzongkhag	-
57	Samdrup Jongkhar	416.03/1001	Pemethang Geog, Samdrup Jongkhar Dzongkhag	0.010
58	Samdrup Jongkhar	416.07/1001	Lauri Geog, Samdrup Jongkhar Dzongkhag	0.003
59	Samdrup Jongkhar	416.08/1001	Martshala Geog, Samdrup Jongkhar Dzongkhag	0.004
60	Samdrup Jongkhar	416.11/1001	Samrang Geog, Samdrup Jongkhar Dzongkhag	0.001
61	Samdrup Jongkhar	416.12/1001	Serthi Geog, Samdrup Jongkhar Dzongkhag	0.001
62	Samtse	201.01/1020	Royal Bhutan Police, Samtse	0.002
63	Samtse	404.01/1001	Dzongkhag Administration, Samtse	0.096
64	Samtse	404.01/1002	Sipsu Drungkhag	0.048
65	Samtse	404.02/1001	Bara Geog, Samtse Dzongkhag	0.001
66	Samtse	404.03/1001	Biru Geog, Samtse Dzongkhag	0.134
67	Samtse	404.12/1001	Nainital Geog, Samtse Dzongkhag	0.007
68	Samtse	404.15/1001	Sibsu Geog, Samtse Dzongkhag	0.005
69	Samtse	404.16/1001	Tading Geog, Samtse Dzongkhag	0.006
70	Sarpang	201.01/2022	Construction of Sarpang Dzong, Department of Culture, MoHCA	0.051
71	Sarpang	204.01/1026	National Poultry Breeding Farm, Sarpang	0.032
72	Sarpang	206.01/1008	Field Roads Maintenance Division, DOR, Sarpang	0.001
73	Sarpang	410.04/1001	Dekiling Geog, Sarpang Dzongkhag	0.002
74	Sarpang	410.08/1001	Hilley Geog, Sarpang Dzongkhag	0.019
75	Tashigang	120.01/1013	College of Advanced Studies, Yongphula	0.035
76	Tashigang	206.01/1006	Field Roads Maintenance Division, DOR, Trashigang	0.046
77	Tashigang	417.01/1001	Dzongkhag Administration, Trashigang	0.001
78	Tashigang	417.04/1001	Kanglung Geog, Trashigang Dzongkhag	0.060
79	Tashigang	417.08/1001	Merak Geog, Trashigang Dzongkhag	0.150
80	Tashigang	417.13/1001	Samkhar Geog, Trashigang Dzongkhag	0.012
81	Tashigang	417.15/1001	Thrimshing Geog, Trashigang Dzongkhag	0.020
82	Thimphu	103.01/1001	National Assembly of Bhutan, Thimphu	0.017
83	Thimphu	106.01/1002	District Court, Thimphu	0.002
84	Thimphu	106.01/1037	Supreme Court	1.116

Sl. No.	Bank Branch	Account Number	Operating Unit	Nu. in Million
	Zhemgang	106.01/1040	Panbang Dungkhag Court	0.003
85	Thimphu	107.01/2005	Directorate Services, Royal Civil Service Commission	0.032
86	Thimphu	108.01/1001	Anti-Corruption Commission	0.720
87	Thimphu	111.01/1001	Cabinet Secretariat, Thimphu	0.048
88	Thimphu	111.01/2003	G2C, Automate G2C and G2B	0.004
	Thimphu	112.01/1001	Office of Legal Affairs, Thimphu	0.005
89	Thimphu	113.01/1001	Bhutan Olympic Committee, Thimphu	-
90	Thimphu	114.01/1001	Dzongkha Development Commission, Thimphu	0.001
91	Thimphu	117.01/1001	GNH Commission Secretariat, Thimphu	0.011
92	Thimphu	122.01/1001	Bhutan Narcotic Control Agency, Thimphu	0.025
93	Thimphu	123.01/1001	Bhutan InfoComm & Media Authority, Thimphu	0.104
94	Thimphu	124.01/1001	Thimphu Thromdey Schools, City Corporation, Thimphu	0.048
95	Thimphu	126.01/1001	Tourism Council of Bhutan	0.024
96	Thimphu	127.01/1001	National Commission for Women & Children	0.032
97	Thimphu	130.01/1001	Royal Privy Council, Thimphu.	0.008
98	Thimphu	131.01/1001	Bhutan Standards Bureau	0.006
99	Thimphu	132.01/1002	University of Medical Sciences	0.020
100	Thimphu	135.01/1001	Civil Society Organization Authority	0.008
101	Thimphu	136.01/1001	Jigme Dorji Wangchuck National Referral Hospital	0.049
102	Thimphu	137.01/1001	Construction Development Authority	0.011
103	Thimphu	138.01/1001	Bhutan Health Trust Fund	0.004
104	Thimphu	139.01/1001	National Center for Hydrology and Meteorology	0.002
105	Thimphu	201.01/1001	Ministry of Home and Cultural Affairs, Thimphu	-
106	Thimphu	201.01/1003	Department of Culture, MoHCA, Thimphu	0.119
107	Thimphu	201.01/1004	Department of Local Governance, MoHCA	0.308
108	Thimphu	201.01/1005	Department of Immigration, MoHCA, Thimphu	0.042
109	Thimphu	201.01/1010	Ministry of Home and Cultural Affairs, Thimphu	0.011
110	Thimphu	201.01/1023	Fire Fighting Services, Royal Bhutan Police	0.001
111	Thimphu	202.01/1001	Ministry of Finance Secretariat, Thimphu	0.003
112	Thimphu	202.01/1004	Department of Revenue and Customs, Ministry of Finance, Thimphu	0.002
113	Thimphu	202.01/1005	Department of National Properties, MoF, Thimphu	0.003
114	Thimphu	202.01/1018	HM Secretariat, Ministry of Finance	0.437
115	Thimphu	202.01/1020	Department of Macroeconomic Affairs, MoF	0.016
116	Thimphu	203.01/1011	National Organizing Committee, Celebration of 50 Anniversary of Bhutan & India Formal Diplomatic Relations	0.029
117	Thimphu	204.01/1001	Ministry of Agriculture and Forests Secretariat	0.230
118	Thimphu	204.01/1002	Department of Agriculture, MoA, Thimphu	0.317
119	Thimphu	204.01/1003	Department of Livestock, MoA, Thimphu	0.005
120	Thimphu	204.01/1007	National Biodiversity Centre, Serbithang	0.004
121	Thimphu	204.01/1013	National Center for Animal Health, Serbithang	0.008
122	Thimphu	204.01/1016	National Livestock Breeding Programme, Yusipang	0.004
123	Thimphu	204.01/1044	Divisional Forest Office, Thimphu	0.009
124	Thimphu	204.01/2025	Bio-diversity Conservation Project-II, NCD	0.008

Sl. No.	Bank Branch	Account Number	Operating Unit	Nu. in Million
125	Thimphu	204.01/2038	Wildlife Conservation Division, MoAF, Thimphu	0.011
126	Thimphu	204.01/2047	Directorate Services, Ministry of Agriculture and Forests	0.586
127	Thimphu	205.01/1001	Secretariat Services, Thimphu	0.005
128	Thimphu	205.01/1002	Department of Trade, Thimphu	-
129	Thimphu	205.01/1003	Department of Geology & Mines, Thimphu	0.023
130	Thimphu	205.01/1005	Department of Industry, Thimphu	0.003
131	Thimphu	205.01/1013	Department of HydroPower & Power Systems	0.030
132	Thimphu	206.01/1001	Secretariat, Ministry of Works & Human Settlement, Thimphu	0.024
133	Thimphu	206.01/1002	Department of Roads, Thimphu	-
134	Thimphu	206.01/1003	Department of Engineering Services	0.010
135	Thimphu	206.01/1011	Field Roads Maintenance Division, DOR, Thimphu	0.006
136	Thimphu	206.01/1017	Department of Human Settlement, MoWHS	-
137	Thimphu	207.01/1003	Roads Safety and Transport Authority, MOIC	0.851
138	Thimphu	208.01/1001	Ministry of Health Secretariat, Thimphu	0.009
139	Thimphu	208.01/1002	Department of Public Health Services, MoH, Thimphu	0.002
140	Thimphu	208.01/1003	Department of Medical Services, MoH, Thimphu	0.001
141	Thimphu	208.01/2004	RENEW Secretariat, Thimphu	0.001
142	Thimphu	208.01/2008	Country Coordination Mechanism, Ministry of Health	0.002
143	Thimphu	208.01/2017	UNICEF Assisted Projects, Ministry of Health, Thimphu	0.001
	Thimphu	208.01/2022	Reconstruction of 40 bedded Samtse Hospital, Ministry of Health	0.334
144	Thimphu	209.01/1003	Department of School Education, MoE, Thimphu	0.190
145	Thimphu	209.01/1004	Department of Youth, Culture & Sports, MoE, Thimphu	0.017
146	Thimphu	209.01/2001	International Assistance, Ministry of Education, Thimphu	1.093
147	Thimphu	210.01/1002	Department of Technical Education, Thimphu	3.727
148	Thimphu	210.01/1007	National Institute for Zorig Chusum, Thimphu.	0.001
149	Thimphu	210.01/1014	Technical Training Institute, MoLHR, Thimphu	-
150	Thimphu	418.01/1002	Lingzhi Drungkhag	0.018
151	Thimphu	418.02/1001	Soe Geog, Thimphu Dzongkhag	0.004
152	Thimphu	418.07/1001	Lingshi Geog, Thimphu Dzongkhag	0.004
153	Trongsa	204.01/1037	Jigme Singye Wangchuk National Park, Trongsa	0.001
154	Trongsa	206.01/1010	Field Roads Maintenance Division, DOR, Trongsa	0.309
155	Trongsa	412.01/1001	Dzongkhag Administration, Trongsa	0.040
156	Tsimasham	401.09/1001	Jabcho Geog, Chhukha Dzongkhag	0.001
157	Tsirang	201.01/1024	Royal Bhutan Police, Tsirang	0.013
158	Tsirang	405.01/1001	Dzongkhag Administration, Tsirang	0.375
159	Wangdue Phodrang	120.01/2002	College of Natural Resources, Lobesa	0.142
160	Wangdue Phodrang	201.01/1032	Royal Bhutan Police, Wangdue Phodrang	0.002
161	Wangdue Phodrang	201.01/2017	Wangduephodrang Dzong Reconstruction Project	0.010
162	Wangdue Phodrang	204.01/1043	Divisional Forest Office, Wangdue Phodrang	0.017
163	Wangdue Phodrang	204.01/1056	RNR-Research Centre, Bajo	0.035
164	Wangdue Phodrang	206.01/1005	Field Roads Maintenance Division, DOR, Lobesa	0.003
165	Wangdue Phodrang	210.01/1009	Samthang Institute of Automobile Engineering	0.001
166	Wangdue Phodrang	408.01/1001	Dzongkhag Administration, Wangdue Phodrang	0.081

Sl. No.	Bank Branch	Account Number	Operating Unit	Nu. in Million
167	Wangdue Phodrang	408.04/1001	Darkar Geog, Wangdue Phodrang Dzongkhag	0.005
168	Wangdue Phodrang	408.15/1001	Athang Gewog, Wangdue Phodrang Dzongkhag	0.006
169	Zhemgang	204.01/1024	Regional Livestock Development Centre, DoL, MoA, Zhemgang	-
170	Zhemgang	206.01/1004	Field Roads Maintenance Division, DOR, Zhemgang	0.891
171	Zhemgang	411.01/1001	Dzongkhag Administration, Zhemgang	0.009
172	Zhemgang	411.08/1001	Trong Geog, Zhemgang Dzongkhag	0.003
	Grand Total			19.228

SCHEDULE 12 : STATEMENT OF OPENING AND CLOSING CASH BALANCE FOR THE FISCAL YEAR 2017-18

Sl. No.	Account Number	Operating Unit	Opening Balance	Closing Balance
1	102.01/1001	Secretariat of His Majesty the Fourth Druk Gyalpo	0.288	0.292
2	103.01/1001	National Assembly of Bhutan, Thimphu	0.161	-
3	105.01/1001	Central Monastic Secretariat, Thimphu	-	0.001
4	105.01/1002	Central Monk Bodies (Rabdey), CRA, Thimphu	-	0.393
5	105.01/1003	HM Secretariat, Council for Religious Affairs	0.006	0.002
6	105.01/2001	Religion & Health Project, Central Monastic Secretariat, Thimphu	0.001	0.048
7	105.01/2002	Dratshang Lhentshog, Thimphu	-	0.018
8	106.01/1001	High Court, Thimphu	0.026	0.012
9	106.01/1002	District Court, Thimphu	-	0.008
10	106.01/1008	District Court, Paro	0.001	-
11	106.01/1011	District Court, Samdrup Jongkhar	0.002	-
12	106.01/1013	District Court, Haa	-	0.007
13	106.01/1016	District Court, Dagana	0.060	-
14	106.01/1018	District Court, Pema Gatshel	0.001	-
15	106.01/1021	District Court, Trashigang	-	-
16	106.01/1036	Drungkhag Court, Sombaykha	-	-
17	106.01/1039	District Court Gasa	0.010	0.002
18	107.01/1001	Royal Civil Service Commission, Thimphu	0.002	-
19	107.01/2003	Royal Civil Service Commission, Thimphu	-	0.808
20	108.01/1001	Anti-Corruption Commission	0.012	-
21	108.01/2001	Anti-Corruption Commission	0.029	-
22	109.01/1001	Election Commissioner Office, Thimphu	-	0.046
23	110.01/1002	Regional Royal Audit Authority (East), S/Jongkhar	0.180	0.001
24	110.01/1003	Regional Royal Audit Authority (Central), Bumthang	0.063	-
25	110.01/1004	Regional Royal Audit Authority (West), Tsirang	0.025	-
26	111.01/1001	Cabinet Secretariat, Thimphu	0.364	1.062
27	111.01/2002	G2C ,SDC Component for Improved Public Service Access	-	-
28	111.01/2003	G2C,Automate G2C and G2B	-	0.006
29	112.01/1001	Office of Legal Affairs, Thimphu	-	0.004
30	113.01/1001	Bhutan Olympic Committee, Thimphu	0.010	0.046
31	114.01/1001	Dzongkha Development Commission, Thimphu	0.108	0.256
32	115.01/1001	National Land Commission, Thimphu	0.013	-
33	116.01/1001	Centre for Bhutan Studies, Thimphu	0.002	0.066
34	117.01/1001	GNH Commission Secretariat, Thimphu	0.032	0.228
35	117.01/2003	Sustainable Development Secretariat (SDS), Thimphu	0.009	-
36	117.01/2006	Rural Economy Advancement Programme (REAP II), GNHC	-	0.040
37	118.01/1001	National Environment Commission, Thimphu.	-	0.636
38	118.01/2004	Green-House Gas Project, NEC, Thimphu	-	0.130
39	119.01/1001	Royal Institute of Management, Semtokha	-	0.071
40	119.01/2004	Royal Institute of Management, Semtokha	0.016	0.108
41	120.01/1001	Royal University of Bhutan , Thimphu	-	0.252
42	121.01/1001	National Statistical Bureau, Thimphu	0.044	-

Sl. No.	Account Number	Operating Unit	Opening Balance	Closing Balance
43	121.01/1002	Population and Housing Census of Bhutan (PHCB), NSB	6.369	0.094
44	121.01/2001	National Statistical Bureau, Thimphu	0.009	0.004
45	122.01/1001	Bhutan Narcotic Control Agency, Thimphu	0.001	0.119
46	123.01/1001	Bhutan InfoComm & Media Authority, Thimphu	-	-
47	124.01/1004	Gelephu Thromde Schools	-	0.001
48	125.01/1001	Drug Regulatory Authority	-	0.018
49	126.01/1003	Royal Institute for Tourism & Hospitality	0.050	0.015
50	127.01/1001	National Commission for Women & Children	0.051	0.016
51	128.01/1001	Royal Education Council	0.002	0.034
52	129.01/1001	Bhutan Council for School Examination and Assessment	1.295	0.234
53	131.01/1001	Bhutan Standards Bureau	0.058	0.092
54	133.01/1001	Jigme Singye Wangchuk school of Law, Taba, Thimphu	-	0.028
55	134.01/1001	Bhutan National Legal Institute	-	0.006
56	136.01/1001	Jigme Dorji Wangchuck National Referral Hospital	-	0.140
57	137.01/1001	Construction Development Authority	0.012	0.025
58	140.01/1001	Bhutan Medical and Health Council	-	0.008
59	201.01/1001	Ministry of Home and Cultural Affairs, Thimphu	0.269	-
60	201.01/1004	Department of Local Governance, MoHCA	0.062	0.065
61	201.01/1005	Department of Immigration, MoHCA, Thimphu	0.030	0.051
62	201.01/1006	Department of Disaster Management, MoHCA, Thimphu	-	0.025
63	201.01/1007	Royal Bhutan Police, HQ	0.005	0.016
64	201.01/1010	Ministry of Home and Cultural Affairs, Thimphu	-	0.030
65	201.01/1013	Regional Immigration Office, MoHCA, Samdrup Jongkhar	-	0.022
66	201.01/1014	Regional Immigration Office, MoHCA, Samtse	0.005	0.006
67	201.01/1016	The Tower of Trongsa Museum, Ta Dzong, Trongsa	-	0.003
68	201.01/1022	Jail Services, Royal Bhutan Police	-	0.013
69	201.01/1025	Royal Bhutan Police, Trongsa	-	0.016
70	201.01/1031	Royal Bhutan Police, Punakha	-	-
71	201.01/1032	Royal Bhutan Police, Wangdue Phodrang	0.001	-
72	201.01/1035	The Department of Law and Order, MoHCA	-	0.089
73	201.01/2007	Department of Disaster Management, MoHCA, Thimphu	0.193	0.008
74	201.01/2015	Local Governance Sustainable Development Program (LGSDP), MOHCA	0.141	0.157
75	201.01/2020	Phajoding Lhakhang Conservation Project	-	0.031
76	201.01/2021	Gasa Dzong Conservation Project, Department of Culture, MoHCA	-	0.014
77	201.01/2022	Construction of Sarpang Dzong, Department of Culture, MoHCA	0.089	0.028
78	202.01/1001	Ministry of Finance Secretariat, Thimphu	0.448	0.054
79	202.01/1002	Department of Public Accounts	0.018	0.068
80	202.01/1003	Department of National Budget, Ministry of Finance, Thimphu	-	0.022
81	202.01/1004	Department of Revenue and Customs, Ministry of Finance, Thimphu	0.290	0.193
82	202.01/1007	Regional Revenue & Customs Office, Thimphu	0.041	0.040
83	202.01/1008	Regional Revenue & Customs Office, P/ling	0.024	0.022
84	202.01/1009	Regional Revenue & Customs, Gelephu	0.077	0.004
85	202.01/1010	Regional Revenue & Customs Office, S/Jongkhar	0.009	-

Sl. No.	Account Number	Operating Unit	Opening Balance	Closing Balance
86	202.01/1011	Regional Revenue & Customs Office, Samtse	0.052	0.020
87	202.01/1018	HM Secretariat, Ministry of Finance	0.003	0.148
88	202.01/1019	Liaison and Transit Office Customs, Kolkata	1.848	1.363
89	202.01/1020	Department of Macroeconomic Affairs, MoF	-	0.103
90	203.01/1001	Ministry of Foreign Affairs, Thimphu	0.156	0.072
91	203.01/1002	Permanent Mission of Bhutan, Ministry of Foreign Affairs, New York, USA	2.077	4.456
92	203.01/1003	Permanent Mission of Bhutan, Ministry of Foreign Affairs, Geneva, Switzerland	6.949	12.763
93	203.01/1004	Royal Bhutanese Embassy, Ministry of Foreign Affairs, New Delhi, India	5.575	5.156
94	203.01/1005	Royal Bhutanese Embassy, Ministry of Foreign Affairs, Dhaka, Bangladesh	0.792	3.695
95	203.01/1006	Royal Bhutanese Embassy, Ministry of Foreign Affairs, Kuwait	3.271	6.322
96	203.01/1007	Royal Bhutanese Embassy, Ministry of Foreign Affairs, Bangkok, Thailand	12.310	5.576
97	203.01/1008	Royal Bhutanese Consulate, Ministry of Foreign Affairs, Kolkotta, India	4.177	0.918
98	203.01/1009	Royal Bhutanese Embassy, Brussels, Belgium	4.955	4.376
99	203.01/1011	National Organizing Committee, Celebration of 50 Anniversary of Bhutan & India Formal Diplomatic Relations	-	0.146
100	204.01/1001	Ministry of Agriculture and Forests Secretariat	-	0.187
101	204.01/1002	Department of Agriculture, MoA, Thimphu	0.007	-
102	204.01/1003	Department of Livestock, MoA, Thimphu	0.744	0.002
103	204.01/1004	Department of Forests and Park Services, MOA, Thimphu	0.036	0.022
104	204.01/1006	Bhutan Agriculture & Food Regulatory Authority (BAFRA), MoA, Thimphu	0.001	0.006
105	204.01/1010	Central Machinery Unit, MOA, Bumthang	0.047	0.052
106	204.01/1011	National Plant Protection Center, Semtokha	0.006	-
107	204.01/1012	National Soil Service Centre, Semtokha	0.141	0.637
108	204.01/1014	National Research and Development Centre for Aquaculture (NRDCA)	0.003	0.151
109	204.01/1017	National Feed & Fodder Development Programme, Bumthang	0.002	0.006
110	204.01/1018	Regional Livestock Development Centre	-	0.010
111	204.01/1022	Brown Swiss Farm, Bumthang	0.070	0.020
112	204.01/1023	National Jersey Breeding Farm, Samtse	0.024	0.015
113	204.01/1024	Regional Livestock Development Centre, DoL, MoA, Zhemgang	-	0.040
114	204.01/1026	National Poultry Breeding Farm, Sarpang	0.116	-
115	204.01/1030	Calf Rearing Centre, Wangkha, Chhukha	0.002	0.001
116	204.01/1034	Regional Mithun Breeding Farm, Zhemgang	-	-
117	204.01/1035	Divisional Forest Office, Zhemgang	0.010	-
118	204.01/1039	Jigme Dorji National Park, Gasa	-	0.001
119	204.01/1040	Royal Manas National Park, Gelephu	0.013	0.013
120	204.01/1043	Divisional Forest Office, Wangdue Phodrang	0.229	-
121	204.01/1044	Divisional Forest Office, Thimphu	-	0.038
122	204.01/1048	Divisional Forest Office, Paro	0.032	-
123	204.01/1050	Forestry Services Division, Sarpang	0.057	-
124	204.01/1053	Forest Resources Dev. Division, Thimphu	0.022	0.015
125	204.01/1056	RNR-Research Centre, Bajo	-	0.020
126	204.01/1058	RNR-Research Centre, Yusipang	-	0.012

Sl. No.	Account Number	Operating Unit	Opening Balance	Closing Balance
127	204.01/1059	RNRRC, Wengkhari	-	0.005
128	204.01/1061	Rural Development Training Centre	-	0.006
129	204.01/1064	RNR -RDC Bhur, Gelephu	0.021	0.108
130	204.01/1065	Regional Marketing Officer and The Accountant	-	0.193
131	204.01/1068	Jigme Khesar Strict Nature Reserve	-	0.085
132	204.01/1069	Divisional Forest Office, Pemagatshel	0.014	0.013
133	204.01/1071	Regional Agriculture & Marketing Co-Operative (RAMCO Gelephu)	-	0.025
134	204.01/1074	Regional Center for Tigers and Cats Research, Gelephu, Sarpang	-	0.052
135	204.01/2006	Royal Botanical and Recreational Parks Division, MoA	0.051	-
136	204.01/2007	GOI & AMMEPP Projects, MoA, Thimphu	0.023	0.439
137	204.01/2013	S/thening of Livestock Dev. Initiative, DoL	3.034	0.063
138	204.01/2016	Ugyen Wangchuck Institute for Conservation and Environment	-	0.009
139	204.01/2024	Royal Manas National Park, Gelephu	0.001	0.003
140	204.01/2025	Bio-diversity Conservation Project-II, NCD	0.098	-
141	204.01/2036	MAGIP Project, Ministry of Agriculture and Forests	0.030	-
142	204.01/2039	AFD, Ministry of Agriculture and FOREST.	0.011	0.061
143	204.01/2040	Green Bhutan Project, MoAF, Thimphu	0.004	-
144	204.01/2041	The Policy and Planning Division Ministry of Agriculture and Forests Thimphu.	0.055	0.005
145	204.01/2042	AFD, MoAF (REDD + Readiness Project)	0.062	0.174
146	204.01/2043	CARLEP, Mongar	0.251	1.160
147	204.01/2044	Agricultural Research & Development Centre (Renewable Natural Resources Research Development Centre, Wengkhari)	0.002	0.002
148	204.01/2045	Regional Agricultural Marketing & Cooperative Office (RAMCO)	-	0.066
149	204.01/2047	Directorate Services, Ministry of Agriculture and Forests	-	0.085
150	204.01/2048	Directorate Services (PMU), MoAF	-	0.003
151	204.01/2049	Department of Agriculture Marketing and Cooperatives, MoAF	-	0.016
152	204.01/2051	Agriculture Research and Development Centre (Samtenling, Bhur), MoAF	-	-
153	204.01/2052	Agriculture Research and Development Centre, Yusipang, Thimphu	-	0.090
154	205.01/1001	Secretariat Services, Thimphu	0.009	0.004
155	205.01/1002	Department of Trade, Thimphu	0.006	0.320
156	205.01/1003	Department of Geology & Mines, Thimphu	0.022	0.012
157	205.01/1005	Department of Industry, Thimphu	0.063	-
158	205.01/1007	Regional Trade & Industry Office, Phuentsholing	-	0.081
159	205.01/1010	Regional Trade & Industry Office, Mongar	0.002	-
160	205.01/1011	Department of Geology & Mines (Deposit Works), Thimphu	0.001	-
161	205.01/1012	Department of Cottage & Small Industries, Thimphu	0.010	0.029
162	205.01/1013	Department of HydroPower & Power Systems	0.001	-
163	205.01/1014	Department of Renewable Energy	-	0.007
164	205.01/1016	Office of the Consumer Protection, Thimphu	-	0.037
165	205.01/2001	EIT, Department of Trade, MoEA, Thimphu	0.090	0.087
166	206.01/1001	Secretariat, Ministry of Works & Human Settlement, Thimphu	-	0.045
167	206.01/1002	Department of Roads, Thimphu	0.130	0.281

Sl. No.	Account Number	Operating Unit	Opening Balance	Closing Balance
168	206.01/1003	Department of Engineering Services	-	0.122
169	206.01/1004	Field Roads Maintenance Division, DOR, Zhemgang	-	0.015
170	206.01/1007	Field Roads Maintenance Division, DOR, Phuentsholing	-	0.172
171	206.01/1008	Field Roads Maintenance Division, DOR, Sarpang	0.037	0.004
172	206.01/1010	Field Roads Maintenance Division, DOR, Trongsa	0.023	-
173	206.01/1017	Department of Human Settlement, MoWHS	0.023	0.056
174	206.01/1020	Phuentsholing Thromdey	-	-
175	206.01/2023	Department of Engineering Section, MoWHS	-	0.012
176	207.01/1001	Ministry of Information & Communications Secretariat, Thimphu	0.042	0.094
177	207.01/1003	Roads Safety and Transport Authority, MOIC	0.052	1.127
178	207.01/1007	Department of Information & Technology	0.140	0.033
179	207.01/1008	Department of Information & Media	0.621	-
180	207.01/1009	Bhutan Civil Aviation Authority (BCAA)	0.032	-
181	207.01/2002	DIT, Ministry of Information and Communicaitons	0.007	0.057
182	208.01/1001	Ministry of Health Secretariat, Thimphu	0.005	0.010
183	208.01/1002	Department of Public Health Services, MoH, Thimphu	0.015	0.013
184	208.01/1003	Department of Medical Services, MoH, Thimphu	-	0.014
185	208.01/1006	Central Regional Referral Hospital, Gelephu	0.001	-
186	208.01/1007	Malaria Eradication Program, Gelephu	-	0.001
187	208.01/1010	Phuentsholing General Hospital	-	0.006
188	208.01/1012	Department of Medical Supply and Health Infrastructure (DMSHI)	0.015	-
189	208.01/2002	HIV AIDS Project, Ministry of Health	0.171	-
190	208.01/2005	Vector-Borne Disease Control Programme, Gelephu	0.003	-
191	208.01/2008	Country Coordination Mechanism, Ministry of Health	0.003	0.002
192	208.01/2009	Construction of CRR Hospital, Gelephu, MoH, Thimphu	-	-
193	208.01/2012	TB Control Programme, MoH, Thimphu	0.021	0.003
194	208.01/2013	Enhanced Malaria Control Project, Gelephu	0.003	0.001
195	208.01/2022	Reconstruction of 40 bedded Samtse Hospital, Ministry of Health	0.048	-
196	208.01/2023	Office of the Project Management Team, Global Fund to fight AIDS TB & Malaria, MoH.	-	0.004
197	209.01/1001	Ministry Of Education Secretariat, Thimphu	0.032	0.208
198	209.01/1002	Department Of Adult and Higher Education, MOE, Thimphu	0.036	0.035
199	209.01/1003	Department of School Education, MoE, Thimphu	0.440	2.823
200	209.01/1004	Department of Youth, Culture & Sports, MoE, Thimphu	0.310	0.232
201	209.01/2001	International Assistance, Ministry of Education, Thimphu	-	0.029
202	209.01/2002	UNICEF Assisted Project, Ministry of Education, Thimphu	-	0.403
203	209.01/2003	Scholarship Division, Dept. of Adult & Higher Education, Thimphu	-	-
204	209.01/2007	Save the Children Fund-USA assisted Project	0.005	0.001
205	209.01/2008	Deptt. of Youth & Sports, Ministry of Education, Thimphu	0.039	0.022
206	210.01/1001	Ministry of Labour & Human Resources Secretariat, Thimphu	0.049	-
207	210.01/1002	Department of Technical Education, Thimphu	0.669	0.002
208	210.01/1003	Department of Occupational Standards, MoLHR, Thimphu	0.009	0.044
209	210.01/1004	Department of Labour, MoLHR	0.009	0.032

Sl. No.	Account Number	Operating Unit	Opening Balance	Closing Balance
210	210.01/1005	Department of Employment and Human Resources, MoLHR	0.184	0.264
211	210.01/1006	Trashhi Yangtse Institute for Zorig Chusum	0.009	0.031
212	210.01/1007	National Institute for Zorig Chusum, Thimphu.	-	0.020
213	210.01/1010	Vocational Training Institute, Khuruthang, Punakha	0.007	0.017
214	210.01/1011	Vocational Training Institute, Rangjung, Trashigang	-	0.040
215	210.01/1012	Jigme Wangchuk Power Training Institute, Dekiling, Sarpang	-	0.013
216	210.01/2006	Department of Technical Education, MoLHR	0.110	0.005
217	401.01/1001	Dzongkhag Administration, Chhukha	0.004	-
218	401.01/1002	Phuentsholing Drungkhag	0.165	0.015
219	401.02/1001	Sampheling Geog, Chhuka	0.006	0.002
220	401.03/1001	Bongo Geog, Chhuka	0.083	-
221	401.04/1001	Chapcha Geog, Chhukha Dzongkhag	0.007	-
222	401.05/1001	Dungna Geog, Chhukha Dzongkhag	0.003	-
223	401.07/1001	Darla Geog, Chhuka	-	0.002
224	402.01/1001	Dzongkhag Administration, Haa	0.482	0.002
225	402.02/1001	Bjee Geog, Ha Dzongkhag	-	0.013
226	402.03/1001	Kastho Geog, Ha Dzongkhag	-	-
227	402.05/1001	Sama Geog, Ha Dzongkhag	-	-
228	402.06/1001	Uesu Geog, Ha Dzongkhag	0.011	0.026
229	402.07/1001	Gakiling Geog, Haa Dzongkhag	-	-
230	403.01/1001	Dzongkhag Administration, Paro	-	0.132
231	403.02/1001	Dobshari Geog, Paro Dzongkhag	0.009	-
232	403.06/1001	Lango Geog, Paro Dzongkhag	0.027	0.021
233	403.10/1001	Tsento Geog, Paro Dzongkhag	-	0.019
234	404.01/1001	Dzongkhag Administration, Samtse	0.513	0.080
235	404.01/1002	Sipsu Drungkhag	0.039	0.091
236	404.01/1003	Dorokha Drungkhag	0.014	0.003
237	404.02/1001	Bara Geog, Samtse Dzongkhag	0.006	-
238	404.03/1001	Biru Geog, Samtse Dzongkhag	0.007	-
239	404.04/1001	Charghare Geog, Samtse Dzongkhag	0.001	0.003
240	404.05/1001	Chengmari Geog, Samtse Dzongkhag	0.012	0.004
241	404.06/1001	Denchhukha Geog, Samtse Dzongkhag	0.047	0.004
242	404.07/1001	Dorokha Geog, Samtse Dzongkhag	0.001	0.043
243	404.08/1001	Dumtoe Geog, Samtse Dzongkhag	0.099	0.010
244	404.09/1001	Ghumauney Geog, Samtse Dzongkhag	0.172	0.048
245	404.10/1001	Lhahareni Geog, Samtse Dzongkhag	0.007	-
246	404.12/1001	Nainital Geog, Samtse Dzongkhag	0.001	-
247	404.13/1001	Pagli Geog, Samtse Dzongkhag	0.009	0.004
248	404.14/1001	Samtse Geog, Samtse Dzongkhag	-	0.026
249	404.15/1001	Sibsu Geog, Samtse Dzongkhag	0.023	-
250	404.16/1001	Tading Geog, Samtse Dzongkhag	0.002	-
251	406.01/1001	Dzongkhag Administration, Dagana	-	0.361
252	406.07/1001	Khebisa Geog, Dagana Dzongkhag	-	0.083

Sl. No.	Account Number	Operating Unit	Opening Balance	Closing Balance
253	406.13/1001	Deorali Geog, Dagana Dzongkhag	0.004	-
254	406.14/1001	Lhamoizingkha Geog, Dagana Dzongkhag	-	0.003
255	408.01/1001	Dzongkhag Administration, Wangdue Phodrang	0.120	0.241
256	408.02/1001	Bjena Gewog, Wangdue Phodrang Dzongkhag	0.004	-
257	408.04/1001	Darkar Geog, Wangdue Phodrang Dzongkhag	0.002	0.008
258	408.05/1001	Gangtey Geog, Wangdue Phodrang Dzongkhag	-	0.004
259	408.06/1001	Gasetshogom Geog, Wangdue Phodrang Dzongkhag	0.024	-
260	408.07/1001	Gasetshowom Geog, Wangdue Phodrang Dzongkhag	-	-
261	408.10/1001	Nisho Geog, Wangdue Phodrang Dzongkhag	-	0.002
262	408.11/1001	Phangyul Geog, Wangdue Phodrang Dzongkhag	0.242	0.005
263	408.15/1001	Athang Gewog, Wangdue Phodrang Dzongkhag	0.005	-
264	409.01/1001	Dzongkhag Administration, Bumthang	-	0.149
265	409.02/1001	Chhoeckhor Geog, Bumthang Dzongkhag	-	0.032
266	409.03/1001	Chhume Geog, Bumthang Dzongkhag	-	0.011
267	409.04/1001	Tang Geog, Bumthang Dzongkhag	-	0.001
268	409.05/1001	Ura Geog, Bumthang Dzongkhag	-	0.019
269	410.01/1001	Dzongkhag Administration, Sarpang	0.574	-
270	410.01/1002	Dungkhag Administration, Gelephu	0.004	0.003
271	410.03/1002	Chuzangang Geog, Sarpang Dzongkhag	-	-
272	410.04/1001	Dekiling Geog, Sarpang Dzongkhag	-	0.005
273	410.05/1001	Doeban Geog, Sarpang Dzongkhag	-	-
274	410.08/1001	Hilley Geog, Sarpang Dzongkhag	0.005	0.001
275	410.09/1002	Jigmechoeling Geog, Sarpang Dzongkhag	-	-
276	410.12/1001	Sarpangtar Geog, Sarpang Dzongkhag	0.001	-
277	410.13/1002	Sershong Geog, Sarpang Dzongkhag	0.009	-
278	411.01/1001	Dzongkhag Administration, Zhemgang	0.042	0.002
279	411.02/1001	Bardo Geog, Zhemgang Dzongkhag	-	0.006
280	411.04/1001	Nangkor Geog, Zhemgang Dzongkhag	0.010	-
281	411.07/1001	Shingkar Geog, Zhemgang Dzongkhag	0.009	-
282	411.08/1001	Trong Geog, Zhemgang Dzongkhag	0.007	-
283	412.01/1001	Dzongkhag Administration, Trongsa	0.197	0.369
284	412.02/1001	Dragteng Geog, Trongsa Dzongkhag	-	-
285	412.03/1001	Korphu Geog, Trongsa Dzongkhag	0.005	0.029
286	412.05/1001	Nubi Geog, Trongsa Dzongkhag	0.016	-
287	412.06/1001	Tangsibji Geog, Trongsa Dzongkhag	0.005	0.238
288	414.01/1002	Office of the Gyaltsheb	0.110	-
289	414.01/2003	CARLEP,Dzongkhag Administration, Mongar	-	0.024
290	414.03/1001	Chali Geog, Mongar Dzongkhag	-	0.119
291	414.08/1001	Jurmey Geog, Mongar Dzongkhag	0.015	-
292	414.14/1001	Silambi Geog, Mongar Dzongkhag	-	-
293	415.01/1001	Dzongkhag Administration, Pema Gatshel	0.028	-
294	415.01/2003	CARLEP,P/Gatshel	0.098	0.041
295	415.02/1001	Chongshing Gewog, Pema Gatshel Dzongkhag	-	0.026

Sl. No.	Account Number	Operating Unit	Opening Balance	Closing Balance
296	415.03/1001	Chhimung Geog, Pema Gatshel Dzongkhag	0.001	-
297	415.04/1001	Dungme Geog, Pema Gatshel Dzongkhag	0.001	-
298	415.05/1001	Khar Geog, Pema Gatshel Dzongkhag	-	0.001
299	415.07/1001	Yurung Geog, Pema Gatshel Dzongkhag	0.001	0.004
300	415.08/1001	Zobel Geog, Pema Gatshel Dzongkhag	-	0.001
301	415.11/1001	Nanong Gewog, Pemagatshel Dzongkhag	0.001	0.001
302	416.01/1001	Dzongkhag Administration, Samdrup Jongkhar	0.707	0.391
303	416.01/1002	Samdrupcholing Dungkhag	-	1.338
304	416.01/1003	Jomotshangkha Dungkhag	0.065	0.020
305	416.01/2003	CARLEP,S/Jongkhar	-	0.051
306	416.03/1001	Pemethang Geog, Samdrup Jongkhar Dzongkhag	-	0.014
307	416.04/1001	Gomdar Geog, Samdrup Jongkhar Dzongkhag	-	0.075
308	416.05/1001	Wangphu Geog, S/Jongkhar Dzongkhag	-	0.001
309	416.08/1001	Martshala Geog, Samdrup Jongkhar Dzongkhag	-	0.001
310	416.09/1001	Deothang Geog, S/Jongkhar Dzongkhag	-	0.340
311	416.11/1001	Samrang Geog, Samdrup Jongkhar Dzongkhag	-	0.001
312	416.12/1001	Serthi Geog, Samdrup Jongkhar Dzongkhag	0.053	-
313	417.01/1001	Dzongkhag Administration, Trashigang	0.008	-
314	418.01/1001	Dzongkhag Administration, Thimphu	0.143	0.891
315	418.01/1002	Lingzhi Drungkhag	0.029	-
316	418.02/1001	Soe Geog, Thimphu Dzongkhag	0.015	-
317	418.04/1001	Dagala Geog, Thimphu Dzongkhag	0.002	-
318	418.07/1001	Lingshi Geog, Thimphu Dzongkhag	0.167	-
319	418.08/1001	Mewang Geog, Thimphu Dzongkhag	-	0.001
320	419.01/1002	Gasa DZongkhag	0.144	-
321	420.01/1001	Dzongkhag Administration, Trashi Yangtse	-	0.866
322	420.01/2003	CARLEP,T/Yangtse	0.004	-
323	420.03/1001	Jamkhar Gewog, Trashi Yangtse Dzongkhag	0.007	-
324	420.04/1001	Khamdang Gewog, Trashi Yangtse Dzongkhag	0.185	-
325	420.05/1001	Ramjar Gewog, Trashi Yangtse Dzongkhag	0.024	-
326	420.06/1001	Toetsho Gewog, Trashi Yangtse Dzongkhag	-	-
327	420.09/1001	Yangtse Gewog, Trashi Yangtse Dzongkhag	0.261	-
Total			67.009	68.577

SCHEDULE 13: STATEMENT OF CD ACCOUNTS FOR THE FY 2017-18

SL. NO.	ACCOUNT NO.	BANK BRANCH	OPERATING AGENCY	OPENING BAL	PAYMENTS	RECEIPTS	CLOSING BAL
A. GEWOG CD ACCOUNTS							
1	101910277	BUMTHANG BRANCH	URA GEWOG	0.006	0.045	0.071	0.032
2	101910244	BUMTHANG BRANCH	CHHOKHOR GEWOG	0.108	0.498	0.444	0.054
3	101910266	BUMTHANG BRANCH	TANG GEWOG	0.07	0.127	0.061	0.003
4	101910255	BUMTHANG BRANCH	CHUMEY GEWOG	0.059	0.051	0.056	0.064
5	102790582	DAGANA BRANCH	TSEZA GEWOG	0.045	0.067	0.051	0.029
6	102790491	DAGANA BRANCH	DRUJEGANG GEWOG	0.023	0.045	0.181	0.159
7	102790559	DAGANA BRANCH	TRASHIDING GEWOG	0	0.008	0.03	0.022
8	102790504	DAGANA BRANCH	GESARLING GEWOG	0.041	0	0.023	0.065
9	102790515	DAGANA BRANCH	GOSHI GEWOG	0.06	0.039	0.032	0.054
10	102790526	DAGANA BRANCH	KANA GEWOG	0.008	0.109	0.18	0.08
11	102790560	DAGANA BRANCH	TSHENDAYGANG GEWOG	0.022	0.027	0.084	0.079
12	102790537	DAGANA BRANCH	KHEBISA GEWOG	0.06	0.012	0	0.048
13	102790480	DAGANA BRANCH	DORONA GEWOG	0.019	0	0	0.019
14	102790548	DAGANA BRANCH	LAJAB GEWOG	0.03	0	0	0.03
15	102790571	DAGANA BRANCH	TSHANGKHA GEWOG	0.045	0.016	0.027	0.057
16	101609994	DAMPHU BRANCH	BARSHONG GEWOG	0.073	0	0.018	0.092
17	101610003	DAMPHU BRANCH	GOSALING GEWOG	0.095	0.029	0.037	0.103
18	101610047	DAMPHU BRANCH	PATALA GEWOG	0.049	0.013	0.042	0.078
19	101610069	DAMPHU BRANCH	SHEMJONG GEWOG	0.208	0.123	0.16	0.246
20	101609972	DAMPHU BRANCH	BETENI GEWOG	0.021	0.006	0.019	0.035
21	101610036	DAMPHU BRANCH	MENDREGANG GEWOG	0.192	0.01	0.025	0.207
22	101610058	DAMPHU BRANCH	PHUNTENCHU GEWOG	0.004	0.015	0.026	0.015
23	101609983	DAMPHU BRANCH	DUNGLAGANG GEWOG	0.17	0.009	0.027	0.188
24	101610014	DAMPHU BRANCH	RANGTHANGLING GEWOG	0.126	0.055	0.097	0.168
25	101610070	DAMPHU BRANCH	TSHOLINGKKHAR GEWOG	0.265	0.124	0.03	0.172
26	101610025	DAMPHU BRANCH	KIKORTHANG GEWOG	0.082	0.016	0.059	0.126
27	101610081	DAMPHU BRANCH	TSIRANGTOE GEWOG	0.053	0	0.041	0.094
28	103085047	GASA BRANCH	KHATOED GEWOG	0.103	0.005	0.018	0.116
29	102486017	GEDU BRANCH	BONGO GEWOG	0.212	0.028	0.009	0.192
30	102486028	GEDU BRANCH	DARLA GEWOG	0.516	0.021	0.075	0.57
31	101214237	GELEPHU BRANCH	BJOKA GEWOG	0	0.02	0.023	0.004
32	101214260	GELEPHU BRANCH	GOSHING GEWOG	0.003	0.033	0.033	0.002
33	101214248	GELEPHU BRANCH	NGANGLA GEWOG	0.172	0.155	0.108	0.126
34	101214259	GELEPHU BRANCH	PHANGKHAR GEWOG	0.051	0.095	0.08	0.036
35	101217329	GELEPHU BRANCH	GELEPHU GEWOG	0.072	0.03	0.043	0.085
36	101217272	GELEPHU BRANCH	UMLING GEWOG	0.044	0.054	0.051	0.041
37	101217454	GELEPHU BRANCH	CHUZAGANG GEWOG	0.014	0.01	0.042	0.046
38	101217227	GELEPHU BRANCH	BHUR GEWOG	0.073	0.008	0.027	0.092
39	101217512	GELEPHU BRANCH	JIGMECHOLING GEWOG	0	0.01	0.018	0.008
40	101217385	GELEPHU BRANCH	SHERSHONG GEWOG	0.086	0.083	0.018	0.02
41	102403120	HAA BRANCH	BJEE GEWOG	0.029	0.005	0.132	0.156

SL. NO.	ACCOUNT NO.	BANK BRANCH	OPERATING AGENCY	OPENING BAL	PAYMENTS	RECEIPTS	CLOSING BAL
42	102403164	HAA BRANCH	UESU GEWOG	0.02	0.045	0.029	0.003
43	102403051	HAA BRANCH	GAKILING GEWOG	0.083	0	0.047	0.13
44	102403153	HAA BRANCH	SAMAR GEWOG	0.038	0	0.013	0.05
45	102403131	HAA BRANCH	KATSHO GEWOG	0.031	0.041	0.047	0.037
46	102403142	HAA BRANCH	SOMBHEYKHA GEWOG	0.074	0.016	0.028	0.086
47	102574312	LHUENTSE BRANCH	GANGZUR GEWOG	0.1	0	0.042	0.142
48	102574378	LHUENTSE BRANCH	METSHO GEWOG	0.04	0.008	0.026	0.058
49	102574389	LHUENTSE BRANCH	TSHENGKHAR GEWOG	0.225	0.025	0.047	0.247
50	102574367	LHUENTSE BRANCH	MENBI GEWOG	0.326	0.09	0.088	0.324
51	102574323	LHUENTSE BRANCH	JAREY GEWOG	0.027	0.018	0.02	0.029
52	102574345	LHUENTSE BRANCH	KURTOE GEWOG	0.27	0	0.024	0.294
53	102574356	LHUENTSE BRANCH	MINJAY GEWOG	0.037	0.075	0.077	0.039
54	102574334	LHUENTSE BRANCH	KHOMA GEWOG	0.146	0.03	0.034	0.15
55	101827549	MONGAR BRANCH	GONGDUE GEWOG	0.005	0.089	0.085	0.001
56	101827516	MONGAR BRANCH	CHASKHAR GEWOG	0.126	0.008	0.083	0.201
57	101827639	MONGAR BRANCH	TSAKALING GEWOG	0.014	0.004	0.039	0.049
58	101827505	MONGAR BRANCH	CHALI GEWOG	0.026	0.016	0.042	0.052
59	101827583	MONGAR BRANCH	NGATSHANG GEWOG	0.005	0.032	0.082	0.055
60	101827617	MONGAR BRANCH	SILAMBI GEWOG	0.002	0.018	0.034	0.018
61	101827606	MONGAR BRANCH	SHERIMUNG GEWOG	0.014	0.072	0.122	0.064
62	101827572	MONGAR BRANCH	MONGGAR GEWOG	0.1	0.044	0.022	0.079
63	101827561	MONGAR BRANCH	KENGKHAR GEWOG	0.083	0.061	0.039	0.061
64	101827594	MONGAR BRANCH	SALING GEWOG	0.025	0.044	0.053	0.035
65	101827628	MONGAR BRANCH	THANGRONG GEWOG	0.042	0.029	0.025	0.038
66	101827550	MONGAR BRANCH	JURMEY GEWOG	0.168	0.084	0.029	0.113
67	101827492	MONGAR BRANCH	BALAM GEWOG	0.018	0.014	0.02	0.024
68	101827538	MONGAR BRANCH	DREPONG GEWOG	0.01	0.01	0.022	0.022
69	101827640	MONGAR BRANCH	TSAMANG GEWOG	0.002	0	0.022	0.024
70	101827527	MONGAR BRANCH	DRAMTSE GEWOG	0.002	0.023	0.034	0.013
71	103075094	NANGLAM BRANCH	NORBUGANG GEWOG	0.001	0.011	0.066	0.056
72	103075107	NANGLAM BRANCH	DECHHENLING GEWOG	0.028	0.053	0.091	0.067
73	103075118	NANGLAM BRANCH	CHOKHORLING GEWOG	0.022	0.034	0.036	0.025
74	102695893	PEMAGYATSHEL BRANCH	SHUMAR GEWOG	0.116	0.045	0.041	0.111
75	102695906	PEMAGYATSHEL BRANCH	YURUNG GEWOG	0.043	0.017	0.035	0.061
76	102695917	PEMAGYATSHEL BRANCH	ZOBEL GEWOG	0.032	0.028	0	0.004
77	102695871	PEMAGYATSHEL BRANCH	DUNGMIN GEWOG	0.175	0.033	0.035	0.177
78	102695848	PEMAGYATSHEL BRANCH	NANONG GEWOG	0.072	0.096	0.068	0.044
79	102695859	PEMAGYATSHEL BRANCH	CHONGSHING GEWOG	0.04	0.03	0	0.01

SL. NO.	ACCOUNT NO.	BANK BRANCH	OPERATING AGENCY	OPENING BAL	PAYMENTS	RECEIPTS	CLOSING BAL
80	102695860	PEMAGYATSHEL BRANCH	CHIMONG GEWOG	0.033	0	0	0.033
81	102695882	PEMAGYATSHEL BRANCH	KHAR GEWOG	0.067	0	0	0.067
82	101675083	BAZAAR BRANCH	LHAMIZINGKHA GEWOG	0.003	0.019	0.026	0.01
83	101674737	BAZAAR BRANCH	PHUENTSHOLING GEWOG	0.886	0.087	0.053	0.852
84	101675094	BAZAAR BRANCH	NICHULA GEWOG	0.038	0.22	0.228	0.046
85	101675061	BAZAAR BRANCH	LOKCHINA GEWOG	0.067	0.11	0.085	0.042
86	101675050	BAZAAR BRANCH	BHALUJORA GEWOG	0.719	0	0.027	0.747
87	101675072	BAZAAR BRANCH	DEORALI GEWOG	0.048	0.01	0.035	0.072
88	102250728	PARO BRANCH	DOGAR GEWOG	0.004	0.015	0.046	0.036
89	102250671	PARO BRANCH	NAJA GEWOG	0.038	0.024	0.012	0.025
90	102250751	PARO BRANCH	LANGO GEWOG	0.859	0.931	0.105	0.033
91	102250819	PARO BRANCH	TSENTO GEWOG	0.63	0.288	0.215	0.557
92	102250988	PARO BRANCH	WANGCHANG GEWOG	0.144	0.116	0.094	0.121
93	102250739	PARO BRANCH	DOTEY GEWOG	0.022	0.005	0.019	0.036
94	102250762	PARO BRANCH	SHABA GEWOG	0.034	0	0.028	0.062
95	102250740	PARO BRANCH	HOREY GEWOG	0.012	0.01	0.005	0.006
96	102250808	PARO BRANCH	LUNGNI GEWOG	0.228	0.023	0.027	0.233
97	102250911	PARO BRANCH	DOBSHARI GEWOG	0.442	0.204	0.119	0.356
98	102646823	PUNAKHA	GOENKHAM GEWOG	0.447	0	0.059	0.506
99	102646812	PUNAKHA	ZOMI GEWOG	0.042	0.429	0.468	0.081
100	102646765	PUNAKHA	KABJISA GEWOG	0.03	0.042	0.014	0.003
101	102646890	PUNAKHA	TOEP GEWOG	0.266	0.255	0.075	0.086
102	102646834	PUNAKHA	LAYA GEWOG	0.278	0	0.174	0.453
103	102646845	PUNAKHA	LUNANA GEWOG	0.142	0	0.056	0.198
104	102646743	PUNAKHA	GOENSHARI GEWOG	0.012	0	0.012	0.024
105	102646889	PUNAKHA	BAP GEWOG	0.076	0.02	0.028	0.084
106	102646776	PUNAKHA	LINGBUKHA GEWOG	0.011	0.01	0.024	0.025
107	102646787	PUNAKHA	SHENGAMA GEWOG	0.091	0.04	0.025	0.076
108	102646732	PUNAKHA	CHUBU GEWOG	0.058	0.028	0.023	0.054
109	102646798	PUNAKHA	TALO GEWOG	0.022	0	0.021	0.043
110	102646801	PUNAKHA	TOEWANG GEWOG	0.001	0.026	0.047	0.022
111	102646754	PUNAKHA	GUMA GEWOG	0.052	0	0	0.052
112	102747559	SARPANG BRANCH	SARPANG TAR GEWOG	0.022	0.091	0.123	0.054
113	102747548	SARPANG BRANCH	GAKILING GEWOG	0.157	0.032	0.035	0.16
114	102747560	SARPANG BRANCH	SINGHI GEWOG	0.027	0.007	0.013	0.034
115	102747515	SARPANG BRANCH	DEKILING GEWOG	0	0.17	0.172	0.002
116	102747537	SARPANG BRANCH	DOVAN GEWOG	0.029	0.051	0.034	0.011
117	102749125	SARPANG BRANCH	TAREYTHANG GEWOG	0.005	0	0.008	0.013
118	101093945	SAMDRUPJONGKHAR BRANCH	LAURI GEWOG	0.007	0.043	0.043	0.007
119	101093912	SAMDRUPJONGKHAR BRANCH	DALIM GEWOG	0.118	0.019	0.03	0.128

SL. NO.	ACCOUNT NO.	BANK BRANCH	OPERATING AGENCY	OPENING BAL	PAYMENTS	RECEIPTS	CLOSING BAL
120	101093934	SAMDRUPJONGKHAR BRANCH	LANGCHENPHU GEWOG	0.022	0	0.022	0.044
121	101093978	SAMDRUPJONGKHAR BRANCH	SAMRANG GEWOG	0.004	0	0.003	0.007
122	101093923	SAMDRUPJONGKHAR BRANCH	GOMDAR GEWOG	0.106	0.148	0.066	0.024
123	101093901	SAMDRUPJONGKHAR BRANCH	BAKULUI GEWOG	0.071	0.039	0.079	0.111
124	101093989	SAMDRUPJONGKHAR BRANCH	SERTHI GEWOG	0.009	0.04	0.042	0.012
125	101093967	SAMDRUPJONGKHAR BRANCH	ORONG GEWOG	0.055	0.026	0.065	0.095
126	101093956	SAMDRUPJONGKHAR BRANCH	MARTSHALA GEWOG	0.128	0.024	0.081	0.185
127	101091212	SAMDRUPJONGKHAR BRANCH	WANGPHU GEWOG	0.136	0.03	0.058	0.164
128	101091074	SAMDRUPJONGKHAR BRANCH	DEOTHANG GEWOG	0.061	0.065	0.048	0.044
129	101415966	SAMTSE BRANCH	BIRU GEWOG	0.003	0.029	0.058	0.033
130	101416073	SAMTSE BRANCH	NAINITAL GEWOG	0.209	0.017	0.105	0.298
131	101416040	SAMTSE BRANCH	MAYONA GEWOG	0.019	0	0	0.019
132	101416095	SAMTSE BRANCH	SAMTSE GEWOG	0.063	0.087	0.045	0.021
133	101415988	SAMTSE BRANCH	CHENG MARI GEWOG	0.048	0.006	0.056	0.099
134	101416108	SAMTSE BRANCH	SIBSU GEWOG	0.045	0.093	0.048	0.001
135	101415955	SAMTSE BRANCH	BARA GEWOG	0.012	0.031	0.052	0.033
136	101416120	SAMTSE BRANCH	TENDU GEWOG	0.042	0.024	0.051	0.069
137	101415977	SAMTSE BRANCH	CHARGHARY GEWOG	0.042	0.047	0.059	0.054
138	101416119	SAMTSE BRANCH	TADING GEWOG	0.165	0.068	0.069	0.167
139	101416017	SAMTSE BRANCH	DUMTOE GEWOG	0.005	0.021	0.019	0.003
140	101416028	SAMTSE BRANCH	GHUMAUNEY GEWOG	0.076	0.063	0.578	0.592
141	101416084	SAMTSE BRANCH	PAGLI GEWOG	0.029	0.12	0.095	0.004
142	101416006	SAMTSE BRANCH	DOROKHA GEWOG	0.028	0.046	0.069	0.051
143	101416039	SAMTSE BRANCH	LAHARENI GEWOG	0.005	0.032	0.035	0.008
144	101415999	SAMTSE BRANCH	DENCHUKHA GEWOG	0.034	0.103	0.093	0.025
145	100890703	THIMPHU MAIN BRANCH	NARO GEWOG	0.113	0.001	0.011	0.123
146	100890736	THIMPHU MAIN BRANCH	MEWANG GEWOG	0.226	0	0.095	0.321
147	100890714	THIMPHU MAIN BRANCH	GENEY GEWOG	0.05	0.18	0.211	0.081
148	100890769	THIMPHU MAIN BRANCH	LINGZHI GEWOG	0.453	0.241	0.094	0.306
149	100890690	THIMPHU MAIN BRANCH	SOE GEWOG	0.288	0	0.025	0.312
150	100890747	THIMPHU MAIN BRANCH	KAWANG GEWOG	0.811	0.112	0.18	0.879

SL. NO.	ACCOUNT NO.	BANK BRANCH	OPERATING AGENCY	OPENING BAL	PAYMENTS	RECEIPTS	CLOSING BAL
151	100890758	THIMPHU MAIN BRANCH	DAGALA GEWOG	0.002	0.247	0.3	0.055
152	100890725	THIMPHU MAIN BRANCH	CHANG GEWOG	0.017	0.015	0.03	0.032
153	101536253	TRASHIGANG BRANCH	BIDUNG GEWOG	0.319	0	0.027	0.347
154	101536264	TRASHIGANG BRANCH	KANGLUNG GEWOG	0.093	0.303	0.365	0.155
155	101536322	TRASHIGANG BRANCH	RADHI GEWOG	0.061	0.044	0.049	0.065
156	101536388	TRASHIGANG BRANCH	YANGNEER GEWOG	0.008	0	0.055	0.063
157	101536366	TRASHIGANG BRANCH	UZORONG GEWOG	0.052	0.047	0.05	0.055
158	101536355	TRASHIGANG BRANCH	SONGPHU GEWOG	0.084	0.079	0.001	0.006
159	101536333	TRASHIGANG BRANCH	SAKTEN GEWOG	0.044	0.03	0	0.014
160	101536377	TRASHIGANG BRANCH	THRIMSHING GEWOG	0.033	0.083	0.064	0.014
161	101536344	TRASHIGANG BRANCH	SAMKHAR GEWOG	0.043	0	0.065	0.108
162	101536242	TRASHIGANG BRANCH	BARTSHAM GEWOG	0.065	0.036	0.033	0.062
163	101536275	TRASHIGANG BRANCH	KANGPARA GEWOG	0.053	0.031	0.141	0.163
164	101536297	TRASHIGANG BRANCH	LUMANG GEWOG	0.043	0.065	0.077	0.055
165	101536300	TRASHIGANG BRANCH	MERAK GEWOG	0.233	0.21	0.002	0.025
166	101536286	TRASHIGANG BRANCH	KHALING GEWOG	0.209	0	0.057	0.266
167	101536311	TRASHIGANG BRANCH	PHONGMEY GEWOG	0.052	0.034	0.041	0.059
168	103026557	TRASHIYANGTSE BRANCH	TRASHIYANGTSE GEWOG	0.098	0.111	0.178	0.166
169	103026546	TRASHIYANGTSE BRANCH	BUMDELING GEWOG	0.135	0.114	0.033	0.054
170	103026614	TRASHIYANGTSE BRANCH	YALLANG GEWOG	0.033	0	0.04	0.073
171	103026591	TRASHIYANGTSE BRANCH	TOETSHO GEWOG	0.001	0.03	0.038	0.01
172	103026579	TRASHIYANGTSE BRANCH	KHAMDNG GEWOG	0.361	0.085	0.063	0.34
173	103026603	TRASHIYANGTSE BRANCH	TONGSHANG GEWOG	0.144	0.04	0.043	0.147
174	103026568	TRASHIYANGTSE BRANCH	JAMKHAR GEWOG	0.241	0	0.068	0.309
175	103026580	TRASHIYANGTSE BRANCH	RAMJAR GEWOG	0.069	0	0.055	0.124
176	102350472	TRONGSA BRANCH	DRAGTEN GEWOG	0.58	0.578	0.102	0.103
177	102350494	TRONGSA BRANCH	LANGTHEL GEOWG	0.05	0.08	0.034	0.003
178	102350518	TRONGSA BRANCH	TANGBI GEWOG	0.042	0	0.026	0.067
179	102350483	TRONGSA BRANCH	KORPHU GEWOG	0.031	0.017	0.029	0.043
180	102350507	TRONGSA BRANCH	NUBI GEWOG	0.059	0.007	0.038	0.089
181	101281656	TSIMASHAM BRANCH	METAKHA GEWOG	0.072	0.035	0.015	0.053
182	101281634	TSIMASHAM BRANCH	GETANA GEWOG	0.153	0.034	0.019	0.139
183	101281645	TSIMASHAM BRANCH	JABCHO GEWOG	0.182	0.012	0.028	0.198
184	101281601	TSIMASHAM BRANCH	CHAPCHA GEWOG	0.184	0	0.001	0.185
185	101281623	TSIMASHAM BRANCH	GAYLING GEWOG	0.382	0.08	0.079	0.381

SL. NO.	ACCOUNT NO.	BANK BRANCH	OPERATING AGENCY	OPENING BAL	PAYMENTS	RECEIPTS	CLOSING BAL
186	101281612	TSIMASHAM BRANCH	DUNGNA GEWOG	0.079	0.013	0.022	0.089
187	102079544	WANGDUE BRANCH	GASETSHOWOM GEWOG	0.025	0.018	0.716	0.722
188	102078802	WANGDUE BRANCH	SEPHU GEWOG	0.397	0.75	0.935	0.582
189	102078697	WANGDUE BRANCH	NAHI GEWOG	0.029	0.017	0.017	0.029
190	102078971	WANGDUE BRANCH	GANGTEY GEWOG	0.156	0.029	0.145	0.272
191	102078813	WANGDUE BRANCH	KASHI GEWOG	0.135	0.01	0.029	0.154
192	102080312	WANGDUE BRANCH	THEDTSHO GEWOG	0.046	0.02	0.017	0.043
193	102078857	WANGDUE BRANCH	DARKAR GEWOG	0.036	0.03	0.022	0.028
194	102078799	WANGDUE BRANCH	NISHO GEWOG	0.02	0.024	0.023	0.018
195	102079533	WANGDUE BRANCH	GASETSHOGOM GEWOG	0.07	0.017	0.029	0.082
196	102078788	WANGDUE BRANCH	BJENA GEWOG	0.033	0.818	0.82	0.035
197	102079066	WANGDUE BRANCH	PHOBI GEWOG	0.137	0.064	0.025	0.097
198	102079055	WANGDUE BRANCH	DANGCHUK GEWOG	0.601	0.033	0.239	0.807
199	102078868	WANGDUE BRANCH	ATHANG GEWOG	0.065	0	0.016	0.081
200	102079168	WANGDUE BRANCH	PHANGYUL GEWOG	0.046	0.055	0.039	0.03
201	102078824	WANGDUE BRANCH	ROEPA GEWOG	0.063	0.076	0.042	0.03
202	102536456	ZHEMGANG BRANCH	NANGKHOR GEWOG	0.092	0.08	0.074	0.087
203	102536445	ZHEMGANG BRANCH	BARDHO GEWOG	0.131	0.06	0.018	0.089
204	102536478	ZHEMGANG BRANCH	TRONG GEWOG	0.145	0.126	0.075	0.094
205	102536467	ZHEMGANG BRANCH	SHINGKAR GEWOG	0.03	0.071	0.093	0.053
GEWOG TOTAL				21.995	13.019	14.909	23.885
B. JUDICIARY CD ACCOUNTS							
SL. NO.	ACCOUNT NO.	BANK BRANCH	OPERATING AGENCY	OPENING BAL	PAYMENTS	RECEIPTS	CLOSING BAL
1	101910197	BUMTHANG BRANCH	DISTRICT COURT	0.956	4.547	4.681	1.09
2	101609950	DAMPHU BRANCH	DASHO DRANGPON	0.085	0.673	0.742	0.154
3	100211859	PHUENTSHOLING MAIN BRANCH	DUNGKHAG COURT	74.962	7.83	10.241	77.373
4	102646709	PUNAKHA	DISTRICT COURT	0.894	5.783	6.218	1.329
5	100914953	THIMPHU MAIN BRANCH	ESCROW ACC FOR SUPREME COURT	1.865	3.394	2.257	0.727
6	100890634	THIMPHU MAIN BRANCH	DISTRICT COURT	28.192	46.15	35.555	17.598
7	100890612	THIMPHU MAIN BRANCH	HIGH COURT	2.515	1.411	4.331	5.436
8	101536413	TRASHIGANG BRANCH	DIST COURT	0.158	1.343	1.504	0.319
9	103026636	TRASHIYANGTSE BRANCH	DISTRICT COURT	0.933	0.98	0.048	0.001
10	102350461	TRONGSA BRANCH	DASHO DRANGPON	0.272	0.434	0.787	0.626
11	101281588	TSIMASHAM BRANCH	THRIMPON	2.09	13.725	12.452	0.818
12	102536423	ZHEMGANG BRANCH	DISTRICT COURT	0.003	0.508	0.592	0.087
13	102790468	DAGANA BRANCH	DISTRICT COURT	0.001	0	0	0.001
14	102403119	HAA BRANCH	DASHO DRANGPON	0.001	0	0	0.001
15	102574298	LHUENTSE BRANCH	DZONGKHAG COURT	0.318	0.599	0.744	0.463

SL. NO.	ACCOUNT NO.	BANK BRANCH	OPERATING AGENCY	OPENING BAL	PAYMENTS	RECEIPTS	CLOSING BAL
16	103085003	GASA BRANCH	DISTRICT COURT	0.001	1.605	2.025	0.42
17	102747526	SARPANG BRANCH	DISTRICT COURT	0.413	3.169	3.725	0.969
18	102697006	PEMAGYATSHEL BRANCH	DASHO DRANGPON	0.003	0.282	0.497	0.218
19	101093729	SAMDRUPJONGKHAR BRANCH	SAMJONG THIRIMKI DUENSA	0.123	0.073	0.05	0.101
20	102079849	WANGDUE BRANCH	DISTRICT COURT	0.323	1.101	1.349	0.571
21	101829535	MONGAR BRANCH	DISTRICT COURT	0.018	0.626	0.693	0.086
22	101217657	GELEPHU BRANCH	ROYAL COURT OF JUSTIC	2.646	8.108	8.155	2.693
23	102251109	PARO BRANCH	DISTRICT COURT	3.144	3.022	7.648	7.77
24	101415296	SAMTSE BRANCH	DISTRICT COURT	0.345	3.473	4.46	1.332
JUDICIARY TOTAL				120.262	108.835	108.754	120.181
C. CENTRAL & AUTONOMOUS SCHOOLS CD ACCOUNTS							
SL. NO.	ACCOUNT NO.	BANK BRANCH	OPERATING AGENCY	OPENING BAL	PAYMENTS	RECEIPTS	CLOSING BAL
1	101910380	BUMTHANG BRANCH	TANG MIDDLE SECONDARY SCHOOL	0.506	24.972	24.948	0.483
2	101910379	BUMTHANG BRANCH	JAKAR HSS SCHOOL AUTONOMY	0.164	23.748	23.584	0
3	102790616	DAGANA BRANCH	GESERLING CENTRAL SCHOOL	6.766	32.112	25.421	0.075
4	200562462	DAGANA BRANCH	DAGAPELA MIDDLE SECONDARY SCHOOL	0.001	21.575	21.574	0
5	200508969	DAGANA BRANCH	DAGA CENTRAL SCHOOL	7.731	40.925	33.227	0.033
6	101610161	DAMPHU BRANCH	DRUKEYGANG HIGHER SECONDARY	14.025	51.704	38.411	0.732
7	101610150	DAMPHU BRANCH	DAMPHU HIGHER SECONDARY SCHOOL	0.003	37.262	37.603	0.344
8	101610172	DAMPHU BRANCH	MENDREL GANG CENTRAL SCHOOL	12.578	49.746	45.513	8.346
9	200029817	DOKSUM EXT BRANCH	RAMJAR MIDDLE SECONDARY SCHOOL	0.227	16.945	17.432	0.714
10	103084951	GASA BRANCH	BJISHONG MIDDLE SECONDARY SCHOOL	3.487	27.637	26.372	2.223
11	201113755	GASA BRANCH	LAYA CENTRAL SCHOOL	0	1.53	1.89	0.36
12	200011583	GEDU BRANCH	KAMJI CENTRAL SCHOOL	2.987	33.367	30.485	0.105
13	102486051	GEDU BRANCH	PAKSHIKHA CENTRAL SCHOOL	11.152	36.291	34.153	9.014
14	101220794	GELEPHU BRANCH	NORBULING MIDDLE SECONDARY SCHOOL	2.734	45.886	43.302	0.15
15	102405015	HAA BRANCH	TSHEPHEL LOWER SECONDARY SCHOOL	0.827	17.246	16.551	0.133
16	200015601	HAA BRANCH	GONGZIM UGYEN DORJI CENTRAL SCHOOL	2.928	32.615	29.906	0.219
17	102403186	HAA BRANCH	CHUNDU CENTRAL SCHOOL	4.302	28.808	24.512	0.007

SL. NO.	ACCOUNT NO.	BANK BRANCH	OPERATING AGENCY	OPENING BAL	PAYMENTS	RECEIPTS	CLOSING BAL
18	200510264	LHAMOIZINGKHA BRANCH	LHAMOIZINGKHA CENTRAL SCHOOL	3.906	30.579	26.702	0.029
19	102574403	LHUENTSE BRANCH	TANGMACHU MIDDLE SECONDARY SCHOOL MIDDLE	1.65	31.195	29.584	0.039
20	200019399	LHUENTSE BRANCH	AUTSHO CENTRAL SCHOOL	1.494	22.164	20.805	0.135
21	200067092	LHUENTSE BRANCH	LHUENTSE HIGHER SECONDARY SCHOOL	0.841	17.384	16.951	0.408
22	200506676	MONGAR BRANCH	KIDHEYKHAR CENTRAL SCHOOL	2	26.079	24.692	0.612
23	200012372	MONGAR BRANCH	YADI CENTRAL SCHOOL	1.64	35.287	34.174	0.527
24	200016412	MONGAR BRANCH	GYELPOZHING CENTRAL SCHOOL	6.49	44.72	39.218	0.988
25	101827731	MONGAR BRANCH	DRAMETSE MIDDLE SECONDARY SCHOOL	1.777	27.097	25.347	0.027
26	101832004	MONGAR BRANCH	MONGAR HIGHER SECONDARY SCHOOL	1.078	30.013	31.673	2.738
27	101827720	MONGAR BRANCH	CHASKHAR MIDDLE SECONDARY SCHOOL	3.411	24.756	21.723	0.378
28	103075844	NANGLAM BRANCH	NGANGLAM LOWER SECONDARY SCHOOL	7.113	60.644	57.758	4.227
29	102256016	PARO BRANCH	WANAKHA CENTRAL SCHOOL	7.203	22.274	25.295	10.224
30	200012768	PEMAGYATSHEL BRANCH	YURUNG CENTRAL SCHOOL	0.002	25.913	26.025	0.113
31	200010590	PEMAGYATSHEL BRANCH	NANGKOR CENTRAL SCHOOL	0.624	41.695	41.865	0.793
32	102697506	PEMAGYATSHEL BRANCH	MS YELCHEN CENTRE SCHOOL	0.835	22.428	21.594	0.001
33	100228909	PHUENTSHOLING MAIN BRANCH	PHUENTSHOLING HIGHER SECONDARY SCHOOL	1.821	32.323	30.623	0.121
34	200511020	PUNAKHA	DASHIDING HIGHER SECONDARY SCHOOL	0	17.52	17.544	0.025
35	200515376	PUNAKHA	TASHIDINGKHA CENTRAL SCHOOL	0.876	24.771	26.929	3.034
36	102649187	PUNAKHA	PUNAKHA HIGHER SECONDARY SCHOOL	2.327	34.6	32.523	0.25
37	102649450	PUNAKHA	DECHENTSEMO CENTRAL SCHOOL	0.199	30.667	33.612	3.143
38	200014108	SARPANG BRANCH	SARPANG CENTRAL SCHOOL	1.25	42.181	44.28	3.349
39	200507262	SAMDRUPCHOLING BRANCH	MARTSHALA CENTRAL SCHOOL	3.592	25.292	21.909	0.209
40	101096719	SAMDRUPJONGKHAR BRANCH	GOMDAR CENTRAL SCHOOL	4.83	30.771	39.984	14.043
41	101096640	SAMDRUPJONGKHAR BRANCH	JOMOTSHANGKHA MIDDLE SECONDARY SCHOOL	0.276	14.04	14.466	0.703

SL. NO.	ACCOUNT NO.	BANK BRANCH	OPERATING AGENCY	OPENING BAL	PAYMENTS	RECEIPTS	CLOSING BAL
42	101096639	SAMDRUPJONGKHAR BRANCH	SAMDRUP JONGKHAR MIDDLE SECONDARY SCHOOL	0.345	18.297	18.092	0.141
43	101420136	SIPSU BRANCH	TENDRUK HIGHER SECONDARY SCHOOL	0.753	54.439	53.815	0.13
44	101420294	SAMTSE BRANCH	DOROKHA CENTRAL SCHOOL	1.614	34.629	33.245	0.231
45	200154420	THIMPHU MAIN BRANCH	LUNGTENZAMPA MIDDLE SECONDARY SCHOOL	1.927	38.936	37.651	0.643
46	100891479	THIMPHU MAIN BRANCH	KHASADRUPCHU MIDDLE SECONDARY SCHOOL	1.995	29.785	29.079	1.289
47	100891683	THIMPHU MAIN BRANCH	JIGME NAMGYEL LOWER SECONDARY SCHOOL	1.838	29.911	33.117	5.044
48	100891468	THIMPHU MAIN BRANCH	JIGME LOSEL PRIMARY SCHOOL	0.832	23.539	24.041	1.333
49	100927804	THIMPHU MAIN BRANCH	YANGCHENPHU HIGHER SECONDARY SCHOOL	0.402	49.158	51.106	2.349
50	100891672	THIMPHU MAIN BRANCH	WANGBAMA HIGHER SECONDARY SCHOOL	5.408	46.228	40.827	0.007
51	200514554	TRASHIGANG BRANCH	JAMPELING CENTRAL SCHOOL	0	26.966	26.966	0
52	200127611	TRASHIGANG BRANCH	GONGTHUNG MIDDLE SECONDARY SCHOOL	0.837	17.121	16.319	0.035
53	200017596	TRASHIGANG BRANCH	DUNGTSE CENTRAL SCHOOL	2.185	32.16	29.975	0
54	101539899	TRASHIGANG BRANCH	RANGJUNG CENTRAL SCHOOL	0.875	43.21	42.373	0.038
55	101540204	TRASHIGANG BRANCH	UDZORONG CENTRAL SCHOOL	0.045	22.862	22.911	0.094
56	200014244	TRASHIGANG BRANCH	BARTSHAM CENTRAL SCHOOL	4.515	33.741	29.381	0.155
57	103026705	TRASHIYANGTSE BRANCH	TSENKHARLA CENTRAL SCHOOL	0.788	26.329	27.356	1.815
58	103026692	TRASHIYANGTSE BRANCH	BAYLLING HIGHER SECONDARY SCHOOL	0.019	24.498	24.485	0.007
59	200010545	TRASHIYANGTSE BRANCH	KUNZANGLING CENTRAL SCHOOL	0.512	20.695	20.912	0.729
60	102352833	TRONGSA BRANCH	TSHANGKHA CENTRAL SCHOOL	4.46	20.261	17.654	1.853
61	102353177	TRONGSA BRANCH	TAKTSE CENTRAL SCHOOL	7.168	37.916	40.361	9.612
62	200011935	TRONGSA BRANCH	SHERUBLING CENTRAL SCHOOL	2.508	45.984	44.557	1.081
63	200019004	WAMRONG BRANCH	JIGMESHERUBLING CENTRAL SCHOOL	3.93	53.156	49.228	0.002
64	101539800	WAMRONG BRANCH	TASHITSE HIGHER SECONDARY SCHOOL	0.027	0.808	0.793	0.012
65	101540191	WAMRONG BRANCH	THRIMSHING CENTRAL SCHOOL	0.043	22.6	22.567	0.01

SL. NO.	ACCOUNT NO.	BANK BRANCH	OPERATING AGENCY	OPENING BAL	PAYMENTS	RECEIPTS	CLOSING BAL
66	102083324	WANGDUE BRANCH	SAMTENGANG MIDDLE SECONDARY SCHOOL	2.331	37.022	34.691	0
67	200020086	WANGDUE BRANCH	GASELO CENTRAL SCHOOL	5.461	38.594	35.236	2.102
68	200008739	WANGDUE BRANCH	PHOBJIKHA CENTRAL SCHOOL	2.378	27.533	25.154	0
69	200009958	TSIMASHAM BRANCH	CHUKHA CENTRAL SCHOOL	6.659	52.321	50.005	4.343
70	200515423	ZHEMGANG BRANCH	YEBILAP TSA CENTRAL SCHOOL	5.21	29.966	24.779	0.022
71	102536525	ZHEMGANG BRANCH	ZHEMGANG CENTRAL SCHOOL	0.027	39.99	40.151	0.188
72	200017563	ZHEMGANG BRANCH	BULI CENTRAL SCHOOL	0.789	24.897	24.116	0.008
CENTRAL & AUTONOMOUS SCHOOLS TOTAL				191.536	2,240.32	2,151.11	102.327
D. MUNICIPAL CD ACCOUNTS							
SL. NO.	ACCOUNT NO.	BANK BRANCH	OPERATING AGENCY	OPENING BAL	PAYMENTS	RECEIPTS	CLOSING BAL
1	101910357	BUMTHANG BRANCH	MUNICIPAL	0.187	1.437	1.872	0.622
2	101610127	DAMPHU BRANCH	DAMPHU MUNICIPAL CORPN	0.193	0.398	0.794	0.589
3	101214271	GELEPHU BRANCH	GELEPHU THROMDE	16.506	27	45.255	34.761
4	101214282	GELEPHU BRANCH	GELEPHU THROMDE	65.433	349.376	336.411	52.467
5	102574390	LHUE NTSE BRANCH	MUNICIPAL ACCOUNT	0.487	0	0.089	0.575
6	101827719	MONGAR BRANCH	MONGAR MUNICIPAL	1.411	1.148	1.385	1.648
7	101536399	TRASHIGANG BRANCH	URBAN DEVELOPMENT	0.653	0.48	0.236	0.408
8	101536402	TRASHIGANG BRANCH	DZONGKHAG MUNICIPAL	2.336	0.365	0.663	2.635
9	103026647	TRASHIYANGTSE BRANCH	URBAN DEVELOPMENT	2.113	1.263	0.61	1.461
10	103026658	TRASHIYANGTSE BRANCH	URBAN DEVELOPMENT PROJECT	0.177	0.02	0.042	0.199
11	102350552	TRONGSA BRANCH	MUNICIPAL	1.333	0.062	1.149	2.42
12	102536514	ZHEMGANG BRANCH	URBAN DEVELOPMENT PROJECT	0.798	0	0.075	0.873
13	102536503	ZHEMGANG BRANCH	URBAN DEVELOPMENT	1.581	4.29	3.725	1.015
14	100902346	THIMPHU MAIN BRANCH	THIMPHU THROMDE	65.598	267.122	277.947	76.423
15	100891796	THIMPHU MAIN BRANCH	CITY CORPORATION	72.406	1,011.96	1,149.66	210.108
16	100222533	PHUENTSHOLING MAIN BRANCH	PHUENTSHOLING CITY CORPORATION	7.698	92.843	113.147	28.002
17	100222690	PHUENTSHOLING MAIN BRANCH	PHUENTSHOLING CITY CORPORATION	209.121	322.032	291.478	178.567
18	101417351	SAMTSE BRANCH	SAMTSE MUNICIPAL CORPORATION	18.285	2.885	6.425	21.825
19	102079974	WANGDUE BRANCH	URBAN DEV PROJECT	4.897	4.812	5.581	5.666
20	102250842	PARO BRANCH	MUNICIPAL CORPORATION	4.605	4.607	9.51	9.507

SL. NO.	ACCOUNT NO.	BANK BRANCH	OPERATING AGENCY	OPENING BAL	PAYMENTS	RECEIPTS	CLOSING BAL
21	102648912	PUNAKHA	MUNICIPAL ACCOUNT	1.859	2.073	1.3	1.087
22	101090717	SAMDRUPJONGKHAR BRANCH	REVENUE COLLECTION A/C	42.765	32.848	13.478	23.395
23	101090706	SAMDRUPJONGKHAR BRANCH	DISBURSEMENT OF GOVT SUBSIDY A/C	82.96	247.958	210.585	45.588
MUNICIPAL TOTAL				603.4	2,374.98	2,471.42	699.841
E. OTHERS CD ACCOUNTS							
SL. NO.	ACCOUNT NO.	BANK BRANCH	OPERATING AGENCY	OPENING BAL	PAYMENTS	RECEIPTS	CLOSING BAL
1	101910368	BUMTHANG BRANCH	JSWSF	2.344	15.658	20.414	7.1
2	101910222	BUMTHANG BRANCH	NATIONAL FEED & FODDER PROGRAMME	6.725	9.877	9.71	6.558
3	101910288	BUMTHANG BRANCH	AUDIT RECOVERIES	0.001	10.602	13.912	3.31
4	101910313	BUMTHANG BRANCH	OFFICER IN CHARGE,BAFRA	0.001	0.367	0.366	0
5	101910211	BUMTHANG BRANCH	NATIONAL FEED & FODDER PROGRAMME	0.722	2.595	2.535	0.662
6	101910200	BUMTHANG BRANCH	BROWN SWISS FARM	0.088	1.168	1.525	0.445
7	101910346	BUMTHANG BRANCH	CVTI	1.94	5.423	4.204	0.721
8	101910324	BUMTHANG BRANCH	REGIONAL REVENUE & CUSTOM OFFICE	0.093	0	0	0.093
9	101910233	BUMTHANG BRANCH	DZO AGRICULTURE SECTOR	0.007	0	0	0.007
10	102790605	DAGANA BRANCH	OFFICER INCHARGE BAFRA	0.17	0.22	0.052	0.002
11	102790593	DAGANA BRANCH	BAFRA OFFICE IMPREST MONEY	0.002	0.064	0.065	0.002
12	101610105	DAMPHU BRANCH	DRATSHANG	0.531	12.407	11.878	0.001
13	101610092	DAMPHU BRANCH	AUDIT RECOVERIES	1.891	17.398	19.501	3.994
14	101610138	DAMPHU BRANCH	KIDU FUND ACCOUNTS	0.306	1.822	1.644	0.128
15	101609961	DAMPHU BRANCH	MSTF	0.096	0.055	0.098	0.139
16	101610149	DAMPHU BRANCH	WASTE MANAGEMENT FUND	0.01	0	0.015	0.025
17	200814853	DAMPHU BRANCH	RAA BASE OFFICE GELEPHU	0	0.106	1.113	1.007
18	102971998	DEOWATHANG	JIGME NAMGYEL ENGINEERING COLLEGE	28.529	106.29	89.63	11.868
19	103084962	GASA BRANCH	BAFRA	0.001	0.072	0.075	0.004
20	102486039	GEDU BRANCH	GEDU COLLEGE OF BUSINESS STUDIES	6.948	128.584	129.902	8.266
21	102486040	GEDU BRANCH	BAFRA	0.001	0.044	0.049	0.007
22	101214293	GELEPHU BRANCH	IN CHARGE BAFRA	0.001	0.021	0.02	0
23	101217147	GELEPHU BRANCH	REGIONAL REVENUE & CUSTOM OFFICE	6.845	2.315	2.365	6.896
24	101217330	GELEPHU BRANCH	BAFRA	0.005	0.465	0.461	0.001

SL. NO.	ACCOUNT NO.	BANK BRANCH	OPERATING AGENCY	OPENING BAL	PAYMENTS	RECEIPTS	CLOSING BAL
25	200485690	GYELPOSHING BRANCH	GYELPOSHING COLLEGE OF INFORMATION TECHNOLOGY	19.142	19.436	1.732	1.438
26	102403062	HAA BRANCH	SENIOR INSTRUCTOR	0.864	33.192	42.407	10.079
27	102403006	HAA BRANCH	IMPREST ACCOUNT	0.001	0.295	0.295	0.001
28	102403017	HAA BRANCH	DZONGKHAG RELIEF	0.039	0	0	0.039
29	102574287	LHUENTSE BRANCH	BAFRA	0.002	0.226	0.225	0.001
30	101827673	MONGAR BRANCH	REGIONAL REVENUE & CUSTOM OFFICE	0.659	0.034	0.035	0.66
31	101827662	MONGAR BRANCH	BAFRA	0	0.584	0.599	0.016
32	103074352	NANGLAM	DUNGKHAG ADMINISTRATION	0.033	7.509	7.522	0.046
33	102249746	PARO BRANCH	OFFICER INCHARGE BAFRA	0.001	0.315	0.314	0
34	102249757	PARO BRANCH	PARO COLLEGE OF EDUCATION	22.626	110.186	109.226	21.666
35	102250955	PARO BRANCH	AMC PARO SBA 4 2 03 001	7.37	5.23	3.53	5.67
36	102249768	PARO BRANCH	OPEN AIR PRISONERS WAGES	0.018	0	0	0.018
37	102249724	PARO BRANCH	NATIONAL MUSEUM	0.625	0.385	0.8	1.04
38	102251267	PARO BRANCH	REGIONAL REVENUE AND CUSTOMS OFFICE	2.574	6.122	14.605	11.056
39	102249791	PARO BRANCH	AMC PARO SBA 4 2 03 001	6.398	0	4.535	10.934
40	102249735	PARO BRANCH	KR-II 2008 GRANT	37.884	0	0	37.884
41	102249699	PARO BRANCH	AMC PARO SBA 4 2 03 001	42.914	0	0	42.914
42	102255502	PARO BRANCH	JAPANESE NON PROJECT GRANT AID 2011 JNPG A 2011	17.316	0	25.11	42.426
43	102249779	PARO BRANCH	KR II GRANT 2012	24.358	0	0	24.358
44	102255513	PARO BRANCH	KR II 2010	25.911	0	0	25.911
45	102250944	PARO BRANCH	AMC KR II 2007	18.392	0	0	18.392
46	100211871	PHUENTSHOLING MAIN BRANCH	COLLEGE OF SCIENCE AND TECHNOLOGY	11.965	109.696	138.434	40.702
47	100211882	PHUENTSHOLING MAIN BRANCH	BAFRA LHAMOZINGKHA	0.001	0.121	0.122	0.001
48	100219462	PHUENTSHOLING MAIN BRANCH	FIELD DIVISION DOR	7.587	7.378	0.601	0.811
49	100219008	PHUENTSHOLING MAIN BRANCH	SUBSIDIARY BUDGET ACCOUNT	59.514	269.764	344.536	134.285
50	200164392	PUNAKHA BRANCH	FIELD TRAINING CENTRE PUNAKHA HOSPITAL	0.261	0	0.109	0.371
51	102646867	PUNAKHA BRANCH	BAFRA IMPREST FUND	0.001	0.206	0.205	0
52	102646856	PUNAKHA BRANCH	GASA TSECHU WELFARE FUND	0.001	0	0	0.001
53	102646721	PUNAKHA BRANCH	PROMOTING COMMUNITY MANAGED ECOTOURISM	0.002	0	0	0.002

SL. NO.	ACCOUNT NO.	BANK BRANCH	OPERATING AGENCY	OPENING BAL	PAYMENTS	RECEIPTS	CLOSING BAL
54	101416539	SAMTSE BRANCH	BAFRA IMPRESS ACCOUNT SAMTSE	0	0.237	0.239	0.002
55	101416051	SAMTSE BRANCH	REGIONAL REVENUE AND CUSTOMS OFFICE	1.288	1.462	1.402	1.229
56	101418377	SAMTSE BRANCH	SAMTSE COLLEGE OF EDUCATION	33.381	82.288	82.681	33.775
57	101090693	SAMDRUP JONGKHAR BRANCH	BHUTAN AGARICULTURE FOOD REGULATORY AUTH	0	0.013	0.014	0.001
58	101090682	SAMDRUP JONGKHAR BRANCH	BHUTAN AGRICULTURE AND FOOD	0.001	0.041	0.04	0
59	101093990	SAMDRUP JONGKHAR BRANCH	REGIONAL REVENUE AND CUSTOMS OFFICE	0.723	1.876	1.918	0.764
60	101091110	SAMDRUP JONGKHAR BRANCH	BAFRA	0.311	0.803	0.538	0.046
61	101094086	SAMDRUP JONGKHAR BRANCH	AUDIT RECOVERIES	1.786	21.515	22.699	2.969
62	000127120036	BDBL, THIMPHU	WANGDUEPHODRANG DZONG RECONSTRUCTION FUND	21.499	0	0	21.499
63	000127140158	BDBL, THIMPHU	RF REPAYMENT ACCOUNT	75.662	0	28.609	104.271
64	0100005984018	BNBL, THIMPHU	STUDENTS LOAN SCHEME TERTIARY EDUCATION	27.56	35.001	35.193	27.752
65	110210003104	DRUK PNB, THIMPHU	ALLOCATION FOR SUSTAINABLE TOURISM DEVELOPMENT	74.827	82.156	33.308	25.978
66	200452879	THIMPHU MAIN BRANCH	BHUTAN BLSS ECONOMIC CENSUS PROJECT	0.001	18.566	18.566	0.001
67	100891548	THIMPHU MAIN BRANCH	SPLAC REDD READINESS PROJECT	0.954	62.158	61.206	0.001
68	200452959	THIMPHU MAIN BRANCH	BHUTAN BLSS ECONOMIC CENSUS PROJECT	18.724	67.369	48.647	0.001
69	200787259	THIMPHU MAIN BRANCH	MDF FOR STRENGTHENING PUBLIC FINANCIAL M ANAGEMENT PROJECT	0	20	50	30
70	200654853	THIMPHU MAIN BRANCH	NATIONAL MEMORIAL CHORTEN ENTRY FEE ACCO UNT	0	4.134	8.154	4.02
71	200655392	THIMPHU MAIN BRANCH	PUNAKHA DZONG ENTRY FEE ACCOUNT	0	1.683	17.028	15.345
72	100891480	THIMPHU MAIN BRANCH	JIGME DORJI WANGCHUK NATIO	56.632	55.895	54.876	55.613
73	200251491	THIMPHU MAIN BRANCH	MDRM GRANT NO TF0A3511 TF0A3507 TF0A3513	9.464	53.515	55.712	11.66
74	100891195	THIMPHU MAIN BRANCH	DZONGKHAG KIDU ACCOUNT	0.131	2.553	2.572	0.151

SL. NO.	ACCOUNT NO.	BANK BRANCH	OPERATING AGENCY	OPENING BAL	PAYMENTS	RECEIPTS	CLOSING BAL
75	100890623	THIMPHU MAIN BRANCH	AUDIT RECOVERY	24.003	93.343	101.461	32.121
76	201016161	THIMPHU MAIN BRANCH	REDD PLUS READINESS ADDITIONAL FINANCING	0	42.496	162.221	119.726
77	100891015	THIMPHU MAIN BRANCH	SPL AC FOR INTERNATIONAL	12.95	14.793	5.509	3.665
78	100890656	THIMPHU MAIN BRANCH	SALE PROCEEDS PF BOOKS	3.576	0.137	0.324	3.763
79	100890667	THIMPHU MAIN BRANCH	ROYAL DANCE ACADEMY	0.062	0.047	0.039	0.055
80	100890689	THIMPHU MAIN BRANCH	DEPT OF REVENUE AND CUSTOMS MINISTRY OF FINANCE	54.533	2,056.45	2,033.44	31.516
81	100891004	THIMPHU MAIN BRANCH	BHUTAN ACESS AND BENEFIT SHARING FUND	6.524	3.244	7.631	10.911
82	100891082	THIMPHU MAIN BRANCH	FI TRAINING	5.455	98.51	104.315	11.26
83	100890601	THIMPHU MAIN BRANCH	RMA IMPREST	523.901	57,713.75	57,817.78	627.93
84	100891231	THIMPHU MAIN BRANCH	ACCOUNTING AND AUDITING	1.395	0	0.057	1.452
85	100891037	THIMPHU MAIN BRANCH	ESCROW ACCOUNT , ANTI-CORRUPTION COMISSION	76.913	28.976	6.401	54.338
86	100891694	THIMPHU MAIN BRANCH	KHESAR GYALPO UNIVERSITY OF MEDICAL	0.481	43.063	47.276	4.694
87	100891333	THIMPHU MAIN BRANCH	SUSTAINABLE FINANCING FOR BIODIVERSITY	0.001	39.388	39.388	0.001
88	100891048	THIMPHU MAIN BRANCH	AGENCY FOR PROMOTION OF	18.822	59.576	43.925	3.171
89	201162996	THIMPHU MAIN BRANCH	NATIONAL MONUMENT FUND ACCOUNT	0	1.532	2.042	0.511
90	100891718	THIMPHU MAIN BRANCH	BHUTAN INSTITUTIONAL CAPACITY	4.821	4.82	1.033	1.034
91	100890974	THIMPHU MAIN BRANCH	CENTENARY FARMERS MARKET	4.57	8.892	13.48	9.157
92	100891402	THIMPHU MAIN BRANCH	BHUTAN 2ND URBAN DEV PROJECT	60.915	333.644	672.69	399.961
93	200787328	THIMPHU MAIN BRANCH	FOOD SECURITY AND AGRICULTURE PRODUCTIVI TY PROJECT	0	106.464	122.596	16.132
94	100890985	THIMPHU MAIN BRANCH	UNIVERSITY DEVELOPMENT FUND	41.482	702.807	697.171	35.847
95	100891026	THIMPHU MAIN BRANCH	GNH CENTRE	0.82	13.107	14.826	2.539
96	201036541	THIMPHU MAIN BRANCH	FORMED POLICE UNIT TO UN	0	31.146	264.525	233.379
97	100890678	THIMPHU MAIN BRANCH	FOOTBALL FEDERATION A/C	6.645	19.769	14.746	1.622

SL. NO.	ACCOUNT NO.	BANK BRANCH	OPERATING AGENCY	OPENING BAL	PAYMENTS	RECEIPTS	CLOSING BAL
98	100893704	THIMPHU MAIN BRANCH	OFFICE OF THE ATTORNEY GENERAL	0.001	0.03	35.839	35.81
99	100914624	THIMPHU MAIN BRANCH	OTHERS FACULTY OF TRADITIONAL MEDICINE	4.307	37.269	38.37	5.408
100	100894243	THIMPHU MAIN BRANCH	NATIONAL LAND COMMISSION	9.92	13.898	19.171	15.193
101	100914613	THIMPHU MAIN BRANCH	DEAN OF THE FACULTY OF NURSING AND	10.493	53.035	52.205	9.663
102	200549407	THIMPHU MAIN BRANCH	TAKTSANG ENTRY FEE ACCOUNT	0	4.937	35.137	30.2
103	100917580	THIMPHU MAIN BRANCH	RE CONST OF WANGDUPHODRANG DZONG FUND	6.361	0	0.026	6.387
104	100891060	THIMPHU MAIN BRANCH	RAJGIR TEMPLEX PROJECT	2.653	0	0	2.653
105	100891560	THIMPHU MAIN BRANCH	CIVIL SOCIETY ORGANIZATION AUTHORIT	0	0	0	0
106	200331660	THIMPHU MAIN BRANCH	TASHICHHO DZONG ENTRY FEE ACC	13.25	17.482	5.787	1.554
107	100890781	THIMPHU MAIN BRANCH	INTERNATIONAL POTATO PROGRAME	0.025	0	0	0.025
108	101536435	TRASHIGNAG BRANCH	SHERUBTSE COLLEGE	48.455	232.889	218.421	33.987
109	101536402	TRASHIGANG BRANCH	DZONGKHAG	2.336	0.365	0.663	2.635
110	201090688	TRASHIGANG BRANCH	YONPHULA DOMESTIC AIRPORT	0	0.076	0.124	0.048
111	201128671	TRASHIGANG BRANCH	OC 64 RCC GREFF	0	2.933	2.958	0.025
112	103026625	TRASHIYANGTSE BRANCH	MSTF	0.138	0.05	0	0.088
113	103026669	TRASHIYANGTSE BRANCH	BAFRA IMPREST	0	0.094	0.096	0.003
114	103026681	TRASHIYANGTSE BRANCH	DZONGKHAG KIDU	0.41	1.775	1.424	0.058
115	103026535	TRASHIYANGTSE BRANCH	BUMDELING RIVER	0.003	0	0	0.003
116	102350530	TRONGSA BRANCH	BAFRA	0	0.127	0.134	0.007
117	102353279	TRONGSA BRANCH	COLLEGE OF LANGUAGE AND CULTURE STUDIES	31.963	106.484	109.105	34.584
118	102350347	TRONGSA BRANCH	INSTITUTE OF LANGUAGE AND CULTURE STUDIES	0	39.328	39.328	0
119	102352516	TRONGSA BRANCH	TA DZONG MUSEUM	0.758	0.066	0.119	0.811
120	101281599	TSIMASHAM BRANCH	O C R B	0.186	21.778	21.865	0.273
121	101281667	TSIMASHAM BRANCH	BAFRA OFFICER	0.001	0.038	0.038	0.001
122	102077864	WANGDUE BRANCH	INSTITUTE OF AUTOMOBILE ENGINEERING	1.602	1.625	2.062	2.039
123	102078642	WANGDUE BRANCH	BAFRA MOA	0	0.172	0.209	0.037
124	102077820	WANGDUE BRANCH	DIRECTOR CNR	26.846	147.434	137.365	16.777

SL. NO.	ACCOUNT NO.	BANK BRANCH	OPERATING AGENCY	OPENING BAL	PAYMENTS	RECEIPTS	CLOSING BAL
125	102536490	ZHEMGANG BRANCH	RURAL LIVELIHOOD	0.009	0.546	0.537	0
126	102536489	ZHEMGANG BRANCH	MSTF	0.238	0.036	0.053	0.255
TOTAL				1,694.48	63,495.92	64,421.78	2,620.35
F. ENDOWMENT CD ACCOUNTS							
SL. NO.	ACCOUNT NO.	BANK BRANCH	OPERATING AGENCY	OPENING BAL	PAYMENTS	RECEIPTS	CLOSING BAL
1	100891413	THIMPHU MAIN BRANCH	SHERIG ENDOWMENT FUND	1.884	0.808	0.68	1.756
2	100891286	THIMPHU MAIN BRANCH	EDUCATION ENDOWMENT FUND	0.113	0	0	0.113
3	100891650	THIMPHU MAIN BRANCH	ART AND CULTURE ENDOWMENT FUND	10	0	0	10
4	201211640	THIMPHU MAIN BRANCH	CROP AND LIVESTOCK CONSERVATION ENDOWMENT FUND	0	0	16.8	16.8
ENDOWMENT TOTAL				11.997	0.808	17.48	28.669
GRAND TOTAL				2,643.67	68,233.88	69,185.45	3,595.25

NOTES TO ACCOUNTS

1. The basis of preparation and presentation of Financial Statements of the Royal Government of Bhutan

a) Statement of Compliance

The Annual Financial Statements (AFS) of the Royal Government of Bhutan (RGoB) for the Fiscal Year (FY) 2017-2018 have been prepared by the Department of Public Accounts (DPA), Ministry of Finance (MoF) in accordance with the provisions of the Public Finance Act (PFA), 2007 and Public Finance Amendment Act 2012 and the Financial Rules and Regulations (FRR), 2016.

b) Basis of Preparation of the Accounts

The Consolidated Receipts and Payments Statement is based on the monthly accounts of the budgetary bodies recorded in the Public Expenditure Management System (PEMS) and other statements are based on the information received from other relevant agencies and organizations.

c) Internal Borrowings

The fund received through the issuance of treasury bills (T-Bills) are directly received in the Budget Fund Account (BFA). The repayment thereof is also routed through the same Budget Fund Account. The details of the T-bills raised and redeemed are disclosed in subsequent note under borrowings. Only the net amount, if any, at the end of the FY is reflected in the internal borrowings and outstanding loans.

1. External Grants

The grants received during the FY are reported on net-basis. During the FY 2017-18, the Government received a total grant of Nu. 14,847.070¹ million which is about 8.51% percent of the Gross Domestic Product (GDP). The total receipts increased by 14.32 percent over the last FY. The increase in the grants receipt is due to new grant component received for Enhancing Sustainability and Climate Resilience of Forest and Agriculture Landscape and Community Livelihoods in Bhutan amounting Nu. 141.170² million from GEF-UNDP. Second component increasing grant for FY 2017-18 is Capacity Development for Local Government and Fiscal Decentralization in Bhutan amounting to Nu. 921.388 million and increase in receipt from the Government of India (GoI) against the Project Tied Activities (PTA).

2. Borrowings

Like grants, loans were also reported on the net-basis. The total borrowings by the Government amounted to Nu. 2,718.332³ million for the FY 2017-18. During the

1 Consolidated R&P

2 Schedule of International Assistance Grant

3 Table: consolidated R&P

fiscal year, opening T-Bill⁴ was Nu. 10,000.00, Nu. 51,800.00 million was raised through the issuance of series of treasury bills for the purpose of cash management, of which Nu. 53,800.00 million was redeemed and a balance of Nu. 8,000.00 million was rolled over to the next fiscal year.

Details of T-Bill issued, redemption made for the FY 2017-18 and closing balance there to.

Treasury Bills

Ngultrum in million

Particular	Principal	Discount	Total
Total T-Bill for the FY	61,517.009	282.991	61,800.000
a. Opening Stock	9,959.919	40.081	10,000.000
b. T-Bill issued for FY 2017-18	51,557.090	242.910	51,800.000
Total Redemption for the FY	53,549.943	250.057	53,800.000
a. Opening stock redeemed	9,959.919	40.081	10,000.000
b. T-Bill redeemed for FY 2017-18	43,590.024	209.976	43,800.000
Outstanding Stock	7,967.066	32.934	8,000.000

The total borrowing excludes the amount directly disbursed by the Government of India to the project authorities⁵ of Punatshangchhu-I (Nu. 1,500.000 m), Punatshangchhu-II (Nu. 3,200.000 m), Mangdechhu (Nu. 3,476.260) and Nikachhu Hydropower Project (Nu. 411.480 m).

3. Interest payment

The total interest⁶ payment during the FY amounted to Nu. 1,889.036 million. This consists of Nu. 4.300 million on internal borrowings and Nu. 1,884.736 million on external borrowing.

4. Subsidies and Transfers

During the FY, the actual expenditure on account of subsidies and transfers to financial, non-financial institutions and individuals/non-profit organizations amounted to Nu. 3,449.307 million.

5. Loan repayment

The principal⁷ repayment of loans during the FY 2017-18 amounted to Nu. 2,820.355 million. This consists of Nu.9.874 million for internal borrowings and Nu. 2,810.482 million for external borrowings.

4 Figure refer outstanding debt (A-i row)

5 Figure refer outstanding debt table (detail file)

6 Table: Statement of Interest Payment

7 Table: consolidated R&P and Statement of Principal repayment

6. On lending

The loan proceeds which are on-lent to the State Owned Enterprises (SoEs) prior to 2014 were denominated in Ngultrum with interest rate higher than what RGoB normally pays to the external creditors. This is because the exchange rate risk are borne by the RGoB and the amount recovered from the SoEs are generally less than what is repaid to the creditors due to exchange rate fluctuations.

However, from the year 2014, the RGoB has started on-lending to the SoEs on the same terms and conditions as in the original Loan Agreement with the exchange rate risk passed on to the SoEs. On lending⁸ during the FY 2017-18 was Nu. 49.379 million.

7. Government Outstanding debt⁹

The total government debt outstanding as on 30th June 2018 is Nu. 185,312.077 million, of which Nu.8,159.680 million accounts for domestic debt and Nu. 177,152.397 million for external debt. The external debts includes borrowings from GoI on account of Standby Credit Facilities of Nu. 7,000.000 million, Punatsangchhu-I of Nu. 46,043.687 million, Punatsangchhu-II of Nu. 39,182.186 million, Mangdechhu of Nu. 32,706.593 million, Tala of Nu. 671.296 million and Nikachhu Nu.849.080 million.

8. Domestic Outstanding Debt

The domestic loan outstanding was Nu. 8,159.680 million as at 30th June 2018, which represents Nu. 47.471 million against National Pension & Provident Fund (NPPF), Nu. 8,000.000 million for treasury bills and 112.209 million as overdraft balance.

9. External Debt outstanding

The total external debt outstanding as at 30th June 2018 stood at Nu.177,152.397 million or equivalent of USD 2,573.393 million. The total outstanding external debt to GDP ratio has reached 101.51%. The external debt in convertible currency (other than GoI) is about USD 638.607 million, equivalent to Nu. 43,961.696 million.

10. Government Equity Holdings

The government equity holding in various SOEs and Corporations stood at Nu. 104,891.848¹⁰ million as at 30th June 2018. This includes government share holdings in DHI owned and linked companies.

8 Table: statement of On-lending

9 Refer outstanding debt detail file

10 Table: Government equity closing balance (CDCL- Additional equity injection by DHI - Nu. 167.42 m July 2017-June 2018)

Note: As per CPE Report, there is total equity injection of Nu.212.24m (Nu.30m in BAIL, Nu.4m in RBHSL and Nu.178.24m in REDCL) for January 2018 to June 2018 however, these amount has not been reflected because the Government Equity updation is done based on the Audited Accounts of respective SOEs, which is as of December 2017.

1. *DHI- 257,911 shares @ Nu.100/share allotted to MoF for transfer of 39 plots of land to DHI from its subsidiaries and Equity of Nu. 832.822m (GoI grant for KHEL) allotted to MoF.*
2. *BLL- During the year MoF injected Nu.10m as equity in BLL (100,000 shares @Nu.100 each).*
3. *RBHSL- Capitalization of Nu.7.0474m of inventories and accessories received from Airbus Company.*
4. *FMCL - No. of shares and share value authenticated with Audited Accounts 2017.*
5. *GBCL- No. of shares and share value authenticated with Audited Accounts 2017. Nu.8.56m capitalization of assets transferred from the Government.*
6. *FITI - Transfer of equity from RMA as Government Equity 4,000,000 shares @ 10/share.*
7. *Transfer of equity from RMA as Government Equity 1,100,000 shares @ 100/share.*
8. *REDCL During the year MoF injected an additional equity of Nu.20m (200,000 shares @ Nu.100 each).*
9. *DGPC- Issued 832,822 share @ Nu.1,000 each of equity in KHEL, which is transferred to DHI and ultimately allotted to MoF.*
10. *CDCL- Additional equity injection by DHI - Nu. 167.42 m (July 2017-June 2018).*
11. *SMC- Additional equity injection - Nu.108m (Changes in equity share capital as per the Audited Report 2017).*
12. *STCBL- No. of shares and share value authenticated with Audited Accounts 2017.*
13. *TTPL-Additional equity injection by DHI - Nu. 34.52 m (July 2017-June 2018).*
14. *The Opening Balance in 01/07/2017 for Direct Shareholding is a reinstated figure which is based on the Annual Audited Accounts.*
15. *The Opening Balance in 01/07/2017 for Shareholding through DHI is a reinstated figure which is based on the Annual Audited Accounts. The previous reporting share value figure for CDCL should have read as Nu.825.64m instead of Nu.6,456.43 m.*

11. Government Guarantees¹¹

The total government guarantees issued stood at Nu.1,416.306 million as at 30th June 2018. The guarantees consist of Financing for Affordable Housing Project in Phuntsholing and OESD Loan Scheme to youths to NPPF and financing for set up of an integrated agro based industry in Lingmethang, Mongar to BOBL.

12. Current Deposit Accounts

There are 489 Current Deposits (CD) Accounts as at 30th June 2018 operated by the various agencies. Of the total, 205 are operated by Gewogs, 25 by Judiciary, 23 by Municipal Corporations, 98 by Central, Autonomous and Other Schools, 4 are Endowment Fund, and 134 by Others. The closing balance of the Current Deposit as at 30th June 2018 amounted Nu. 3,594.979¹² million.

¹¹ Statement of Government Guarantee

¹² Schedule of Current Accounts details

STATEMENT OF CURRENT DEPOSIT (CD) ACCOUNTS AS ON JUNE 2018

Sl. No.	CD Account Type	Number of Accounts	Closing Balance [Nu. in million]
1	Gewog	205	23.885
2	Judiciary	25	120.192
3	Municipal	23	692.288
4	Others	134	2,624.805
5	Central Schools	61	88.708
6	Autonomous Schools	14	14.326
7	Other Schools	23	2.107
8	Endowment	4	28.669
	Total	489	3,594.979

Source: BDBL, BNBL, BOBL and DPNB

Note: In FY 2017-18, the list of CD accounts has increased due to addition of 79 new CD accounts that was not reflected in FY 2016-17. The list may be subject to vary due to new addition and closure of dormant accounts.

13. Trust Fund and Revolving Fund

There are three trust fund accounts, seven revolving fund accounts and a refundable deposit account with a total closing balance of Nu. 7,035.965 million as on June 30th, 2018 as detailed in table below:

Note: Three accounts added to previous eight totaling eleven under this head. Accounts for purchase of duty vehicle and overseas employment program were migrated from Current Accounts list. Two Wheelers Revolving fund is new addition. Bhutan Information Communication and Media Authority is reflected as Universal Service Fund.

STATEMENT OF REFUNDABLE DEPOSIT, REVOLVING FUND AND TRUST FUND ACCOUNTS FOR THE FY 2017-18

Sl. No.	Operating Agency	Opening Balance	Receipts	Payments	Closing Balance
1	Bhutan Health Trust Fund	1,658.316	1,017.208	196.735	2,478.790
2	Bhutan Trust Fund for Environmental Conservation	3,454.912	398.503	166.828	3,686.586
3	Cultural Heritage Trust Fund	4.183	68.355	4.182	68.356
4	National Centre for Animal Health	11.265	0.809	0.452	11.622
5	Refundable Deposits Account ¹	576.484	2,930.530	3,159.088	347.927
6	Revolving Fund AC for Overseas Employment Program	0.487	13.475	6.754	7.208
7	Revolving Fund AC for Purchase of Duty Vehicle	27.550	52.705	0.000	80.255

Sl. No.	Operating Agency	Opening Balance	Receipts	Payments	Closing Balance
8	Revolving Fund Account for Two Wheelers, MoAF	6.866	1.705	0.000	8.571
9	Sales Proceeds Revolving Fund of National Plant Protection Centre	19.900	27.522	21.204	26.219
10	Two Wheelers Revolving Fund	0.190	0.211	0.286	0.115
11	Universal Service Fund [UFS]/BICMA	268.384	92.467	40.534	320.316
Total		6,028.537	4,544.140	3,655.413	7,035.965
<i>Source: BOBL and BNBL</i>					

