



ANNUAL FINANCIAL STATEMENTS
of the ROYAL GOVERNMENT OF BHUTAN
for the
YEAR ENDED 30 JUNE 2017

Department of Public Accounts
Ministry of Finance

Contents

1. EXECUTIVE SUMMARY	1
2. BASIS FOR PREPARATION	1
3. FISCAL PERFORMANCE	1
4. RECEIPTS AND PAYMENTS	3
5. GOVERNMENT RECEIPTS BY SOURCES	4
5.1 DOMESTIC REVENUE	5
5.2 EXTERNAL GRANTS	6
5.3 BORROWINGS EXTERNAL BORROWINGS	8
5.4 RECOVERY OF LOANS	10
5.5 OTHER RECEIPTS AND PAYMENTS	11
6. OPERATIONAL RESULTS	12
6.1 GOVERNMENT EXPENDITURE.....	12
7. BUDGET UTILISATION	25
7.1 UTILIZATION OF CAPITAL BUDGET	25
8. ACHIEVEMENT OF FISCAL TARGETS	31
9. GOVERNMENT DEBT POSITION	31
9.1 DOMESTIC DEBT	31
9.2 EXTERNAL DEBT.....	31
10. SOVEREIGN GUARANTEE	35
11. GOVERNMENT’S EQUITY PORTFOLIO	35
12. CONSOLIDATED FUND ACCOUNT	40
13. GOVERNMENT BUDGET FUND ACCOUNT	41
14. REFUNDABLE DEPOSIT, REVOLVING AND TRUST FUNDS ACCOUNTS	42
15. OPERATION OF CURRENT DEPOSIT (CD) ACCOUNTS	42
NOTES TO ACCOUNTS:	305

FIGURES

Figure 1. External Grants received	8
Figure 2. External Loans received	9
Figure 3. Composition of Expenditure.....	13
Figure 4. Top five current expenditure	13
Figure 5. Statement of interest payment	14
Figure 6. Top five capital expenditure	18
Figure 7. Expenditure composition by Sector	25
Figure 8. % Variance between Budget and Actual (summary)	27
Figure 9. % Variance between Budget and Actual – individual ministries	28
Figure 10. % Variance between Capital Budget and Actual Expenditure.....	29
Figure 11. % Variance between Capital Budget and Actual – individual ministries	30

SCHEDULES

Schedule 1. Revised Budget and Booked Expenditure comparison.....	43
Schedule 2. Expenditure by Object Class.....	58
Schedule 3. International Assistance (Grants) received	62
Schedule 4. International Assistance (Loans) received.....	124
Schedule 5. Expenditure by IMF Functional Classification.....	126
Schedule 6. Schedule of Revenue Receipts and Remittances	195
Schedule 7. Schedule of Recoveries and Remittances	212
Schedule 8. Schedule of Miscellaneous Receipts and Payments	227
Schedule 9. Schedule of Personal Advances	243
Schedule 10. Schedule of Advances and Suspenses.....	245
Schedule 11. Schedule of Uncashed Cheques	277
Schedule 12. Schedule of Current Deposits Accounts	291

TABLES

Table 1. Financing and Variance	2
Table 2. Consolidated Receipts and Payments Statement	4
Table 3. Government Receipts by Sources	5
Table 4. Summary of Revenue Collection.....	6
Table 5. International Assistance (Grants) Received	7
Table 6. International Assistance (Loans) Received.....	9
Table 7. Statement of Recoveries	10

Table 8. Statement of Other Receipts and Payments 11

Table 9. Summary of Expenditure 12

Table 10. Statement of Interest Payment 14

Table 11. Statement of Interest Payment by Lender 15

Table 12. Comparison of Current Expenditure and Domestic revenue 17

Table 13. Comparison of Capital Expenditure and Repayment with
 Grants and Loans 18

Table 14. Statement of Subsidies and Transfers 19

Table 15. Statement of Principal loan Repayment 20

Table 16. Statement of Principal loan Repayment by Lender 21

Table 17. Statement of on-lending 23

Table 18. Summary of Expenditure by Sector 24

Table 19. Statement of Variance between Budget and Actual 26

Table 20. Statement of Variance between Capital Budget and Actual 28

Table 21. Statement of Outstanding Debt 33

Table 22. Statement of Government Guarantee 35

Table 23. Statement of Government Equity Holdings (Direct) 36

Table 24. Statement of Government Equity Holdings through DHI 38

Table 25. Reconciliation of Government Consolidated Account 40

Table 26. Reconciliation of Government Budget Fund Account 41

Table 27. Statement of Refundable Deposit/Revolving and
 Trust Funds Account 42

Table 28. Summary of Current Deposit (CD) Accounts as on June 2017 42



དབུལ་རྩིས་ལྷན་ཁག།
Royal Government of Bhutan
Ministry of Finance
Thimphu



December 15, 2017

STATEMENT OF RESPONSIBILITY

The Annual Financial Statements (AFS) of the Royal Government of Bhutan (RGoB) for the Fiscal Year 2016-17 have been prepared by the Department of Public Accounts (DPA), Ministry of Finance (MoF) in accordance with the provisions of the Public Finance Act of Bhutan, 2007, Public Finance (Amendment) Act, 2012 and the Financial Rules and Regulations 2016.

The financial statements are prepared based on the monthly accounts of the budgetary bodies recorded in the Public Expenditure Management System (PEMS) and information received from other relevant agencies and organizations. The AFS presents the financial position of the RGoB as at 30th June, 2017.

We accept the responsibility for the reliability and completeness of the financial statements.

(Namgay Dorji)
Finance Minister
Ministry of Finance

(Tshering Dorji)
Director
Department of Public Accounts



རྒྱལ་གཞི་རྒྱུ་རྩིས་ཞིབ་དབང་འཛིན།

ROYAL AUDIT AUTHORITY
Bhutan Integrity House



AUDITOR GENERAL'S REPORT ON THE ANNUAL FINANCIAL STATEMENTS OF THE ROYAL GOVERNMENT OF BHUTAN FOR THE FINANCIAL YEAR ENDED 30 JUNE 2017

Opinion

The Royal Audit Authority (RAA) has audited the accompanying Annual Financial Statements of the Royal Government of Bhutan (RGoB) for the Financial Year ended 30 June 2017 and summary of explanatory information, which comprise:

- i. Consolidated Receipts & Payments Statement and Schedules of forming part of it;
- ii. Summary of Original and Revised Budget Estimates and Variations with actual outcome;
- iii. Government Consolidated Account Reconciliation Statement;
- iv. Statement of outstanding loans;
- v. Statement of Equity Portfolio of the Government;
- vi. Statement of the Operations of Refundable Deposits Account, Revolving & Trust Funds; and
- vii. Statement of Revenue Collection for the fiscal year 2016-17

The audit was conducted by the RAA as required under the Audit Act of Bhutan 2006, the Public Finance Act of Bhutan 2007 & Public Finance (Amendment) Act 2012 and Financial Rules and Regulations 2001 & 2016.

In RAA's opinion, the aforementioned Financial Statements together with schedules attached thereto, including the Notes to Accounts, have been prepared, in all material respect in accordance with the Financial Rules and Regulations 2001 & 2016.

Basis of Opinion

The RAA conducted its audit in accordance with International Standard of Supreme Audit Institutions (ISSAIs). Our responsibilities under those standards are further described in the *Auditor's Responsibilities for the Audit of the Financial Statements* section of our report. We are independent of the Ministry of Finance in accordance with the ethical requirements that are relevant to our audit of the financial statements in Bhutan, and we have fulfilled our other responsibilities in accordance with these requirements. We believe that the audit evidence we have obtained is sufficient and appropriate to provide a basis for our opinion.

Other Matter

As per the information made available by the DPA, there are 530 Letter of Credit (LC) Accounts and 106 Project Letter of Credit (PLC) Accounts during the period under review. Of the total, the RAA had audited and issued report for 64% of the total accounts (303 LC Accounts and 106 PLC Accounts) as on 16/04/2018 for the Financial Year ended 30 June 2017. For the remaining Accounts, the RAA had verified the year-end accounts generated from the PEMS and relied on the controls instituted by the DPA.

Responsibility of the Ministry of Finance for the Financial Statements

The Ministry of Finance (MoF) is responsible for preparation of these financial statements in accordance with the Public Finance Act 2007 and Public Finance (Amendment) Act 2012 and Financial Rules & Regulations 2001 & 2016 and for such internal control as management determines is necessary to enable the preparation of financial statements that are free from material misstatement, whether due to fraud or error.

In preparing the financial statements, the Ministry is responsible for assessing the Government's ability to continue as a going concern, disclosing, as applicable, matters related to going concern and using the going concern basis of accounting unless the Ministry either intends to liquidate the Government or to cease operations, or has no realistic alternative but to do so.

Those charged with governance are responsible for overseeing the Government's financial reporting process.

RAA's Responsibility for the Audit of the Financial Statements

Our objectives are to obtain reasonable assurance about whether the Annual Financial Statements as a whole are free from material misstatement, whether due to fraud or error, and to issue auditor's report that includes our opinion.

Reasonable assurance is a high level of assurance but is not a guarantee that an audit conducted in accordance with International Standard on Supreme Audit Institutions (ISSAIs) will always detect a material misstatement when it exists. Misstatements can arise from fraud or error and are considered material if, individual or in aggregate, they could reasonably be expected to influence the decisions of users taken on the basis of these consolidated financial statements.


(Tshering Kozang)
Auditor General of Bhutan

Dated: 2018

Place: Thimphu

1. EXECUTIVE SUMMARY

The original budget for the Fiscal Year (FY) 2016-17 was Nu. 49,981.584 million with an estimated resources of Nu. 41,605.862 million resulting in fiscal deficit of Nu. 8,375.722 million and resource gap Nu. 7,631.475 million. During the FY, the budget was revised to Nu. 55,812.061 million and the resources to Nu. 48,941.674 million which reduced the fiscal deficit to Nu. 6,870.387 million and resource gap to Nu. 5,648.816 million.

However, at the close of the FY, the actual expenditure was Nu. 48,017.988 million with the total realized resources of Nu. 42,673.126 million. This resulted in improving the fiscal deficit to Nu. 5,344.862 million, which is 3.3% of Gross Domestic Product (GDP)¹.

With the borrowing of Nu. 3,227.662 million and repayment of Nu. 2,703.336 million, the resource gap stood at Nu. 4,820.536 million which is about 3.0% of GDP. The resource gap was financed through the issuance of Treasury Bills (T-Bills). The principal amount of T-Bills outstanding at the end of the FY was Nu. 9,959.919 million. With the redemption of closing balance of FY 2015-16 amounting to negative Nu. 4,531.634 million, the Government fund position at the close of the FY stood at Nu. 607.749 million.

The Government outstanding debt stock as on 30th June 2017 was Nu. 170,256.761 million (US\$ 2,633.719 million²) which is about 106.58% of GDP. The Government Equity Holdings and Government Guarantees as on 30th June 2017 were Nu. 49,477.620 million and Nu. 101.199 million³ respectively.

2. BASIS FOR PREPARATION

The Annual Financial Statements (AFS) reporting on the budgetary operations of the Royal Government of Bhutan (RGoB) for the FY 2016-17 has been prepared by the Department of Public Accounts (DPA) as per the provisions of the Public Finance Act, 2007 (PFA 2007) and its Amendment in 2012 and the Financial Rules and Regulations, 2016 (FRR 2016).

The financial statements are based on the monthly accounts of the budgetary bodies recorded in the Public Expenditure Management System (PEMS) and information received from other relevant agencies and organizations. The statements and schedules presented in the AFS reflect the financial position of the RGoB as on 30th June 2017.

3. FISCAL PERFORMANCE

The fiscal performance for the FY 2016-17 as reflected in the executive summary above has been summarized in the statement of comparison of budgets with that of actual outcomes and its financing presented in Table 1.

1 *GDP as per National Statistics Bureau is Nu. 159,742.599 million*

2 *Refer Table 21*

3 *Refer Table 22 & Table 23.*

Table 1: FINANCING AND VARIANCE FOR THE FY 2016-17

	Particulars	Nu. in million			% Variance		
		Original Budget	Revised Budget	Actual Outcomes	Original Vs Revised	Revised Vs Actual	Original Vs Actual
A	RESOURCES	41,605.862	48,941.674	42,673.126	17.6%	-12.8%	2.6%
1	Domestic Revenue	27,247.169	29,167.933	29,713.600	7.0%	1.9%	9.1%
i	Tax	19,599.564	21,078.490	21,706.997	7.5%	3.0%	10.8%
ii	Non-Tax	7,647.605	8,089.443	8,006.603	5.8%	-1.0%	4.7%
2	Other Receipts (Net)	20.000	195.469	(27.226)	877.3%	-113.9%	-236.1%
3	Grants	14,338.693	19,578.272	12,986.752	0.415	(0.142)	0.109
i	Programme grants	1,700.000	1,700.000	2,125.000	0.0%	25.0%	25.0%
a	Gol	1,700.000	1,700.000	2,125.000	0.0%	25.0%	25.0%
ii	Project-tied grants	12,638.693	17,878.272	10,861.752	41.5%	-39.2%	-14.1%
a	Gol	9,925.441	13,686.148	7,757.572	37.9%	-43.3%	-21.8%
b	Other Donors	2,713.252	4,192.124	3,104.180	54.5%	-26.0%	14.4%
B	OUTLAY	49,981.584	55,812.061	48,017.988	11.7%	-14.0%	-3.9%
1	Total Expenditure	51,884.364	57,714.841	49,966.611	11.2%	-13.4%	-3.7%
i	Current	25,387.034	25,054.849	24,129.587	-1.3%	-3.7%	-5.0%
ii	Capital	26,497.330	32,659.992	25,837.024	23.3%	-20.9%	-2.5%
2	Net Lending	(1,902.780)	(1,902.780)	(2,003.122)	0.0%	5.3%	5.3%
3	Advance/Suspense (Net)	-	-	54.499	-	-	-
C	OVERALL BAL-ANCE	(8,375.722)	(6,870.387)	(5,344.862)	-18.0%	-22.2%	-36.2%
D	FINANCING	8,375.722	6,870.387	5,344.862	-18.0%	-22.2%	-36.2%
1	Net Borrowing	744.247	1,221.571	524.326	64.1%	-57.1%	-29.5%
i	Borrowing	3,567.345	3,927.928	3,227.662	10.1%	-17.8%	-9.5%
a	Project-tied	920.745	1,057.921	402.753	14.9%	-61.9%	-56.3%
b	Program	2,646.600	2,870.007	2,824.909	8.4%	-1.6%	6.7%
ii	Repayment	2,823.098	2,706.357	2,703.336	-4.1%	-0.1%	-4.2%
a	External	2,813.904	2,697.163	2,694.142	-4.1%	-0.1%	-4.3%
b	Internal	9.194	9.194	9.194	0.0%	0.0%	0.0%
2	Resource (Gap)/Surplus	(7,631.475)	(5,648.816)	(4,820.536)	-26.0%	-14.7%	-36.8%
	Treasury Bills			9,959.919			

	Particulars	Nu. in million			% Variance		
		Original Budget	Revised Budget	Actual Outcomes	Original Vs Revised	Revised Vs Actual	Original Vs Actual
	Less: Resource Gap			(4,820.536)			
	Less: Redemption of closing balance of FY 2015-16			(4,531.634)			
3	Closing Balance			607.749			
	Cash			67.009			
	Bank			540.740			
<p><i>Note: To smoothen cash flow and finance resource gap, series of T-Bills with maturities ranging from 30 to 180 days were issued and redeemed. T-bills outstanding at the close of the FY is Nu. 9,959.919 million which is carried forward as domestic debt stock.</i></p>							

4. RECEIPTS AND PAYMENTS

The consolidated receipts and payments statement of the Government for the year ended 30th June 2017, is presented in Table 2 along with the sources and application of funds and the cost of debt servicing. The FY started with the negative balance of Nu. 4,531.634 million but ended with a balance of Nu. 607.749 million.

Table 2: CONSOLIDATED RECEIPTS AND PAYMENTS STATEMENT FOR THE YEAR ENDED 30 JUNE 2017

Receipts	Nu. in million	Payments	Nu. in million
Opening Balance:	(4,531.634)	Expenditure	49,966.611
i) Cash	57.943	i) Current	24,129.587
ii) Bank	(4,589.577)	ii) Capital	25,837.024
Internal Revenue	29,713.600	Repayment of Loans	2,703.336
i) Tax Revenue	21,706.998	i) Internal	9.194
ii) Non Tax Revenue	8,006.600	ii) External	2,694.142
External Grants	12,986.752	lendings	42.115
i) Cash	12,539.520	i) To Individuals	-
<i>o/w Program Grant (Gol)</i>	<i>2,125.000</i>	ii) To Corporations	42.115
ii) Kind	447.232		
Borrowings	13,187.581	Other payments	8,890.599
i) External	3,227.662		
<i>o/w Program Borrowing</i>	<i>2,824.909</i>	Increase in Advances/ Suspense	14,934.239
ii) Internal	9,959.919		
Recovery of Loans	2,045.237	Closing Balance	607.749
Other Receipts	8,863.373	i) Cash	67.009
Decrease in advances/Sus- pense	14,879.740	ii) Bank	540.740
TOTAL RECEIPTS	77,144.649	TOTAL PAYMENTS	77,144.649
<i>Note: To smoothen cash flow and finance resource gap, series of T-Bills with maturities ranging from of 30 to 180 days were issued and redeemed. T-bills outstanding at the close of the FY is Nu. 9,959.919 million which is carried forward as domestic debt stock.</i>			

Source: DPA, MOF

The main elements of the receipt and payments statements are presented individually from next section.

5. GOVERNMENT RECEIPTS BY SOURCES

The sources of government fund can broadly be categorised into four: revenue, grants, borrowings and recovery of loans. The details of receipts for the FY 2016-17 and the percentage composition of each source of receipts along with the percentage change is presented in Table 3.

Table 3: GOVERNMENT RECEIPTS BY SOURCES

Sl. No.	SOURCES	(Nu. in millions)		% of Total	% Change	% of GDP
		2015-16	2016-17			
1	Internal Revenue	28,075.611	29,713.600	44.48%	5.83%	18.60%
2	Grants	14,889.610	12,986.752	19.44%	-12.78%	8.13%
3	Borrowings	1,818.681	13,187.581	19.74%	625.12%	8.26%
	<i>a. Internal</i>	-	9,959.919	14.91%	0.00%	6.23%
	<i>b. External</i>	1,818.681	3,227.662	4.83%	77.47%	2.02%
4	Recovery of Loans	2,100.221	2,045.237	3.06%	-2.62%	1.28%
5	Other Receipts	8,115.681	8,863.373	13.27%	9.21%	5.55%
	Total	54,999.804	66,796.543	100.00%	21.45%	41.82%
GDP as per NSB Nu. 159,742.599						

Source: DRC, GNHC and DPA

5.1 DOMESTIC REVENUE

The total domestic revenue realized during the FY was Nu. 29,713.600 million, an increase of 6% from the preceding fiscal year mainly contributed by corporate income tax, sales tax from hotels and restaurants and the excise duty refund from GoI. Tax revenue accounted for 73% of the total revenue while non-tax revenue accounted for 27% of the total. The domestic revenue accounted for 18.6% of the GDP.

A statement of domestic revenue collected during the FY 2016-17 and its comparison to the FY 2015-16 is presented in Table 4.

Table 4: SUMMARY OF REVENUE COLLECTIONS

CODE	REVENUE HEADS	2015-16	2016-17	% Change	% of GDP
1	Tax Revenue	19,884.626	21,564.465	8.45%	13.50%
1.1	Direct Tax	12,200.094	12,345.794	1.19%	7.73%
1.1.1	Corporate Income Tax	7,459.579	8,170.299	9.53%	5.11%
1.1.2	Business Income Tax	1,175.298	1,276.903	8.65%	0.80%
1.1.3	Personal Income Tax	1,770.362	957.313	-45.93%	0.60%
1.1.4	Other Direct Tax Revenue	256.026	39.342	-84.63%	0.02%
1.1.5	Royalties	1,538.829	1,901.937	23.60%	1.19%
1.2	Indirect Tax	7,684.533	9,218.670	19.96%	5.77%
1.2.1	Bhutan Sales Tax	3,576.482	3,800.120	6.25%	2.38%
1.2.3	Excise Duty	2,483.068	3,579.663	44.16%	2.24%
1.2.4	Import Duty	597.392	562.563	-5.83%	0.35%
1.2.5	Other Indirect Tax	20.469	366.673	1691.36%	0.23%
1.2.6	Green Tax	1,007.121	909.652	-9.68%	0.57%
2	Non Tax Revenue	8,149.186	8,149.135	0.0%	5.10%
2.1	Fees, Dividends, Profits	8,028.736	7,935.625	-1.16%	4.97%
2.1.1	Administrative Fees & Charges	714.227	744.817	4.28%	0.47%
2.1.2	Revenue from Govt. Departments	498.478	281.577	-43.51%	0.18%
2.1.3	Dividends	3,785.694	4,041.255	6.75%	2.53%
2.1.5	Other Non-Tax Revenue	86.706	99.244	14.46%	0.06%
2.1.6	Interest on loan from corporations	2,154.954	1,894.664	-12.08%	1.19%
2.1.7	Transfer of Profits	788.678	874.067	10.83%	0.55%
2.2	Capital Revenue	120.450	213.510	77.26%	0.13%
	Total Revenue	28,033.812	29,713.600	5.99%	18.60%

Source: DRC, MoF

GDP as per NSB Nu. 159,742.599m

5.1.1 REVENUE GROWTH

The total domestic revenue increased by Nu. 1,679.788 million (5.99%) during FY 2016-17 from the previous fiscal year. The revenue growth was mainly from excise duty refund from GoI (Nu. 1,096.595m), corporate income tax (Nu.710.720m), royalties (Nu. 363.108 m), dividends (Nu. 255.561m) and sales tax (Nu.223.638m).

The revenue was adequate to finance 59.5% of the total expenditure for the FY 2016-17 as against 62.7% in the previous FY. The lower coverage of outlay by internal revenue in FY 2016-17 was due to increase in outlay in the fiscal year as compared to percentage increase in revenue. While the revenue grew by 5.99% in FY 2016-17 from the prior year, the total outlay increased by 11.8%.

5.2 EXTERNAL GRANTS

During the FY 2016-17, the Government received external grants of Nu. 12,986.752 million, a decrease of 12.8% compared to preceding FY. The GoI providing 76% of grant continues to be the major source of external grant. During the FY, the external grant was able to finance 26.0% of the total expenditure.

The summary of grants received are presented in the Table 5.

Table 5: INTERNATIONAL ASSISTANCE (GRANTS) RECEIVED

PARTICULARS	Nu. in millions		% Change	% of GDP
	2015-16	2016-17		
a) GOI	10,721.698	9,882.572	-7.83%	6.18%
1. Program Grant	1,275.000	2,125.000	66.67%	1.33%
2. Project Grant	9,446.698	7,757.572	-17.88%	4.85%
i. Cash	9,446.698	7,757.572	-17.88%	4.85%
ii. Kind	-	-	0.00%	0.00%
b) Other Donors	4,167.913	3,104.181	-25.52%	1.94%
1. Program Grant	1,065.015	-	-100.00%	0.00%
2. Project Grant	3,102.898	3,104.181	0.04%	1.94%
i. Cash	2,554.622	2,656.948	4.01%	1.66%
ii. Kind	548.276	447.233	-18.43%	0.28%
Total	14,889.611	12,986.753	-12.78%	8.12%

GDP (source NSB)

159,742.599

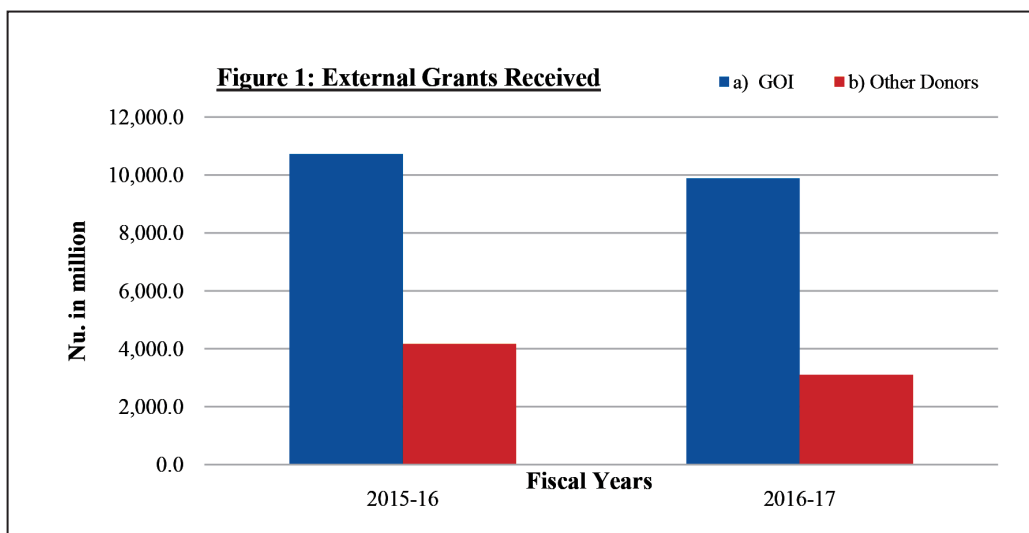


Figure 1: External Grants Received

5.3 BORROWINGS

5.3.1 INTERNAL BORROWINGS

During the FY, the Government has raised T-Bills with maturities ranging from 30 to 180 days from the domestic market to meet the cash shortfalls and finance resource gap. The principal amount of T-Bills outstanding at the end of FY was Nu. 9,959.919 million.

5.3.2 EXTERNAL BORROWINGS

The government has borrowed Nu. 3,227.662 million from external donors during the FY 2016-17 which included direct disbursement of Nu. 64.318 million by ADB for Urban Infrastructure Project and Nu. 6.298 million by JICA for rural electrification project. The external borrowing recorded an increase of Nu. 1,408.981 million (77.4%) as compared to the previous fiscal year.

The borrowings were mostly on concessional terms from bilateral and multilateral development partners. The summary of external borrowings during the FY 2016-17 is presented in Table 6.

Table 6: EXTERNAL LOANS RECEIVED DURING THE FY 2016-17

Sl. No.	Lender	Nu. in million		
		Cash	Kind	Total
1	Asian Development Bank	1,370.871	64.318	1,435.189
2	International Development Assistance	1,699.620	-	1,699.620
3	International Fund for Agriculture Development	44.359	-	44.359
4	Japan International Cooperation Agency	-	6.298	6.298
5	World Bank	42.196	-	42.196
TOTAL		3,157.046	70.616	3,227.662

Of the total external borrowing, Nu. 1,281.502 million was for Strengthening Economic Management Program from ADB and Nu. 1,543.407 million from IDA for fiscal sustainability and investment climate under Second Development Policy Credit.

The total external borrowing excludes borrowings from Government of India for the ongoing hydropower projects. During the FY the GoI has disbursed directly to the project authorities of Punatshangchhu I (Nu. 2,000.000 m), Punatshangchhu II (Nu. 8,494.686 m), Mangdechhu (Nu. 941.000 m) and Nikachhu Hydropower Project (Nu. 437.600 m).

The external borrowing during the FY is presented in Figure 2 below.

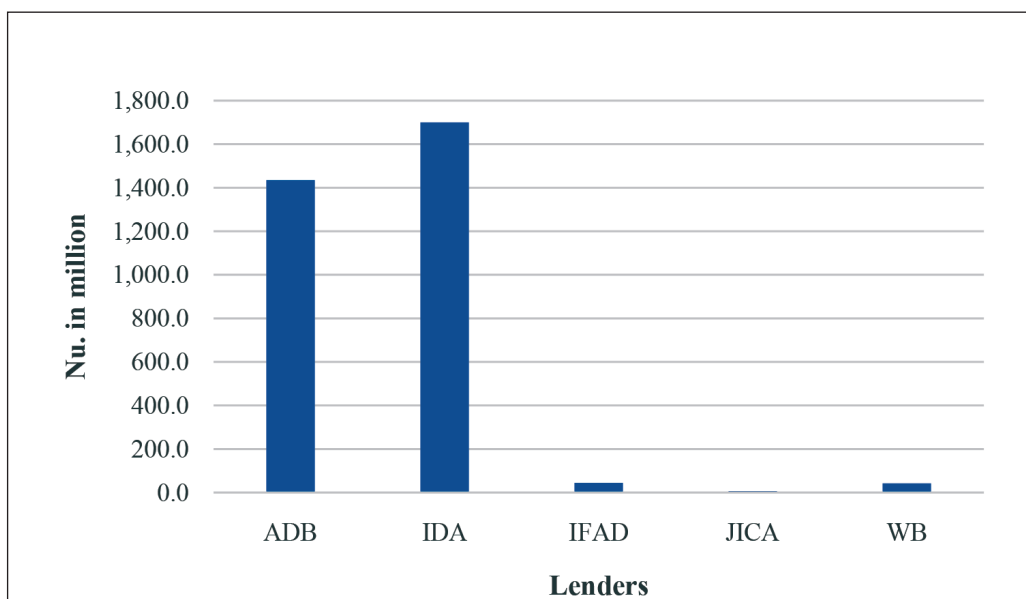


Figure 2: External Loans received during the FY 2016-17

5.4 RECOVERY OF LOANS

The receipt from recovery of loan principal during the fiscal year was Nu. 2,045.237 million as presented in the Table 7.

Table 7: STATEMENT OF RECOVERIES DURING THE FISCAL YEAR 2016-17

SL. No.	Lender	Projects	Nu. in million
A	External		2,011.426
1	ADB	BDFC ADB 0088/0089 BHU (SF) MSME	16.258
2	ADB	BDFC Loan BHU-1566	11.889
3	ADB	BDFC Loan BHU-934	1.858
4	ADB	Green Power Development Project (2463-BHU OCR)	41.917
5	ADB	Green Power Development Project (2464 -BHU ADF)	34.468
6	ADB	RE- I BHU 1375	8.304
7	ADB	RE-II BHU 1712	18.326
8	ADB	RE-III -BHU 2009	18.228
ADB Total			151.248
9	Austria	BHPCL (Lower Stage)	109.925
10	Austria	BHPCL (Upper Stage)	35.400
11	Austria	Dagachu Hydro Power Project	290.192
Austria Total			435.517
12	Denmark	Rural Telecom - 1674	47.526
Denmark Total			47.526
13	Gol	THPA	1,342.591
Gol Total			1,342.591
14	IFAD	BDFC Loan AMEPP BHU- 659	1.806
15	IFAD	BDFC Loan BHU-512	1.403
IFAD Total			3.209
16	JICA	RE-I (BPC)	31.335
JICA Total			31.335
B	Internal		33.811
17	RGoB	Purchase of Aircraft for Drukair	33.811
RGoB Total			33.811
Grand Total			2,045.237

Source: Department of Macroeconomic Affairs

5.5 OTHER RECEIPTS AND PAYMENTS

The statement of Other Receipts and Payments during the FY 2016-17 is presented in Table 8.

Table 8: STATEMENT OF OTHER RECEIPTS AND PAYMENTS FOR THE FY 2016-17

PARTICULARS RECEIPTS		(Nu. in millions)		
		PAYMENTS	NET	
A	BUDGET FUND ACCOUNT	1,823.346	0.001	1,823.345
I	Prior year expenses	102.011		102.011
ii	Prior year advances	60.523		60.523
iii	Advances	1.000		1.000
iv	Closing cash balances	68.058		68.057
v	Refundable External Grants	6.165		6.165
vi	Others *	76.379	0.001	76.378
vii	Others (LC/PLC)**	134.570		134.570
viii	Internal Funds***	195.000		195.000
ix	Recoupments from Refundable Deposits	1,179.640		1,179.640
B	NON-REVENUE ACCOUNT	2,659.633	0.000	2,659.633
i	Deposits as per BoBL	2,659.633	0.000	2,659.633
C	AGENCIES ACCOUNTS	4,380.395	8,890.599	-4,510.204
i	Revenue Receipts & Remittances	998.691	998.691	0.000
ii	Others Recoveries & Remittances	3,144.534	3,185.248	-40.714
iii	Miscellaneous Receipts & Payments	220.450	4,706.659	-4,486.209
iv.	Uncashed Cheques of FY 2016-17	16.720	0.000	16.720
TOTAL		8,863.374	8,890.599	-27.226

Source: Department of Public Accounts, Budgetary Bodies & Bank of Bhutan

* Others - includes funds transferred from Audit Recoveries Account (Nu. 70.740 million)

** Other (LCs/PLCs) - includes Nu. 127.406 million being surrender of fund balance of Bhutan Education City.

*** Internal fund pertains to fund transferred from Wangdue Phodrang Dzong Reconstruction Account.

Those categories under B and C have the detailed schedules included as part of this report.

6. OPERATIONAL RESULTS

6.1 GOVERNMENT EXPENDITURE

This section presents the application of government fund. The government uses its receipts to pay the following broad categories of expenditures:

1. Current
2. Capital
3. Lending
4. Repayment

The Table 9 shows a summary of government payments or expenditure during the FY 2016-17.

Table 9: SUMMARY OF EXPENDITURES

CATEGORY	(Nu. in million)		% Change	% of GDP
	2015-16	2016-17		
Expenditure:	44,688.447	49,966.611	11.8%	31.28%
Current	22,880.591	24,129.587	5.5%	15.11%
Capital	21,807.856	25,837.024	18.5%	16.17%
Repayments	3,034.163	2,703.336	-10.9%	1.69%
Internal	183.834	9.194	-95.0%	0.01%
External	2,850.329	2,694.142	-5.5%	1.69%
On Lending	214.889	42.115	-80.4%	0.03%
TOTAL	47,937.499	52,712.062	10.0%	33.00%

The total expenditure for the fiscal year 2016-17 increased by Nu. 4,774.563 million (10%) from the previous fiscal year.

Composition of government expenditure

The current and capital expenditure accounted for 94.8% of the total payments for the fiscal year 2016-17, and the capital expenditure accounted for 49.02% of the total expenditure. The capital expenditure has increased due to incorporation of external grants and loan funded projects besides incorporation of funds for the Employment Facilitation Program and Wangdue Dzong reconstruction project.

The loan repayments were 5.13% of the total, and on-lending accounted for 0.08% of the total payment.

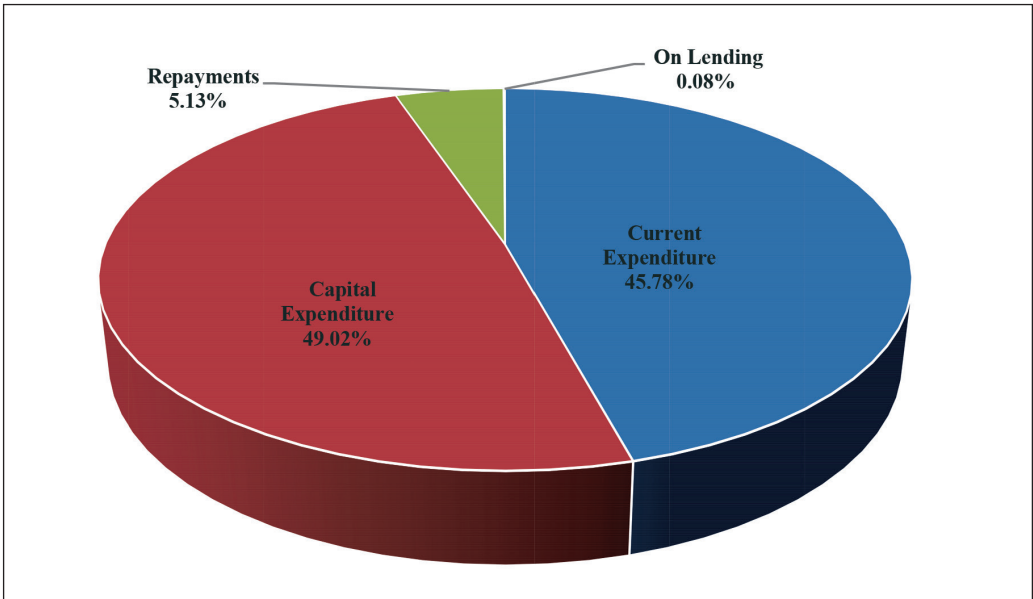


Figure 3: Composition of Expenditure for the FY 2016-17

6.1.1 CURRENT EXPENDITURE

The current expenditure for the fiscal year 2016-17 totaled to Nu. 24,129.587 million an increase by 5.5% from the previous fiscal year.

The five categories of current expenditure (Figure 6) combined accounted for 69.6% of the total current expenditure.

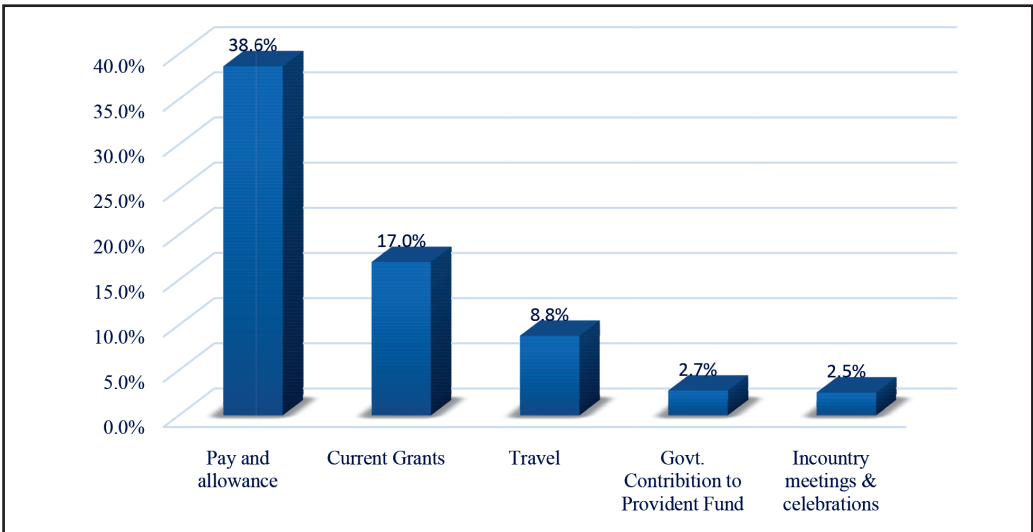


Figure 4: Top five current expenditures for FY 2016-17

The largest element in the current expenditure accounting for 38.6% of the total current expenditure is pay & allowances followed by current grants and travel with 17.0% and 8.8% respectively.

6.1.1.1 INTEREST PAYMENTS

The total interest payment made during the FY amounted to Nu. 1,998.715 million. This consists of Nu. 161.807 million on internal borrowings and Nu. 1,836.908 million on external borrowings. The summary of interest payments for FY 2015-16 and FY 2016-17 is presented below:

Table 10: STATEMENT OF INTEREST PAYMENTS

INTEREST	(Nu. in million)		% Change	% of Internal Revenue	% of Current Expenditure
	2015-16	2016-17			
On Internal Loans	78.000	161.807	107.4%	0.5%	0.7%
On External Loans	2,031.083	1,836.908	-9.6%	6.2%	7.6%
Total	2,109.083	1,998.715	-5.2%	6.7%	8.3%

Source: Department of Public Accounts

The statement of interest payment is also presented in a graphic form in figure 5 below.

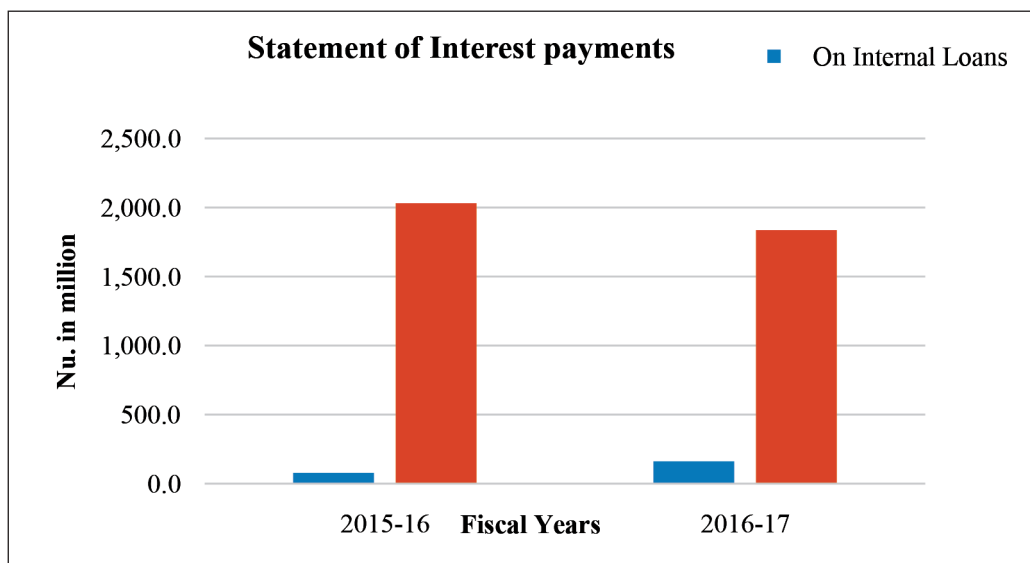


Figure 5: Interest Payments for the FY 2016-17

The detailed statement of interest payment during the FY is presented in Table 11.

**Table 11: STATEMENT OF INTEREST PAYMENT FOR THE FY 2016-2017:
BY LENDER**

Sl. No.	Lender	Nu. in million
A	EXTERNAL	
I	Asian Development Bank	
1	Multi Project - I 0637-BHU	0.678
2	Multi Project -II 0722 BHU	2.513
3	Chirang Hill Irrigation 0740-BHU	0.243
4	Road Mechanisation 0790-BHU	1.094
5	East West Highway 1265-BHU	2.503
6	Highland Livestock Development Project (HDLP) 0808-BHU	1.320
7	Industrial Estate 0900-BHU	0.239
8	Bhutan Development Finance Corporation (BDFC) 0934-BHU	0.605
9	Technical & Vocational Education Training 1035-BHU	1.789
10	Rural Electrification - I 1375-BHU	4.356
11	Financial Sector Development 1565-BHU	2.167
12	Development Finance Loan 1566-BHU	2.259
13	Urban Infrastructure Improvement 1625-BHU	3.759
14	Sustainable rural Electrification (RE-II) 1712-BHU	7.711
15	Health Care Reform 1762-BHU	5.166
16	Road Improvement 1763-BHU	7.879
17	Basic Skill Development 1830-BHU	5.343
18	Rural Electrification & Network Expansion (RE III) 2009-BHU	7.864
19	Road Network Project 2187-BHU	23.778
20	Urban Infrastructure Project 2258-BHU	20.132
21	Financial Sector Development Program 2279 - BHU	9.604
22	Financial Sector Development Program 2280 - BHU	1.166
23	Green Power Development Project (OCR) 2463 - BHU	38.648
24	Green Power Development Project (ADF) 2464 - BHU	53.699
25	SASEC Trade Facilitation Program Loan- 2955 - BHU	4.920
26	Strengthening Economic Management Program- 2994-BHU	8.485
27	Additional Financing for Dagachhu- 3034-BHU	21.188
	ADB Total	239.109

Sl. No.	Lender	Nu. in million
II	Government of Austria	
28	Basochhu Hydro Power Corporation - Lower Stage	35.317
29	Dagachu Hydropower Project	157.952
30	The Financing of RE	1.946
	AUSTRIAN Total	195.214
III	Government of India	
31	Tala Hydro Power Project	1,243.714
	GOI Total	1,243.714
IV	International Development Association	
32	Technical Assistance (TA) 1416-BHU	0.840
33	Forestry Development Project -I 1460-BHU	1.601
34	Bhutan Calcium Carbide Limited (BCCL) 1596-BHU	2.236
35	Primary Education Project (PEP) 1899-BT	1.131
36	Second Forestry Development Project -II 1900-BHU	0.220
37	Third Forestry Development Project -III 2533-BHU	1.714
38	Second Education Project (SEP) 3044-BHU	5.645
39	Rural Access Project (RAP) 3309-BHU	4.400
40	Urban Development Project 3310-BHU	4.132
41	Education Development Project (EDP) 3820-BHU	14.484
42	Decentralised Rural Development Project (DRDP) 4040-BHU	2.281
43	Development Policy Financing for Institutional Strengthening	5.216
44	Second Urban Development Project 47440 - BHU	3.923
45	First Development Policy Credit 48350-BT	11.425
46	Wildlife Protection Phase II-4983	0.950
47	Development Policy Credit I 5163-BT	44.118
48	Remote Rural Communities Development-5164 BHU	7.103
49	Urban Development Project 54310-BHU	2.011
50	Fiscal Sustainability Inv. Climate DPC- 5647 BHU	25.916
	IDA Total	139.345
V	International Fund for Agricultural Development	
51	Small Farms Development 050-BT	1.220
52	Trashigang-Mongar Area Development Project 178-BHU	1.120
53	Punakha-Wangdue Valley Development Project 223-BHU	0.958
54	First Eastern Zone Agriculture Project (FEZAP) 299-BHU	1.676

Sl. No.	Lender	Nu. in million
55	Second Eastern Zone Agriculture Project (SEZAP) 512-BT	3.578
56	Agri. Mkting & E/prise Promo. Prog. (AMEPP) 659-BT	5.982
57	Market Access and Growth Intensification Project (MAGIP) L-I-824-BT	3.786
58	CARLEP	1.010
	IFAD Total	19.329
VI	JICA	
59	Rural Electrification Phase -I JICA-BT-1	0.197
	JICA Total	0.197
	Total on External Loans	1,836.908
B	INTERNAL	
I	National Pension and Provident Fund	
60	Construction of staff quarters, Phuntsholing	4.980
II	Royal Monetary Authority	
61	Ways and Means Advances	8.959
III	Financial Institutions	
62	Treasury Bills	147.868
	Total on Internal Loans	161.807
	Grand Total	1,998.715

Source: Department of Macroeconomic Affairs, Department of Public Accounts

The ratio of domestic revenue to current expenditure for the FY 2016-17 is presented in Table 12.

Table 12: CURRENT EXPENDITURE AND DOMESTIC REVENUE COMPARISON

PARTICULARS	FISCAL YEARS	
	2015-16	2016-17
Current Expenditure	22,880.591	24,129.587
Domestic Revenue	28,033.812	29,713.600
% Coverage of current expenditure	123%	123%

Source: Department of Revenue and Customs and Budgetary Bodies

The constitution requires the government to “ensure that the cost of recurrent expenditures is met from the internal resources of the country”.

6.1.2 CAPITAL EXPENDITURE

The total capital expenditure for the FY 2016-17 was Nu. 25,837.024 million, an increase by Nu. 4,029.168 million or 18.5% as compared to the previous fiscal year.

The figure 6 presents five largest components of capital expenditure for the fiscal year 2016-17.

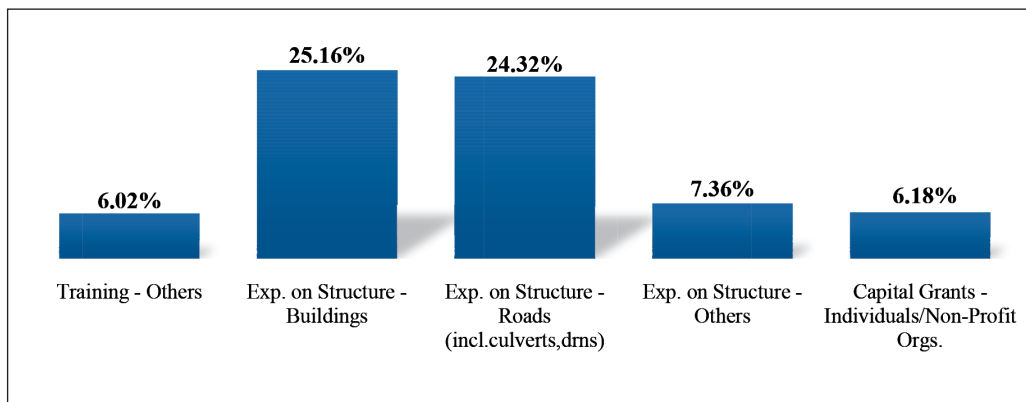


Figure 6: Top 5 Capital Expenditure for the FY 2016-17

The major portions of the expenditure were for the construction of buildings and roads. These two categories combined accounted for 49.48 % of the total capital expenditure. The capital grants to various institutions made up 7.0% of the total capital expenditure. The four Thromdes combined received 64.7% of the total capital grants.

The percentage coverage of capital expenditure and repayment by grants and borrowings is presented in Table 13:

Table 13: CAPITAL EXPENDITURE AND REPAYMENT COMPARED WITH GRANTS AND BORROWINGS

Particulars	Nu. in millions		% Change
	2015-16	2016-17	
Grants	14,889.610	12,986.752	-12.8%
Borrowings	1,818.681	13,187.581	625.1%
Total of Grants & Borrowings	16,708.291	26,174.333	56.7%
Capital Expenditure	21,807.856	25,837.024	18.5%
Repayment	3,034.163	2,703.336	-10.9%
Total of Capital & Repayment	24,842.019	28,540.360	14.9%
% Coverage of Capital Expenditure & Repayment by Grants & Borrowings	67.3%	91.7%	

6.1.2.1 SUBSIDIES AND TRANSFERS

The total subsidy and transfer payments during the FY 2016-17 was Nu. 3,449.307 million. 52.5% of the subsidy was for capital expenditure and 47.5% for current expenditure. The details of the subsidy is presented in the Table 14.

Table 14: SUBSIDIES AND TRANSFERS PROVIDED DURING THE FY 2016-17

Sl. No.	AGENCY	CURRENT	CAPITAL	TOTAL
1	Druk Gyalpo Relief Fund		36.506	36.506
2	Economic Stimulus Plan	40.000	253.963	293.963
3	Royal Construction Office, Paro		100.000	100.000
4	Sungchob Services	341.878		341.878
5	Bhutan Postal Corporation	52.868		52.868
6	Ability Bhutan Society		0.434	0.434
7	Bhutan Broadcasting Services Corporation	130.800	63.931	194.731
8	Bhutan Centre for Media and Democracy		0.858	0.858
9	Bhutan Chamber of Commerce & Industry	10.500		10.500
10	Bhutan Development Bank		18.217	18.217
11	Bhutan Media Foundation		3.630	3.630
12	Bhutan Nuns Foundation		1.588	1.588
13	Bhutan Transparency Initiative		4.370	4.370
14	Bhutan Tust Fund		45.150	45.150
15	Bhutan Youth Development Fund		9.347	9.347
16	Chithuen Phendhey Association		0.329	0.329
17	Druk Green Power Corporation		16.491	16.491
18	Drukair Corporation	165.679		165.679
19	Food Corporation of Bhutan	4.415		4.415
20	Journalists Association of Bhutan		1.600	1.600
21	Khesar Gyalpo University of Medical Sciences of Bhutan	53.076		53.076

Table 14: SUBSIDIES AND TRANSFERS PROVIDED DURING THE FY 2016-17

Sl. No.	AGENCY	CURRENT	CAPITAL	TOTAL
1	Loden Foundation		2.489	2.489
2	National Housing Development Corporation	15.000	8.538	23.538
3	Royal Insurance Corporation of Bhutan		14.930	14.930
4	Royal University of Bhutan	656.788		656.788
5	Sport Association / Agents	75.000	3.363	78.363
6	Tarayana Foundation		54.029	54.029
7	Gelephu Thromde	24.871	227.155	252.026
8	Phuntsholing Thromde	0.734	88.004	88.738
9	Samdrup Jongkhar Thromde	28.237	146.800	175.037
10	Thimphu Thromde	37.372	710.368	747.740
	Grand Total	1,637.217	1,812.090	3,449.307

6.1.3 LOAN REPAYMENTS

Total principal loan repayment during the FY 2016-17 was Nu. 2,703.336 million, 10.9% decrease compared to the previous FY. The principal repayment for both internal and external decreased by 95.0 % and 5.5% respectively. A statement of principal repayment of loans for the FY 2015-16 and FY 2016-17 is presented in Table 15.

Table 15: STATEMENT OF PRINCIPAL LOAN REPAYMENT

	(Nu. in million)		% Change
	2015-16	2016-17	
Repayments	3,034.163	2,703.336	-10.90%
Internal	183.834	9.194	-95.0%
External	2,850.329	2,694.142	-5.5%

The detailed repayment of principal loans is presented in the Table 16.

Table 16: STATEMENT OF PRINCIPAL REPAYMENTS DURING THE FY 2016-17

Sl. No.	Lenders	Nu. in million
A	External	
I	Asian Development Bank (ADB)	
1	Multi Project - I 0637-BHU	12.493
2	Multi Project -II 0722 BHU	29.520
3	Chirang Hill Irrigation 0740-BHU	2.826
4	Road Mechanisation 0790-BHU	15.321
5	East West Highway 1265-BHU	13.441
6	Highland Livestock Development Project (HDLP) 0808-BHU	12.904
7	Industrial Estate 0900-BHU	2.030
8	Bhutan Development Finance Corporation (BDFC) 0934-BHU	5.789
9	Technical & Vocational Education Training 1035-BHU	11.995
10	Rural Electrification - I 1375-BHU	19.188
11	Financial Sector Development 1565-BHU	5.256
12	Development Finance Loan 1566-BHU	5.163
13	Urban Infrastructure Improvement 1625-BHU	8.019
14	Sustainable rural Electrification (RE-II) 1712-BHU	27.781
15	Health Care Reform 1762-BHU	41.746
16	Road Improvement 1763-BHU	28.376
17	Basic Skill Development 1830-BHU	19.221
18	Rural Electrification & Network Expansion (RE III) 2009-BHU	24.654
19	Road Network Project 2187-BHU	70.043
20	Urban Infrastructure Project 2258-BHU	60.406
21	Financial Sector Development Program 2279 - BHU	42.484
22	Financial Sector Development Program 2280 - BHU	3.358
23	Green Power Development Project (OCR) 2463 - BHU	41.917
24	Green Power Development Project (ADF) 2464 - BHU	34.469
	ADB Total	538.400
II	Government of Austria	
25	Basochhu Hydro Power Corporation - Upper Stage	61.284
26	Basochhu Hydro Power Corporation - Lower Stage	151.582
27	Dagachhu Hydro Power Project	290.192
	AUSTRIAN Total	503.058

Sl. No.	Lenders	Nu. in million
III	Danish International Development Agency (DANIDA)	
28	Rural Telecommunication Network Project	47.526
	DANIDA Total	47.526
IV	Government of India	
29	Tala Hydro Power Project (THPP)	1,342.591
	GOI Total	1,342.591

Table 16: STATEMENT OF PRINCIPAL REPAYMENTS DURING THE FY 2016-17

Sl. No.	Lenders	Nu. in million
1	Technical Assistance (TA) 1416-BHU	6.861
2	Forestry Development Project -I 1460-BHU	11.433
3	Bhutan Calcium Carbide Limited (BCCL) 1596-BHU	15.105
4	Primary Education Project (PEP) 1899-BT	11.323
5	Second Forestry Development Project -II 1900-BHU	2.198
6	Third Forestry Development Project -III 2533-BHU	14.746
7	Second Education Project (SEP) 3044-BHU	18.525
8	Education Development project 3820-BT	40.365
9	Rural Access Project (RAP) 3309-BHU	14.363
10	Urban Development Project 3310-BHU	13.488
11	Decentralised Rural Development Project (DRDP) 4040-BHU	9.289
	IDA Total	157.695
VI	International Fund for Agricultural Development (IFAD)	
12	Small Farms Development 050-BT	8.556
13	Trashigang-Mongar Area Development Project 178-BHU	5.816
14	Punakha-Wangdue Valley Development Project 223-BHU	4.403
15	First Eastern Zone Agriculture Project (FEZAP) 299-BHU	6.507
16	Second Eastern Zone Agriculture Project (SEZAP) 512-BT	20.518
17	Agriculture Marketing & Enterprise Promotion Program (AMEPP) 659-BT	27.736

Sl. No.	Lenders	Nu. in million
	IFAD Total	73.537
VII	JICA	
18	Rural Electrification Phase -I JICA-BT-1	31.335
	JICA Total	31.335
	Total on External Loans	2,694.142
B	Internal	
VIII	NPPF	
19	Construction of staff quarter at Phuntsholing	9.194
	Total on Internal Loan	9.194
	Grand Total	2,703.336

6.1.4 ON-LENDING

The Public Finance (Amendment) Act of Bhutan 2012 permits government to borrow and on-lend to state enterprises and other legal entities. To achieve the rural electrification program by the end of 11FYP, the Government has availed concessional loans from bilateral and multilateral development partners.

During FY 2016-17, the Government has borrowed Nu. 35.816 million from ADB and Nu. 6.298 million from JICA as presented in Table 17. These amounts were on lent to BPCL to continue the rural electrification works.

Table 17: STATEMENT OF ON-LENDING DURING THE FY 2016-17

Sl. No.	Lender	Projects	Nu. in million
1	ADB	RREDP- BPC (RE V)	35.816
2	JICA	Rural Electrification Project (RE- I) BPC	6.298
		Total Lending	42.114

Source: Department of Macroeconomic Affairs

6.1.5 GOVERNMENT EXPENDITURE BY SECTOR

The Sector wise expenditure for the FY 2016-17 is presented the Table 18.

Table 18: SUMMARY OF EXPENDITURE BY SECTORS FOR THE FY 2016-17

Sectors	Expenditure					% of Total
	Current	Capital	Lend- ing	Repay- ment	Total	
Social Services	9,241.227	5,846.502	-	-	15,087.729	28.6%
Health Services	2,837.284	1,521.735	-	-	4,359.019	8.3%
Education Services	6,403.943	4,324.767	-	-	10,728.710	20.4%
Economic Services	3,680.943	11,377.887	-	-	15,058.830	28.6%
RNR Services	2,436.568	4,327.978	-	-	6,764.546	12.8%
Mining, Manuftg & Industries Services	91.267	51.566	-	-	142.833	0.3%
Transport & Communication Services	771.161	5,517.829	-	-	6,288.990	11.9%
Energy Services	98.506	806.992	-	-	905.498	1.7%
Other Economic Services	283.441	673.522	-	-	956.963	1.8%
Housing & Public Amenities Services	444.752	1,664.923	-	-	2,109.675	4.0%
General Public Services	8,054.467	4,419.977	42.115	2,703.336	15,219.895	28.9%
General Public Services	6,055.752	4,419.977	-	-	10,475.729	19.9%
Public Debt Services	1,998.715	-	42.115	2,703.336	4,744.166	9.0%
Religion & Cultural Services	819.255	1,758.808	-	-	2,578.063	4.9%
Public Order & Safety Services	1,888.943	768.926	-	-	2,657.869	5.0%
Total	24,129.587	25,837.023	42.115	2,703.336	52,712.061	100.0%

Source: Department of Public Accounts and Budgetary Bodies

The information in Table 18 is presented in a pie chart in Figure 7 to give a comparative look amongst different sectors.

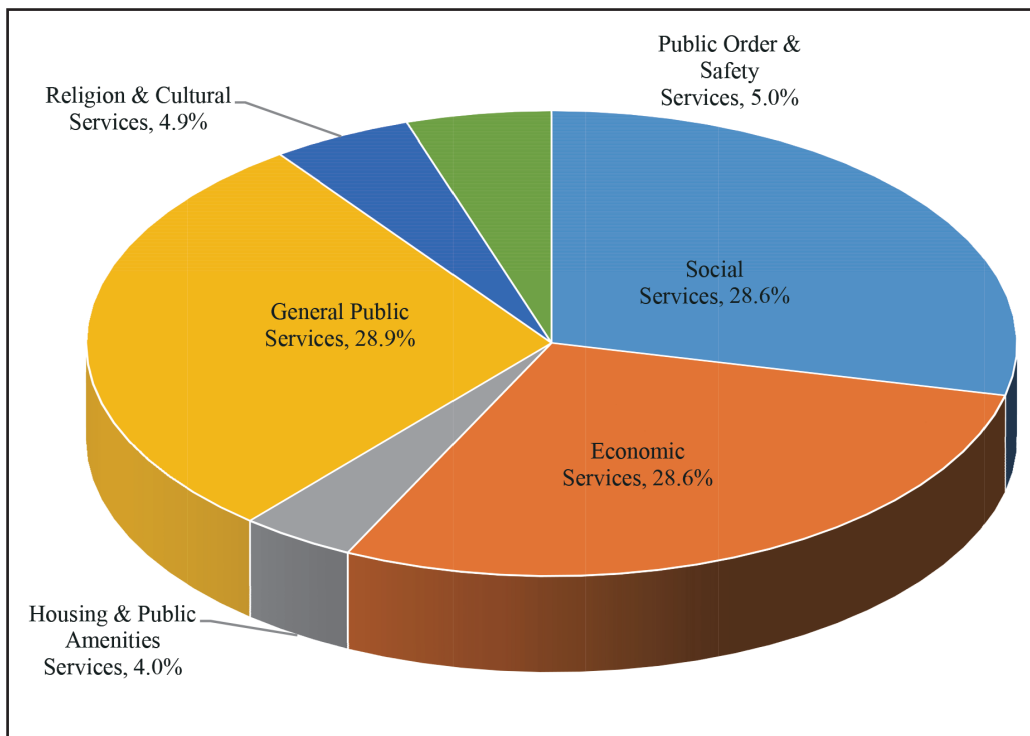


Figure 7: % of Expenditure composition by Sectors

The highest expenditure incurred was for general public services with 28.9% of the total expenditure followed by Economic Services and Social Services with 28.6% each. Other three sectors spent about 4-5% each of the total expenditure during the fiscal year.

7. BUDGET UTILISATION

A summary of revised budget estimates compared with the actual booked expenditure for the FY 2016-17 in respect of Autonomous, Constitutional bodies, Judiciary, Local Government (Dzongkhags, Gewogs & Thromde) and Ministries is presented in Table 19.

Table 19: STATEMENT OF VARIANCE BETWEEN REVISED BUDGET AND ACTUAL EXPENDITURE FOR THE FY 2016-17

SL. NO.	SUMMARY	REVISED BUDGET APPROPRIATIONS				ACTUAL ANNUAL EXPENDITURE				AMOUNT OF VARIATION				% VAR
		CURRENT	CAPITAL	LEND/REPAY	TOTAL	CURRENT	CAPITAL	LEND/REPAY	TOTAL	CUR-RENT	CAPITAL	LEND/REPAY	TOTAL	
1	Autonomous Agencies	3,028.676	2,570.439	0.000	5,599.115	2,879.666	1,920.082	0.000	4,799.748	149.010	650.357	0.000	799.367	14.3%
2	Constitutional Bodies	546.343	649.986	0.000	1,196.329	538.456	427.406	0.000	965.862	7.887	222.580	0.000	230.467	19.3%
3	Judiciary	280.661	251.169	0.000	531.830	269.217	201.185	0.000	470.402	11.444	49.984	0.000	61.428	11.6%
4	Local Government	8,783.162	8,491.523	0.000	17,274.685	8,523.852	7,416.548	0.000	15,940.401	259.310	1,074.975	0.000	1,334.284	7.7%
i	Dzongkhags	7,760.254	5,671.174	0.000	13,431.428	7,542.579	4,805.328	0.000	12,347.907	217.675	865.846	0.000	1,083.521	8.1%
ii	Gewogs	266.213	2,617.180	0.000	2,883.393	236.777	2,465.268	0.000	2,702.045	29.436	151.912	0.000	181.348	6.3%
iii	Thromdeys	756.695	203.169	0.000	959.864	744.496	145.952	0.000	890.448	12.199	57.217	0.000	69.416	7.2%
5	Ministries	12,416.007	20,696.875	2,827.123	35,940.005	11,918.396	15,871.803	2,745.451	30,535.650	497.611	4,825.072	81.672	5,404.355	15.0%
i	MoHCA	1,863.213	1,634.988	0.000	3,498.201	1,832.516	1,330.663	0.000	3,163.179	30.697	304.325	0.000	335.022	9.6%
ii	MoF	4,777.971	2,893.101	2,827.123	10,498.195	4,666.228	2,667.375	2,745.451	10,099.054	111.743	205.726	81.672	399.141	3.8%
iii	MoFA	651.917	141.093	0.000	793.010	599.043	113.611	0.000	712.655	52.874	27.482	0.000	80.355	10.1%
iv	MoAF	2,126.793	1,992.007	0.000	4,118.800	2,029.863	1,575.417	0.000	3,605.281	96.930	416.590	0.000	513.519	12.5%
v	MoEA	338.518	1,572.441	0.000	1,910.959	331.232	1,245.443	0.000	1,576.675	7.286	326.998	0.000	334.284	17.5%
vi	MoWHS	622.739	8,174.175	0.000	8,796.914	609.642	5,409.501	0.000	6,019.143	13.097	2,764.674	0.000	2,777.771	31.6%
vii	MoIC	263.819	984.515	0.000	1,248.334	253.921	754.095	0.000	1,008.016	9.898	230.420	0.000	240.318	19.3%
viii	MoH	1,027.282	1,039.410	0.000	2,066.692	962.171	821.582	0.000	1,783.753	65.111	217.828	0.000	282.939	13.7%

SL. NO.	SUMMARY	REVISED BUDGET APPROPRIATIONS			ACTUAL ANNUAL EXPENDITURE			AMOUNT OF VARIATION			% VAR			
		CURRENT	CAPITAL	LEND/REPAY	TOTAL	CURRENT	CAPITAL	LEND/REPAY	TOTAL	CUR-RENT		CAPITAL	LEND/REPAY	TOTAL
ix	MoE	498.020	1,618.258	0.000	2,116.278	394.163	1,432.231	0.000	1,826.394	103.857	186.027	0.000	289.884	13.7%
x	MoLHR	245.735	646.887	0.000	892.622	239.615	501.886	0.000	741.501	6.120	145.001	0.000	151.121	16.9%
GRAND TOTAL		25,054.849	32,659.992	2,827.123	60,541.964	24,129.587	25,837.024	2,745.451	52,712.061	925.262	6,822.968	81.672	7,829.903	12.9%

Note: Actual expenditure figures are exclusive of Advances and Suspenses

Summary and more detailed of Table 19 is presented in a graphic forms in figures 8 and 9 as below:

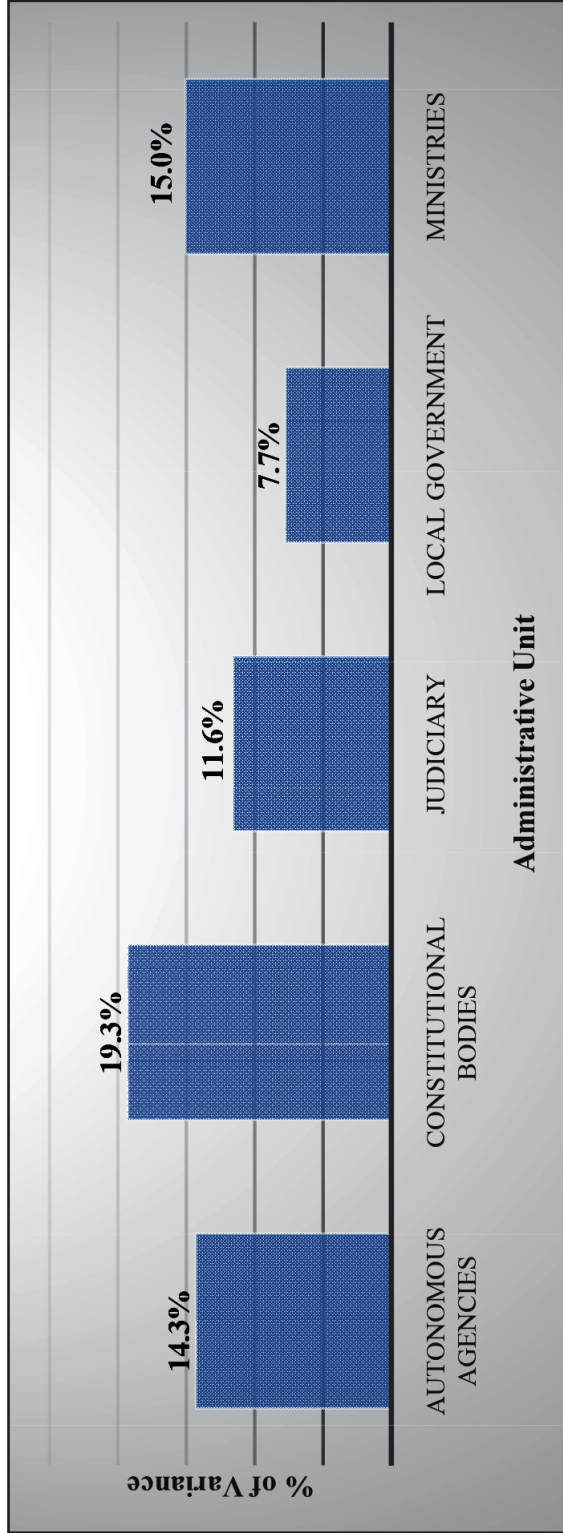


Figure 8: % Variance between budget and actual expenditure -excluding advances for FY 2016-17

The figure 8 shows percentage of total budget variance by different categories of administrative unit. In FY 2016-17, total budget variance were for the Constitutional offices combined was 19.3% followed by ministries 15% and autonomous bodies 14.3%.

Figure 9 below shows the % variance for Dzongkhags, Gewogs, Thromdes and individual Ministries.

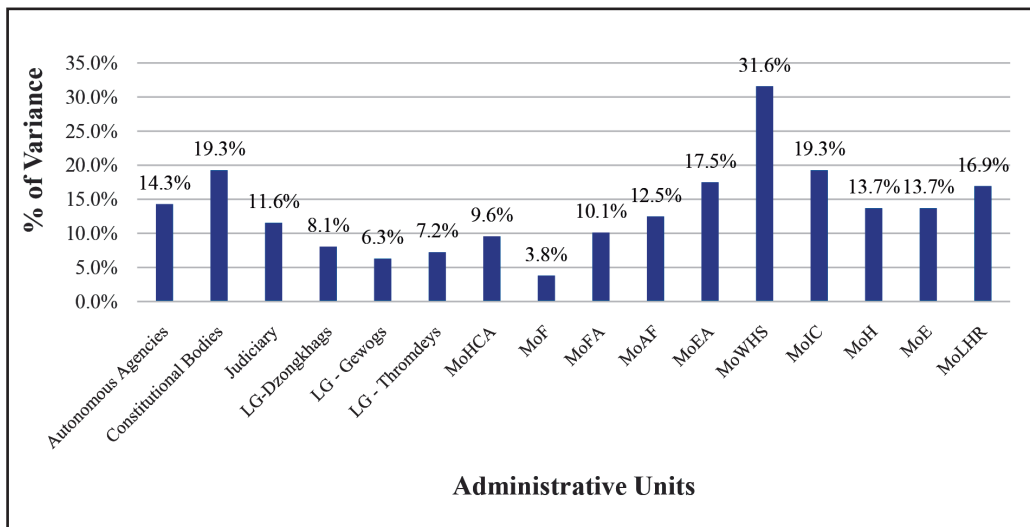


Figure 9: % of variance between budget and actual expenditure - excluding advances for the FY 2016-17

7.1 UTILIZATION OF CAPITAL BUDGET

During the FY 2016-17, out of the total revised capital budget of Nu. 32,659.992 million, the actual expenditure reported is Nu. 25,837.024 million. Capital budget variance is Nu. 6,822.968 million excluding advances, which is about 20.9% of the total capital budget as compared to 17.9% in the previous fiscal year.

Table 20: STATEMENT OF VARIANCE BETWEEN REVISED CAPITAL BUDGET AND ACTUAL EXPENDITURE FOR THE FY 2016-17

SL. NO.	ADMINISTRATIVE UNIT	CAPITAL BUDGET	CAPITAL EXPENDITURE	VARIANCE	% VAR
1	AUTONOMOUS BODIES	2,570.439	1,920.082	650.357	25.3%
2	CONSTITUTIONAL BODIES	649.986	427.406	222.580	34.2%
3	JUDICIARY	251.169	201.185	49.984	19.9%
5	LOCAL GOVERNMENT	8,491.523	7,416.548	1,074.975	12.7%
i	Dzongkhags	5,671.174	4,805.328	865.846	15.3%

SL. NO.	ADMINISTRATIVE UNIT	CAPITAL BUDGET	CAPITAL EXPENDITURE	VARIANCE	% VAR
ii	Gewogs	2,617.180	2,465.268	151.912	5.8%
iii	Thromdeys	203.169	145.952	57.217	28.2%
6	MINISTRIES	20,696.875	15,871.803	4,825.072	23.3%
i	Ministry of Home and Cultural Affairs	1,634.988	1,330.663	304.325	18.6%
ii	Ministry of Finance	2,893.101	2,687.375	205.726	7.1%
iii	Ministry of Foreign Affairs	141.093	113.611	27.482	19.5%
iv	Ministry of Agriculture and Forests	1,992.007	1,575.417	416.590	20.9%
v	Ministry of Economic Affairs	1,572.441	1,245.443	326.998	20.8%
vi	Ministry of Works and Human Settlements	8,174.175	5,409.501	2,764.674	33.8%
vii	Ministry of Information and Communications	984.515	754.095	230.420	23.4%
viii	Ministry of Health	1,039.410	821.582	217.828	21.0%
ix	Ministry of Education	1,618.258	1,432.231	186.027	11.5%
x	Ministry of Labour and Human Resources	646.887	501.886	145.001	22.4%
	GRAND TOTAL	32,659.992	25,837.024	6,822.968	20.9%

Note: Actual expenditure figures are exclusive of Advances

Table 20 is presented in a graphical representation as below:

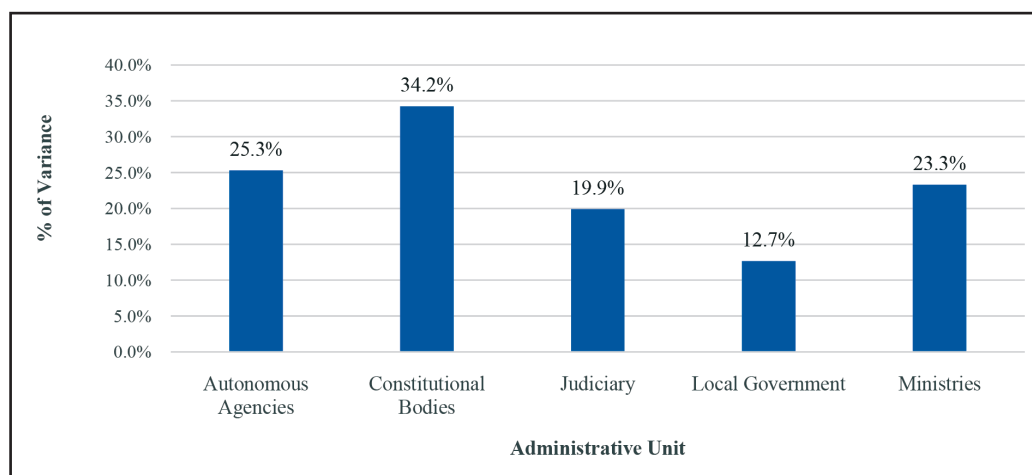


Figure 10: % Variance of capital budget and actual expenditure -excluding advances for FY 2016-17

Further breakdown of the above information is presented in the graph below:

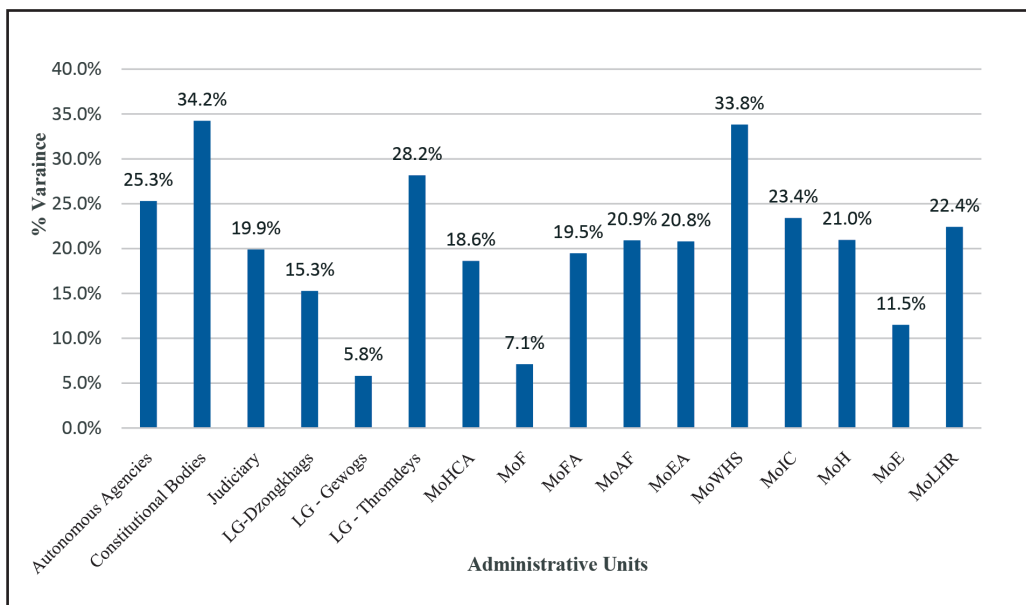


Figure 11: % Variance between capital budget and expenditure - excluding advances for the FY 2016-17

The highest **capital** budget variance in terms of amount and per cent of respective revised capital budget are as follows:

I. CONSTITUTIONAL OFFICES

- i. Royal Audit Authority Nu. 152.992 million (60.2%)
- ii. Royal Civil Service Commission Nu. 52.967 million (17.3%)
- iii. Election Commission of Bhutan Nu. 9.400 million (37.5%)

II. AUTONOMOUS BODIES

- i. Royal University of Bhutan Nu. 246.601 million (33.67%)
- ii. Council for Religious Affairs Nu. 65.807 million (20.8%)
- iii. Jigme Singye Wangchuck School of Law Nu. 47.519 million (13.9%)

III. MINISTRIES

- i. Ministry of Works & Human Settlement Nu. 2,764.674 million (33.8%)
- ii. Ministry of Agriculture and Forests Nu. 416.590 million (20.9%)
- iii. Ministry of Economic Affairs Nu. 326.998 million (20.8%)

IV. DZONGKHAGS

- i. Chhukha Dzongkhag Nu. 88.619 million (26.8%)
- ii. Haa Dzongkhag Nu. 85.243 million (23.2%)
- iii. Paro Dzongkhag Nu. 83.290 million (35.1%)

V. GEWOGS

- i. Darla Gewog, Chhukha Nu. 9.287 million (23.3%)
- ii. Bjena Gewog, Wangdue Phodrang Nu. 6.349 million (15.3%)
- iii. Bongo Gewog, Chhukha Nu. 5.757 million (24.2%)

VI. JUDICIARY Nu. 49.984 million (19.9%)

VII. THROMDE Nu. 57.217 million (28.2%)

8. ACHIEVEMENT OF FISCAL TARGETS

The fiscal outcomes and operational result achieved for the FY 2016 -17 are as below:

- Fiscal deficit maintained at 3.3% of GDP against the revised target of 4.06% of GDP.
- Domestic revenue fully covered the recurrent expenditure.
- Domestic revenue surplus financed 23% of the capital expenditure.
- Non-hydro debt was maintained at 22.7% of GDP against the target of 35% of GDP.
- Debt service was maintained at 25% of exports of goods and services.

9. GOVERNMENT DEBT POSITION

The total public debt outstanding (domestic & external debt) as on 30th June 2017 was Nu.170,256.761 million, which is about 106.6% of GDP. The increase in debt stock is mainly contributed by the disbursement for on-going hydropower projects from the Government of India and the outstanding T-bills. Of the total, domestic debt was Nu.10,057.344 million and external debt was Nu. 160,199.417 million (US\$ 2,478.141 million). The total external debt accounts for 100.1% of GDP. The total principal loan repayment during the fiscal year was Nu. 2,703.336 million.

9.1 DOMESTIC DEBT

As on 30th June 2017, domestic debt was Nu.10,057.344 million. The domestic debt comprises of Nu. 10,000.000 million of outstanding T-Bills issued for the cash management, financing resource gap and to facilitate timely release of funds to implement the externally funded projects. It also includes Nu. 57.344 million of loan availed from the NPPF for the construction of staff quarters at Phuentsholing hospital. Domestic debt accounted for 5.9% of the total public debt.

9.2 EXTERNAL DEBT

As on 30th June 2017, total external debt was Nu. 160,199.417 million (US\$ 2,478.141 million), accounting for 94.1 % of the total public debt. Of the total external debt, 25.6%

was convertible currency debt and 74.4% was Rupee debt. The Rupee debt includes Rs. 7,000.000 million Standby Credit Facility availed by the RMA from GoI for meeting balance of payment obligation.

Of the total external debt, hydropower debt was Nu. 123,881.575 million accounting for 77.3% of the total external debt. The non-hydropower debt stock was Nu. 36,317.841 million accounting for 22.7% of GDP , which is below the threshold of 35% of GDP as prescribed by Public Debt Policy 2016.

The outstanding Rupee loan from the Government of India stood at Rs. 119,207.690 million as on 30th June 2017 representing 70% of the Government's total outstanding debt. The details of the GoI Rupee debt are as below:

(i) Tala Hydro Power Project Authority	Rs. 2,013.887 million
(ii) Punatsangchhu Hydroelectric Project – I	Rs. 44,543.687 million
(iii) Punatsangchhu Hydroelectric Project – II	Rs. 35,982.186 million
(iv) Mangdechhu Hydroelectric Project	Rs. 29,230.330 million
(v) Standby Credit Facility - II	Rs. 3,000.000 million
(vi) Standby Credit Facility - III	Rs. 4,000.000 million
(vii) Nikachhu Hydro Power Project	Rs. 437.600 million
Total	Rs. 119,207.690 million

A summary of outstanding debt is presented on the next page:

Table 21: SUMMARY STATEMENT OF OUTSTANDING DEBT OF THE GOVERNMENT FOR THE PERIOD ENDED JUNE 30 2017

(Amounts in Agreement Currencies in Millions)

Sl. No.	LENDER AND PROJECTS	Loan Committed		Opening Balances as on 01/07/16 (Disbursement)	W I T H D R A W A L S			REPAYMENTS DURING THE YEAR			Closing Balances as on 30/06/17	Closing Balances in USD	
		Curr	Amount		Interest & Charges accrued during the year		Total Liability incurred during the year	Interest & S/Charges	Total	Interest & S/Charges			Total
					Interest	Fees & Charges							
A	INTERNAL	Nu.	75.070	4,656.115	59,612.518	201.421	-	59,813.939	54,251.370	161.340	54,412.710	10,057.344	155.578
i	RMA/BOBL/BNBL/BDL/DPNBL/TBank	Nu.	-	4,589.577	59,612.518	196.441	-	59,808.959	54,242.176	156.360	54,398.536	10,000.000	154.691
ii	National Pension and Provident Fund	Nu.	75.070	66.538	-	4.980	-	4.980	9.194	4.980	14.174	57.344	0.887
B	EXTERNAL: India	Rs.	167,749.797	115,393.815	11,873.286	1,758.433	-	13,631.719	8,059.411	1,758.433	9,817.844	119,207.690	1,844.036
C	EXTERNAL: Other than India	Nu.		40,512.127	3,813.056	598.133	24.743	4,435.932	1,341.425	620.891	1,962.316	40,991.727	634.105
i	International Dev. Association (IDA)	XDR	177.778	132.232	19.779	1.530	-	21.309	1.706	1.530	3.236	150.305	209.433
ii	Asian Development Bank (ADB)	XDR	223.799	143.640	15.901	2.177	-	18.077	5.424	2.177	7.601	154.117	214.744
iii	Asian Development Bank (ADB)	USD	121.000	52.189	8.677	0.770	-	9.448	0.637	0.770	1.408	60.229	60.229
iv	International Fund for Agriculture Dev.(IFAD)	XDR	38.496	25.826	0.368	0.213	-	0.580	0.807	0.213	1.020	25.386	35.372
v	Government of Austria (GoA)	Euro	95.428	65.516	-	2.355	0.329	2.684	6.867	2.684	9.551	58.649	66.941
vi	Government of Denmark (GoD)	Euro	13.008	0.650	-	-	-	-	0.650	-	0.650	0.000	0.000
vii	Japan International Cooperation Agency (JICA)	JPY	5,424.604	4,561.673	8.899	2.915	0.860	12.673	53.164	0.324	53.488	4,517.408	40.195

Sl. No.	LENDER AND PROJECTS	Loan Committed		Opening Balances as on 01/07/16 Principal (Disbursement)	W I T H D R A W A L S				REPAYMENTS DURING THE YEAR			Closing Balances as on 30/06/17	Closing Balances in USD
		Curr	Amount		Interest & Charges accrued during the year	Total Liability incurred during the year	Principal	Interest & S/Charges	Total				
					Interest	Fees & Charges							
viii	Germany (DEUTSCHE INVESTITIONS - DEG)	Euro	6.300	6.300	-	0.269	-	0.269	-	0.269	0.269	6.300	7.191
	Grand Total	Nu.		160.562.057	75.298.860	2.557.986	24.743	77.881.589	63.652.206	2.540.664	66.192.870	170.256.761	2.633.719
	Note: Exchange rates	USD	XDR	EURO	JPY(1000)								
		64.65	90.08	73.79	575.20								
	GDP (Source-NSB)	NL.	159.742.599										

Source: DMEA

10. SOVEREIGN GUARANTEE

The sovereign guarantee as on 30 June 2017 was Nu. 101.199 million which was 0.06 % of GDP. The guarantee was within the 5% threshold set by the Public Debt Policy 2016 for the sovereign guarantees. The statement of Govt. Guarantees as on 30th June, 2017 is presented in table 22.

TABLE 22: STATEMENT OF GOVERNMENT GUARANTEES AS OF 30 JUNE 2017

Sl. No.	Name of the beneficiary	Date of issue	Issued to	Purpose of Issue	Guaranteed Amount (Nu. in million)	Validity	Balance (Nu. in million)	Remarks
1	Dharma Industries, Social 3, People's Projects	30/06/07	Bhutan National Bank	Working Capital for establishment of industry to manufacture statues.	15.000	10 years	1.199	Sanctioned Nu. 9,988,042.98 against the guaranteed amount.
2	Bhutan Development Bank Ltd.	02/04/08	National Pension and Provident Fund	Rural Credit including SME	400.000	10 years	100.000	Total loan Nu.500 million. Guaranteed amount is Nu. 400 million.
TOTAL					415.000		101.199	

11. GOVERNMENT'S EQUITY PORTFOLIO

The Government Equity Holdings in various corporations was Nu. 108,424.000 million as on 30th June 2017, which is an increase by Nu. 83.021 million compared to the previous fiscal year. The government held equity in seventeen corporations including DHI.

The statement of Government equity portfolio is presented in Table 23.

TABLE 23: STATEMENT OF GOVERNMENT EQUITY PORTFOLIO FOR THE YEAR ENDED 30TH JUNE 2017

Sl. No	Corporations	Shareholding as on 1/07/2016				Investment		Divestment/ Transfer		Shareholding as on 30/06/2017		
		No. of shares	Value (Nu)	% Hold- ing	Face value	No. of shares	Amount (Nu)	No. of share	Amount (Nu)	No. of shares	Value (Nu)	% Hold- ing
I	Manufacturing	453,975,966	47,875,440		2,500.00	1,032,029	103.200	-	-	455,007,995	47,978.640	
1	Army Welfare Project	25,200	25.200	100%	1,000.00					25,200	25.200	100%
2	Bhutan Agro Industries Limited	290,636	29.060	100%	100.00					290,636	29.060	100%
3	National Housing Dev. Corpn.	2,727,961	2,727.960	100%	1,000.00					2,727,961	2,727.960	100%
4	Kuensel Corporation	255,000	25.500	51%	100.00					255,000	25.500	51%
5	Druk Holding & Investments Ltd	450,677,169	45,067.720	100%	100.00	198,729	19.870			450,875,898	45,087.590	100%
6	Bhutan Livestock Dev. Corp.				100.00	333,300	33.330			333,300	33.330	100%
7	Menjongsorig Pharmaceutical Corp.				100.00	500,000	50.000			500,000	50.000	100%
II	Trading	1,330,441	146.540		1,200.00	300,000	30.000	-	-	1,630,441	176.540	
8	Food Corporation of Bhutan	15,000	15.000	100%	1,000.00					15,000	15.000	100%
9	Bhutan Lottery Ltd	160,000	16.000	100%	100.00	300,000	30.000			460,000	46.000	100%
10	Bhutan Duty Free Ltd	1,155,441	115.540	100%	100.00					1,155,441	115.540	100%
III	Services	8,204,303	820.740		500.00	-	-	-	-	8,204,303.00	820.440	
11	Bhutan Postal Corporation	235,952	23.600	100%	100.00					235,952	23.600	100%
12	Bhutan Broadcasting Service Limited	1,308,351	130.840	100%	100.00					1,308,351	130.840	100%
13	Royal Bhutan Helicopter Services Ltd	6,000,000	600.000	100%	100.00					6,000,000	600.000	100%

Sl. No	Corporations	Shareholding as on 1/07/2016				Investment		Divestment/ Transfer		Shareholding as on 30/06/2017		
		No. of shares	Value (Nu)	% Hold- ing	Face value	No. of shares	Amount (Nu)	No. of share	Amount (Nu)	No. of shares	Value (Nu)	% Hold- ing
14	Farm Machinery Corpora- tion Ltd	330,000	33.300	100%	100.00					330,000	33.000	100%
15	Green Bhutan Corporation Ltd	330,000	33.000	100%	100.00					330,000	33.000	100%
IV	Financial Institutions	637,024	502.000		1,100.00	-	-	-	-	637,024	502.000	
16	Bhutan Development Bank Ltd	487,024	487.000	96.00%	1,000.00					487,024	487.000	96%
17	Rural Enterprise Dev. Corpn. ⁸	150,000	15.000	100%	100.00					150,000	15.000	100%
	TOTAL	464,147,734	49,344.720	-	5,300.00	1,332,029	133.200	-	-	465,479,763	49,477.620	

Source: Department of Macroeconomics Affairs. The government holds 100% equity in all fifteen corporations, except for Kuensel Corporation Limited (51%) and Bhutan Development Bank Limited (96%).

Further, Government holds shares in other corporation through DHI as detailed below:

TABLE 24: STATEMENT OF GOVERNMENT EQUITY PORTFOLIO FOR THE YEAR ENDED 30TH JUNE 2017

Sl. No	Corporations	Shareholding as on 1/07/2016			Investment		Divestment/ Transfer		Shareholding as on 30/06/2017			
		No. of shares	Value (Nu)	% Hold- ing	Face value	No. of shares	Amount (Nu)	No. of share	Amount (Nu)	No. of shares	Value (Nu)	% Hold- ing
	Shareholdings through DHI											
I	Manufacturing	133,175,993	43,892,450		2,540.00	398,300	219,830	-	-	133,574,293	44,112,280	
1	Penden Cement Authority Limited	15,210,740	152,110	44.74%	10.00					15,210,740	152,110	44.74%
2	Bhutan Board Products Limited	6,683,340	66,830	47.74%	10.00					6,683,340	66,830	47.74%
3	Bhutan Ferro Alloys Limited	3,859,460	38,590	25.73%	10.00					3,859,460	38,590	25.73%
4	Natural Resource Dev. Corp.	450,000	45,000	100%	100.00					450,000	45,000	100%
5	Dungsam Cement Corporation	63,739,480	6,373,950	100%	100.00					63,739,480	6,373,950	100%
6	Dungsam Polymers	4,218,900	42,190	51%	10.00					4,218,900	42,190	51%
7	Druk Green Power Corporation	30,712,866	30,712,870	100%	1,000.00					30,712,866	30,712,870	100%
8	Koufuku International Pvt. Ltd	150,000	15,000	30%	100.00					150,000	15,000	30%
9	Construction Dev. Corp. Ltd	6,256,430	6,256,430	100%	1,000.00	200,000	200,000			6,456,430	6,456,430	100%
10	Wood Craft Centre Limited	733,177	73,320	100%	100.00					733,177	73,320	100%
11	State Mining Corporation Ltd	1,161,600	116,160	100%	100.00	198,300	19,830			1,359,900	135,990	100%
II	Trading	9,176,050	91,760		10,000	-	-	-	-	9,176,050	91,760	
12	State Trading Corpn. of Bhutan	9,176,050	91,760	51%	10.00					9,176,050	91,760	51.00%
III	Services	33,215,123	11,492,790		2,200.00	-	-	-	-	33,215,156	11,492,790	
13	Druk Air Corporation	22,252,111	2,225,210	100%	100.00					22,252,111	2,225,210	100.00%
14	Bhutan Telecom Corporation	854,082	854,080	100%	1,000.00					854,082	854,080	100.00%
15	Bhutan Power Corporation	8,225,118	8,225,120	100%	1,000.00					8,225,118	8,225,120	100.00%
16	Thimphu TechPark Ltd.	1,883,812	188,380	100%	100.00					1,883,845	188,380	100.00%
IV	Financial Institutions	89,117,460	2,079,180		1,020.00	1,200,000	1,200,000	2,962,697	29,630	87,354,763	3,249,550	

Sl. No	Corporations	Shareholding as on 1/07/2016				Investment		Divestment/ Transfer		Shareholding as on 30/06/2017		
		No. of shares	Value (Nu)	% Hold- ing	Face value	No. of shares	Amount (Nu)	No. of share	Amount (Nu)	No. of shares	Value (Nu)	% Hold- ing
17	Bhutan National Bank	40,819,960	408,200	11.50%	10.00			2,962,697	29,630	37,857,263	378,570	11.50%
18	Bank of Bhutan	1,200,000	1,200,000	80%	1,000.00	1,200,000				2,400,000	2,400,000	80.00%
19	Royal Insurance Corpn. of Bhutan	47,097,500	470,980	39.25%	10.00					47,097,500	470,980	39.25%
	TOTAL	264,684,626	57,556,180	-	5,770.00	1,598,300	1,419,830	2,962,697	29,630	263,320,262	58,946,380	

12. CONSOLIDATED FUND ACCOUNT

The fiscal year 2016-17 started with the negative Government Consolidated Accounts (GCA) of Nu. 4,589.577million and ended with Nu. 540.740 million. The reconciliation of the Government Consolidated Fund Account is presented in the Table 25 below.

Table 25: RECONCILIATION OF GOVERNMENT CONSOLIDATED ACCOUNT FOR THE FY 2016-17

Sl. No.	Particulars	Nu. in million
1	Opening balance as on July 1, 2016	(4,589.577)
2	Receipts during the year	115,791.341
	Budget Fund Account (DPA)	82,227.648
	Revenue Account (BoBL)	30,904.060
	Non-Revenue Account (BoBL)	2,659.633
3	Payments during the year	(110,661.374)
	Budget Fund Account (DPA)	52,702.582
	LC Withdrawals (BoBL)	56,768.331
	Revenue Refunds (BoBL)	1,190.461
4	Closing Balance as on 30 June 2017 (DPA)	540.390
5	RECONCILIATION:	
6	Closing Balance as on 30 June 2017 (BoBL)	540.740
7	Add:	
	a) Credits (Deposits) as per DPA but not in BoBL	0.650
8	Less:	
	a) Credit (Deposits) as per BoBL but not in DPA	1.000
9	Closing Bank Balance as on 30 June 2017 (DPA)	540.390

Source: DPA, DRC and BoB

13. GOVERNMENT BUDGET FUND ACCOUNT

Reconciliation of Government Budget Fund Account for the FY 2016-17 is presented in the Table 26 below.

Table 26: RECONCILIATION OF GOVERNMENT BUDGET FUND ACCOUNT FOR THE FY 2016-17

Sl. No.	PARTICULARS	Nu. in million	REMARKS
1	Closing Balance as per Bank Statement as of 30.06.2017	29,525.417	
2	Add:		
	Credits as per Cash Book but not in BoB	0.650	Annex - 1
3	Less:		
	Credits as per BoB but not in Cash Book	1.000	Annex - 2
4	Closing Balance as per Cash Book as of 30.06.2017	29,525.067	

Source: DPA and BoB

Annexure - 1 : CREDITS AS PER CASH BOOK BUT NOT IN BANK			
Sl. No.	PARTICULARS	Nu. in million	
	Deposits of FY 2016-2017 credited by BoBL in FY 2017-2018		
i.	Additional fund for const. of pre-trial centre-LC/201.01	0.650	
	Total of A	0.650	

Annexure - 2 : CREDITS AS PER BANK BUT NOT IN CASH BOOK			
SL. No.	PARTICULARS	Nu. in million	
	Deposits of FY 2015-16 credited by BOB in FY 2016-17_		
i.	Closing cash balance for PLC 204.01/2007	1.000	
	Total of A	1.000	

Source: DPA and BoB

14. REFUNDABLE DEPOSIT, REVOLVING AND TRUST FUNDS ACCOUNTS

The statement of operations of Refundable Deposit Account, Trust Fund Accounts and Revolving Fund Accounts for the year ended 30th June 2017 is presented in the Table 27 below.

Table 27: STATEMENT OF REFUNDABLE DEPOSIT, REVOLVING FUND AND TRUST FUND ACCOUNTS FOR THE FY 2016-17

Sl. No.	Operating Agency	Opening Balance	Receipts	Payments	Closing Balance
1	Refundable Deposits Account	774.376	983.249	1,181.140	576.484
2	Bhutan Trust Fund for Environmental Conservation	3,237.888	354.876	137.852	3,454.912
3	Bhutan Health Trust Fund	1,496.040	361.288	218.722	1,658.316
4	Cultural Heritage Trust Fund	4.183	-	-	4.183
5	Revolving Fund Account for Two Wheelers, MoAF	4.673	2.193	-	6.866
6	National Centre for Animal Health	11.083	1.842	1.660	11.265
7	Sales Proceeds Revolving Fund of National Plant Protection Centre	16.414	23.968	20.482	19.900
8	Bhutan Information Communication and Media Authority	265.022	53.494	50.132	268.384
Total		5,809.678	1,780.909	1,609.988	6,000.310

Source: BoBL, BNBL

15. OPERATION OF CURRENT DEPOSIT (CD) ACCOUNTS

Presented below in Table 28 is the summary of Current Deposit accounts that were in operation as on 30 June 2017. The detailed schedule of current deposit accounts is also included as separate schedule in the report.

Table 28: SUMMARY OF CURRENT DEPOSIT (CD) ACCOUNTS AS ON JUNE 2017

Sl. No.	CD Account Type	Number of Accounts	Closing Balance [Nu. in million]
1	Gewogs	205	21.995
2	Judiciary	25	120.262
3	Municipalities	22	602.067
4	Others	169	7,149.613
Total		421	7,893.937

Source: BoB, BNB & BDBL

SCHEDULE 1: SCHEDULE OF REVISED BUDGET AND ACTUAL EXPENDITURE COMPARISON FOR THE FISCAL YEAR 2016-2017

AMOUNT IN MILLION OF NGULTRUMS

AU CODE	ADMINISTRATIVE UNIT	REVISED BUDGET APPROPRIATIONS			ACTUAL ANNUAL EXPENDITURE			AMOUNT OF VARIATION			% VAR			
		CURRENT	CAPITAL	LEND/REPAY	TOTAL	CURRENT	CAPITAL	LEND/REPAY	TOTAL	CUR-RENT		CAPITAL	LEND/REPAY	TOTAL
101.01	HIS MAJESTY'S SECRETARIAT	34.622	1.750	-	36.372	33.474	1.173	-	34.647	1.148	0.577	-	1.725	4.7%
102.01	HIS MAJESTY'S SECRETARIAT (4TH KING)	26.183	0.100	-	26.283	23.194	0.100	-	23.294	2.989	0.000	-	2.989	11.4%
103.01	NATIONAL ASSEMBLY OF BHUTAN	115.255	6.314	-	121.569	111.984	6.143	-	118.127	3.271	0.171	-	3.442	2.8%
104.01	NATIONAL COUNCIL OF BHUTAN	86.326	12.025	-	98.351	83.820	10.677	-	94.496	2.506	1.348	-	3.855	3.9%
105.01	COUNCIL FOR RELIGIOUS AFFAIRS	640.290	315.822	-	956.112	635.466	250.015	-	885.481	4.824	65.807	-	70.631	7.4%
111.01	CABINET SECRETARIAT	64.578	59.896	-	124.474	60.713	39.374	-	100.087	3.865	20.522	-	24.387	19.6%
112.01	OFFICE OF THE ATTORNEY GENERAL	38.729	3.829	-	42.558	37.301	3.864	-	41.165	1.428	(0.035)	-	1.393	3.3%
113.01	BHUTAN OLYMPIC COMMITTEE	36.797	165.546	-	202.343	32.035	131.726	-	163.761	4.762	33.820	-	38.582	19.1%
114.01	DZONGKHA DEVELOPMENT COMMISSION	21.369	5.118	-	26.487	20.937	4.872	-	25.809	0.432	0.246	-	0.678	2.6%
115.01	NATIONAL LAND COMMISSION	170.893	88.684	-	259.577	149.234	47.515	-	196.749	21.659	41.169	-	62.828	24.2%
116.01	CENTRE FOR BHUTAN STUDIES AND GNH RESEARCH	26.233	81.300	-	107.533	24.985	37.310	-	62.295	1.248	43.990	-	45.238	42.1%
117.01	GROSS NATIONAL HAPPINESS COMMISSION	41.894	91.792	-	133.686	37.526	79.888	-	117.415	4.368	11.904	-	16.271	12.2%
118.01	NATIONAL ENVIRONMENT COMMISSION	33.343	112.738	-	146.081	29.870	80.798	-	110.668	3.473	31.940	-	35.413	24.2%
119.01	ROYAL INSTITUTE OF MANAGEMENT	51.348	42.538	-	93.886	45.456	31.834	-	77.289	5.892	10.704	-	16.597	17.7%
120.01	ROYAL UNIVERSITY OF BHUTAN	2.889	734.419	-	737.308	2.700	487.818	-	490.518	0.189	246.601	-	246.790	33.5%
121.01	NATIONAL STATISTICS BUREAU	241.145	10.702	-	251.847	218.139	3.328	-	221.468	23.006	7.374	-	30.379	12.1%

AU CODE	ADMINISTRATIVE UNIT	REVISED BUDGET APPROPRIATIONS				ACTUAL ANNUAL EXPENDITURE				AMOUNT OF VARIATION				% VAR
		CURRENT	CAPITAL	LEND/ REPAY	TOTAL	CURRENT	CAPITAL	LEND/ REPAY	TOTAL	CUR-RENT	CAPITAL	LEND/ REPAY	TOTAL	
122.01	BHUTAN NARCOTICS CONTROL AUTHORITY	17,188	9,419	-	26,607	14,922	9,048		23,970	2,266	0,371	-	2,637	9.9%
123.01	BHUTAN INFORMATION COMMUNICATION MEDIA AUTHORITY	20,293	130,850	-	151,143	17,446	114,074		131,520	2,847	16,776	-	19,623	13.0%
125.01	DRUG REGULATORY AUTHORITY	13,967	4,982	-	18,949	13,065	4,628		17,693	0,902	0,354	-	1,256	6.6%
126.01	TOURISM COUNCIL OF BHUTAN	61,712	68,015	-	129,727	55,057	54,868		109,925	6,655	13,147	-	19,802	15.3%
127.01	NATIONAL COMMISSION FOR WOMEN & CHILDREN	15,275	29,665	-	44,940	14,310	26,808		41,118	0,965	2,857	-	3,822	8.5%
128.01	ROYAL EDUCATION COUNCIL	39,252	36,941	-	76,193	38,645	34,772		73,417	0,607	2,169	-	2,776	3.6%
129.01	BHUTAN COUNCIL FOR SCHOOL EXAMINATION & ASSESSMENT	117,229	14,081	-	131,310	113,166	13,739		126,905	4,063	0,342	-	4,405	3.4%
130.01	ROYAL PRIVY COUNCIL	17,027	3,925	-	20,952	12,620	0,426		13,045	4,407	3,499	-	7,907	37.7%
131.01	BHUTAN STANDARD BUREAU	28,220	5,086	-	33,306	27,616	4,926		32,541	0,604	0,160	-	0,765	2.3%
132.01	KHESAR GYALPO UNIVERSITY OF MEDICAL SCIENCES OF BHUTAN	44,271	66,018	-	110,289	39,497	43,468		82,965	4,774	22,550	-	27,324	24.8%
133.01	JIGME SINGYE WANGCHUCK SCHOOL OF LAW	17,350	341,044	-	358,394	15,959	293,525		309,484	1,391	47,519	-	48,910	13.6%
134.01	BHUTAN NATIONAL LEGAL INSTITUTE	19,410	12,103	-	31,513	17,936	10,204		28,141	1,474	1,899	-	3,372	10.7%
135.01	CIVIL SOCIETY ORGANIZATIONS AUTHORITY	3,955	2,841	-	6,796	3,136	1,359		4,494	0,819	1,482	-	2,302	33.9%
136.01	JIGME DORJI WANGCHUCK NATIONAL REFERRAL HOSPITAL	960,187	99,866	-	1,060,053	930,612	83,060		1,013,672	29,575	16,806	-	46,381	4.4%
137.01	CONSTRUCTION DEVELOPMENT AUTHORITY	14,165	10,672	-	24,837	12,430	8,425		20,855	1,735	2,247	-	3,982	16.0%
138.01	BHUTAN HEALTH TRUST FUND	7,281	2,358	-	9,639	6,415	0,317		6,732	0,866	2,041	-	2,907	30.2%
		3,028,676	2,570,439	-	5,599,115	2,879,666	1,920,082	-	4,799,748	149,010	650,357	-	799,367	14.3%

AU CODE	ADMINISTRATIVE UNIT	REVISED BUDGET APPROPRIATIONS			ACTUAL ANNUAL EXPENDITURE			AMOUNT OF VARIATION			% VAR			
		CURRENT	CAPITAL	LEND/REPAY	TOTAL	CURRENT	CAPITAL	LEND/REPAY	TOTAL	CUR-RENT		CAPITAL	LEND/REPAY	TOTAL
107.01	ROYAL CIVIL SERVICE COMMISSION	68.377	305.366		373.743	67.767	252.399		320.166	0.610	52.967	-	53.577	14.3%
108.01	ANTI-CORRUPTION COMMISSION	75.384	65.398		140.782	72.488	58.107		130.596	2.896	7.291	-	10.186	7.2%
109.01	ELECTION COMMISSION OF BHUTAN	243.712	25.063		268.775	243.413	15.663		259.076	0.299	9.400	-	9.699	3.6%
110.01	ROYAL AUDIT AUTHORITY	158.870	254.159		413.029	154.787	101.237		256.024	4.083	152.922	-	157.005	38.0%
		546.343	649.986	-	1,196.329	538.456	427.406	-	965.862	7.887	222.580	-	230.467	19.3%
106.01	JUDICIARY	280.661	251.169		531.830	269.217	201.185		470.402	11.444	49.984	-	61.428	11.6%
		280.661	251.169	-	531.830	269.217	201.185	-	470.402	11.444	49.984	-	61.428	11.6%
401.01	DZONGKHAG ADMINISTRATION, CHHUKHA	548.868	331.229		880.097	526.430	242.610		769.040	22.438	88.619	-	111.057	12.6%
402.01	DZONGKHAG ADMINISTRATION, HAA	210.810	367.386		578.196	207.303	282.143		489.446	3.507	85.243	-	88.750	15.3%
403.01	DZONGKHAG ADMINISTRATION, PARO	484.536	237.275		721.811	472.938	153.985		626.923	11.598	83.290	-	94.888	13.1%
404.01	DZONGKHAG ADMINISTRATION, SAMTSE	633.683	313.408		947.091	627.246	244.896		872.141	6.437	68.512	-	74.950	7.9%
405.01	DZONGKHAG ADMINISTRATION, TSIRANG	316.804	202.622		519.426	314.722	162.019		476.741	2.082	40.603	-	42.685	8.2%
406.01	DZONGKHAG ADMINISTRATION, DAGANA	402.847	350.826		753.673	380.277	278.634		658.911	22.570	72.192	-	94.762	12.6%
407.01	DZONGKHAG ADMINISTRATION, PUNAKHA	374.497	205.634		580.131	374.291	190.584		564.875	0.206	15.050	-	15.256	2.6%
408.01	DZONGKHAG ADMINISTRATION, WANGDUE PHODRANG	459.390	323.967		783.357	424.399	283.344		707.742	34.991	40.623	-	75.615	9.7%
409.01	DZONGKHAG ADMINISTRATION, BUMTHANG	272.106	308.585		580.691	270.018	264.684		534.702	2.088	43.901	-	45.989	7.9%
410.01	DZONGKHAG ADMINISTRATION, SARPANG	395.884	357.975		753.859	391.505	286.995		678.500	4.379	70.980	-	75.359	10.0%
411.01	DZONGKHAG ADMINISTRATION, ZHEIMGANG	350.776	189.847		540.623	332.188	171.727		503.915	18.588	18.120	-	36.708	6.8%

AU CODE	ADMINISTRATIVE UNIT	REVISED BUDGET APPROPRIATIONS			ACTUAL ANNUAL EXPENDITURE			AMOUNT OF VARIATION			% VAR			
		CURRENT	CAPITAL	LEND/REPAY	TOTAL	CURRENT	CAPITAL	LEND/REPAY	TOTAL	CUR-RENT		CAPITAL	LEND/REPAY	TOTAL
412.01	DZONGKHAG ADMINISTRATION, TRONGSA	280.731	322.919		603.650	261.243	275.708		536.951	19.488	47.211	-	66.699	11.0%
413.01	DZONGKHAG ADMINISTRATION, LHUENTSE	275.480	201.421		476.901	258.699	168.946		427.645	16.781	32.475	-	49.256	10.3%
414.01	DZONGKHAG ADMINISTRATION, MONGAR	518.167	356.373		874.540	516.853	324.206		841.060	1.314	32.167	-	33.480	3.8%
415.01	DZONGKHAG ADMINISTRATION, PEMA GATSHEL	400.578	300.302		700.880	398.448	258.240		656.689	2.130	42.062	-	44.191	6.3%
416.01	DZONGKHAG ADMINISTRATION, SAMDRUP JONGKHAR	395.025	282.220		677.245	383.394	254.798		638.191	11.631	27.422	-	39.054	5.8%
417.01	DZONGKHAG ADMINISTRATION, TRASHIGANG	753.794	394.832		1,148.626	739.225	379.299		1,118.523	14.569	15.533	-	30.103	2.6%
418.01	DZONGKHAG ADMINISTRATION, THIMPHU	249.034	140.619		389.653	247.224	132.874		380.098	1.810	7.745	-	9.555	2.5%
419.01	DZONGKHAG ADMINISTRATION, GASA	120.296	172.487		292.783	115.438	155.502		270.940	4.858	16.985	-	21.843	7.5%
420.01	DZONGKHAG ADMINISTRATION, TRASHI YANGTSE	316.948	311.247		628.195	300.739	294.134		594.874	16.209	17.113	-	33.321	5.3%
	LG - DZONGKHAGS Total	7,760.254	5,671.174		- 13,431.428	7,542.579	4,805.328		- 12,347.907	217.675	865.846	-	1,083.521	8.1%
401.02	SAMPHELING GEWOG, CHHUKHA	1.190	16.712		17.902	1.013	12.080		13.093	0.177	4.632	-	4.809	26.9%
401.03	BONGO GEWOG, CHHUKHA	1.377	23.789		25.166	1.211	18.032		19.243	0.166	5.757	-	5.923	23.5%
401.04	CHAPCHHA GEWOG, CHHUKHA	1.343	13.664		15.007	1.139	13.141		14.280	0.204	0.523	-	0.727	4.8%
401.05	DUNGNA GEWOG, CHHUKHA	1.208	6.840		8.048	1.087	6.728		7.814	0.121	0.112	-	0.234	2.9%
401.06	GELING GEWOG, CHHUKHA	1.293	15.653		16.946	1.074	15.131		16.205	0.219	0.522	-	0.741	4.4%
401.07	DARLA GEWOG, CHHUKHA	1.376	39.850		41.226	1.182	30.563		31.745	0.194	9.287	-	9.481	23.0%
401.08	GETANA GEWOG, CHHUKHA	1.289	7.758		9.047	0.909	7.088		7.996	0.380	0.670	-	1.051	11.6%

AU CODE	ADMINISTRATIVE UNIT	REVISED BUDGET APPROPRIATIONS			ACTUAL ANNUAL EXPENDITURE			AMOUNT OF VARIATION			% VAR			
		CURRENT	CAPITAL	LEND/REPAY	TOTAL	CURRENT	CAPITAL	LEND/REPAY	TOTAL	CUR-RENT		CAPITAL	LEND/REPAY	TOTAL
401.09	BUACHO GEWOG, CHHUKHA	1.292	11.121		12.413	0.968	10.858		11.826	0.324	0.263		0.587	4.7%
401.10	LOKCHINA GEWOG, CHHUKHA	1.292	18.503		19.795	1.009	14.230		15.239	0.283	4.273		4.556	23.0%
401.11	METAKHA GEWOG, CHHUKHA	1.227	3.715		4.942	1.077	3.413		4.490	0.150	0.302		0.452	9.1%
401.12	PHUENTSHOLING GEWOG, CHHUKHA	1.124	20.702		21.826	1.086	15.371		16.457	0.038	5.331		5.369	24.6%
402.02	BJI GEWOG, HAA	1.302	16.202		17.504	1.155	13.478		14.633	0.147	2.724		2.871	16.4%
402.03	KATSHO GEWOG, HAA	1.302	6.000		7.302	1.166	5.645		6.811	0.136	0.355		0.491	6.7%
402.04	SANGBEY GEWOG, HAA	1.386	14.666		16.052	1.099	12.567		13.666	0.287	2.099		2.386	14.9%
402.05	SAMA GEWOG, HAA	1.302	10.032		11.334	1.157	9.745		10.902	0.145	0.287		0.432	3.8%
402.06	IUSU GEWOG, HAA	1.301	10.480		11.781	1.045	8.970		10.015	0.256	1.510		1.766	15.0%
402.07	GAKIDLING GEWOG, HAA	1.211	11.147		12.358	1.085	10.975		12.060	0.126	0.172		0.298	2.4%
403.02	DOBSHARI GEWOG, PARO	1.292	4.630		5.922	1.219	4.629		5.848	0.073	0.001		0.074	1.3%
403.03	DOGAR GEWOG, PARO	1.293	8.695		9.988	1.187	8.692		9.879	0.106	0.003		0.109	1.1%
403.04	DOTENG GEWOG, PARO	1.292	5.953		7.245	1.195	5.934		7.129	0.097	0.019		0.116	1.6%
403.05	HUNGREL GEWOG, PARO	1.292	4.000		5.292	1.058	3.877		4.935	0.234	0.123		0.357	6.7%
403.06	LANGO GEWOG, PARO	1.292	8.000		9.292	1.101	7.916		9.017	0.191	0.084		0.275	3.0%
403.07	LUNGYI GEWOG, PARO	1.210	10.805		12.015	0.943	10.588		11.531	0.267	0.217		0.484	4.0%
403.08	NAJA GEWOG, PARO	1.292	14.837		16.129	1.125	14.027		15.152	0.167	0.810		0.977	6.1%
403.09	SHABA GEWOG, PARO	1.292	13.375		14.667	1.196	10.459		11.654	0.096	2.916		3.013	20.5%
403.10	TSENTO GEWOG, PARO	1.292	10.828		12.120	1.027	9.338		10.365	0.265	1.490		1.755	14.5%
403.11	WANGCHANG GEWOG, PARO	1.292	12.221		13.513	1.190	12.200		13.390	0.102	0.021		0.123	0.9%
404.02	(BARA) NORGAYGANG GEWOG, SAMTSE	1.384	23.183		24.567	1.008	22.921		23.930	0.376	0.262		0.637	2.6%
404.03	(BIRU) PEMALING GEWOG, SAMTSE	1.292	21.308		22.600	1.212	19.842		21.054	0.080	1.466		1.546	6.8%

AU CODE	ADMINISTRATIVE UNIT	REVISED BUDGET APPROPRIATIONS				ACTUAL ANNUAL EXPENDITURE				AMOUNT OF VARIATION				% VAR
		CURRENT	CAPITAL	LEND/REPAY	TOTAL	CURRENT	CAPITAL	LEND/REPAY	TOTAL	CUR-RENT	CAPITAL	LEND/REPAY	TOTAL	
404.04	(CHARGHAREV) SANGGACHOLING GEWOG, SAMTSE	1.292	19.359		20.651	1.090	18.752		19.843	0.202	0.607	-	0.808	3.9%
404.05	(CHENGMARI) NORBUGANG GEWOG, SAMTSE	1.292	22.906		24.198	1.138	22.721		23.869	0.154	0.185	-	0.339	1.4%
404.06	DENCHUKHA GEWOG, SAMTSE	1.291	21.795		23.086	1.223	17.826		19.049	0.088	3.969	-	4.037	17.5%
404.07	(DOROKHA) DOPHUCHEN GEWOG, SAMTSE	1.377	31.023		32.400	1.307	30.868		32.175	0.070	0.155	-	0.225	0.7%
404.08	DUMTEOD GEWOG, SAMTSE	1.292	18.695		19.987	1.052	18.306		19.358	0.240	0.389	-	0.629	3.1%
404.09	YOESELTSE GEWOG, SAMTSE	1.292	18.218		19.510	1.004	16.327		17.331	0.288	1.891	-	2.179	11.2%
404.10	NAMGAYCHHEOLING GEWOG, SAMTSE	1.292	23.107		24.399	1.161	18.519		19.680	0.131	4.588	-	4.719	19.3%
404.11	TENDU GEWOG, SAMTSE	1.254	27.774		29.028	1.122	24.486		25.608	0.132	3.288	-	3.420	11.8%
404.12	UGYENTSE GEWOG, SAMTSE	1.292	12.606		13.898	1.014	10.800		11.814	0.278	1.806	-	2.084	15.0%
404.13	(PUGLI) PHUENTSHOPELRI GEWOG, SAMTSE	1.292	25.427		26.719	1.044	23.116		24.160	0.248	2.311	-	2.559	9.6%
404.14	SAMTSE GEWOG, SAMTSE	1.292	22.657		23.949	1.086	21.181		22.267	0.206	1.476	-	1.682	7.0%
404.15	(SIBSU) TASHICHOLING GEWOG, SAMTSE	1.292	15.676		16.968	1.192	14.875		16.067	0.100	0.801	-	0.901	5.3%
404.16	TADING GEWOG, SAMTSE	1.292	20.878		22.170	1.076	19.213		20.289	0.216	1.665	-	1.881	8.5%
405.02	(BETENI) PATSHALING GEWOG, TSIRANG	1.270	7.310		8.580	1.144	7.108		8.252	0.126	0.202	-	0.328	3.8%
405.03	DUNGLAGANG GEWOG, TSIRANG	1.305	6.438		7.743	1.165	6.283		7.448	0.140	0.155	-	0.295	3.8%
405.04	BARSHONG GEWOG, TSIRANG	1.305	4.989		6.294	0.986	4.982		5.968	0.319	0.007	-	0.326	5.2%
405.05	GOSELING GEWOG, TSIRANG	1.159	8.262		9.421	1.040	8.241		9.281	0.119	0.021	-	0.140	1.5%
405.06	RANGTHANGLING GEWOG, TSIRANG	1.305	7.682		8.987	1.067	7.674		8.741	0.238	0.008	-	0.246	2.7%

AU CODE	ADMINISTRATIVE UNIT	REVISED BUDGET APPROPRIATIONS			ACTUAL ANNUAL EXPENDITURE			AMOUNT OF VARIATION			% VAR			
		CURRENT	CAPITAL	LEND/REPAY	TOTAL	CURRENT	CAPITAL	LEND/REPAY	TOTAL	CUR-RENT		CAPITAL	LEND/REPAY	TOTAL
405.07	KILKHORTHANG GEWOG, TSIRANG	1.305	9.400		10.705	1.042	9.333		10.375	0.263	0.067	-	0.330	3.1%
405.08	MENDRELGANG GEWOG, TSIRANG	1.228	7.354		8.582	1.117	7.148		8.265	0.111	0.206	-	0.317	3.7%
405.09	(PATALEY) SERGITHANG GEWOG, TSIRANG	1.305	10.560		11.865	1.096	10.336		11.433	0.209	0.224	-	0.432	3.6%
405.10	PHUENTENCHHU GEWOG, TSIRANG	1.305	6.514		7.819	1.181	6.514		7.694	0.124	0.000	-	0.125	1.6%
405.11	SHEMIONG GEWOG, TSIRANG	1.257	15.300		16.557	0.973	13.664		14.637	0.284	1.636	-	1.920	11.6%
405.12	TSHOLINGKHAR GEWOG, TSIRANG	1.305	7.786		9.091	1.165	7.386		8.551	0.140	0.400	-	0.540	5.9%
405.13	TSIRANGTEOD GEWOG, TSIRANG	1.305	7.740		9.045	0.999	7.606		8.605	0.306	0.134	-	0.440	4.9%
406.02	DORONA GEWOG, DAGANA	1.308	8.970		10.278	1.308	8.970		10.278	-	-	-	-	0.0%
406.03	DRUJEYANG GEWOG, DAGANA	1.298	11.308		12.606	1.298	10.748		12.046	0.000	0.560	-	0.560	4.4%
406.04	GESARLING GEWOG, DAGANA	1.308	9.553		10.861	1.308	9.550		10.858	-	0.003	-	0.003	0.0%
406.05	GOSHI GEWOG, DAGANA	1.308	9.591		10.899	1.288	8.032		9.320	0.020	1.559	-	1.579	14.5%
406.06	KANA GEWOG, DAGANA	1.278	12.278		13.556	0.965	10.534		11.500	0.313	1.744	-	2.056	15.2%
406.07	KHEBISA GEWOG, DAGANA	1.295	13.119		14.414	0.950	11.926		12.876	0.345	1.193	-	1.538	10.7%
406.08	LAJAB GEWOG, DAGANA	1.298	9.534		10.832	1.262	9.534		10.796	0.036	-	-	0.036	0.3%
406.09	TRASHIDING GEWOG, DAGANA	1.308	12.522		13.830	1.308	11.655		12.963	-	0.867	-	0.867	6.3%
406.10	TSENDAGANG GEWOG, DAGANA	1.308	8.173		9.481	1.308	7.988		9.296	-	0.185	-	0.185	2.0%
406.11	TSANGKHA GEWOG, DAGANA	1.298	8.540		9.838	1.298	7.777		9.075	-	0.763	-	0.763	7.8%
406.12	TSEZA GEWOG, DAGANA	1.292	10.128		11.420	1.090	9.243		10.333	0.202	0.885	-	1.087	9.5%
406.13	KARMALING (DEORALI) GEWOG, DAGANA	1.301	7.475		8.776	1.137	7.261		8.399	0.164	0.214	-	0.377	4.3%
406.14	LHAMOIZINGKHA GEWOG, DAGANA	1.301	8.035		9.336	1.095	8.022		9.117	0.206	0.013	-	0.219	2.3%

AU CODE	ADMINISTRATIVE UNIT	REVISED BUDGET APPROPRIATIONS				ACTUAL ANNUAL EXPENDITURE				AMOUNT OF VARIATION				% VAR
		CURRENT	CAPITAL	LEND/REPAY	TOTAL	CURRENT	CAPITAL	LEND/REPAY	TOTAL	CUR-RENT	CAPITAL	LEND/REPAY	TOTAL	
406.15	NICHULA GEWOG, DAGANA	1.301	10.909		12.210	0.946	8.125		9.071	0.355	2.784		3.139	25.7%
407.02	CHHUBU GEWOG, PUNAKHA	1.299	13.627		14.926	1.134	13.153		14.287	0.165	0.474		0.639	4.3%
407.03	GOENSHARI GEWOG, PUNAKHA	1.299	10.657		11.956	1.042	10.654		11.696	0.257	0.003		0.260	2.2%
407.04	GUMA GEWOG, PUNAKHA	1.299	14.483		15.782	1.019	13.918		14.937	0.280	0.565		0.845	5.4%
407.05	KABJISA GEWOG, PUNAKHA	1.299	10.978		12.277	1.032	10.828		11.859	0.267	0.150		0.418	3.4%
407.06	LIMBUKHA GEWOG, PUNAKHA	1.299	4.718		6.017	1.113	4.711		5.823	0.186	0.007		0.194	3.2%
407.07	SHENGANA GEWOG, PUNAKHA	1.285	8.772		10.057	1.163	8.764		9.927	0.122	0.008		0.130	1.3%
407.08	TALO GEWOG, PUNAKHA	1.299	6.476		7.775	0.960	6.097		7.057	0.339	0.379		0.718	9.2%
407.09	TEOWANG GEWOG, PUNAKHA	1.299	9.004		10.303	0.968	8.618		9.587	0.331	0.386		0.716	7.0%
407.10	DZOMA GEWOG, PUNAKHA	1.299	8.784		10.083	1.022	8.756		9.778	0.277	0.028		0.305	3.0%
407.11	BAAP GEWOG, PUNAKHA	1.299	8.538		9.837	1.012	8.498		9.509	0.287	0.040		0.328	3.3%
407.12	TOEBESA GEWOG, PUNAKHA	1.299	12.556		13.855	1.160	12.383		13.543	0.139	0.173		0.312	2.3%
408.02	BIENA GEWOG, WANGDUE PHODRANG	1.292	41.409		42.701	1.162	35.060		36.222	0.130	6.349		6.479	15.2%
408.03	DANGCHHU GEWOG, WANGDUE PHODRANG	1.292	8.535		9.827	0.858	7.883		8.741	0.434	0.652		1.086	11.1%
408.04	DAGA GEWOG, WANGDUE PHODRANG	1.292	14.622		15.914	1.162	14.496		15.667	0.130	0.126		0.257	1.6%
408.05	GANGTEOD GEWOG, WANGDUE PHODRANG	1.292	9.134		10.426	1.139	8.291		9.430	0.153	0.843		0.996	9.6%
408.06	GASETSHOGONGM GEWOG, WANGDUE PHODRANG	1.292	8.510		9.802	1.144	8.010		9.155	0.148	0.500		0.647	6.6%
408.07	GASETSHOWOGM GEWOG, WANGDUE PHODRANG	1.292	5.454		6.746	1.028	5.301		6.330	0.264	0.163		0.416	6.2%
408.08	KAZHI GEWOG, WANGDUE PHODRANG	1.292	16.024		17.316	0.975	15.990		16.965	0.317	0.034		0.351	2.0%
408.09	NAHI GEWOG, WANGDUE PHODRANG	1.292	5.165		6.457	1.163	4.956		6.119	0.129	0.209		0.338	5.2%

AU CODE	ADMINISTRATIVE UNIT	REVISED BUDGET APPROPRIATIONS				ACTUAL ANNUAL EXPENDITURE				AMOUNT OF VARIATION				% VAR
		CURRENT	CAPITAL	LEND/REPAY	TOTAL	CURRENT	CAPITAL	LEND/REPAY	TOTAL	CUR-RENT	CAPITAL	LEND/REPAY	TOTAL	
408.10	NI'SHO GEWOG, WANGDUE PHODRANG	1.377	13.277		14.654	1.242	12.682		13.924	0.135	0.595	-	0.730	5.0%
408.11	PHANGYUEL GEWOG, WANGDUE PHODRANG	1.292	10.334		11.626	1.178	9.563		10.741	0.114	0.771	-	0.885	7.6%
408.12	PHOBI GEWOG, WANGDUE PHODRANG	1.292	10.697		11.989	1.142	10.687		11.830	0.150	0.010	-	0.159	1.3%
408.13	RUBESA GEWOG, WANGDUE PHODANG	1.377	16.529		17.906	1.228	16.204		17.432	0.149	0.325	-	0.474	2.6%
408.14	SEPHU GEWOG, WANGDUE PHODRANG	1.292	17.589		18.881	1.025	14.596		15.621	0.267	2.993	-	3.260	17.3%
408.15	ATHANG GEWOG, WANGDUE PHODRANG	1.292	14.264		15.556	1.194	11.848		13.043	0.098	2.416	-	2.513	16.2%
408.16	THEDTSHO GEWOG, WANGDUE PHODRANG	1.292	9.114		10.406	1.178	8.926		10.104	0.114	0.188	-	0.302	2.9%
409.02	CHHOEKHOR GEWOG, BUMTHANG	1.297	23.598		24.895	1.297	23.598		24.895	0.000	0.000	-	0.000	0.0%
409.03	CHHUMEY GEWOG, BUMTHANG	1.337	15.533		16.870	1.337	15.469		16.806	0.000	0.064	-	0.064	0.4%
409.04	TANG GEWOG, BUMTHANG	1.317	12.784		14.101	1.300	12.296		13.595	0.017	0.488	-	0.506	3.6%
409.05	URA GEWOG, BUMTHANG	1.317	11.101		12.418	1.294	11.101		12.395	0.023	0.000	-	0.023	0.2%
410.02	SAMTEYLING GEWOG, SARPANG	1.263	7.319		8.582	1.139	7.300		8.440	0.124	0.019	-	0.142	1.7%
410.03	CHHUZARGANG GEWOG, SARPANG	1.298	12.629		13.927	1.056	11.902		12.958	0.242	0.727	-	0.969	7.0%
410.04	DEKIDLING GEWOG, SARPANG	1.297	13.166		14.463	1.170	12.548		13.718	0.127	0.618	-	0.745	5.1%
410.05	CHHUZOM GEWOG, SARPANG	1.253	5.092		6.345	1.093	4.993		6.086	0.160	0.099	-	0.259	4.1%
410.06	TAREYTHANG GEWOG, SARPANG	1.211	2.861		4.072	1.119	2.552		3.671	0.092	0.309	-	0.401	9.9%
410.07	GELEGPU GEWOG, SARPANG	1.298	44.300		45.598	1.267	43.705		44.971	0.031	0.595	-	0.627	1.4%
410.08	GAKIDLING GEWOG, SARPANG	1.297	15.736		17.033	1.170	14.631		15.801	0.127	1.105	-	1.232	7.2%
410.09	JIGMEDCHEOLING GEWOG, SARPANG	1.384	18.538		19.922	1.248	17.889		19.137	0.136	0.649	-	0.785	3.9%

AU CODE	ADMINISTRATIVE UNIT	REVISED BUDGET APPROPRIATIONS				ACTUAL ANNUAL EXPENDITURE				AMOUNT OF VARIATION				% VAR
		CURRENT	CAPITAL	LEND/REPAY	TOTAL	CURRENT	CAPITAL	LEND/REPAY	TOTAL	CUR-RENT	CAPITAL	LEND/REPAY	TOTAL	
410.10	UMLING GEWOG, SARPANG	1.297	9.647		10.944	1.245	9.396		10.641	0.052	0.251		0.303	2.8%
410.11	SINGYE GEWOG, SARPANG	1.298	4.647		5.945	1.156	4.587		5.743	0.142	0.060		0.202	3.4%
410.12	SHOMPANGKHA GEWOG, SARPANG	1.298	10.768		12.066	1.168	10.641		11.809	0.130	0.127		0.257	2.1%
410.13	SERSHONG GEWOG, SARPANG	1.297	8.874		10.171	1.167	8.888		10.035	0.130	0.006		0.136	1.3%
411.02	BARDO GEWOG, ZHEMGANG	1.292	34.287		35.579	1.166	30.327		31.492	0.126	3.960		4.087	11.5%
411.03	BJOKA GEWOG, ZHEMGANG	1.292	5.386		6.678	1.229	5.386		6.615	0.063	0.000		0.063	0.9%
411.04	NANGKOR GEWOG, ZHEMGANG	1.292	11.962		13.254	1.090	11.285		12.375	0.202	0.677		0.879	6.6%
411.05	NGANGLA GEWOG, ZHEMGANG	1.292	9.335		10.627	1.123	9.334		10.457	0.169	0.001		0.170	1.6%
411.06	PHANGKHAR GEWOG, ZHEMGANG	1.292	12.319		13.611	1.137	11.102		12.239	0.155	1.217		1.372	10.1%
411.07	SHINGKHAR GEWOG, ZHEMGANG	1.292	10.480		11.772	1.186	10.476		11.662	0.106	0.004		0.110	0.9%
411.08	TRONG GEWOG, ZHEMGANG	1.292	21.532		22.824	1.133	20.830		21.963	0.159	0.702		0.861	3.8%
411.09	GOSHING GEWOG, ZHEMGANG	1.292	9.821		11.113	0.993	9.821		10.814	0.299	0.000		0.299	2.7%
412.02	DRAGTENG GEWOG, TRONGSA	1.300	15.040		16.340	1.188	14.323		15.511	0.112	0.717		0.829	5.1%
412.03	KORPHU GEWOG, TRONGSA	1.292	6.576		7.868	1.074	6.427		7.501	0.218	0.149		0.367	4.7%
412.04	LANGTHEL GEWOG, TRONGSA	1.300	14.129		15.429	1.102	12.803		13.906	0.198	1.326		1.523	9.9%
412.05	NUBI GEWOG, TRONGSA	1.292	18.437		19.729	0.986	16.367		17.353	0.306	2.070		2.376	12.0%
412.06	TANGSIBJI GEWOG, TRONGSA	1.300	13.355		14.655	1.169	12.766		13.935	0.131	0.589		0.720	4.9%
413.02	GANGZUR GEWOG, LHUENTSE	1.299	20.012		21.311	1.026	19.860		20.886	0.273	0.152		0.425	2.0%
413.03	JAREY GEWOG, LHUENTSE	1.299	10.006		11.305	1.109	8.414		9.523	0.190	1.592		1.782	15.8%
413.04	KHOMA GEWOG, LHUENTSE	1.299	14.605		15.904	1.160	14.602		15.761	0.139	0.003		0.143	0.9%

AU CODE	ADMINISTRATIVE UNIT	REVISED BUDGET APPROPRIATIONS				ACTUAL ANNUAL EXPENDITURE				AMOUNT OF VARIATION				% VAR
		CURRENT	CAPITAL	LEND/ REPAY	TOTAL	CURRENT	CAPITAL	LEND/ REPAY	TOTAL	CUR- RENT	CAPITAL	LEND/ REPAY	TOTAL	
413.05	KURTEOD GEWOG, LUENTSE	1.293	15.727		17.020	1.164	15.718		16.882	0.129	0.009	-	0.138	0.8%
413.06	MINJAY GEWOG, LUENTSE	1.229	10.401		11.630	1.023	10.373		11.396	0.206	0.028	-	0.234	2.0%
413.07	MENBI GEWOG, LUENTSE	1.274	13.192		14.466	1.138	12.113		13.252	0.136	1.079	-	1.214	8.4%
413.08	METSHO GEWOG, LUENTSE	1.208	10.511		11.719	1.146	9.569		10.716	0.062	0.942	-	1.003	8.6%
413.09	TSENKHAR GEWOG, LUENTSE	1.299	11.363		12.662	1.104	11.344		12.448	0.195	0.019	-	0.214	1.7%
414.02	BALAM GEWOG, MONGAR	1.323	10.919		12.242	1.314	10.875		12.189	0.009	0.044	-	0.053	0.4%
414.03	CHHALI GEWOG, MONGAR	1.244	11.532		12.776	1.160	11.473		12.633	0.084	0.059	-	0.143	1.1%
414.04	CHASKHAR GEWOG, MONGAR	1.299	14.388		15.687	1.298	14.187		15.485	0.001	0.201	-	0.202	1.3%
414.05	DRAMETSE GEWOG, MONGAR	1.299	17.568		18.867	1.278	17.437		18.715	0.021	0.131	-	0.152	0.8%
414.06	DREPUNG GEWOG, MONGAR	1.338	9.931		11.269	1.215	9.925		11.140	0.123	0.006	-	0.129	1.1%
414.07	GONGDUE GEWOG, MONGAR	1.335	20.449		21.784	1.291	20.444		21.735	0.044	0.005	-	0.049	0.2%
414.08	JURMEY GEWOG, MONGAR	1.363	21.464		22.827	1.213	15.823		17.035	0.150	5.641	-	5.792	25.4%
414.09	KENKCHAR GEWOG, MONGAR	1.414	18.157		19.571	1.386	18.148		19.535	0.028	0.009	-	0.036	0.2%
414.10	MONGAR GEWOG, MONGAR	1.383	11.911		13.294	1.379	11.901		13.279	0.004	0.010	-	0.015	0.1%
414.11	NGATSHANG GEWOG, MONGAR	1.299	12.960		14.259	1.270	12.943		14.212	0.029	0.017	-	0.047	0.3%
414.12	SALENG GEWOG, MONGAR	1.397	14.342		15.739	1.366	14.342		15.708	0.031	-	-	0.031	0.2%
414.13	SHERIMUJUNG GEWOG, MONGAR	1.312	21.149		22.461	1.262	21.148		22.409	0.050	0.001	-	0.052	0.2%
414.14	SILAMBI GEWOG, MONGAR	1.305	16.411		17.716	1.252	16.295		17.547	0.053	0.116	-	0.169	1.0%
414.15	THANGRONG GEWOG, MONGAR	1.299	16.579		17.878	1.112	16.578		17.690	0.187	0.001	-	0.188	1.1%
414.16	TSAKALING GEWOG, MONGAR	1.299	7.959		9.258	1.199	7.940		9.139	0.100	0.019	-	0.119	1.3%
414.17	TSAMANG GEWOG, MONGAR	1.299	10.091		11.390	1.296	10.091		11.387	0.003	0.000	-	0.003	0.0%

AU CODE	ADMINISTRATIVE UNIT	REVISED BUDGET APPROPRIATIONS				ACTUAL ANNUAL EXPENDITURE				AMOUNT OF VARIATION				% VAR
		CURRENT	CAPITAL	LEND/REPAY	TOTAL	CURRENT	CAPITAL	LEND/REPAY	TOTAL	CUR-RENT	CAPITAL	LEND/REPAY	TOTAL	
414.18	NARANG GEWOG, MONGAR	1.299	10.938		12.237	1.286	10.887		12.173	0.013	0.051	-	0.064	0.5%
415.02	CHONGSHING GEWOG, PEWA GATSHEL	1.299	5.222		6.521	1.299	3.488		4.787	-	1.734	-	1.734	26.6%
415.03	CHHIMJUNG GEWOG, PEWA GATSHEL	1.299	6.969		8.268	1.296	6.966		8.262	0.003	0.003	-	0.006	0.1%
415.04	DUNGMIN GEWOG, PEWA GATSHEL	1.299	3.743		5.042	1.299	3.691		4.990	0.000	0.052	-	0.052	1.0%
415.05	KHAR GEWOG, PEWA GATSHEL	1.299	4.254		5.553	1.299	4.254		5.553	0.000	0.000	-	0.000	0.0%
415.06	SHUMAR GEWOG, PEWA GATSHEL	1.299	17.204		18.503	1.299	16.581		17.880	-	0.623	-	0.623	3.4%
415.07	YURUNG GEWOG, PEWA GATSHEL	1.299	5.759		7.058	1.299	5.758		7.056	0.000	0.001	-	0.002	0.0%
415.08	ZOBEL GEWOG, PEWA GATSHEL	1.299	6.678		7.977	1.299	6.493		7.792	0.000	0.185	-	0.185	2.3%
415.09	DECHHENLING GEWOG, PEWA GATSHEL	1.468	15.879		17.347	1.409	15.481		16.890	0.059	0.398	-	0.457	2.6%
415.10	NORBUGANG GEWOG, PEWA GATSHEL	1.299	22.935		24.234	1.295	22.823		24.118	0.004	0.112	-	0.116	0.5%
415.11	NANONG GEWOG, PEWA GATSHEL	1.299	15.696		16.995	1.299	15.695		16.994	-	0.001	-	0.001	0.0%
415.12	CHOEKHORLING GEWOG, PEWA GATSHEL	1.299	8.580		9.879	1.297	8.474		9.772	0.002	0.106	-	0.107	1.1%
416.02	PHUENTSHOTHANG GEWOG, SAMDRUP JONGKHAR	1.355	15.014		16.369	1.106	14.869		15.975	0.249	0.145	-	0.394	2.4%
416.03	PEWATHANG GEWOG, SAMDRUP JONGKHAR	1.306	6.300		7.606	1.183	6.296		7.479	0.123	0.004	-	0.127	1.7%
416.04	GOMDAR GEWOG, SAMDRUP JONGKHAR	1.355	10.039		11.394	1.250	9.904		11.154	0.105	0.135	-	0.240	2.1%
416.05	WANGPHU GEWOG, SAMDRUP JONGKHAR	1.306	14.906		16.212	1.259	12.590		13.849	0.047	2.316	-	2.363	14.6%
416.06	LANGCHENPHU GEWOG, SAMDRUP JONGKHAR	1.306	7.550		8.856	1.009	7.043		8.052	0.297	0.507	-	0.804	9.1%
416.07	LAURI GEWOG, SAMDRUP JONGKHAR	1.279	21.848		23.127	1.160	21.196		22.356	0.119	0.652	-	0.771	3.3%

AU CODE	ADMINISTRATIVE UNIT	REVISED BUDGET APPROPRIATIONS				ACTUAL ANNUAL EXPENDITURE				AMOUNT OF VARIATION				% VAR
		CURRENT	CAPITAL	LEND/ REPAY	TOTAL	CURRENT	CAPITAL	LEND/ REPAY	TOTAL	CUR- RENT	CAPITAL	LEND/ REPAY	TOTAL	
416.08	MARTSHALA GEWOG, SAMDRUP JONGKHAR	1.306	16.884		18.190	1.235	16.859		18.094	0.071	0.025	-	0.096	0.5%
416.09	DEWATHANG GEWOG, SAMDRUP JONGKHAR	1.306	17.120		18.426	1.033	13.323		14.356	0.273	3.797	-	4.070	22.1%
416.10	ORONG GEWOG, SAMDRUP JONGKHAR	1.306	18.058		19.364	1.207	16.479		17.685	0.099	1.579	-	1.679	8.7%
416.11	SAMRANG GEWOG, SAMDRUP JONGKHAR	1.245	3.300		4.545	1.060	3.295		4.356	0.185	0.005	-	0.189	4.2%
416.12	SERTHI GEWOG, SAMDRUP JONGKHAR	1.306	16.500		17.806	1.180	16.500		17.680	0.126	0.000	-	0.126	0.7%
417.02	BARTSHAM GEWOG, TRASHIGANG	1.272	7.085		8.357	1.130	7.078		8.208	0.142	0.007	-	0.149	1.8%
417.03	BIDUNG GEWOG, TRASHIGANG	1.298	9.260		10.558	1.155	9.137		10.292	0.143	0.123	-	0.266	2.5%
417.04	KANGLUNG GEWOG, TRASHIGANG	1.272	16.550		17.822	1.272	16.542		17.814	0.000	0.008	-	0.008	0.0%
417.05	KANGPARA GEWOG, TRASHIGANG	1.278	14.065		15.343	1.168	14.054		15.222	0.110	0.011	-	0.121	0.8%
417.06	KHALING GEWOG, TRASHIGANG	1.363	14.508		15.871	1.363	14.508		15.871	-	-	-	-	0.0%
417.07	LUMANG GEWOG, TRASHIGANG	1.363	22.200		23.563	1.363	22.107		23.470	-	0.093	-	0.093	0.4%
417.08	MERAG GEWOG, TRASHIGANG	1.272	14.808		16.080	1.156	14.758		15.913	0.116	0.050	-	0.167	1.0%
417.09	YANGNYER GEWOG, TRASHIGANG	1.272	13.640		14.912	1.168	13.634		14.803	0.104	0.006	-	0.109	0.7%
417.10	PHONGMEY GEWOG, TRASHIGANG	1.272	13.581		14.853	1.272	13.576		14.848	-	0.005	-	0.005	0.0%
417.11	RADHI GEWOG, TRASHIGANG	1.272	14.938		16.210	1.272	14.938		16.210	0.000	0.000	-	0.000	0.0%
417.12	SAKTENG GEWOG, TRASHIGANG	1.278	13.882		15.160	1.083	12.682		13.765	0.195	1.200	-	1.395	9.2%
417.13	SAMKHAR GEWOG, TRASHIGANG	1.357	12.384		13.741	1.305	12.251		13.557	0.052	0.133	-	0.184	1.3%
417.14	SHONGPHU GEWOG, TRASHIGANG	1.272	17.416		18.688	1.271	17.384		18.655	0.001	0.032	-	0.033	0.2%

AU CODE	ADMINISTRATIVE UNIT	REVISED BUDGET APPROPRIATIONS				ACTUAL ANNUAL EXPENDITURE				AMOUNT OF VARIATION				% VAR
		CURRENT	CAPITAL	LEND/ REPAY	TOTAL	CURRENT	CAPITAL	LEND/ REPAY	TOTAL	CUR-RENT	CAPITAL	LEND/ REPAY	TOTAL	
417.15	THRIMSHING GEWOG, TRASHIGANG	1,241	10,625		11,866	1,121	10,566		11,687	0.120	0.059	-	0.179	1.5%
417.16	UDZORONG GEWOG, TRASHIGANG	1,272	14,830		16,102	1,272	14,785		16,057	-	0.045	-	0.045	0.3%
418.02	SOE GEWOG, THIMPHU	1,076	6,681		7,757	0,962	6,308		7,270	0.114	0.373	-	0.487	6.3%
418.03	CHANG GEWOG, THIMPHU	1,293	7,500		8,793	1,161	7,286		8,446	0.132	0.214	-	0.347	3.9%
418.04	DAGALA GEWOG, THIMPHU	1,293	8,337		9,630	0,897	7,777		8,675	0.396	0.560	-	0.955	9.9%
418.05	GAYNEY GEWOG, THIMPHU	2,068	5,350		7,418	1,826	5,320		7,146	0.242	0.030	-	0.272	3.7%
418.06	KAWANG GEWOG, THIMPHU	1,287	10,619		11,906	1,110	9,902		11,012	0.177	0.717	-	0.894	7.5%
418.07	LINGSZI GEWOG, THIMPHU	1,135	8,497		9,632	0,910	8,082		8,992	0.225	0.415	-	0.640	6.6%
418.08	MEWANG GEWOG, THIMPHU	1,293	15,352		16,645	1,120	11,063		12,183	0.173	4,289	-	4,462	26.8%
418.09	NARO GEWOG, THIMPHU	1,187	4,715		5,902	1,096	4,638		5,734	0.091	0.077	-	0.168	2.8%
419.02	GEONKHAMED GEWOG, GASA	1,315	7,734		9,049	1,119	7,619		8,737	0.196	0.115	-	0.312	3.4%
419.03	GEONKHATEOD GEWOG, GASA	1,315	5,711		7,026	1,242	5,710		6,952	0.073	0.001	-	0.074	1.1%
419.04	LAYA GEWOG, GASA	1,220	14,631		15,851	0,981	14,005		14,986	0.239	0.626	-	0.865	5.5%
419.05	LUNANA GEWOG, GASA	1,217	14,757		15,974	1,028	14,129		15,157	0.189	0.628	-	0.817	5.1%
420.02	BUMDELING GEWOG, TRASHI YANGTSE	1,293	11,434		12,727	1,179	11,418		12,597	0.114	0.016	-	0.130	1.0%
420.03	JAMKHAR GEWOG, TRASHI YANGTSE	1,306	7,160		8,466	1,016	7,158		8,174	0.290	0.002	-	0.292	3.4%
420.04	KHAMDANG GEWOG, TRASHI YANGTSE	1,306	15,638		16,944	1,161	14,638		15,800	0.145	1,000	-	1,144	6.8%
420.05	RAMJAR GEWOG, TRASHI YANGTSE	1,293	6,443		7,736	1,160	6,262		7,422	0.133	0.181	-	0.314	4.1%
420.06	TEODTSHO GEWOG, TRASHI YANGTSE	1,378	10,330		11,708	1,205	10,330		11,535	0.173	-	-	0.173	1.5%
420.07	TONGMIZHANGTSHA GEWOG, TRASHI YANGTSE	1,306	5,107		6,413	1,153	5,102		6,255	0.153	0.005	-	0.158	2.5%
420.08	YALANG GEWOG, TRASHI YANGTSE	1,306	8,111		9,417	1,178	8,110		9,288	0.128	0.001	-	0.129	1.4%

AU CODE	ADMINISTRATIVE UNIT	REVISED BUDGET APPROPRIATIONS				ACTUAL ANNUAL EXPENDITURE				AMOUNT OF VARIATION				% VAR
		CURRENT	CAPITAL	LEND/REPAY	TOTAL	CURRENT	CAPITAL	LEND/REPAY	TOTAL	CUR-RENT	CAPITAL	LEND/REPAY	TOTAL	
420.09	YANGTSE GEWOG, TRASHI YANGTSE	1,299	7,536		8,835	1,172	7,259		8,431	0.127	0.277		0.404	4.6%
	LG - GEWOGS Total	266.213	2,617.180	-	2,883.393	236.777	2,465.268	-	2,702.045	29.436	151.912	-	181.348	6.3%
124.01	THROMDEYS	756.695	203.169		959.864	744.496	145.952		890.448	12.199	57.217		69.416	7.2%
	LG - THROMDEY Total	756.695	203.169	-	959.864	744.496	145.952	-	890.448	12.199	57.217	-	69.416	7.2%
201.01	MINISTRY OF HOME & CULTURAL AFFAIRS	1,863.213	1,634.988		3,498.201	1,832.516	1,330.663		3,163.179	30.697	304.325		335.022	9.6%
202.01	MINISTRY OF FINANCE	4,777.971	2,893.101	2,827.123	10,498.195	4,666.228	2,687.375	2,745.451	10,099.054	111.743	205.726	81.672	399.141	3.8%
203.01	MINISTRY OF FOREIGN AFFAIRS	651.917	141.093		793.010	599.043	113.611		712.655	52.874	27.482		80.355	10.1%
204.01	MINISTRY OF AGRICULTURE & FORESTS	2,126.793	1,992.007		4,118.800	2,029.863	1,575.417		3,605.281	96.930	416.590		513.519	12.5%
205.01	MINISTRY OF ECONOMIC AFFAIRS	338.518	1,572.441		1,910.959	331.232	1,245.443		1,576.675	7.286	326.998		334.284	17.5%
206.01	MINISTRY OF WORKS & HUMAN SETTLEMENT	622.739	8,174.175		8,796.914	609.642	5,409.501		6,019.143	13.097	2,764.674		2,777.771	31.6%
207.01	MINISTRY OF INFORMATION & COMMUNICATIONS	263.819	984.515		1,248.334	253.921	754.095		1,008.016	9.898	230.420		240.318	19.3%
208.01	MINISTRY OF HEALTH	1,027.282	1,039.410		2,066.692	962.171	821.582		1,783.753	65.111	217.828		282.939	13.7%
209.01	MINISTRY OF EDUCATION	498.020	1,618.258		2,116.278	394.163	1,432.231		1,826.394	103.857	186.027		289.884	13.7%
210.01	MINISTRY OF LABOUR & HUMAN RESOURCES	246.735	646.887		892.622	239.615	501.886		741.501	6.120	145.001		151.121	16.9%
	MINISTRIES Total	12,416.007	20,696.875	2,827.123	35,940.005	11,918.396	15,871.803	2,745.451	30,535.650	497.611	4,825.072	81.672	5,404.355	15.0%
	GRAND TOTAL	25,054.849	32,659.992	2,827.123	60,541.964	24,129.587	25,837.024	2,745.451	52,712.061	925.262	6,822.968	81.672	7,829.903	12.9%

SCHEDULE 2: SCHEDULE OF EXPENDITURE BY OBJECT CLASS FOR THE FY 2016-17

Nu. in million

OBJECT CODE	OBJECT CLASS	RGOB	EXTERNAL		TOTAL	% of Total	
			GRANT	LOAN			
CURRENT EXPENDITURE							
01.01	Pay and Allowances	8,551.126	18,749		18,749	8,569,875	16.26%
02.01	Other Personnel Emoluments	751.927	2,010		2,010	753,937	1.43%
03.01	Medical Benefits - Incountry	28,224			-	28,224	0.05%
03.02	Medical Benefits - Outside Bhutan	347,450			-	347,450	0.66%
04.01	Special Allowance	62,749			-	62,749	0.12%
04.02	Special Allowance - Kidu/Pensioners	3,774			-	3,774	0.01%
05.01	Stipends	509,918			-	509,918	0.97%
11.01	Travel - Incountry	1,887,935	31,735		31,735	1,919,670	3.64%
11.02	Travel - Outside Bhutan	183,964	21,628		21,628	205,592	0.39%
12.01	Utilities -Telephones, Telex, Fax, E-mail, Internet	223,126	1,545		1,545	224,671	0.43%
12.02	Utilities -Telegram, Wireless Transmission, Postage	31,122	0,639		0,639	31,761	0.06%
12.03	Utilities - Electricity, Water, Sewerage	205,185	0,065		0,065	205,251	0.39%
12.05	Utilities - Fuelwood	48,417	0,011		0,011	48,428	0.09%
13.01	Rental of Properties - Buildings	181,876	1,389		1,389	183,265	0.35%
13.02	Rental of Properties - Vehicles	12,506	9,044		9,044	21,549	0.04%
13.03	Rental of Properties - Others	3,439			-	3,439	0.01%
13.04	Rental of Properties - Furniture, Equipment & Land	3,199			-	3,199	0.01%
14.01	S & M - Office Supplies, Printing, Publications	275,584	16,636		16,636	292,221	0.55%
14.02	S & M - Medicines & Laboratory Consumables	350,829	232,093		232,093	582,922	1.11%
14.03	S & M - Fertilizers, Chemicals, Manures, Inoculants	7,681	6,368		6,368	14,049	0.03%
14.04	S & M - Seeds, Seedlings	19,837	14,822		14,822	34,659	0.07%
14.05	S & M - Animal Feeds	113,434	1,025		1,025	114,459	0.22%

OBJECT CODE	OBJECT CLASS	RGOB	EXTERNAL			TOTAL	% of Total
			GRANT	LOAN	TOTAL		
14.06	S & M - Uniforms, Extension Kits, Linens	98.399	3.949		3.949	102.348	0.19%
14.07	S & M - Text Books, Library Books, Stationeries & Sports Item	179.200	2.743	0.004	2.747	181.946	0.35%
14.09	S & M - Patient Diet	20.874	0.333		0.333	21.207	0.04%
14.10	S & M - Diet	145.329			-	145.329	0.28%
15.01	Maintenance of Property - Buildings	173.905	0.822		0.822	174.727	0.33%
15.02	Maintenance of Property - Vehicles	324.223	3.619		3.619	327.842	0.62%
15.03	Maintenance of Property - Roads	302.833	0.200		0.200	303.033	0.57%
15.04	Maintenance of Property - Bridges	7.059			-	7.059	0.01%
15.05	Maintenance of Property - Equipment	104.024	0.425		0.425	104.448	0.20%
15.06	Maintenance of Property - Plantations	31.362	0.260		0.260	31.622	0.06%
15.07	Maintenance of Property - Computers	21.886	0.073		0.073	21.959	0.04%
15.09	Maintenance of Property - Water supply, Sewerage, Playfield	8.484	0.352		0.352	8.836	0.02%
17.01	Op. Exp. - Advertising	37.304	2.434		2.434	39.739	0.08%
17.02	Op. Exp. - Taxes, Duties, Royalties, Fees, Handling Charges, Bank Charges	31.601	9.577		9.577	41.177	0.08%
17.03	Op. Exp. - Transportation	93.751	1.328		1.328	95.079	0.18%
17.04	Op. Exp. - Energy/Propulsion Charges	0.262			-	0.262	0.00%
17.06	Op. Exp. - Items for Processing/Manufacturing	12.015	0.006		0.006	12.020	0.02%
17.08	Op. Exp. - Incountry Meetings and Celebrations	533.337	73.579	0.096	73.675	607.012	1.15%
17.09	Op. Exp. - Survey/Census	211.722	40.860		40.860	252.582	0.48%
18.01	Hospitality & Entertainment	142.018	0.320		0.320	142.337	0.27%
19.01	Write Off - Stocks, Loss of Cash/Goods	0.267			-	0.267	0.00%
21.01	Current Grants - Individuals/Non-profit Orgs.	3,353.040	0.220		0.220	3,353.260	6.36%
21.02	Current Grants - Sungchop	341.878			-	341.878	0.65%
21.03	Current Grants - Rural Life Insurance Scheme	48.327			-	48.327	0.09%

OBJECT CODE	OBJECT CLASS	RGOB	EXTERNAL			TOTAL	% of Total
			GRANT	LOAN	TOTAL		
22.01	Current Grants - Financial Institutions	15.000			-	15.000	0.03%
22.02	Current Grants - Non-Financial Institutions	296.739	40.000		40.000	336.739	0.64%
24.01	Subscriptions to International Organisation	77.061			-	77.061	0.15%
24.02	Contributions - Other Govts.	0.687			-	0.687	0.00%
24.03	Contributions - Provident Fund	660.439	0.541		0.541	660.980	1.25%
25.01	Retirement Benefits	512.085	2.962		2.962	515.047	0.98%
31.01	Interest Payment - Internal	161.807			-	161.807	0.31%
31.02	Interest Payment - External	1,836.908			-	1,836.908	3.48%
	Total of CURRENT EXPENDITURE	23,587.125	542.362	0.099	542.461	24,129.587	45.78%
	CAPITAL EXPENDITURE				-	-	0.00%
41.01	Acquisition of Immovable Property - Land	165.804			-	165.804	0.31%
41.02	Acquisition of Immovable Property - Buildings	70.671			-	70.671	0.13%
45.01	Training - Human Resource Development	367.447	506.628	8.769	515.397	882.844	1.67%
45.02	Training - Others	735.702	810.029	9.330	819.358	1,555.060	2.95%
51.01	Exp. on Structure - Buildings	3,072.098	3,425.340	4.069	3,429.408	6,501.506	12.33%
51.02	Exp. on Structure - Roads (incl.culverts,dms)	2,279.406	3,898.664	105.158	4,003.822	6,283.228	11.92%
51.03	Exp. on Structure - Bridges	272.786	143.568		143.568	416.353	0.79%
51.04	Exp. on Structure - Irrigation Channels	224.750	249.702	100.346	350.048	574.798	1.09%
51.05	Exp. on Structure - Drainage Systems	29.070	20.061		20.061	49.131	0.09%
51.06	Exp. on Structure - Water Supply & Sanitation	383.206	117.529	99.740	217.269	600.475	1.14%
51.07	Exp. on Structure - Plantations	222.525	50.952	8.449	59.400	281.925	0.53%
51.08	Exp. on Structure - Others	1,229.380	635.471	37.905	673.376	1,902.756	3.61%
52.01	Plant & Equipmt. - Roads	3.119	4.837		4.837	7.956	0.02%
52.02	Plant & Equipmt. - Power Generation	9.322	6.328		6.328	15.650	0.03%
52.03	Plant & Equipmt. - Power Trans. & Dist.	40.879	5.279		5.279	46.158	0.09%

OBJECT CODE	OBJECT CLASS	RGOB	EXTERNAL			TOTAL	% of Total
			GRANT	LOAN	TOTAL		
52.04	Plant & Equipt. - Telecommunications	34.039	149.052		149.052	183.091	0.35%
52.05	Plant & Equipt. - Agricultural Machineries	65.888	25.762	3.640	29.402	95.290	0.18%
52.06	Plant & Equipt. - Livestock	95.666	33.250	9.571	42.821	138.488	0.26%
52.07	Plant & Equipt. - Hospital/Lab. Equipment	177.317	46.466		46.466	223.783	0.42%
52.08	Plant & Equipt. - General Tools, Instruments	438.807	495.871	9.794	505.665	944.473	1.79%
53.01	Purchase of Vehicles	508.051	238.523		238.523	746.574	1.42%
54.01	Furniture	176.609	47.339	0.261	47.600	224.209	0.43%
54.02	Office Equipment	145.065	77.350	2.727	80.076	225.141	0.43%
54.03	Computers & Peripherals	161.461	49.057	0.120	49.176	210.637	0.40%
55.01	Professional Services	190.607	987.904	26.176	1,014.081	1,204.688	2.29%
61.01	Capital Grants - Individuals/Non-Profit Orgs.	1,060.531	528.634	6.345	534.979	1,595.510	3.03%
62.02	Capital Grants - Non-Financial Institutions	122.994	255.799		255.799	378.794	0.72%
63.01	Acquisition of Equities/Shares	312.032			-	312.032	0.59%
	Total of CAPITAL EXPENDITURE	12,595.232	12,809.393	432.399	13,241.792	25,837.024	49.02%
	LENDING EXPENDITURE						
65.02	Loans - Enterprises		35.816	6.298	42.115	42.115	0.08%
	Total of LENDING EXPENDITURE		35.816	6.298	42.115	42.115	0.08%
	REPAYMENT EXPENDITURE						
70.01	Repayment of Debt Principal - Internal	9.194			-	9.194	0.02%
70.02	Repayment of Debt Principal - External	2,694.142			-	2,694.142	5.11%
	Total of REPAYMENT EXPENDITURE	2,703.336			-	2,703.336	5.13%
	TOTAL EXPENDITURE	38,885.693	13,387.571	438.796	13,826.368	52,712.061	100.00%

Source: DPA, MoF

SCHEDULE 3: SCHEDULE OF INTERNATIONAL ASSISTANCE (GRANTS) RECEIVED: BY DONOR DURING THE FISCAL YEAR 2016-17

NU. IN MILLION

DONOR	ADMINISTRATIVE UNIT	SPENDING AGENCY / DEPARTMENT	FI CODE	PROJECT NAME	CASH	KIND	TOTAL
ADB	MINISTRY OF ECONOMIC AFFAIRS	DEPARTMENT OF HYDRO POWER AND POWER SYSTEM ENERGY	4505	Acceleration of Hydropower Trading Development (TA 8791)	-	20.759	20.759
ADB	MINISTRY OF ECONOMIC AFFAIRS	DEPARTMENT OF RENEWABLE ENERGY	2666	Rural Renewable Energy Development Project	8.964	-	8.964
ADB	MINISTRY OF ECONOMIC AFFAIRS	DEPARTMENT OF RENEWABLE ENERGY	2732	Improving Gender-Inclusive Access to Clean & Renewable Energy in Bhutan, Nepal & Sri Lanka (JFPR 9158)	4.769	-	4.769
ADB	MINISTRY OF ECONOMIC AFFAIRS	DEPARTMENT OF RENEWABLE ENERGY	3027	Promoting Clean Energy Development in Bhutan (TA 8630)	-	117.118	117.118
ADB	MINISTRY OF ECONOMIC AFFAIRS	DEPARTMENT OF RENEWABLE ENERGY	4502	SASEC Green Power Investment Program (TA 9005)	-	6.852	6.852
ADB	MINISTRY OF FINANCE	DEPARTMENT OF PUBLIC ACCOUNTS	2666	Rural Renewable Energy Development Project	88.858	-	88.858
ADB	MINISTRY OF FINANCE	DEPARTMENT OF PUBLIC ACCOUNTS	2906	TA for Capital Market Development (TA 8280)	-	3.299	3.299
ADB	MINISTRY OF FINANCE	DEPARTMENT OF PUBLIC ACCOUNTS	4095	TA for Supporting Implementation of SEMP II	-	20.676	20.676
ADB	MINISTRY OF FINANCE	DEPARTMENT OF PUBLIC ACCOUNTS	4504	Development of Non-energy Private Sector Projects (TA 8770)	-	1.875	1.875
ADB	MINISTRY OF FINANCE	DEPARTMENT OF PUBLIC ACCOUNTS	4602	Climate-Resilient Hazelnut Value Chain (TA No 9092)	-	10.408	10.408
ADB	MINISTRY OF FINANCE	DEPARTMENT OF PUBLIC ACCOUNTS	4603	Amochhu Land Development & Township Project (TA No 9140)	-	23.660	23.660
ADB	MINISTRY OF FINANCE	DEPARTMENT OF REVENUE & CUSTOMS	2908	Developing a Revenue Administration Management Information System (TA 7881)	-	25.081	25.081
ADB	MINISTRY OF FINANCE	DEPARTMENT OF REVENUE & CUSTOMS	3026	Supporting Participation in the South Asia Subregional Economic Cooperation Trade Facilitation Program (TA 8437)	-	20.044	20.044

DONOR	ADMINISTRATIVE UNIT	SPENDING AGENCY / DEPARTMENT	FI CODE	PROJECT NAME	CASH	KIND	TOTAL
ADB	MINISTRY OF FINANCE	DEPARTMENT OF REVENUE & CUSTOMS	4095	TA for Supporting Implementation of SEMP II	-	36.284	36.284
ADB	MINISTRY OF FINANCE	SECRETARIAT	3024	Enhancing Development Management for Sustainable and Inclusive Growth(TA 8229)	-	11.248	11.248
ADB	MINISTRY OF INFORMATION & COMMUNICATIONS	DEPARTMENT OF AIR TRANSPORT	2816	Air Transport Connectivity Enhancement Project	63.557	-	63.557
ADB	MINISTRY OF INFORMATION & COMMUNICATIONS	DEPARTMENT OF AIR TRANSPORT	2909	Strengthening Air Transport Regulatory & Operational Performance (TA 7945)	-	1.553	1.553
ADB	MINISTRY OF INFORMATION & COMMUNICATIONS	DEPARTMENT OF CIVIL AVIATION	2816	Air Transport Connectivity Enhancement Project	2.478	-	2.478
ADB	MINISTRY OF INFORMATION & COMMUNICATIONS	DEPARTMENT OF CIVIL AVIATION	2909	Strengthening Air Transport Regulatory & Operational Performance (TA 7945)	0.588	-	0.588
ADB	MINISTRY OF INFORMATION & COMMUNICATIONS	DEPARTMENT OF INFORMATION & MEDIA	2544	SASEC Information Highway Project	14.156	-	14.156
ADB	MINISTRY OF INFORMATION & COMMUNICATIONS	ROAD SAFETY & TRANSPORT AUTHORITY	2544	SASEC Information Highway Project	0.668	-	0.668
ADB	MINISTRY OF INFORMATION & COMMUNICATIONS	SECRETARIAT	2544	SASEC Information Highway Project	14.719	-	14.719
ADB	MINISTRY OF LABOUR & HUMAN RESOURCES	DEPARTMENT OF TECHNICAL EDUCATION	4105	Institutional Strengthening for Skills Development (TA 8712)	-	13.596	13.596
ADB	MINISTRY OF WORKS & HUMAN SETTLEMENT	DEPARTMENT OF ENGINEERING SERVICES	4101	Improved Urban Environmental Infrastructure Project (TA 8551)	-	17.974	17.974
ADB	MINISTRY OF WORKS & HUMAN SETTLEMENT	DEPARTMENT OF ROADS	3078	TA for SASEC Transport, Trade Facilitation and Logistics Project (TA No. 8708)	-	23.804	23.804
ADB	MINISTRY OF WORKS & HUMAN SETTLEMENT	DEPARTMENT OF ROADS	3081	SASEC Road Connectivity Project (GRANT)	-	37.684	37.684
ADB	MINISTRY OF WORKS & HUMAN SETTLEMENT	DEPARTMENT OF ROADS	3081	SASEC Road Connectivity Project (GRANT)	66.919	-	66.919
ADB	NATIONAL COMMISSION FOR WOMEN & CHILDREN	SECRETARIAT	4503	Decentralized Coordination & Partnerships for Gender Equality Results (TA 9016)	-	16.231	16.231
ADB	NATIONAL ENVIRONMENT COMMISSION	SECRETARIAT	4104	Adapting to Climate Change through Integrated Water Resources Mgmt (TA 8623)	-	31.024	31.024

DONOR	ADMINISTRATIVE UNIT	SPENDING AGENCY / DEPARTMENT	FI CODE	PROJECT NAME	CASH	KIND	TOTAL
ADB	NATIONAL STATISTICS BUREAU	SECRETARIAT	2431	RETA on Adopting the Supply and Use Framework Towards the 1993 System of National Accounts (SNA)	(0.239)	-	(0.239)
ADB	NATIONAL STATISTICS BUREAU	SECRETARIAT	2642	2011 International Comparison Program for Asia and the Pacific(RDTA)	0.605	-	0.605
ADB	NATIONAL STATISTICS BUREAU	SECRETARIAT	4120	Statistical Business Registers for Improved Info on SMSLE (TA 8594)	0.014	-	0.014
ADB Total					266.055	439.168	705.223
ADHOC	DZONGKHAG ADMINISTRATION, SARPANG	URBAN DEVELOPMENT & ENGINEERING	1650	Adhoc Assistance for Individual Donors	1.360	-	1.360
ADHOC	DZONGKHAG ADMINISTRATION, TRONGSA	URBAN DEVELOPMENT & ENGINEERING	1650	Adhoc Assistance for Individual Donors	2.000	-	2.000
ADHOC	MINISTRY OF AGRICULTURE & FORESTS	DEPARTMENT OF AGRICULTURE	1650	Adhoc Assistance for Individual Donors	0.107	-	0.107
ADHOC	MINISTRY OF ECONOMIC AFFAIRS	SECRETARIAT	1650	Adhoc Assistance for Individual Donors	0.639	-	0.639
ADHOC	MINISTRY OF FINANCE	DEPARTMENT OF PUBLIC ACCOUNTS	1650	Adhoc Assistance for Individual Donors	2.869	-	2.869
ADHOC	MINISTRY OF FOREIGN AFFAIRS	SECRETARIAT	1650	Adhoc Assistance for Individual Donors	-	6.730	6.730
ADHOC	MINISTRY OF HEALTH	SECRETARIAT	1650	Adhoc Assistance for Individual Donors	0.478	-	0.478
ADHOC	MINISTRY OF HOME & CULTURAL AFFAIRS	SECRETARIAT	1650	Adhoc Assistance for Individual Donors	2.652	-	2.652
ADHOC	MINISTRY OF WORKS & HUMAN SETTLEMENT	DEPARTMENT OF ENGINEERING SERVICES	1650	Adhoc Assistance for Individual Donors	0.700	-	0.700
ADHOC	NATIONAL ENVIRONMENT COMMISSION	SECRETARIAT	1650	Adhoc Assistance for Individual Donors	0.150	-	0.150
ADHOC	NATIONAL STATISTICS BUREAU	SECRETARIAT	1650	Adhoc Assistance for Individual Donors	1.828	-	1.828
ADHOC Total					12.782	6.730	19.512
AFACI	MINISTRY OF AGRICULTURE & FORESTS	DEPARTMENT OF AGRICULTURE	4491	Technical Capacity Building Project	14.728	-	14.728
AFACI Total					14.728	-	14.728

DONOR	ADMINISTRATIVE UNIT	SPENDING AGENCY / DEPARTMENT	FI CODE	PROJECT NAME	CASH	KIND	TOTAL
AUSTRIAN HF	MINISTRY OF HEALTH	SECRETARIAT	2886	CSO RENEW responsible for execution of the scholarship program in Bhutan	1,180	-	1,180
AUSTRIAN HF Total					1,180	-	1,180
AUSTRIAN	GROSS NATIONAL HAPPINESS COMMISSION	SECRETARIAT	4058	Document Legal Sector Support	0,970	-	0,970
AUSTRIAN	JIGME SINGYE WANGCHUCK SCHOOL OF LAW	NA	4058	Document Legal Sector Support	10,896	-	10,896
AUSTRIAN	JUDICIARY	SECRETARIAT	2846	Support to Judiciary of Bhutan, Phase II	7,099	-	7,099
AUSTRIAN	JUDICIARY	SECRETARIAT	4058	Document Legal Sector Support	39,257	-	39,257
AUSTRIAN	MINISTRY OF AGRICULTURE & FORESTS	DEPARTMENT OF FOREST AND PARK SERVICES	2924	Climate Change Adaptation Potentials of Forests in Bhutan-building human capacities and knowledge base project (BC-Cap)	2,971	-	2,971
AUSTRIAN	MINISTRY OF ECONOMIC AFFAIRS	DEPARTMENT OF ENERGY	2194	Capacity Development for Department of Energy	19,158	-	19,158
AUSTRIAN	MINISTRY OF FINANCE	DEPARTMENT OF PUBLIC ACCOUNTS	4009	Capacity Building in Monitoring Safety of Hydropower Plants	16,491	-	16,491
AUSTRIAN	NATIONAL ENVIRONMENT COMMISSION	SECRETARIAT	4010	Study on Minimum Environmental Flow for Hydropower Projects in Bhutan	19,012	-	19,012
AUSTRIAN	ROYAL AUDIT AUTHORITY	SECRETARIAT	2861	Capacity Development of the Royal Audit Authority	4,917	-	4,917
AUSTRIAN	ROYAL CIVIL SERVICE COMMISSION	SECRETARIAT	4033	Institutionalization of new Performance Management System (PMS) and Leadership Development Program	8,948	-	8,948
AUSTRIAN	TOURISM COUNCIL OF BHUTAN	SECRETARIAT	4011	Development of Circuit Tourism Development Plan	(1,790)	-	(1,790)
AUSTRIAN Total					127,930	-	127,930
AUSTRIA	MINISTRY OF AGRICULTURE & FORESTS	DEPARTMENT OF AGRICULTURE	2142	Improving Mandarin Production in Bhutan & Australia	0,528	-	0,528
AUSTRIA Total					0,528	-	0,528

DONOR	ADMINISTRATIVE UNIT	SPENDING AGENCY / DEPARTMENT	FI CODE	PROJECT NAME	CASH	KIND	TOTAL
AVRDC	MINISTRY OF AGRICULTURE & FORESTS	DEPARTMENT OF AGRICULTURE	3009	Improving Nutrition through Agricultural Diversification	2,630	-	2,630
AVRDC Total					2,630	-	2,630
B/DESH	MINISTRY OF HEALTH	DEPARTMENT OF MEDICAL SERVICES	4568	International Conference of Autism and Neurodevelopment Disorder 2017	7,718		7,718
B/DESH Total					7,718	-	7,718
BC	DZONGKHAG ADMINISTRATION, BUMTHANG	EDUCATION	4506	Construction of MPH at Dhur PS, Bumthang	0,992		0,992
BC Total					0,992	-	0,992
BF	DZONGKHAG ADMINISTRATION, MONGAR	RELIGION & CULTURE	4501	Restoration of the Drametse Lhakhang, Mongar	2,400		2,400
BF	KHESAR GYALPO UNIVERSITY OF MEDICAL SCIENCES OF BHUTAN	SECRETARIAT	4498	Nomad Health Check-up under the Faculty of Nursing & Public Health (FNPH), KGUMSB	0,169		0,169
BF	KHESAR GYALPO UNIVERSITY OF MEDICAL SCIENCES OF BHUTAN	SECRETARIAT	4499	Bhutan Health Journal under KGUMSB	2,450		2,450
BF	MINISTRY OF EDUCATION	DEPARTMENT OF SCHOOL EDUCATION	4141	“ ”Enhancing access and quality of education for children with special needs” ”	0,068		0,068
BF	MINISTRY OF HEALTH	SECRETARIAT	4500	Improving Emergency Medical Services Program in Bhutan	0,990		0,990
BF	MINISTRY OF HOME & CULTURAL AFFAIRS	DEPARTMENT OF CULTURE	4142	Restoration and Adaptive reuse of Wangduechooling Palace	20,467		20,467
BF Total					26,544	-	26,544
BHTF	JIGME DORJI WANGCHUCK NATIONAL REFERRAL HOSPITAL	NA	1289	Bhutan Health Trust Fund	75,000		75,000
BHTF	MINISTRY OF HEALTH	DEPARTMENT OF MEDICAL SERVICES	1289	Bhutan Health Trust Fund	66,878		66,878
BHTF	MINISTRY OF HEALTH	DEPARTMENT OF MEDICAL SUPPLY AND HEALTH INFRASTRUCTURE	1289	Bhutan Health Trust Fund	70,843		70,843

DONOR	ADMINISTRATIVE UNIT	SPENDING AGENCY / DEPARTMENT	FI CODE	PROJECT NAME	CASH	KIND	TOTAL
BHTF	MINISTRY OF HEALTH	DEPARTMENT OF PUBLIC HEALTH	1289	Bhutan Health Trust Fund	6,920		6,920
BHTF Total					219,641	-	219,641
BMGF	JIGME DORJI WANGCHUCK NATIONAL REFERRAL HOSPITAL	NA	4148	Bill and Melinda Gates Foundation (GBS study at JDWNRH)	4,403		4,403
BMGF Total					4,403	-	4,403
BTFC	DZONGKHAG ADMINISTRATION, SAMDRUP JONGKHAR	AGRICULTURE	4089	Improve Rural Livelihood from NWFPP in Phulema	0,590		0,590
BTFC	DZONGKHAG ADMINISTRATION, WANGDUE PHODRANG	FORESTRY	4088	Rehabilitation of Luetshokha Tsho	1,550		1,550
BTFC	MINISTRY OF AGRICULTURE & FORESTS	DEPARTMENT OF AGRICULTURE	4092	Up-scaling Sustainable Land Management to Combat Land Degradation and Climate Change Mitigation	3,030		3,030
BTFC	MINISTRY OF AGRICULTURE & FORESTS	DEPARTMENT OF AGRICULTURE	4555	Enhancing Community Capacity for Biodiversity Conservation & Livelihood Improvement through Eco-based Farming-RDTC, Zhemgang	1,400		1,400
BTFC	MINISTRY OF AGRICULTURE & FORESTS	DEPARTMENT OF AGRICULTURE	4558	Strengthening National Biosecurity and Food Safety -BAFRA, Thimphu	3,050		3,050
BTFC	MINISTRY OF AGRICULTURE & FORESTS	DEPARTMENT OF FOREST AND PARK SERVICES	2885	Natural Resource Management in the Highlands for Sustainable Livelihood and Green Economy (Laya & Septhu Gewog)	(0,322)		(0,322)
BTFC	MINISTRY OF AGRICULTURE & FORESTS	DEPARTMENT OF FOREST AND PARK SERVICES	2986	Strengthening Resource Monitoring, Patrolling & Service Delivery of Jigme Dorji National Park	1,860		1,860
BTFC	MINISTRY OF AGRICULTURE & FORESTS	DEPARTMENT OF FOREST AND PARK SERVICES	2987	Improve Management Efficiency of Bumdeling Wildlife Sanctuary through Integrated & Participatory Approach	1,360		1,360
BTFC	MINISTRY OF AGRICULTURE & FORESTS	DEPARTMENT OF FOREST AND PARK SERVICES	2997	Implementation of the Conservation Management Plan of Jigme Khesar Strict Nature Reserve (JKSNR)	(0,728)		(0,728)

DONOR	ADMINISTRATIVE UNIT	SPENDING AGENCY / DEPARTMENT	FI CODE	PROJECT NAME	CASH	KIND	TOTAL
BTFEC	MINISTRY OF AGRICULTURE & FORESTS	DEPARTMENT OF FOREST AND PARK SERVICES	4005	Sustainable Management of Resources inside JDNP through participation of communities and other key stakeholders	0.940		0.940
BTFEC	MINISTRY OF AGRICULTURE & FORESTS	DEPARTMENT OF FOREST AND PARK SERVICES	4006	Enhance Park Biodiversity database for informed decision making towards park community livelihood. WCP, Bumthang	4.880		4.880
BTFEC	MINISTRY OF AGRICULTURE & FORESTS	DEPARTMENT OF FOREST AND PARK SERVICES	4007	Integrated Community based Eco-Tourism Program in Khoma Gewog, Bumdelling Wildlife Sanctuary, T Yangtse	4.885		4.885
BTFEC	MINISTRY OF AGRICULTURE & FORESTS	DEPARTMENT OF FOREST AND PARK SERVICES	4030	Revision of the Conservation Management Plan for Sakteng Wildlife Sanctuary, Phongmey Trashigang	0.323		0.323
BTFEC	MINISTRY OF AGRICULTURE & FORESTS	DEPARTMENT OF FOREST AND PARK SERVICES	4031	Establishment of a knowledge base for invertebrates in Bhutan	2.872		2.872
BTFEC	MINISTRY OF AGRICULTURE & FORESTS	DEPARTMENT OF FOREST AND PARK SERVICES	4043	Embracing Interior Zoning Paradigm for Scientific Wildlife Management Interventions in Thrumshingla National Park	1.736		1.736
BTFEC	MINISTRY OF AGRICULTURE & FORESTS	DEPARTMENT OF FOREST AND PARK SERVICES	4045	Biodiversity Conservation and Sustainable use in HANAS of Bhutan	3.609		3.609
BTFEC	MINISTRY OF AGRICULTURE & FORESTS	DEPARTMENT OF FOREST AND PARK SERVICES	4089	Improve Rural Livelihood from NWFP in Phulema	0.100		0.100
BTFEC	MINISTRY OF AGRICULTURE & FORESTS	DEPARTMENT OF FOREST AND PARK SERVICES	4090	Community Based Development in DUNG MANG TSHACHU	6.353		6.353
BTFEC	MINISTRY OF AGRICULTURE & FORESTS	DEPARTMENT OF FOREST AND PARK SERVICES	4092	Up-scaling Sustainable Land Management to Combat Land Degradation and Climate Change Mitigation	1.849		1.849
BTFEC	MINISTRY OF AGRICULTURE & FORESTS	DEPARTMENT OF FOREST AND PARK SERVICES	4114	Phase One-Mainstreaming of conservation and sustainable forest & natural resource management approaches in national policies	5.405		5.405
BTFEC	MINISTRY OF AGRICULTURE & FORESTS	DEPARTMENT OF FOREST AND PARK SERVICES	4115	Development of Landscape Conservation Management Plan for Snow Leopard (Panthera uncia) in Bhutan	0.896		0.896

DONOR	ADMINISTRATIVE UNIT	SPENDING AGENCY / DEPARTMENT	FI CODE	PROJECT NAME	CASH	KIND	TOTAL
BTFEC	MINISTRY OF AGRICULTURE & FORESTS	DEPARTMENT OF FOREST AND PARK SERVICES	4510	To enhance the management effectiveness of Jigme Khesar Strict Nature Reserve (JKSNR)	7.270		7.270
BTFEC	MINISTRY OF AGRICULTURE & FORESTS	DEPARTMENT OF FOREST AND PARK SERVICES	4546	To study on the Ecology and Conservation of Spotted deer and other mammals	4.264		4.264
BTFEC	MINISTRY OF AGRICULTURE & FORESTS	DEPARTMENT OF FOREST AND PARK SERVICES	4547	The study on the Ecology, and small Felids in Royal Manas National Park	0.866		0.866
BTFEC	MINISTRY OF AGRICULTURE & FORESTS	DEPARTMENT OF FOREST AND PARK SERVICES	4548	National Rollout of SMART Patrolling Program	3.200		3.200
BTFEC	MINISTRY OF AGRICULTURE & FORESTS	DEPARTMENT OF FOREST AND PARK SERVICES	4552	Working towards achieving land degradation neutral status: Protect -Sustain -Restore	0.219		0.219
BTFEC	MINISTRY OF AGRICULTURE & FORESTS	DEPARTMENT OF FOREST AND PARK SERVICES	4557	Conservation and Sustainable use of Indigenous Flora in Bhutanese Gardens and Landscapes- FALP, Thimphu	1.567		1.567
BTFEC	MINISTRY OF AGRICULTURE & FORESTS	DEPARTMENT OF FOREST AND PARK SERVICES	4560	Conservation of Paris Polyphylla, Satuwa	0.320		0.320
BTFEC	MINISTRY OF AGRICULTURE & FORESTS	DEPARTMENT OF FOREST AND PARK SERVICES	4579	Anti-Poaching of Musk Deer-Ensuring their conservation in WCNP and beyond	0.700		0.700
BTFEC	MINISTRY OF AGRICULTURE & FORESTS	DEPARTMENT OF LIVESTOCK	2873	Study on Species Composition & Distribution of Fish in Bhutan's Three Major Basins	(0.387)		(0.387)
BTFEC	MINISTRY OF AGRICULTURE & FORESTS	DEPARTMENT OF LIVESTOCK	2989	Reviving Degraded Rangelands in the Northern Frontier through SLM technologies involving Yak Herding Communities	1.128		1.128
BTFEC	MINISTRY OF AGRICULTURE & FORESTS	DEPARTMENT OF LIVESTOCK	4507	Fish Fauna Assessment: Species Composition and Distribution of Fish in Manas, Aie Chu and Nyera Ana Basins	3.346		3.346
BTFEC	MINISTRY OF AGRICULTURE & FORESTS	DEPARTMENT OF LIVESTOCK	4550	Improving Rangeland Governance and Leveraging Yak Value Chains for SNRML in the western frontier of Bhutan	3.729		3.729
BTFEC	MINISTRY OF AGRICULTURE & FORESTS	DEPARTMENT OF LIVESTOCK	4551	Conservation and Promotion of Native Poultry Breeds of Bhutan	3.890		3.890

DONOR	ADMINISTRATIVE UNIT	SPENDING AGENCY / DEPARTMENT	FI CODE	PROJECT NAME	CASH	KIND	TOTAL
BTFC	MINISTRY OF ECONOMIC AFFAIRS	DEPARTMENT OF RENEWABLE ENERGY	2743	Improved Fuelwood Cook Stove	3,642		3,642
BTFC	ROYAL AUDIT AUTHORITY	SECRETARIAT	4511	Strengthening Environmental Auditing towards Protection and Conservation of Environment	3,716		3,716
BTFC	SHABA GEWOG, PARO	FORESTRY	4559	Rehabilitation of Degraded Watershed and Improvement of Water Supply for Euthok Gonpa and Dira Karpo, Paro	0,341		0,341
BTFC Total					83,449	-	83,449
CDC, USA	MINISTRY OF HEALTH	DEPARTMENT OF MEDICAL SERVICES	2946	Avian and pandemic influenza preparedness and response	4,568		4,568
CDC, USA	MINISTRY OF HEALTH	DEPARTMENT OF PUBLIC HEALTH	2946	Avian and pandemic influenza preparedness and response	6,986		6,986
CDC, USA Total					11,555	-	11,555
CU:USA	MINISTRY OF AGRICULTURE & FORESTS	DEPARTMENT OF AGRICULTURE	2236	Development Broad Program of Tree - Ring Research Capacity Building in Bhutan	0,266		0,266
CU:USA Total					0,266	-	0,266
DANIDA	MINISTRY OF HOME & CULTURAL AFFAIRS	DEPARTMENT OF LOCAL GOVERNANCE	2941	Capacity Development Support under Local Governance Sustainable Development Programme (LGSDP, DLG)	0,272		0,272
DANIDA	ROYAL UNIVERSITY OF BHUTAN	SECRETARIAT	2812	Transition Support Program (TSP): RUB	(1,318)		(1,318)
DANIDA Total					(1,046)	-	(1,046)
Dante-UK	MINISTRY OF INFORMATION & COMMUNICATIONS	DEPARTMENT OF INFORMATION TECHNOLOGY & TELECOM	2532	Advanced Network Technology to Europe	0,395		0,395
Dante-UK Total					0,395	-	0,395
Darwin	MINISTRY OF AGRICULTURE & FORESTS	DEPARTMENT OF LIVESTOCK	4545	Sustainable Rangeland Management to protect Red Pandas and Herder Livelihoods	4,402		4,402
Darwin Total					4,402	-	4,402
DBH	MINISTRY OF HOME & CULTURAL AFFAIRS	DEPARTMENT OF CULTURE	4110	Preservation of Bhutan's Traditional Calligraphic, Xylographic & Print Culture	0,249		0,249
DBH Total					0,249	-	0,249

DONOR	ADMINISTRATIVE UNIT	SPENDING AGENCY / DEPARTMENT	FI CODE	PROJECT NAME	CASH	KIND	TOTAL
EIS	MINISTRY OF ECONOMIC AFFAIRS	SECRETARIAT	2595	Enhance integrated Framework	6.759		6.759
EIS Total					6.759	-	6.759
EU	MINISTRY OF AGRICULTURE & FORESTS	DEPARTMENT OF AGRICULTURE	4066	Technical Cooperation Project in Support of Renewal Natural Resources Sector	125.858		125.858
EU Total					125.858	-	125.858
EURCO	MINISTRY OF AGRICULTURE & FORESTS	DEPARTMENT OF AGRICULTURE	2927	Climate Change Adaptation in the Renewable Natural Resources Sector	77.902		77.902
EURCO	MINISTRY OF INFORMATION & COMMUNICATIONS	ROAD SAFETY & TRANSPORT AUTHORITY	2838	Low Emission Capacity Building Program	2.856		2.856
EURCO	MINISTRY OF INFORMATION & COMMUNICATIONS	SECRETARIAT	2838	Low Emission Capacity Building Program	(0.443)		(0.443)
EURCO	NATIONAL ENVIRONMENT COMMISSION	SECRETARIAT	2838	Low Emission Capacity Building Program	(0.763)		(0.763)
EURCO	THROMDEYS	PHUENTSHOLING THROMDE	2809	SUNYA - Towards Zero Waste in South Asia Project	1.024		1.024
EURCO Total					80.576	-	80.576
FAO	MINISTRY OF AGRICULTURE & FORESTS	COUNCIL FOR RENEWABLE NATURAL RESOURCE RESEARCH OF BHUTAN	4037	Capacity Development for Policy Impact Studies	0.025		0.025
FAO	MINISTRY OF AGRICULTURE & FORESTS	DEPARTMENT OF AGRICULTURE	4037	Capacity Development for Policy Impact Studies	1.689		1.689
FAO	MINISTRY OF AGRICULTURE & FORESTS	DEPARTMENT OF AGRICULTURE	4150	Biodiverse and Nutritious Potato Improvement across Peru, Nepal and Bhutan	1.107		1.107
FAO	MINISTRY OF AGRICULTURE & FORESTS	DEPARTMENT OF AGRICULTURE	4497	Strategic Plan for RNR Statistics (SP-RNRS)	1.234		1.234
FAO	MINISTRY OF AGRICULTURE & FORESTS	DEPARTMENT OF AGRICULTURE	4519	Improving rice productivity in Bhutan to enhance rice self-sufficiency	1.285		1.285
FAO	MINISTRY OF AGRICULTURE & FORESTS	DEPARTMENT OF AGRICULTURE	4520	Strengthening Management of Maize Storage (SMMS)	1.173		1.173

DONOR	ADMINISTRATIVE UNIT	SPENDING AGENCY / DEPARTMENT	FI CODE	PROJECT NAME	CASH	KIND	TOTAL
FAO	MINISTRY OF AGRICULTURE & FORESTS	DEPARTMENT OF AGRICULTURE	4554	Strengthening the e-Agriculture environment and development ICT-mediated agricultural solutions for countries in Asia-Pacific	0.600		0.600
FAO	MINISTRY OF AGRICULTURE & FORESTS	DEPARTMENT OF LIVESTOCK	4497	Strategic Plan for RNR Statistics (SP-RNRS)	0.449		0.449
FAO	TOURISM COUNCIL OF BHUTAN	SECRETARIAT	4037	Capacity Development for Policy Impact Studies	(0.025)		(0.025)
FAO Total					7.537	-	7.537
GFATM	MINISTRY OF HEALTH	DEPARTMENT OF MEDICAL SERVICES	4103	Preventing HIV/AIDS and strengthening treatment of PLHIV	14.313		14.313
GFATM	MINISTRY OF HEALTH	DEPARTMENT OF PUBLIC HEALTH	2771	To reduce the impact of HIV on MSM populations in South Asia	4.530		4.530
GFATM	MINISTRY OF HEALTH	DEPARTMENT OF PUBLIC HEALTH	4098	To reduce TB and MDR-TB burden in Bhutan	20.865		20.865
GFATM	MINISTRY OF HEALTH	DEPARTMENT OF PUBLIC HEALTH	4099	Acceleration towards achieving Zero Indigenous Malaria in Bhutan	24.812		24.812
GFATM	MINISTRY OF HEALTH	DEPARTMENT OF PUBLIC HEALTH	4103	Preventing HIV/AIDS and strengthening treatment of PLHIV	11.100		11.100
GFATM	MINISTRY OF HEALTH	SECRETARIAT	2207	Scaling up HIV Prevention Services among Youth & Other Vulnerable Population Groups through Multi Se	(4.197)		(4.197)
GFATM	MINISTRY OF HEALTH	SECRETARIAT	2771	To reduce the impact of HIV on MSM populations in South Asia	(0.520)		(0.520)
GFATM	MINISTRY OF HEALTH	SECRETARIAT	4098	To reduce TB and MDR-TB burden in Bhutan	9.637		9.637
GFATM	MINISTRY OF HEALTH	SECRETARIAT	4099	Acceleration towards achieving Zero Indigenous Malaria in Bhutan	5.779		5.779
GFATM	MINISTRY OF HEALTH	SECRETARIAT	4103	Preventing HIV/AIDS and strengthening treatment of PLHIV	4.197		4.197
GFATM Total					90.516	-	90.516

DONOR	ADMINISTRATIVE UNIT	SPENDING AGENCY / DEPARTMENT	FI CODE	PROJECT NAME	CASH	KIND	TOTAL
GOI	MINISTRY OF ECONOMIC AFFAIRS	DEPARTMENT OF HYDRO POWER AND POWER SYSTEM	2284	DRP for Chakharchohu (Digala) 770 MW	1,606		1,606
GOI	MINISTRY OF ECONOMIC AFFAIRS	DEPARTMENT OF HYDRO POWER AND POWER SYSTEM	2287	Update of Sunkosh 2560 MW DRP & EIA including preparation of pre-construction survey report	70,022		70,022
GOI	MINISTRY OF ECONOMIC AFFAIRS	DEPARTMENT OF HYDRO-MET SERVICES	0212	Hydrometeorological Services for GOI	24,976		24,976
GOI	MINISTRY OF HEALTH	DEPARTMENT OF MEDICAL SUPPLY AND HEALTH INFRASTRUCTURE	2248	Construction of Gelephu Regional Referral Hospital (150 beds)	153,150		153,150
GOI	MINISTRY OF INFORMATION & COMMUNICATIONS	DEPARTMENT OF INFORMATION TECHNOLOGY & TELECOM	2564	Total Solution Project	97,697		97,697
GOI	MINISTRY OF LABOUR & HUMAN RESOURCES	DEPARTMENT OF TECHNICAL EDUCATION	2253	Human Resource Development (Vocational Education)	77,550		77,550
GOI	MINISTRY OF WORKS & HUMAN SETTLEMENT	DEPARTMENT OF ROADS	2585	Construction of Tingtibi-Praing Road	43,866		43,866
GOI	ROYAL AUDIT AUTHORITY	SECRETARIAT	2276	Strengthening Royal Audit Authority	59,995		59,995
GOI	ROYAL CIVIL SERVICE COMMISSION	SECRETARIAT	2635	Nehru-Wangchuk Scholarship	15,000		15,000
GOI	ROYAL UNIVERSITY OF BHUTAN	SECRETARIAT	1779	Shenubse College Lectures - Colombo Plan (8th Plan Spillover)	0,958		0,958
GOI Total					544,819	-	544,819
GOI10FYP	MINISTRY OF FINANCE	DEPARTMENT OF PUBLIC ACCOUNTS	2361	Programme Grant (GOI 10th Plan)	2,125,000		2,125,000
GOI10FYP	MINISTRY OF HOME & CULTURAL AFFAIRS	DEPARTMENT OF CULTURE	2422	Construction of Pema Gatshel Dzong	150,000		150,000
GOI10FYP	MINISTRY OF WORKS & HUMAN SETTLEMENT	DEPARTMENT OF ROADS	2797	Construction of Rafee-Khosia Bypass Road	180,000		180,000
GOI10FYP Total					2,455,000	-	2,455,000
GOI11FYP	(BETENI) PATSHALING GEWOG, TSIRANG	HEALTH	4036	GOI SDP Batch II	0,472		0,472

DONOR	ADMINISTRATIVE UNIT	SPENDING AGENCY / DEPARTMENT	FI CODE	PROJECT NAME	CASH	KIND	TOTAL
GO11FYF	(BIRU) PEMALING GEWOG, SAMTSE	URBAN DEVELOPMENT AND ENGINEERING	4283	Construction of Bailey bridge for Tachey Farm Road on Chebu river in Pemaling Gewog	1,800		1,800
GO11FYF	(CHARGHAREY) SANGGACHOLING GEWOG, SAMTSE	AGRICULTURE	4285	Construction of new irrigation Channel at Jiti A and B (Chuchungsa) , SangNgagChhoeling.	2,275		2,275
GO11FYF	(CHARGHAREY) SANGGACHOLING GEWOG, SAMTSE	HEALTH	4284	Construction of additional Water Source at Dephellingtoed in Sangnag choling gewog	1,800		1,800
GO11FYF	(DOROKHA) DOPHUCHEN GEWOG, SAMTSE	AGRICULTURE	4036	GOI SDP Batch II	3,806		3,806
GO11FYF	(DOROKHA) DOPHUCHEN GEWOG, SAMTSE	AGRICULTURE	4438	Construction of farm road from Sengten to Lumbay via Labcheygaon in Dophuchen Gewog	0,698		0,698
GO11FYF	(PUGLI) PHUENTSHOPELRI GEWOG, SAMTSE	AGRICULTURE	4036	GOI SDP Batch II	0,060		0,060
GO11FYF	(PUGLI) PHUENTSHOPELRI GEWOG, SAMTSE	AGRICULTURE	4286	Construction of permanent works for Dolomthang Farm Road in Phuntshopelri Gewog	3,695		3,695
GO11FYF	(SIBSU) TASHICHOLING GEWOG,SAMTSE	URBAN DEVELOPMENT & ENGINEERING	4036	GOI SDP Batch II	1,728		1,728
GO11FYF	ATHANG GEWOG, WANGDUE PHODRANG	AGRICULTURE	4456	Construction of permanent structure from Taksha to Doleychen farm road at Rukha Chiwog under Athang Gewog	7,330		7,330
GO11FYF	BAAP GEWOG, PUNAKHA	AGRICULTURE	4036	GOI SDP Batch II	0,143		0,143
GO11FYF	BAAP GEWOG, PUNAKHA	AGRICULTURE	4268	Installation of Water Pumps at Tshokorna in Baap Gewog	1,800		1,800
GO11FYF	BARDO GEWOG, ZHEMGANG	AGRICULTURE	4330	Construction of Farm Road form Khomshar to Gonpai in Bardo Gewog	2,222		2,222
GO11FYF	BARDO GEWOG, ZHEMGANG	AGRICULTURE	4468	Construction of Farm Road from Khomshar via Dunglebi to Phulabi in Bardo gewog	3,000		3,000
GO11FYF	BHUTAN OLYMPIC COMMITTEE	SECRETARIAT	2893	SDP, GOI	19,063		19,063
GO11FYF	BHUTAN OLYMPIC COMMITTEE	SECRETARIAT	2893	SDP, GOI	2,666		2,666

DONOR	ADMINISTRATIVE UNIT	SPENDING AGENCY / DEPARTMENT	FI CODE	PROJECT NAME	CASH	KIND	TOTAL
GO111FYP	BHUTAN OLYMPIC COMMITTEE	SECRETARIAT	3063	Development of Sports Infrastructure	56.344		56.344
GO111FYP	BIDUNG GEWOG, TRASHIGANG	AGRICULTURE	4447	Construction of Yamkharchu-Saling-Dogrom Pipe Irrigation Channel under Bidung Gewog	0.600		0.600
GO111FYP	BJACHHO GEWOG, CHHUKHA	AGRICULTURE	4210	Construction of permanent structure for Etosil to Labtshakha (Techna) Farm road in Bjabocho Gewog	1.800		1.800
GO111FYP	BJENA GEWOG, WANGDUE PHODRANG	AGRICULTURE	4455	Construction of Permanent Structure from Themekha to Balakha Farm Road at Balakha Village under Bjena Gewog	0.887		0.887
GO111FYP	BJENA GEWOG, WANGDUE PHODRANG	AGRICULTURE	4460	Construction of Farm Road from Pechu to Takeykha in Bjena Gewog	0.845		0.845
GO111FYP	BJI GEWOG, HAA	URBAN DEVELOPMENT AND ENGINEERING	4406	The Black topping of Talung Farm Road from Chhundu Central School to Talung village under Bjee gewog	4.500		4.500
GO111FYP	BONGO GEWOG, CHHUKHA	AGRICULTURE	4209	Construction of permanent structure for Gedu Boeri Farm road in Bongo Gewog	2.933		2.933
GO111FYP	BONGO GEWOG, CHHUKHA	AGRICULTURE	4211	Construction of Permanent structure for Jungley Bongo Phatshuma farm road in Bongo Gewog	6.000		6.000
GO111FYP	BUMDELING GEWOG, TRASHI YANGTSE	AGRICULTURE	4036	GOI SDP Batch II	0.813		0.813
GO111FYP	CENTRE FOR BHUTAN STUDIES AND GNH RESEARCH	SECRETARIAT	4036	GOI SDP Batch II	12.489		12.489
GO111FYP	CHANG GEWOG, THIMPHU	CIVIL	2893	SDP, GOI	2.500		2.500
GO111FYP	CHAPCHHA GEWOG, CHHUKHA	CIVIL	4036	GOI SDP Batch II	0.434		0.434
GO111FYP	CHASKHAR GEWOG, MONGAR	CIVIL	4036	GOI SDP Batch II	0.106		0.106
GO111FYP	CHHALI GEWOG, MONGAR	AGRICULTURE	4246	Construction of Farm Road to Chulibi in Chali Gewog	1.800		1.800
GO111FYP	CHHALI GEWOG, MONGAR	HEALTH	4036	GOI SDP Batch II	1.185		1.185

DONOR	ADMINISTRATIVE UNIT	SPENDING AGENCY / DEPARTMENT	FI CODE	PROJECT NAME	CASH	KIND	TOTAL
GO11FYF	CHHIMUNG GEWOG, PEMBA GATSHEL	AGRICULTURE	4036	GOI SDP Batch II	0.010		0.010
GO11FYF	CHHOEKHOR GEWOG, BUMTHANG	AGRICULTURE	4389	Construction of farm road from Dhur to Zomling in Chhokhor Gewog	1.185		1.185
GO11FYF	CHHOEKHOR GEWOG, BUMTHANG	URBAN DEVELOPMENT AND ENGINEERING	4036	GOI SDP Batch II	2.400		2.400
GO11FYF	CHHUBU GEWOG, PUNAKHA	AGRICULTURE	4036	GOI SDP Batch II	0.509		0.509
GO11FYF	CHHUBU GEWOG, PUNAKHA	AGRICULTURE	4423	Construction of Permanent structure for Samdingkha to Selwa farm road under Chhubu Gewog	2.100		2.100
GO11FYF	CHHUMEY GEWOG, BUMTHANG	AGRICULTURE	4036	GOI SDP Batch II	1.035		1.035
GO11FYF	CHHUMEY GEWOG, BUMTHANG	AGRICULTURE	4205	Construction of Permanent structure on Fogor to Chungphel farm road in Chumey Gewog	1.948		1.948
GO11FYF	CHHUMEY GEWOG, BUMTHANG	AGRICULTURE	4387	Construction of Permanent Structure for Jirook-Samteling Farm Road in Chhumig Gewog	0.600		0.600
GO11FYF	CHHUZARGANG GEWOG, SARPANG	AGRICULTURE	4290	Construction of RWSS at upper and lower Dewathang in Chuzergang Gewog	1.411		1.411
GO11FYF	DAGA GEWOG, WANGDUE PHODRANG	AGRICULTURE	4457	Construction of Permanent Structures along Taksha –Silli Farm Road at Taksha under Daga Gewog	2.520		2.520
GO11FYF	DANGCHHU GEWOG, WANGDUE PHODRANG	URBAN DEVELOPMENT AND ENGINEERING	4325	Construction of RCC Girder bridge over Dangchu for Ghobja Farm Road in Dangchu Gewog	3.300		3.300
GO11FYF	DARLA GEWOG, CHHUKHA	AGRICULTURE	4391	Construction of Norgaytoed to Khamedthaphang Farm road via Dangreybug & Tapthangubug in Darla Gewog	2.267		2.267
GO11FYF	DARLA GEWOG, CHHUKHA	HEALTH	4208	Construction of RWSS at Darla in Darla Gewog	9.461		9.461

DONOR	ADMINISTRATIVE UNIT	SPENDING AGENCY / DEPARTMENT	FI CODE	PROJECT NAME	CASH	KIND	TOTAL
GO111FYP	DECHHENLING GEWOG, PEMA GATSHEL	AGRICULTURE	4420	Construction of Farm road from Kerong to Yangmalashing in Dechenling Gewog	2.250		2.250
GO111FYP	DENCHUKHA GEWOG, SAMTSE	AGRICULTURE	4437	Construction of farm road from Kaduri to Damjee in Denchukha Gewog	1.800		1.800
GO111FYP	DEWATHANG GEWOG, SAMDRUP JONGKHAR	URBAN DEVELOPMENT AND ENGINEERING	4036	GOI SDP Batch II	0.697		0.697
GO111FYP	DOBSHARI GEWOG, PARO	AGRICULTURE	4036	GOI SDP Batch II	0.005		0.005
GO111FYP	DOGAR GEWOG, PARO	AGRICULTURE	4416	Construction of farm road from Dadogang to Gemdrato in Dogar Gewog	0.695		0.695
GO111FYP	DOGAR GEWOG, PARO	CIVIL	4036	GOI SDP Batch II	0.800		0.800
GO111FYP	DORONA GEWOG, DAGANA	AGRICULTURE	4036	GOI SDP Batch II	0.302		0.302
GO111FYP	DORONA GEWOG, DAGANA	AGRICULTURE	4395	Construction of farm road from Mamithang to Laidapar in Dorona Gewog	1.572		1.572
GO111FYP	DOTENG GEWOG, PARO	AGRICULTURE	4036	GOI SDP Batch II	0.001		0.001
GO111FYP	DRUJEYGANG GEWOG, DAGANA	AGRICULTURE	4217	Construction of permanent structure on Drujeygang to Chulum farm road in Drujeygang Gewog	1.200		1.200
GO111FYP	DRUJEYGANG GEWOG, DAGANA	AGRICULTURE	4218	Construction of permanent structure on Ambhithang to Tardatum farm road in Drujeygang Gewog	1.200		1.200
GO111FYP	DRUJEYGANG GEWOG, DAGANA	AGRICULTURE	4399	Construction of irrigation channel from Budhipang to Kawatang, Drujeygang Gewog	2.400		2.400
GO111FYP	DUMTEOD GEWOG, SAMTSE	AGRICULTURE	4036	GOI SDP Batch II	1.445		1.445
GO111FYP	DUMTEOD GEWOG, SAMTSE	AGRICULTURE	4432	Construction of farm road from Goleydara to Doongtoed Chewa under Doongtoed gewog	0.900		0.900
GO111FYP	DUMTEOD GEWOG, SAMTSE	LIVESTOCK	4433	Construction of RNR staff quarter at Dragoon under Doongtoed Gewog	1.224		1.224
GO111FYP	DUNGLAGANG GEWOG, TSIRANG	AGRICULTURE	4036	GOI SDP Batch II	0.032		0.032
GO111FYP	DUNGMIN GEWOG, PEMA GATSHEL	CIVIL	4036	GOI SDP Batch II	0.003		0.003

DONOR	ADMINISTRATIVE UNIT	SPENDING AGENCY / DEPARTMENT	FI CODE	PROJECT NAME	CASH	KIND	TOTAL
GO11FYF	DZOMA GEWOG, PUNAKHA	AGRICULTURE	4036	GOI SDP Batch II	0.018		0.018
GO11FYF	DZOMA GEWOG, PUNAKHA	AGRICULTURE	4424	Construction of farm road from Jangsa to Jojo Goenpa under Dzomi Gewog (3.5KM)	0.600		0.600
GO11FYF	DZONGKHAG ADMINISTRATION, BUMTHANG	AGRICULTURE	4203	Electric fencing for potato production in Chhumey, Chhokhor, Tang and Ura Gewog	1.320		1.320
GO11FYF	DZONGKHAG ADMINISTRATION, BUMTHANG	EDUCATION	4012	Ura MSS, Bumthang	37.180		37.180
GO11FYF	DZONGKHAG ADMINISTRATION, BUMTHANG	EDUCATION	4036	GOI SDP Batch II	30.519		30.519
GO11FYF	DZONGKHAG ADMINISTRATION, BUMTHANG	HEALTH	4202	Tot	5.486		5.486
GO11FYF	DZONGKHAG ADMINISTRATION, BUMTHANG	LIVESTOCK	4200	Construction of Milk Processing Plant at Bepzur village in Tang Gewog	1.200		1.200
GO11FYF	DZONGKHAG ADMINISTRATION, BUMTHANG	URBAN DEVELOPMENT & ENGINEERING	4201	Construction of River Bank protection wall along Chamkhar chhu	4.784		4.784
GO11FYF	DZONGKHAG ADMINISTRATION, CHHUKHA	AGRICULTURE	4206	Construction of farm road from Metakha Gewog Center to Pangu	10.016		10.016
GO11FYF	DZONGKHAG ADMINISTRATION, CHHUKHA	AGRICULTURE	4207	Construction of farm road from Dungna to Mondokha in Dungna Gewog	25.634		25.634
GO11FYF	DZONGKHAG ADMINISTRATION, CHHUKHA	AGRICULTURE	4213	Construction of Market Shed at Tsimalakha in Bjabcho Gewog	2.948		2.948
GO11FYF	DZONGKHAG ADMINISTRATION, CHHUKHA	CIVIL	4036	GOI SDP Batch II	0.235		0.235
GO11FYF	DZONGKHAG ADMINISTRATION, CHHUKHA	EDUCATION	4013	GOI PTA Schools implemented by Chhukha Dzongkhag	24.930		24.930
GO11FYF	DZONGKHAG ADMINISTRATION, CHHUKHA	HEALTH	4214	Construction of 4 units Staff Quarters at Tsimalakha Hospital	5.215		5.215
GO11FYF	DZONGKHAG ADMINISTRATION, DAGANA	AGRICULTURE	4216	Construction of Irrigation Channel from Budchhu via Thangna to Pangna and Yungstbi in Drujeygang Gewog	5.384		5.384
GO11FYF	DZONGKHAG ADMINISTRATION, DAGANA	AGRICULTURE	4394	Construction of Karilum irrigation channel under Tseza Gewog	3.721		3.721

DONOR	ADMINISTRATIVE UNIT	SPENDING AGENCY / DEPARTMENT	FI CODE	PROJECT NAME	CASH	KIND	TOTAL
GO11FYP	DZONGKHAG ADMINISTRATION, DAGANA	EDUCATION	4015	GOI PTA Schools implemented by Dagana Dzongkhag	2.840		2.840
GO11FYP	DZONGKHAG ADMINISTRATION, DAGANA	URBAN DEVELOPMENT & ENGINEERING	4036	GOI SDP Batch II	3.824		3.824
GO11FYP	DZONGKHAG ADMINISTRATION, DAGANA	URBAN DEVELOPMENT & ENGINEERING	4215	Construction of permanent work and Bailey bridge at Gumla to Kalizingkha farm road in Khebisa Gewog	20.400		20.400
GO11FYP	DZONGKHAG ADMINISTRATION, GASA	AGRICULTURE	4036	GOI SDP Batch II	0.541		0.541
GO11FYP	DZONGKHAG ADMINISTRATION, GASA	AGRICULTURE	4228	Construction of RNR Staff Quarter at Khatoad Gewog Center at Jashithangka	2.207		2.207
GO11FYP	DZONGKHAG ADMINISTRATION, GASA	CIVIL	2893	SDP, GOI	1.320		1.320
GO11FYP	DZONGKHAG ADMINISTRATION, GASA	CIVIL	4224	Construction of river protection wall at Jamzanachu in Khatoad Gewog	1.200		1.200
GO11FYP	DZONGKHAG ADMINISTRATION, GASA	CIVIL	4225	Construction of Guest House at Gasa Dzongkhag	3.000		3.000
GO11FYP	DZONGKHAG ADMINISTRATION, GASA	CIVIL	4523	Solar Lighting and CGI sheet for Yak Herders in Laya Gewog	0.900		0.900
GO11FYP	DZONGKHAG ADMINISTRATION, GASA	EDUCATION	4036	GOI SDP Batch II	21.335		21.335
GO11FYP	DZONGKHAG ADMINISTRATION, GASA	HEALTH	4226	Construction of permanent structures on Access Road from Laya GC Road to Gasa BHU-I in Khatoad Gewog	2.772		2.772
GO11FYP	DZONGKHAG ADMINISTRATION, GASA	HEALTH	4227	Construction of two unit Staff Quarter at Gasa BHU I in Khatoad Gewog	1.542		1.542
GO11FYP	DZONGKHAG ADMINISTRATION, HAA	AGRICULTURE	4230	Construction of Farm Road from Reima to Shebji village in Sangbaykha Gewog	9.600		9.600
GO11FYP	DZONGKHAG ADMINISTRATION, HAA	AGRICULTURE	4231	Construction of Farm Road from Seilia to Sektena village in Gadkiling Gewog	9.600		9.600
GO11FYP	DZONGKHAG ADMINISTRATION, HAA	AGRICULTURE	4232	Construction of Farm Road from Dumtoe-Thangokha/Ngatsena in Gadkiling Gewog	9.600		9.600

DONOR	ADMINISTRATIVE UNIT	SPENDING AGENCY / DEPARTMENT	FI CODE	PROJECT NAME	CASH	KIND	TOTAL
GO11FYF	DZONGKHAG ADMINISTRATION, HAA	AGRICULTURE	4402	Construction of farm road from Sombaykha Gewog Centre to Tashigang village	4.500		4.500
GO11FYF	DZONGKHAG ADMINISTRATION, HAA	AGRICULTURE	4403	Construction of Farm Road from Putsena to Rangtse village under Gakidling Gewog	4.500		4.500
GO11FYF	DZONGKHAG ADMINISTRATION, HAA	AGRICULTURE	4404	Construction of Farm Road from Sombaykha Dungkhang to Bebji Village via Mochu village under Sombaykha Gewog	4.500		4.500
GO11FYF	DZONGKHAG ADMINISTRATION, HAA	CIVIL	4036	GOI SDP Batch II	1.557		1.557
GO11FYF	DZONGKHAG ADMINISTRATION, HAA	EDUCATION	4016	GOI PTA Schools implemented by HAA Dzungkhag	30.010		30.010
GO11FYF	DZONGKHAG ADMINISTRATION, LHUENTSE	AGRICULTURE	4236	Construction of permanent structures for Manjabi to Maedistho Gewog Farm Road	12.000		12.000
GO11FYF	DZONGKHAG ADMINISTRATION, LHUENTSE	AGRICULTURE	4544	Construction of suspended bridge at Tsikhang Chhu under Khoma Gewog, Lhuentse	6.816		6.816
GO11FYF	DZONGKHAG ADMINISTRATION, LHUENTSE	EDUCATION	4017	Tangmachu MSS, Lhuentse	69.530		69.530
GO11FYF	DZONGKHAG ADMINISTRATION, LHUENTSE	HEALTH	4036	GOI SDP Batch II	0.051		0.051
GO11FYF	DZONGKHAG ADMINISTRATION, LHUENTSE	URBAN DEVELOPMENT & ENGINEERING	4233	Construction of Foot Path and permanent structures for Phaling town approach road	3.600		3.600
GO11FYF	DZONGKHAG ADMINISTRATION, MONGAR	AGRICULTURE	4242	Development of Gyelposhing urban road	28.800		28.800
GO11FYF	DZONGKHAG ADMINISTRATION, MONGAR	AGRICULTURE	4244	Construction of RNR center cum three unit Staff Quarters at Tsakaling	5.974		5.974
GO11FYF	DZONGKHAG ADMINISTRATION, MONGAR	AGRICULTURE	4245	Construction of Farm Road from Nagor to Weirngla in Silambi Gewog	3.600		3.600
GO11FYF	DZONGKHAG ADMINISTRATION, MONGAR	EDUCATION	4018	GOI PTA Schools implemented by Mongar Dzungkhag	38.310		38.310
GO11FYF	DZONGKHAG ADMINISTRATION, MONGAR	HEALTH	4243	Construction of 4 unit Staff Quarter at Gyalpozhing BHU I	4.279		4.279

DONOR	ADMINISTRATIVE UNIT	SPENDING AGENCY / DEPARTMENT	FI CODE	PROJECT NAME	CASH	KIND	TOTAL
GO11FYF	DZONGKHAG ADMINISTRATION, PARO	AGRICULTURE	4253	Construction of Farm Road from Omchu to Tsundugang in Naja Gewog	17,688		17,688
GO11FYF	DZONGKHAG ADMINISTRATION, PARO	EDUCATION	4534	GOI PTA Schools implemented by Paro Dzongkhag	3,000		3,000
GO11FYF	DZONGKHAG ADMINISTRATION, PEMA GATSHEL	EDUCATION	4019	GOI PTA Schools implemented by Pemagatshel Dzongkhag	34,010		34,010
GO11FYF	DZONGKHAG ADMINISTRATION, PUNAKHA	AGRICULTURE	4258	Construction of Retaining Wall and Drain below Toepisa Gewog Office and RNR Centre	1,500		1,500
GO11FYF	DZONGKHAG ADMINISTRATION, PUNAKHA	AGRICULTURE	4259	Construction of Chemical Store for RNR centres at Talo, Baap, Toepisa, Dzomi and Tewang Gewog	1,696		1,696
GO11FYF	DZONGKHAG ADMINISTRATION, PUNAKHA	AGRICULTURE	4260	Protection and management of Critical Watershed areas at Chubu, Lingbu, Guma, Talo and Kabji	1,200		1,200
GO11FYF	DZONGKHAG ADMINISTRATION, PUNAKHA	CIVIL	4261	Institutionalization of Disaster Mitigation System in Punakha	1,800		1,800
GO11FYF	DZONGKHAG ADMINISTRATION, PUNAKHA	CIVIL	4425	Establishment of Nursery for Flowering plants at Gumakarmo under Lingbu gewog	0,679		0,679
GO11FYF	DZONGKHAG ADMINISTRATION, PUNAKHA	EDUCATION	4036	GOI SDP Batch II	32,835		32,835
GO11FYF	DZONGKHAG ADMINISTRATION, PUNAKHA	EDUCATION	4535	GOI PTA Schools implemented by Punakha Dzongkhag	3,000		3,000
GO11FYF	DZONGKHAG ADMINISTRATION, PUNAKHA	URBAN DEVELOPMENT & ENGINEERING	4262	Development of Urban infrastructure in Khuruthang Municipality	9,770		9,770
GO11FYF	DZONGKHAG ADMINISTRATION, PUNAKHA	URBAN DEVELOPMENT & ENGINEERING	4265	Construction of Motorable Bailey bridge at Yebesa in Chubu Gewog.	11,400		11,400
GO11FYF	DZONGKHAG ADMINISTRATION, SAMDRUP JONGKHAR	AGRICULTURE	4036	GOI SDP Batch II	0,385		0,385
GO11FYF	DZONGKHAG ADMINISTRATION, SAMDRUP JONGKHAR	AGRICULTURE	4270	Commercialization of Summer Vegetable production in Orong, Serthi, Gomdar and Marshalla Gewogs	2,100		2,100

DONOR	ADMINISTRATIVE UNIT	SPENDING AGENCY / DEPARTMENT	FI CODE	PROJECT NAME	CASH	KIND	TOTAL
GO11FYF	DZONGKHAG ADMINISTRATION, SAMDRUP JONGKHAR	AGRICULTURE	4273	Citrus production management for Samdrupjongkhar Dzongkhag	1.800		1.800
GO11FYF	DZONGKHAG ADMINISTRATION, SAMDRUP JONGKHAR	AGRICULTURE	4430	Commercialization of winter vegetable	0.990		0.990
GO11FYF	DZONGKHAG ADMINISTRATION, SAMDRUP JONGKHAR	AGRICULTURE	4431	Promotion and Semi-Commercialization of Early Chili Production	0.600		0.600
GO11FYF	DZONGKHAG ADMINISTRATION, SAMDRUP JONGKHAR	EDUCATION	4020	Dewathang PS, S/Jongkhar	29.460		29.460
GO11FYF	DZONGKHAG ADMINISTRATION, SAMDRUP JONGKHAR	EDUCATION	4036	GOI SDP Batch II	33.509		33.509
GO11FYF	DZONGKHAG ADMINISTRATION, SAMDRUP JONGKHAR	EDUCATION	4537	GOI PTA Schools implemented by Samdrupjongkhar Dzongkhag	2.500		2.500
GO11FYF	DZONGKHAG ADMINISTRATION, SAMDRUP JONGKHAR	HEALTH	4036	GOI SDP Batch II	0.811		0.811
GO11FYF	DZONGKHAG ADMINISTRATION, SAMDRUP JONGKHAR	HEALTH	4272	Construction of 4 units Staff Quarter at Gomdar BHU I	5.388		5.388
GO11FYF	DZONGKHAG ADMINISTRATION, SAMDRUP JONGKHAR	URBAN DEVELOPMENT & ENGINEERING	4036	GOI SDP Batch II	0.684		0.684
GO11FYF	DZONGKHAG ADMINISTRATION, SAMDRUP JONGKHAR	URBAN DEVELOPMENT & ENGINEERING	4271	Construction of Town Road including foot path and side drains at Jomotsshangkha town	2.960		2.960
GO11FYF	DZONGKHAG ADMINISTRATION, SAMDRUP JONGKHAR	URBAN DEVELOPMENT & ENGINEERING	4274	Construction of Town Road including side drain & black topping at Samdrupcholing town	5.454		5.454
GO11FYF	DZONGKHAG ADMINISTRATION, SAMTSE	EDUCATION	4036	GOI SDP Batch II	34.572		34.572
GO11FYF	DZONGKHAG ADMINISTRATION, SAMTSE	EDUCATION	4536	GOI PTA Schools implemented by Samtse Dzongkhag	2.000		2.000
GO11FYF	DZONGKHAG ADMINISTRATION, SAMTSE	URBAN DEVELOPMENT & ENGINEERING	4036	GOI SDP Batch II	1.077		1.077
GO11FYF	DZONGKHAG ADMINISTRATION, SAMTSE	URBAN DEVELOPMENT & ENGINEERING	4278	Construction of Flood Mitigation and Protection Work at Sukruti river	9.626		9.626

DONOR	ADMINISTRATIVE UNIT	SPENDING AGENCY / DEPARTMENT	FI CODE	PROJECT NAME	CASH	KIND	TOTAL
GO11FYF	DZONGKHAG ADMINISTRATION, SAMTSE	URBAN DEVELOPMENT & ENGINEERING	4279	Construction of Storm Water Drainage at Gairigoan and AWP area	8.802		8.802
GO11FYF	DZONGKHAG ADMINISTRATION, SARPANG	CIVIL	4439	Construction of Children Park in Sarpang town	0.969		0.969
GO11FYF	DZONGKHAG ADMINISTRATION, SARPANG	EDUCATION	4021	Sarpang HSS, Sarpang	31.510		31.510
GO11FYF	DZONGKHAG ADMINISTRATION, SARPANG	EDUCATION	4036	GOI SDP Batch II	36.467		36.467
GO11FYF	DZONGKHAG ADMINISTRATION, SARPANG	URBAN DEVELOPMENT & ENGINEERING	4441	Construction of Motorable Bailey bridge at Chongshing Farm Road over Rongchhu under Jigmecholing gewog	5.259		5.259
GO11FYF	DZONGKHAG ADMINISTRATION, SARPANG	URBAN DEVELOPMENT & ENGINEERING	4442	Installation of streetlights at Samtenling town, Samtenling gewog	1.200		1.200
GO11FYF	DZONGKHAG ADMINISTRATION, THIMPHU	FORESTRY	4444	Integrated Water Resources Utilization and Management from Geney Rongchhu to Sinalum under Mewang Gewog	14.321		14.321
GO11FYF	DZONGKHAG ADMINISTRATION, TRASHI YANGTSE	AGRICULTURE	4036	GOI SDP Batch II	1.611		1.611
GO11FYF	DZONGKHAG ADMINISTRATION, TRASHI YANGTSE	AGRICULTURE	4308	Construction of Gangkhar to Rabti Farm Road in Yangtse Gewog	10.123		10.123
GO11FYF	DZONGKHAG ADMINISTRATION, TRASHI YANGTSE	AGRICULTURE	4309	Construction of Tongla to Dalikhar Farm Road in Jamkhar Gewog	5.400		5.400
GO11FYF	DZONGKHAG ADMINISTRATION, TRASHI YANGTSE	EDUCATION	4023	GOI PTA Schools implemented by Trashi Yangtse Dzongkhag	44.060		44.060
GO11FYF	DZONGKHAG ADMINISTRATION, TRASHI YANGTSE	EDUCATION	4036	GOI SDP Batch II	34.490		34.490
GO11FYF	DZONGKHAG ADMINISTRATION, TRASHI YANGTSE	URBAN DEVELOPMENT & ENGINEERING	4323	Construction of Approach Road in Bajothang Town	2.168		2.168
GO11FYF	DZONGKHAG ADMINISTRATION, TRASHI YANGTSE	URBAN DEVELOPMENT & ENGINEERING	4526	Construction of River Bank Protection at Duksum Town	3.044		3.044
GO11FYF	DZONGKHAG ADMINISTRATION, TRASHIGANG	AGRICULTURE	4293	Construction of RNR Centre at Merak	1.800		1.800

DONOR	ADMINISTRATIVE UNIT	SPENDING AGENCY / DEPARTMENT	FI CODE	PROJECT NAME	CASH	KIND	TOTAL
GO11FYF	DZONGKHAG ADMINISTRATION, TRASHIGANG	AGRICULTURE	4445	Construction of Farm Road from Durlung to Gomchu under Yangneer Gewog	2.400		2.400
GO11FYF	DZONGKHAG ADMINISTRATION, TRASHIGANG	AGRICULTURE	4446	Installation of Electric Fencing under Kangpara and Lumang Gewog	0.675		0.675
GO11FYF	DZONGKHAG ADMINISTRATION, TRASHIGANG	CIVIL	4294	Construction of Retaining Walls for two RNR centers at Kanglung and Kangpara Gewog	1.200		1.200
GO11FYF	DZONGKHAG ADMINISTRATION, TRASHIGANG	EDUCATION	4036	GOI SDP Batch II	61.897		61.897
GO11FYF	DZONGKHAG ADMINISTRATION, TRASHIGANG	EDUCATION	4538	GOI PTA Schools implemented by Trashigang Dzongkhag	7.500		7.500
GO11FYF	DZONGKHAG ADMINISTRATION, TRASHIGANG	HEALTH	4295	Construction of 6 unit Staff Quarter at Bartsham BHU	6.181		6.181
GO11FYF	DZONGKHAG ADMINISTRATION, TRASHIGANG	URBAN DEVELOPMENT & ENGINEERING	4296	Laying and connection of new Sewerage Pipe Line in Trashigang Town	1.800		1.800
GO11FYF	DZONGKHAG ADMINISTRATION, TRASHIGANG	URBAN DEVELOPMENT & ENGINEERING	4297	Construction of Pedestrian Foot Path at Trashigang Town	1.200		1.200
GO11FYF	DZONGKHAG ADMINISTRATION, TRASHIGANG	URBAN DEVELOPMENT & ENGINEERING	4298	Construction of Storm Water Drainage at Trashigang Town	4.800		4.800
GO11FYF	DZONGKHAG ADMINISTRATION, TRASHIGANG	URBAN DEVELOPMENT & ENGINEERING	4299	Construction of River Protection Works at Mithridang, Trashigang town	5.400		5.400
GO11FYF	DZONGKHAG ADMINISTRATION, TRASHIGANG	URBAN DEVELOPMENT & ENGINEERING	4300	Establishment of Water Treatment Facilities at Rangjung Town	1.800		1.800
GO11FYF	DZONGKHAG ADMINISTRATION, TRONGSA	EDUCATION	4024	Tshangkha MSS, Trongsa	44.350		44.350
GO11FYF	DZONGKHAG ADMINISTRATION, TRONGSA	EDUCATION	4036	GOI SDP Batch II	34.811		34.811
GO11FYF	DZONGKHAG ADMINISTRATION, TSIRANG	AGRICULTURE	4314	Construction of Burichu to Larichu Farm Road in Sergithang Gewog	18.934		18.934
GO11FYF	DZONGKHAG ADMINISTRATION, TSIRANG	EDUCATION	4539	GOI PTA Schools implemented by Tsirang Dzongkhag	2.200		2.200

DONOR	ADMINISTRATIVE UNIT	SPENDING AGENCY / DEPARTMENT	FI CODE	PROJECT NAME	CASH	KIND	TOTAL
GO11FYF	DZONGKHAG ADMINISTRATION, TSIRANG	LIVESTOCK	4316	Construction of Milk Processing Unit at Dzomlingzor, Gosalling gewog	2,040		2,040
GO11FYF	DZONGKHAG ADMINISTRATION, TSIRANG	URBAN DEVELOPMENT & ENGINEERING	4036	GOI SDP Batch II	0,506		0,506
GO11FYF	DZONGKHAG ADMINISTRATION, WANGDUE PHODRANG	AGRICULTURE	4321	Construction of permanent structures on Tewki Zampa to Khotokha Farm Road in Bjena Gewog.	29,520		29,520
GO11FYF	DZONGKHAG ADMINISTRATION, WANGDUE PHODRANG	AGRICULTURE	4324	Construction of Permanent Structures on Nakha Farm Road in Sephu Gewog	8,808		8,808
GO11FYF	DZONGKHAG ADMINISTRATION, WANGDUE PHODRANG	CIVIL	4318	Construction of Dzongkhag Store at Dzongkhag Administration office	1,374		1,374
GO11FYF	DZONGKHAG ADMINISTRATION, WANGDUE PHODRANG	EDUCATION	4026	GOI PTA Schools implemented by Wangdue Dzongkhag	69,100		69,100
GO11FYF	DZONGKHAG ADMINISTRATION, WANGDUE PHODRANG	EDUCATION	4036	GOI SDP Batch II	33,853		33,853
GO11FYF	DZONGKHAG ADMINISTRATION, WANGDUE PHODRANG	HEALTH	2893	SDP, GOI	0,125		0,125
GO11FYF	DZONGKHAG ADMINISTRATION, WANGDUE PHODRANG	HEALTH	4319	Construction of Sub-Post at Taksha in Dangchu Gewog	3,774		3,774
GO11FYF	DZONGKHAG ADMINISTRATION, WANGDUE PHODRANG	HEALTH	4320	Construction of Health Sub-Post at Nahi in Nahi Gewog	3,366		3,366
GO11FYF	DZONGKHAG ADMINISTRATION, ZHEMGANG	CIVIL	4328	Construction of RNR Center with MP Hall and 4 unit Staff Quarter at Shinghar Gewog Centre	9,000		9,000
GO11FYF	DZONGKHAG ADMINISTRATION, ZHEMGANG	EDUCATION	4025	GOI PTA Schools implemented by Zhegang Dzongkhag	104,070		104,070
GO11FYF	GAKIDLING GEWOG, SARPANG	AGRICULTURE	4036	GOI SDP Batch II	1,387		1,387
GO11FYF	GANGTEOD GEWOG, WANGDUE PHODRANG	URBAN DEVELOPMENT AND ENGINEERING	4467	Black Topping on Yuesa BHU-I Road in Gangtey Gewog	0,811		0,811
GO11FYF	GASETSHOGONGM GEWOG, WANGDUE PHODRANG	AGRICULTURE	4036	GOI SDP Batch II	0,601		0,601

DONOR	ADMINISTRATIVE UNIT	SPENDING AGENCY / DEPARTMENT	FI CODE	PROJECT NAME	CASH	KIND	TOTAL
GO11FYF	GASETSHOGONGM GEWOG, WANGDUE PHODRANG	AGRICULTURE	4326	Construction of Farm road from Bjemithangka to Masikha in Gasetshogom Gewog	3,480		3,480
GO11FYF	GELEGPHU GEWOG, SARPANG	AGRICULTURE	4036	GOI SDP Batch II	0,272		0,272
GO11FYF	GELEGPHU GEWOG, SARPANG	HEALTH	4036	GOI SDP Batch II	4,181		4,181
GO11FYF	GELING GEWOG, CHHUKHA	AGRICULTURE	4390	Construction of farm road from Amritgang to Dhap village in Geling Gewog	5,428		5,428
GO11FYF	GEONKHAMED GEWOG, GASA	AGRICULTURE	4036	GOI SDP Batch II	5,270		5,270
GO11FYF	GEONKHAMED GEWOG, GASA	CIVIL	4401	Construction of Gewog Staff Quarter at Bjishong under Khamoed Gewog	0,608		0,608
GO11FYF	GEONKHATEOD GEWOG, GASA	CIVIL	4036	GOI SDP Batch II	0,368		0,368
GO11FYF	GESARLING GEWOG, DAGANA	AGRICULTURE	4036	GOI SDP Batch II	1,271		1,271
GO11FYF	GESARLING GEWOG, DAGANA	AGRICULTURE	4219	Construction of permanent structure on farm road from main road to Tashithang in Gesarling Gewog	2,100		2,100
GO11FYF	GOENSHARI GEWOG, PUNAKHA	URBAN DEVELOPMENT AND ENGINEERING	4426	Construction of Bazam(Wooden Cantilever Bridge) at Koma Tshachu under Goenshari Gewog	0,600		0,600
GO11FYF	GOSLING GEWOG, TSIRANG	AGRICULTURE	4036	GOI SDP Batch II	2,430		2,430
GO11FYF	GOSHI GEWOG, DAGANA	AGRICULTURE	4036	GOI SDP Batch II	0,060		0,060
GO11FYF	GOSHI GEWOG, DAGANA	AGRICULTURE	4221	Construction of permanent structure on Dogak farm road in Goshi Gewog	1,200		1,200
GO11FYF	GOSHING GEWOG, ZHEMGANG	AGRICULTURE	4470	Construction of Farm Road from Dharang to Amdha in Goshing Gewog	1,800		1,800
GO11FYF	GROSS NATIONAL HAPPINESS COMMISSION	SECRETARIAT	3068	Rural Economy Advancement Program	63,830		63,830
GO11FYF	GUMA GEWOG, PUNAKHA	AGRICULTURE	4427	Construction of Permanent structure for Ngakulum to Phulingsum farm road under Guma gewog	1,500		1,500
GO11FYF	GUMA GEWOG, PUNAKHA	CIVIL	4036	GOI SDP Batch II	0,043		0,043

DONOR	ADMINISTRATIVE UNIT	SPENDING AGENCY / DEPARTMENT	FI CODE	PROJECT NAME	CASH	KIND	TOTAL
GO111FYP	IUSU GEWOG, HAA	URBAN DEVELOPMENT AND ENGINEERING	4405	Construction of Motorable Bailey Bridge over Haa Chu at Girina under Useu Gewog	15.000		15.000
GO111FYP	JAMKHAR GEWOG, TRASHI YANGTSE	AGRICULTURE	4036	GOI SDP Batch II	0.080		0.080
GO111FYP	JAMKHAR GEWOG, TRASHI YANGTSE	AGRICULTURE	4312	Construction of Jamkhardrang to Wakorong Farm Road in Jamkhar	1.728		1.728
GO111FYP	JAREY GEWOG, LHUENTSE	AGRICULTURE	4036	GOI SDP Batch II	5.100		5.100
GO111FYP	JAREY GEWOG, LHUENTSE	AGRICULTURE	4239	Construction of permanent structures for Yabi to Wayang Farm Road in Jarey Gewog	1.200		1.200
GO111FYP	JAREY GEWOG, LHUENTSE	AGRICULTURE	4409	Construction of farm road from Mrangzebrachu to Kharchung in Jarey Geog	2.100		2.100
GO111FYP	JIGME SINGYE WANGCHUCK SCHOOL OF LAW	NA	3059	Construction of Royal Institute of Law	100.000		100.000
GO111FYP	JIGMEDCHHEOLING GEWOG, SARPANG	AGRICULTURE	4036	GOI SDP Batch II	4.728		4.728
GO111FYP	JURMEY GEWOG, MONGAR	AGRICULTURE	2893	SDP, GOI	0.085		0.085
GO111FYP	JURMEY GEWOG, MONGAR	AGRICULTURE	4247	Construction of Farm Road from Tsashong to Chuzomsa at Jurmey Gewog	1.800		1.800
GO111FYP	KABJISA GEWOG, PUNAKHA	AGRICULTURE	4266	Construction of Farm road from Garana to Rimay in Kabjisa gewog	1.800		1.800
GO111FYP	KABJISA GEWOG, PUNAKHA	AGRICULTURE	4267	Construction of Farm road from Kazhikha to Rangrikha in Kabjisa Gewog	1.800		1.800
GO111FYP	KABJISA GEWOG, PUNAKHA	URBAN DEVELOPMENT AND ENGINEERING	4036	GOI SDP Batch II	0.049		0.049
GO111FYP	KANA GEWOG, DAGANA	AGRICULTURE	4036	GOI SDP Batch II	1.560		1.560
GO111FYP	KANA GEWOG, DAGANA	AGRICULTURE	4220	Construction of permanent structure on Aeotesi to Samtengang farm road in Kana Gewog	2.700		2.700
GO111FYP	KANGLUNG GEWOG, TRASHIGANG	AGRICULTURE	4303	Construction of Tshopheng via Aukhay to Mathong Farm Road in Kanglung Gewog	3.600		3.600

DONOR	ADMINISTRATIVE UNIT	SPENDING AGENCY / DEPARTMENT	FI CODE	PROJECT NAME	CASH	KIND	TOTAL
GO11FYF	KARMALING (DEORALI) GEWOG, DAGANA	AGRICULTURE	4036	GOI SDP Batch II	2.144		2.144
GO11FYF	KAZHI GEWOG, WANGDUE PHODRANG	AGRICULTURE	4453	Construction of Dongkobji to Tumtumpang Farm Road at Beldok Chiwog under Kazhi Gewog	0.593		0.593
GO11FYF	KAZHI GEWOG, WANGDUE PHODRANG	AGRICULTURE	4461	Construction of farm road from Nyoeoekha to Dhangu at Phuentshojee village in Kazhi gewog	2.046		2.046
GO11FYF	KENGGHAR GEWOG, MONGAR	AGRICULTURE	2893	SDP, GOI	2.632		2.632
GO11FYF	KHALING GEWOG, TRASHIGANG	AGRICULTURE	4302	Construction of Bailey bridge over Jerichu for Jeri to Leymi Farm Road in Khaling Gewog	6.384		6.384
GO11FYF	KHALING GEWOG, TRASHIGANG	AGRICULTURE	4449	Construction of Meshingzor to Thrizor Farm Road at Khaling Gewog	2.400		2.400
GO11FYF	KHALING GEWOG, TRASHIGANG	CIVIL	4448	Construction of Crematorium at Jeri-Lemi Chiwog under Khaling Gewog	0.900		0.900
GO11FYF	KHAMDANG GEWOG, TRASHI YANGTSE	AGRICULTURE	4451	Construction of Dondu Nyessa- Domtishang farm road	1.800		1.800
GO11FYF	KHAR GEWOG, PEMA GATSHEL	AGRICULTURE	2893	SDP, GOI	0.019		0.019
GO11FYF	KHAR GEWOG, PEMA GATSHEL	AGRICULTURE	4036	GOI SDP Batch II	0.002		0.002
GO11FYF	KHEBISA GEWOG, DAGANA	AGRICULTURE	4398	Construction of permanent structure on Khebisa-Gumla farm road under Khebisa Gewog	1.077		1.077
GO11FYF	KHEBISA GEWOG, DAGANA	CIVIL	4036	GOI SDP Batch II	0.100		0.100
GO11FYF	KHOMA GEWOG, LHUENTSE	AGRICULTURE	4036	GOI SDP Batch II	0.385		0.385
GO11FYF	KHOMA GEWOG, LHUENTSE	AGRICULTURE	4235	Construction of permanent structures for Khoma-Khommadang farm road under Khoma Gewog, Lhuentse	18.000		18.000
GO11FYF	KHOMA GEWOG, LHUENTSE	AGRICULTURE	4410	Construction of farm road from Khoma to Nyalamdung in Khoma Gewog	1.500		1.500

DONOR	ADMINISTRATIVE UNIT	SPENDING AGENCY / DEPARTMENT	FI CODE	PROJECT NAME	CASH	KIND	TOTAL
GO11FYF	KHOMA GEWOG, LHUENTSE	URBAN DEVELOPMENT AND ENGINEERING	4543	Construction of suspended bridge at Khomagang Chhu under Khoma Gewog, Luwentse	5,184		5,184
GO11FYF	KILKHORTHANG GEWOG, TSIRANG	AGRICULTURE	4036	GOI SDP Batch II	2,404		2,404
GO11FYF	KORPHU GEWOG, TRONGSA	AGRICULTURE	4036	GOI SDP Batch II	0,257		0,257
GO11FYF	KURTEOD GEWOG, LHUENTSE	AGRICULTURE	4407	Construction of Thuenpey to Sarzhong farm road in Kurtoed Geog	1,462		1,462
GO11FYF	LAJAB GEWOG, DAGANA	AGRICULTURE	4036	GOI SDP Batch II	0,784		0,784
GO11FYF	LANGCHENPHU GEWOG, SAMDRUP JONGKHAR	CIVIL	4036	GOI SDP Batch II	0,233		0,233
GO11FYF	LAURI GEWOG, SAMDRUP JONGKHAR	URBAN DEVELOPMENT AND ENGINEERING	4276	Construction of Motorable Bailey bridge for Zangthi farm road in Lauri Gewog	9,300		9,300
GO11FYF	LAYA GEWOG, GASA	CIVIL	4036	GOI SDP Batch II	0,251		0,251
GO11FYF	LHAMOIZINGKHA GEWOG, DAGANA	AGRICULTURE	4036	GOI SDP Batch II	1,330		1,330
GO11FYF	LOKCHINA GEWOG, CHHUKHA	AGRICULTURE	4036	GOI SDP Batch II	4,028		4,028
GO11FYF	LUMANG GEWOG, TRASHIGANG	AGRICULTURE	4304	Construction of Tshogonpa to Gangtong Farm Road in Lumang Gewog	3,600		3,600
GO11FYF	LUMANG GEWOG, TRASHIGANG	AGRICULTURE	4305	Construction of Reserbooto Kheshing Farm Road in Lumang Gewog	5,400		5,400
GO11FYF	LUNGYI GEWOG, PARO	AGRICULTURE	4524	Construction of Permanent Structures on Dzongdrakha Farm Road	0,755		0,755
GO11FYF	MARTSHALA GEWOG, SAMDRUP JONGKHAR	CIVIL	4036	GOI SDP Batch II	0,967		0,967
GO11FYF	MENBI GEWOG, LHUENTSE	AGRICULTURE	4036	GOI SDP Batch II	1,315		1,315
GO11FYF	MENBI GEWOG, LHUENTSE	AGRICULTURE	4237	Construction of permanent structures for Taklia to Rawabi Farm Road in Maenbi Gewog	2,854		2,854
GO11FYF	MENBI GEWOG, LHUENTSE	AGRICULTURE	4238	Construction of Bypass Road and permanent structures for Tangmachu central school to Menjibi Farm Road	2,819		2,819

DONOR	ADMINISTRATIVE UNIT	SPENDING AGENCY / DEPARTMENT	FI CODE	PROJECT NAME	CASH	KIND	TOTAL
GO111FYP	MENBI GEWOG, LHUENTSE	URBAN DEVELOPMENT AND ENGINEERING	4413	Blacktopping of approach road to Tagmochu BHU in Maenbi Gewog	0.600		0.600
GO111FYP	MENDREL GANG GEWOG, TSIRANG	AGRICULTURE	4036	GOI SDP Batch II	2.176		2.176
GO111FYP	METAKHA GEWOG, CHHUKHA	CIVIL	4036	GOI SDP Batch II	0.024		0.024
GO111FYP	METSHO GEWOG, LHUENTSE	AGRICULTURE	4036	GOI SDP Batch II	1.457		1.457
GO111FYP	METSHO GEWOG, LHUENTSE	AGRICULTURE	4412	Construction of farm road from Tshodrang to Chogomaed in Maedtsho Gewog	1.278		1.278
GO111FYP	MEWANG GEWOG, THIMPHU	AGRICULTURE	4292	Construction of Farm Road from Jimina to Lingshiphaka in Mewang Gewog	4.500		4.500
GO111FYP	MINISTRY OF AGRICULTURE & FORESTS	BHUTAN AGRICULTURE & FOOD REGULATORY AUTHORITY	3099	Strengthening of Bio-security System in Bhutan	26.200		26.200
GO111FYP	MINISTRY OF AGRICULTURE & FORESTS	DEPARTMENT OF AGRICULTURE	2963	Improvement of Irrigation Infrastructure and Arable Land Development	92.570		92.570
GO111FYP	MINISTRY OF AGRICULTURE & FORESTS	DEPARTMENT OF AGRICULTURE	3055	Improvement of Irrigation infrastructure (II)	36.970		36.970
GO111FYP	MINISTRY OF AGRICULTURE & FORESTS	DEPARTMENT OF LIVESTOCK	2965	Livestock Support Project	300.000		300.000
GO111FYP	MINISTRY OF AGRICULTURE & FORESTS	DEPARTMENT OF LIVESTOCK	3058	Commercialization of Vegetable Production	9.700		9.700
GO111FYP	MINISTRY OF ECONOMIC AFFAIRS	DEPARTMENT OF HYDRO POWER AND POWER SYSTEM	2961	DPR of 2640 MW Kuri-Gongri HEP	120.000		120.000
GO111FYP	MINISTRY OF ECONOMIC AFFAIRS	DEPARTMENT OF INDUSTRY	3049	Development of Bondeyma Industrial Parks	50.000		50.000
GO111FYP	MINISTRY OF ECONOMIC AFFAIRS	DEPARTMENT OF INDUSTRY	3050	Development of Jigmeling Industrial Parks	50.000		50.000
GO111FYP	MINISTRY OF EDUCATION	DEPARTMENT OF ADULT & HIGHER EDUCATION	2950	Undergraduate Scholarship	110.000		110.000
GO111FYP	MINISTRY OF EDUCATION	DEPARTMENT OF SCHOOL EDUCATION	4027	GOI PTA implemented by SPBD	832.580		832.580
GO111FYP	MINISTRY OF EDUCATION	DEPARTMENT OF SCHOOL EDUCATION	4028	Project Management and Monitoring	5.950		5.950

DONOR	ADMINISTRATIVE UNIT	SPENDING AGENCY / DEPARTMENT	FI CODE	PROJECT NAME	CASH	KIND	TOTAL
GO11FYF	MINISTRY OF EDUCATION	DEPARTMENT OF SCHOOL EDUCATION	4036	GOI SDP Batch II	26.280		26.280
GO11FYF	MINISTRY OF EDUCATION	SECRETARIAT	4027	GOI PTA implemented by SPBD	(28.090)		(28.090)
GO11FYF	MINISTRY OF FINANCE	DEPARTMENT OF PUBLIC ACCOUNTS	2893	SDP, GOI	2.731		2.731
GO11FYF	MINISTRY OF FINANCE	DEPARTMENT OF PUBLIC ACCOUNTS	4331	Construction of Taba-Pamtsho RCC Double Lane Bridge between Taba and Pamtsho	24.000		24.000
GO11FYF	MINISTRY OF FINANCE	DEPARTMENT OF PUBLIC ACCOUNTS	4333	Development of Sewerage System for Molithang, Changangkha, Yengchenphu and Lungtanzampa areas	26.400		26.400
GO11FYF	MINISTRY OF FINANCE	DEPARTMENT OF PUBLIC ACCOUNTS	4334	Construction of Sewerage Network in LAP-II	30.000		30.000
GO11FYF	MINISTRY OF FINANCE	DEPARTMENT OF PUBLIC ACCOUNTS	4335	Construction of Sewerage Network and Road Network in LAP-III	30.000		30.000
GO11FYF	MINISTRY OF FINANCE	DEPARTMENT OF PUBLIC ACCOUNTS	4337	Solid Waste Management for Samdrupjongkhar Thromde	1.260		1.260
GO11FYF	MINISTRY OF FINANCE	DEPARTMENT OF PUBLIC ACCOUNTS	4338	Construction of Pedestrian Foot Path for Samdrup Jongkhar Thromde	2.316		2.316
GO11FYF	MINISTRY OF FINANCE	DEPARTMENT OF PUBLIC ACCOUNTS	4340	Construction of permanent structures for Pekershing Loop Road	30.000		30.000
GO11FYF	MINISTRY OF FINANCE	DEPARTMENT OF PUBLIC ACCOUNTS	4472	Construction of Drain & Footpath in LAP-I at Jampeling under Sonangatshel Demkhong	15.000		15.000
GO11FYF	MINISTRY OF FINANCE	DEPARTMENT OF PUBLIC ACCOUNTS	4473	Construction of integrated vegetable market complex at Phuntsholing Lower market	15.000		15.000
GO11FYF	MINISTRY OF FINANCE	DEPARTMENT OF PUBLIC ACCOUNTS	4474	Construction of integrated vegetable market complex at Phuntsholing Lower market	15.000		15.000
GO11FYF	MINISTRY OF FINANCE	DEPARTMENT OF PUBLIC ACCOUNTS	4475	Construction of Outer Ring-road connecting Changzamteg and Changbangdu	15.000		15.000
GO11FYF	MINISTRY OF FINANCE	DEPARTMENT OF PUBLIC ACCOUNTS	4476	Augmentation of South Thimphu Thromde water supply distribution system.	9.900		9.900

DONOR	ADMINISTRATIVE UNIT	SPENDING AGENCY / DEPARTMENT	FI CODE	PROJECT NAME	CASH	KIND	TOTAL
GO11FYF	MINISTRY OF FINANCE	DEPARTMENT OF PUBLIC ACCOUNTS	4477	Construction of roads (270M long and 12M wide) along with 20Meter span double lane bridge	10,200		10,200
GO11FYF	MINISTRY OF FINANCE	DEPARTMENT OF PUBLIC ACCOUNTS	4478	Construction of sewer line networks for Upper Taba and Upper Lanjuphakha and adjoining areas	10,650		10,650
GO11FYF	MINISTRY OF FINANCE	DEPARTMENT OF PUBLIC ACCOUNTS	4479	Installation of new Street lights within City	8,400		8,400
GO11FYF	MINISTRY OF FINANCE	DEPARTMENT OF PUBLIC ACCOUNTS	4480	Development of new landfill site for Thimphu Thromde	15,000		15,000
GO11FYF	MINISTRY OF FINANCE	DEPARTMENT OF PUBLIC ACCOUNTS	4481	Construction of three numbers vegetable shed within Thromde	5,940		5,940
GO11FYF	MINISTRY OF FINANCE	DEPARTMENT OF PUBLIC ACCOUNTS	4527	Construction of Internal Roads within Samdrup Jongkhar Thromde	14,985		14,985
GO11FYF	MINISTRY OF FINANCE	DEPARTMENT OF PUBLIC ACCOUNTS	4528	Construction of Pedestrian Footpath in Upper and Lower Market	2,485		2,485
GO11FYF	MINISTRY OF FINANCE	DEPARTMENT OF PUBLIC ACCOUNTS	4529	Construction of Flood Protection Walls along Dungsam Chhu	14,949		14,949
GO11FYF	MINISTRY OF HEALTH	SECRETARIAT	2958	Construction of Hospital, Dewathang	80,500		80,500
GO11FYF	MINISTRY OF HOME & CULTURAL AFFAIRS	DEPARTMENT OF CULTURE	2967	Conservation of Tashigang Dzong	40,000		40,000
GO11FYF	MINISTRY OF HOME & CULTURAL AFFAIRS	DEPARTMENT OF CULTURE	2968	Reconstruction of Paro Ta Dzong	12,000		12,000
GO11FYF	MINISTRY OF HOME & CULTURAL AFFAIRS	DEPARTMENT OF CULTURE	2969	Conservation of Phajoding Lhakhang	70,000		70,000
GO11FYF	MINISTRY OF HOME & CULTURAL AFFAIRS	DEPARTMENT OF CULTURE	2970	Conservation of Gasu Dzong	30,000		30,000
GO11FYF	MINISTRY OF HOME & CULTURAL AFFAIRS	DEPARTMENT OF CULTURE	4531	Research & Documentation of Life and Spiritual Legacy of Guru Rinpoche in Bhutan	2,955		2,955
GO11FYF	MINISTRY OF WORKS & HUMAN SETTLEMENT	DEPARTMENT OF ENGINEERING SERVICES	4036	GOI SDP Batch II	38,150		38,150

DONOR	ADMINISTRATIVE UNIT	SPENDING AGENCY / DEPARTMENT	FI CODE	PROJECT NAME	CASH	KIND	TOTAL
GO111FYP	MINISTRY OF WORKS & HUMAN SETTLEMENT	DEPARTMENT OF HUMAN SETTLEMENT	4036	GOI SDP Batch II	9,380		9,380
GO111FYP	MINISTRY OF WORKS & HUMAN SETTLEMENT	DEPARTMENT OF ROADS	2893	SDP, GOI	108,768		108,768
GO111FYP	MINISTRY OF WORKS & HUMAN SETTLEMENT	DEPARTMENT OF ROADS	3036	Upgradation of Simtokha-Wangdue (65 kms)	433,385		433,385
GO111FYP	MINISTRY OF WORKS & HUMAN SETTLEMENT	DEPARTMENT OF ROADS	3039	Upgradation of Trongsa-Nangar (55 kms)	92,000		92,000
GO111FYP	MINISTRY OF WORKS & HUMAN SETTLEMENT	DEPARTMENT OF ROADS	3041	Construction of bridge over Pachu	45,000		45,000
GO111FYP	MINISTRY OF WORKS & HUMAN SETTLEMENT	DEPARTMENT OF ROADS	3082	Dungmethang-Wabithang (27 km), Bumthang	27,855		27,855
GO111FYP	MINISTRY OF WORKS & HUMAN SETTLEMENT	DEPARTMENT OF ROADS	3083	Gedu-Meritsemo (18 km), Chukha	18,533		18,533
GO111FYP	MINISTRY OF WORKS & HUMAN SETTLEMENT	DEPARTMENT OF ROADS	3084	Ganglakha-Dungna (47 km), Chukha	48,390		48,390
GO111FYP	MINISTRY OF WORKS & HUMAN SETTLEMENT	DEPARTMENT OF ROADS	3085	Gangzur-Dungkar (35 km), Lhuentse	36,035		36,035
GO111FYP	MINISTRY OF WORKS & HUMAN SETTLEMENT	DEPARTMENT OF ROADS	3086	Thungdari (Revicrang)-Drametse (18 km), Mongar	18,533		18,533
GO111FYP	MINISTRY OF WORKS & HUMAN SETTLEMENT	DEPARTMENT OF ROADS	3087	Zimzorong-Kengkhar (25 km), Mongar	25,742		25,742
GO111FYP	MINISTRY OF WORKS & HUMAN SETTLEMENT	DEPARTMENT OF ROADS	3088	Kurung-Decheling (19 km), Pemagatshel	19,566		19,566
GO111FYP	MINISTRY OF WORKS & HUMAN SETTLEMENT	DEPARTMENT OF ROADS	3089	Kherigonpa-Yelchen (35 km), Pemagatshel	36,036		36,036
GO111FYP	MINISTRY OF WORKS & HUMAN SETTLEMENT	DEPARTMENT OF ROADS	3090	Gaylongkhar-Serthi (32 km), Samdrupjongkhar	32,950		32,950
GO111FYP	MINISTRY OF WORKS & HUMAN SETTLEMENT	DEPARTMENT OF ROADS	3091	Kharungla-Kangpara (42 km), Trashigang	43,254		43,254
GO111FYP	MINISTRY OF WORKS & HUMAN SETTLEMENT	DEPARTMENT OF ROADS	3092	Khengthongmani-Udzorong (25 km), Trashigang	25,742		25,742

DONOR	ADMINISTRATIVE UNIT	SPENDING AGENCY / DEPARTMENT	FI CODE	PROJECT NAME	CASH	KIND	TOTAL
GO11FYF	MINISTRY OF WORKS & HUMMAN SETTLEMENT	DEPARTMENT OF ROADS	3093	Chazam-Yangneer (18 km), Trashigang	18.533		18.533
GO11FYF	MINISTRY OF WORKS & HUMMAN SETTLEMENT	DEPARTMENT OF ROADS	3094	Doksum-Rarnjar (19 km), Trashiyangtse	19.566		19.566
GO11FYF	MINISTRY OF WORKS & HUMMAN SETTLEMENT	DEPARTMENT OF ROADS	3095	Wangdigang-Korphu (30 km), Trongsa	30.890		30.890
GO11FYF	MINISTRY OF WORKS & HUMMAN SETTLEMENT	DEPARTMENT OF ROADS	3096	Tashidingkha-Jangchubcholing (18 km), Wangduephodrang	18.533		18.533
GO11FYF	MINISTRY OF WORKS & HUMMAN SETTLEMENT	DEPARTMENT OF ROADS	3097	Dakpai-Buli-Nimshong (78 km), Zhemgang	80.309		80.309
GO11FYF	MINISTRY OF WORKS & HUMMAN SETTLEMENT	DEPARTMENT OF ROADS	4036	GOI SDP Batch II	59.261		59.261
GO11FYF	MINISTRY OF WORKS & HUMMAN SETTLEMENT	DEPARTMENT OF ROADS	4275	Construction of Motorable Bailey bridge at Warongkhola in Pemathang gewog	3.420		3.420
GO11FYF	MINISTRY OF WORKS & HUMMAN SETTLEMENT	DEPARTMENT OF ROADS	4341	Blacktopping of Toorsa-Pachudara GC road	5.220		5.220
GO11FYF	MINISTRY OF WORKS & HUMMAN SETTLEMENT	DEPARTMENT OF ROADS	4342	Blacktopping of Tseza GC road from Dagana - Tseza	8.700		8.700
GO11FYF	MINISTRY OF WORKS & HUMMAN SETTLEMENT	DEPARTMENT OF ROADS	4343	Blacktopping of Karmaling GC road from Lhamoizingkha - Karmaling	20.880		20.880
GO11FYF	MINISTRY OF WORKS & HUMMAN SETTLEMENT	DEPARTMENT OF ROADS	4344	Blacktopping of Gakidling GC road from Khamina-Rangtse	22.620		22.620
GO11FYF	MINISTRY OF WORKS & HUMMAN SETTLEMENT	DEPARTMENT OF ROADS	4345	Blacktopping of Sangbay GC road from Khamina-Sangbayama	24.360		24.360
GO11FYF	MINISTRY OF WORKS & HUMMAN SETTLEMENT	DEPARTMENT OF ROADS	4346	Blacktopping of Meiso GC road from Selibi-Gortsum	26.100		26.100
GO11FYF	MINISTRY OF WORKS & HUMMAN SETTLEMENT	DEPARTMENT OF ROADS	4347	Blacktopping of Minjaj GC road from Tangmachu-Minjaj	14.094		14.094
GO11FYF	MINISTRY OF WORKS & HUMMAN SETTLEMENT	DEPARTMENT OF ROADS	4348	Blacktopping of Balam GC road from Kafu-Balam	22.446		22.446
GO11FYF	MINISTRY OF WORKS & HUMMAN SETTLEMENT	DEPARTMENT OF ROADS	4349	Blacktopping of Chaili GC road from Gangola-Chaili	12.824		12.824

DONOR	ADMINISTRATIVE UNIT	SPENDING AGENCY / DEPARTMENT	FI CODE	PROJECT NAME	CASH	KIND	TOTAL
GO111FYP	MINISTRY OF WORKS & HUMAN SETTLEMENT	DEPARTMENT OF ROADS	4350	Blacktopping of Jurney GC road from Yudirf-Jurney	29,928		29,928
GO111FYP	MINISTRY OF WORKS & HUMAN SETTLEMENT	DEPARTMENT OF ROADS	4351	Blacktopping of Tsakaling GC road from Horong- Tsakaling	19,662		19,662
GO111FYP	MINISTRY OF WORKS & HUMAN SETTLEMENT	DEPARTMENT OF ROADS	4352	Blacktopping of Doteng GC road from Shari - Jabji	8,700		8,700
GO111FYP	MINISTRY OF WORKS & HUMAN SETTLEMENT	DEPARTMENT OF ROADS	4353	Blacktopping of Chongshing GC road from Denchi-Mandi	25,230		25,230
GO111FYP	MINISTRY OF WORKS & HUMAN SETTLEMENT	DEPARTMENT OF ROADS	4354	Blacktopping of Kabisa GC road from Kabisa-Uesakha	5,324		5,324
GO111FYP	MINISTRY OF WORKS & HUMAN SETTLEMENT	DEPARTMENT OF ROADS	4355	Blacktopping of Pemathnag GC road from Phunithothang-Pemathang	12,041		12,041
GO111FYP	MINISTRY OF WORKS & HUMAN SETTLEMENT	DEPARTMENT OF ROADS	4356	Blacktopping of Langchenphu GC road from Daifam-Langchenphu	2,888		2,888
GO111FYP	MINISTRY OF WORKS & HUMAN SETTLEMENT	DEPARTMENT OF ROADS	4357	Blacktopping of Namgay Chhoeling GC road from Samtse-Laheini	7,830		7,830
GO111FYP	MINISTRY OF WORKS & HUMAN SETTLEMENT	DEPARTMENT OF ROADS	4358	Blacktopping of Chhuzagang GC Road from Masinikhola - Chhuzagang	15,660		15,660
GO111FYP	MINISTRY OF WORKS & HUMAN SETTLEMENT	DEPARTMENT OF ROADS	4359	Blacktopping of Sherzhong GC Road from Aie bridge - Sherzhong	20,184		20,184
GO111FYP	MINISTRY OF WORKS & HUMAN SETTLEMENT	DEPARTMENT OF ROADS	4360	Blacktopping of Tareythang GC Road from Umling - Tareythang	12,180		12,180
GO111FYP	MINISTRY OF WORKS & HUMAN SETTLEMENT	DEPARTMENT OF ROADS	4361	Blacktopping of Umiling GC Road from Norbuling-Umiling	15,660		15,660
GO111FYP	MINISTRY OF WORKS & HUMAN SETTLEMENT	DEPARTMENT OF ROADS	4362	Blacktopping of Sengey GC Road from Gakidling - Sengey	16,530		16,530
GO111FYP	MINISTRY OF WORKS & HUMAN SETTLEMENT	DEPARTMENT OF ROADS	4363	Blacktopping of Genekha GC road from Wangberna to Genekha	8,700		8,700
GO111FYP	MINISTRY OF WORKS & HUMAN SETTLEMENT	DEPARTMENT OF ROADS	4364	Blacktopping of Samkhar GC road from Khabti-Bikhar	14,442		14,442
GO111FYP	MINISTRY OF WORKS & HUMAN SETTLEMENT	DEPARTMENT OF ROADS	4365	Blacktopping of Shongphoog GC road from Galing-Changmey	7,656		7,656

DONOR	ADMINISTRATIVE UNIT	SPENDING AGENCY / DEPARTMENT	FI CODE	PROJECT NAME	CASH	KIND	TOTAL
GO11FYF	MINISTRY OF WORKS & HUMAN SETTLEMENT	DEPARTMENT OF ROADS	4366	Blacktopping of Bomdelang GC road from Chazam-Dungzam	14,790		14,790
GO11FYF	MINISTRY OF WORKS & HUMAN SETTLEMENT	DEPARTMENT OF ROADS	4367	Blacktopping of Jamkhar GC road from Tsherigom-Woongchilo	10,440		10,440
GO11FYF	MINISTRY OF WORKS & HUMAN SETTLEMENT	DEPARTMENT OF ROADS	4368	Blacktopping of Yalang GC road from Duksum-Thragom	26,796		26,796
GO11FYF	MINISTRY OF WORKS & HUMAN SETTLEMENT	DEPARTMENT OF ROADS	4369	Blacktopping of Nubi GC road from Bji zam to Nubi	29,580		29,580
GO11FYF	MINISTRY OF WORKS & HUMAN SETTLEMENT	DEPARTMENT OF ROADS	4370	Blacktopping of Barshong GC road from Mendelgang-Barshong	16,530		16,530
GO11FYF	MINISTRY OF WORKS & HUMAN SETTLEMENT	DEPARTMENT OF ROADS	4371	Blacktopping of Dungalang GC road from Phendedirara-Dungalang	17,974		17,974
GO11FYF	MINISTRY OF WORKS & HUMAN SETTLEMENT	DEPARTMENT OF ROADS	4372	Blacktopping of Semjong GC road from Chachey-Bararey	12,754		12,754
GO11FYF	MINISTRY OF WORKS & HUMAN SETTLEMENT	DEPARTMENT OF ROADS	4373	Blacktopping of Athang GC road from Dogeyphu-Athang	12,180		12,180
GO11FYF	MINISTRY OF WORKS & HUMAN SETTLEMENT	DEPARTMENT OF ROADS	4374	Blacktopping of Kazhi GC road from Etoneysa-Simnorbu	15,660		15,660
GO11FYF	MINISTRY OF WORKS & HUMAN SETTLEMENT	DEPARTMENT OF ROADS	4375	Blacktopping of Nahi GC road from Aggollo - Nahi	19,488		19,488
GO11FYF	MINISTRY OF WORKS & HUMAN SETTLEMENT	DEPARTMENT OF ROADS	4376	Blacktopping of Nyishog GC road from Chazam-Samtengang	13,920		13,920
GO11FYF	MINISTRY OF WORKS & HUMAN SETTLEMENT	DEPARTMENT OF ROADS	4377	Blacktopping of Phangyuel GC road from Rakheyzampa-Phunsumdeki	6,960		6,960
GO11FYF	MINISTRY OF WORKS & HUMAN SETTLEMENT	DEPARTMENT OF ROADS	4378	Blacktopping of Ruebesa GC road from Dangchu zam to Ruebesa	10,440		10,440
GO11FYF	MINISTRY OF WORKS & HUMAN SETTLEMENT	DEPARTMENT OF ROADS	4379	Blacktopping of Goshing GC road from Marungangzam-Goshing	20,880		20,880
GO11FYF	MINISTRY OF WORKS & HUMAN SETTLEMENT	DEPARTMENT OF ROADS	4380	Construction of Three Bailey Bridges on Lauri GC Road (Desumri, Woongteyri & Jomri)	11,528		11,528

DONOR	ADMINISTRATIVE UNIT	SPENDING AGENCY / DEPARTMENT	FI CODE	PROJECT NAME	CASH	KIND	TOTAL
GO111FYP	MINISTRY OF WORKS & HUMAN SETTLEMENT	DEPARTMENT OF ROADS	4381	Construction of Bailey Bridge on Phongmey GC Road	24,735		24,735
GO111FYP	MINISTRY OF WORKS & HUMAN SETTLEMENT	DEPARTMENT OF ROADS	4443	Construction of Motorable Bailey Bridge at Gakiling - Sengye GC Road over Sixty Khola Chhu	15,000		15,000
GO111FYP	MINISTRY OF WORKS & HUMAN SETTLEMENT	DEPARTMENT OF ROADS	4482	Construction of a New Steel Truss Upper Deck Type Dangling Bridge on Rafee - Khosela bypass road under Trongsa Dzongkhag	15,000		15,000
GO111FYP	MINISTRY OF WORKS & HUMAN SETTLEMENT	DEPARTMENT OF ROADS	4483	Construction of New Steel Truss Upper Deck Type Yurmu Bridge on Rafee - Khosla bypass road under Trongsa Dzongkhag	15,000		15,000
GO111FYP	MINISTRY OF WORKS & HUMAN SETTLEMENT	DEPARTMENT OF ROADS	4484	Construction of a New Suspension Bridge on Umling Gewog Center Road under Sarpang Dzongkhag	7,374		7,374
GO111FYP	MINISTRY OF WORKS & HUMAN SETTLEMENT	DEPARTMENT OF ROADS	4485	Blacktopping of Drudingka - Metakha GC road (17.5 Kms) under Metakha Gewog	15,000		15,000
GO111FYP	MINISTRY OF WORKS & HUMAN SETTLEMENT	DEPARTMENT OF ROADS	4486	Construction of Geling GC Road	14,139		14,139
GO111FYP	MINISTRY OF WORKS & HUMAN SETTLEMENT	DEPARTMENT OF ROADS	4487	Construction of Bailey Bridge on Geling GC Road	4,341		4,341
GO111FYP	MINISTRY OF WORKS & HUMAN SETTLEMENT	DEPARTMENT OF ROADS	4488	Blacktopping of Road from Goenshari Primay School to Tashithang	12,788		12,788
GO111FYP	MINISTRY OF WORKS & HUMAN SETTLEMENT	DEPARTMENT OF ROADS	4489	Blacktopping of Road from Yemina to Phunshogang	11,261		11,261
GO111FYP	MINISTRY OF WORKS & HUMAN SETTLEMENT	DEPARTMENT OF ROADS	4490	Construction of bottom arch bridge near RAPA Round About	14,700		14,700
GO111FYP	MINISTRY OF WORKS & HUMAN SETTLEMENT	DEPARTMENT OF ROADS	4530	Construction of 40 m Approach Road	11,421		11,421
GO111FYP	MINISTRY OF WORKS & HUMAN SETTLEMENT	DEPARTMENT OF URBAN DEVELOPMENT & ENGINEERING SERVICES	4036	GOI SDP Batch II	14,568		14,568

DONOR	ADMINISTRATIVE UNIT	SPENDING AGENCY / DEPARTMENT	FI CODE	PROJECT NAME	CASH	KIND	TOTAL
GO11FYF	MINJAY GEWOG, LHUENTSE	AGRICULTURE	4240	Construction of Irrigation Channel at Dungkarchu in Minjey Gewog	1.200		1.200
GO11FYF	MINJAY GEWOG, LHUENTSE	AGRICULTURE	4411	Construction of farm road from Chusa to Amdrang in Minjey Geog	0.900		0.900
GO11FYF	MINJAY GEWOG, LHUENTSE	CIVIL	4036	GOI SDP Batch II	0.036		0.036
GO11FYF	MINJAY GEWOG, LHUENTSE	CIVIL	4241	Construction of Minjey Gewog Office at Wangzhing	2.100		2.100
GO11FYF	NAJA GEWOG, PARO	AGRICULTURE	4036	GOI SDP Batch II	0.179		0.179
GO11FYF	NAJA GEWOG, PARO	AGRICULTURE	4255	Construction of Irrigation Channel at lower Wanakha in Naja Gewog	1.200		1.200
GO11FYF	NAMGAYCHHEOLING GEWOG, SAMTSE	CIVIL	4287	Construction of Jiti River Protection Wall for Namgyeicholing irrigation channel in Namgaychholing Gewog.	1.800		1.800
GO11FYF	NAMGAYCHHEOLING GEWOG, SAMTSE	URBAN DEVELOPMENT AND ENGINEERING	4288	Construction of Suspension Bridget over Jortti River at Majuwa in Namgaychholing Gewog	1.500		1.500
GO11FYF	NANONG GEWOG, PEMA GATSHEL	AGRICULTURE	2893	SDP, GOI	0.050		0.050
GO11FYF	NANONG GEWOG, PEMA GATSHEL	AGRICULTURE	4421	Construction of Farm road from Zobelwoong to Tephu in Nanong Gewog	0.900		0.900
GO11FYF	NARANG GEWOG, MONGAR	AGRICULTURE	4036	GOI SDP Batch II	0.028		0.028
GO11FYF	NARANG GEWOG, MONGAR	AGRICULTURE	4248	Construction of Farm Road from Domshung to Pangkhang in Narang gewog	1.800		1.800
GO11FYF	NARO GEWOG, THIMPHU	AGRICULTURE	2893	SDP, GOI	0.349		0.349
GO11FYF	NICHULA GEWOG, DAGANA	AGRICULTURE	4222	Construction of permanent structure for Bichgaon to Katterary farm road in Nichula Gewog	2.220		2.220
GO11FYF	NICHULA GEWOG, DAGANA	CIVIL	4036	GOI SDP Batch II	0.325		0.325
GO11FYF	NICHULA GEWOG, DAGANA	URBAN DEVELOPMENT AND ENGINEERING	4400	Construction of Bararay Bailey Bridge	4.083		4.083

DONOR	ADMINISTRATIVE UNIT	SPENDING AGENCY / DEPARTMENT	FI CODE	PROJECT NAME	CASH	KIND	TOTAL
GO11FYF	NORBUGANG GEWOG, PEMA GATSHEL	AGRICULTURE	4422	Construction of farm road from Dungkhag Guesthouse to Tanzama via Satsalo in Norbugang Gewog	2.700		2.700
GO11FYF	NUBI GEWOG, TRONGSA	AGRICULTURE	4036	GOI SDP Batch II	0.596		0.596
GO11FYF	NUBI GEWOG, TRONGSA	AGRICULTURE	4452	Construction of Permanent Structures for Gaggar manithang to Choeyay Ari Farm Road under Nubi Gewog.	1.800		1.800
GO11FYF	NUBI GEWOG, TRONGSA	LIVESTOCK	4036	GOI SDP Batch II	0.014		0.014
GO11FYF	NUBI GEWOG, TRONGSA	URBAN DEVELOPMENT AND ENGINEERING	4036	GOI SDP Batch II	0.320		0.320
GO11FYF	NYISHO GEWOG, WANGDUE PHODRANG	AGRICULTURE	4462	Construction of farm road from Khelakha to Goga in Nyisho Gewog	1.670		1.670
GO11FYF	ORONG GEWOG, SAMDRUP JONGKHAR	CIVIL	4036	GOI SDP Batch II	0.332		0.332
GO11FYF	PHANGKHAR GEWOG, ZHEMGANG	AGRICULTURE	4469	Construction of farm road from Shilingoe to Salapong in Pangkhar Gewog	1.200		1.200
GO11FYF	PHANGYUEL GEWOG, WANGDUE PHODRANG	AGRICULTURE	4454	Construction of Yuebam Concrete Irrigation Channel at Dornkhar - Wampeykha under Phangyul Gewog	1.044		1.044
GO11FYF	PHOBI GEWOG, WANGDUE PHODRANG	URBAN DEVELOPMENT AND ENGINEERING	4036	GOI SDP Batch II	1.090		1.090
GO11FYF	PHUENTENCHHU GEWOG, TSIRANG	AGRICULTURE	4036	GOI SDP Batch II	0.186		0.186
GO11FYF	PHUENTSHOLING GEWOG, CHHUKHA	AGRICULTURE	4392	Construction of farm road from Tashdingkha to Malbasey in Phuntsholing gewog	2.967		2.967
GO11FYF	PHUENTSHOTHANG GEWOG, SAMDRUP JONGKHAR	CIVIL	4036	GOI SDP Batch II	0.637		0.637
GO11FYF	RAMJAR GEWOG, TRASHI YANGTSE	AGRICULTURE	4036	GOI SDP Batch II	0.283		0.283
GO11FYF	ROYAL CIVIL SERVICE COMMISSION	SECRETARIAT	3035	Three Rows of Office Construction	(45.000)		(45.000)
GO11FYF	ROYAL CIVIL SERVICE COMMISSION	SECRETARIAT	4029	Professionalising the Civil Service	285.825		285.825

DONOR	ADMINISTRATIVE UNIT	SPENDING AGENCY / DEPARTMENT	FI CODE	PROJECT NAME	CASH	KIND	TOTAL
GO111FYP	ROYAL UNIVERSITY OF BHUTAN	SECRETARIAT	2951	Development of Infrastructure and Teaching, GCBS	9,000		9,000
GO111FYP	ROYAL UNIVERSITY OF BHUTAN	SECRETARIAT	2952	Development of Infrastructure and Teaching, CST	10,750		10,750
GO111FYP	ROYAL UNIVERSITY OF BHUTAN	SECRETARIAT	2954	Development of Infrastructure And Teaching, SCE	4,600		4,600
GO111FYP	ROYAL UNIVERSITY OF BHUTAN	SECRETARIAT	2955	Enhancement of Research, Learning and Training Resources	36,000		36,000
GO111FYP	ROYAL UNIVERSITY OF BHUTAN	SECRETARIAT	3045	Development of Infrastructure and Teaching, Institute of Language and Cultural Studies, Takse, Trongsa	35,000		35,000
GO111FYP	ROYAL UNIVERSITY OF BHUTAN	SECRETARIAT	3046	Development of Infrastructure and Teaching, College Natural Resources	66,820		66,820
GO111FYP	ROYAL UNIVERSITY OF BHUTAN	SECRETARIAT	3047	Development of Infrastructure and Teaching, JNP	82,290		82,290
GO111FYP	RUBESA GEWOG, WANGDUE PHODANG	AGRICULTURE	4458	Construction of Permanent Structures from Jongphey to Shelley Farm Road at Jongphey Village under Rubesa Gewog	1,462		1,462
GO111FYP	RUBESA GEWOG, WANGDUE PHODANG	AGRICULTURE	4463	Construction of farm road from Shebeysa to Chubar and Gyensa village in Rubesa Gewog	1,122		1,122
GO111FYP	RUBESA GEWOG, WANGDUE PHODANG	AGRICULTURE	4464	Construction of farm road from Telekha to Omthekha village in Rubesa Gewog	0,840		0,840
GO111FYP	SAKTENG GEWOG, TRASHIGANG	AGRICULTURE	4307	Construction of Farm Road from Jonkhar to Tholong in Sakteng Gewog	6,000		6,000
GO111FYP	SAKTENG GEWOG, TRASHIGANG	URBAN DEVELOPMENT AND ENGINEERING	4450	Construction of Suspension Bridge over Gamri Chhu under Sakteng Gewog	0,600		0,600
GO111FYP	SALENG GEWOG, MONGAR	AGRICULTURE	4249	Construction of Farm Road form Kalapang to Resa in Saleng Gewog	5,400		5,400
GO111FYP	SALENG GEWOG, MONGAR	CIVIL	4036	GOI SDP Batch II	0,243		0,243
GO111FYP	SALENG GEWOG, MONGAR	HEALTH	4414	Construction of RWSS for Thidangbi village in Saleng Gewog	0,600		0,600

DONOR	ADMINISTRATIVE UNIT	SPENDING AGENCY / DEPARTMENT	FI CODE	PROJECT NAME	CASH	KIND	TOTAL
GO11FYF	SAMPHELING GEWOG, CHHUKHA	AGRICULTURE	4036	GOI SDP Batch II	0.935		0.935
GO11FYF	SAMPHELING GEWOG, CHHUKHA	AGRICULTURE	4393	Construction of Farm Road from Pana C to Ambartary in Sampheling Gewog	3.674		3.674
GO11FYF	SAMTSE GEWOG, SAMTSE	AGRICULTURE	4282	Construction of permanent structures for Malbassey Farm Road in Samtse Gewog	3.000		3.000
GO11FYF	SEPHU GEWOG, WANGDUE PHODRANG	AGRICULTURE	4036	GOI SDP Batch II	0.952		0.952
GO11FYF	SEPHU GEWOG, WANGDUE PHODRANG	AGRICULTURE	4465	Construction of farm road from Thakona to Brogona village in Sephu Gewog	1.194		1.194
GO11FYF	SEPHU GEWOG, WANGDUE PHODRANG	URBAN DEVELOPMENT AND ENGINEERING	4466	Black Topping on Chazam to Lubzur Farm Road in Sephu Gewog	9.921		9.921
GO11FYF	SHABA GEWOG, PARO	AGRICULTURE	4415	Construction of permanent structure at Janglungchu to Lholingkha farm road in Shaba Gewog	0.876		0.876
GO11FYF	SHABA GEWOG, PARO	AGRICULTURE	4525	Construction of Bailey Bridge at Chorsten Sabhu	2.889		2.889
GO11FYF	SHEMJONG GEWOG, TSIRANG	AGRICULTURE	4315	Construction of permanent structure on Gewog junction to Tashling Toed Farm Road in Semjong Gewog	4.291		4.291
GO11FYF	SHEMJONG GEWOG, TSIRANG	HEALTH	4036	GOI SDP Batch II	0.874		0.874
GO11FYF	SHENGANA GEWOG, PUNAKHA	AGRICULTURE	4036	GOI SDP Batch II	0.016		0.016
GO11FYF	SHENGANA GEWOG, PUNAKHA	AGRICULTURE	4428	Construction of Permanent structure for Shengana School to Chongzhikha farm road under Shengana Gewog	0.600		0.600
GO11FYF	SHERIMUHUNG GEWOG, MONGAR	AGRICULTURE	4036	GOI SDP Batch II	9.686		9.686
GO11FYF	SHERIMUHUNG GEWOG, MONGAR	CIVIL	4250	Construction of Gewog Office at Sherimuhung Gewog Center	1.200		1.200
GO11FYF	SHINGKCHAR GEWOG, ZHEMGANG	AGRICULTURE	4471	Construction Farm Road of Biramla Yunema to Lampong	2.850		2.850
GO11FYF	SHOMPANGKHA GEWOG, SARPANG	AGRICULTURE	4036	GOI SDP Batch II	0.460		0.460

DONOR	ADMINISTRATIVE UNIT	SPENDING AGENCY / DEPARTMENT	FI CODE	PROJECT NAME	CASH	KIND	TOTAL
GO11FYFYP	SHOMPANGKHA GEWOG, SARPANG	URBAN DEVELOPMENT AND ENGINEERING	4440	Construction of River Bank Protection at KharKhola, Sompangkha Gewog	1,437		1,437
GO11FYFYP	SHUMAR GEWOG, PEMA GATSHEL	AGRICULTURE	4256	Construction of Farm Road from Yangkhar to Toetpalung in Shumer Gewog	3,600		3,600
GO11FYFYP	SHUMAR GEWOG, PEMA GATSHEL	AGRICULTURE	4417	Construction of Farm road from Shali to Zhingri in Shumer Gewog	0,900		0,900
GO11FYFYP	SHUMAR GEWOG, PEMA GATSHEL	AGRICULTURE	4418	Construction of Farm road from Gamung to Tetsung in Shumer Gewog	0,600		0,600
GO11FYFYP	SILAMBI GEWOG, MONGAR	AGRICULTURE	4251	Construction of Farm Road from Nagor to Gyelgong in Silambi Gewog	7,200		7,200
GO11FYFYP	TADING GEWOG, SAMTSE	AGRICULTURE	4036	GOI SDP Batch II	0,701		0,701
GO11FYFYP	TADING GEWOG, SAMTSE	AGRICULTURE	4434	Construction of Farm Road from Darapani to Ramtsey under Tading Gewog	1,350		1,350
GO11FYFYP	TADING GEWOG, SAMTSE	AGRICULTURE	4435	Construction of Farm Road from Jenchu to Borbotey under Tading Gewog	1,350		1,350
GO11FYFYP	TADING GEWOG, SAMTSE	AGRICULTURE	4436	Construction of Farm Road from Bucca to Sisney under Tading Gewog	2,700		2,700
GO11FYFYP	TALO GEWOG, PUNAKHA	HEALTH	4429	Construction of RWSS at Lapsakha, Gantromo and Pension under Talo Gewog	0,690		0,690
GO11FYFYP	TANG GEWOG, BUMTHANG	AGRICULTURE	4388	Construction of farm road from Babzur Anim Dratshang to Jigmeling in Tang Gewog	1,000		1,000
GO11FYFYP	TANG GEWOG, BUMTHANG	URBAN DEVELOPMENT AND ENGINEERING	4204	Construction of RCC motorable bridge over Tandin Gang Chhu for Chutoe farm road in Tang Gewog	0,900		0,900
GO11FYFYP	TANGSIBJI GEWOG, TRONGSA	AGRICULTURE	4036	GOI SDP Batch II	0,500		0,500
GO11FYFYP	TANGSIBJI GEWOG, TRONGSA	URBAN DEVELOPMENT AND ENGINEERING	4317	Construction of RCC Culvert bridge at Chendebeji for Chendebeji Farm Road, Tangsibji Gewog	1,500		1,500
GO11FYFYP	TAREYTHANG GEWOG, SARPANG	AGRICULTURE	4036	GOI SDP Batch II	0,419		0,419
GO11FYFYP	TENDU GEWOG, SAMTSE	AGRICULTURE	4036	GOI SDP Batch II	6,257		6,257

DONOR	ADMINISTRATIVE UNIT	SPENDING AGENCY / DEPARTMENT	FI CODE	PROJECT NAME	CASH	KIND	TOTAL
GO11FYF	TENDU GEWOG, SAMTSE	AGRICULTURE	4280	Construction of permanent structure on Farm Road from Bindukhola to Kachin village in Tendruk Gewog	3.600		3.600
GO11FYF	TENDU GEWOG, SAMTSE	AGRICULTURE	4281	Construction of Irrigation Channel at Kachin Chiwoig in Tendruk Gewog	1.380		1.380
GO11FYF	TEODTSHO GEWOG, TRASHI YANGTSE	AGRICULTURE	4310	Construction of Zanglamember to Gongza Irrigation Channel in Teodtsho Gewog	3.330		3.330
GO11FYF	TEODTSHO GEWOG, TRASHI YANGTSE	AGRICULTURE	4313	Construction of Ombarongchu to Jangphutse Irrigation Channel in Toetsho Gewog	1.800		1.800
GO11FYF	TEOWANG GEWOG, PUNAKHA	AGRICULTURE	4269	Construction of permanent structure for Wolathang to Tamina and Kaypilo to Dengana Farm road in Toewang Gewog	1.320		1.320
GO11FYF	THEDTSHO GEWOG, WANGDUE PHODRANG	AGRICULTURE	4459	Construction of Permanent structure on Marlung Farm Road (Bajo Lakhang to Lumpa) at Wangjokha Chiwoig under Theodtsho Gewog	0.780		0.780
GO11FYF	THEDTSHO GEWOG, WANGDUE PHODRANG	HEALTH	4036	GOI SDP Batch II	0.320		0.320
GO11FYF	THROMDEYS	PHUENTSHOLING THROMDE	4014	Phuentsholing MSS, Chihukha	27.950		27.950
GO11FYF	THROMDEYS	THIMPHU THROMDE	2893	SDP, GOI	0.840		0.840
GO11FYF	THROMDEYS	THIMPHU THROMDE	4022	Changangkha MSS, Thimphu	34.720		34.720
GO11FYF	TRASHIDING GEWOG, DAGANA	AGRICULTURE	4036	GOI SDP Batch II	2.880		2.880
GO11FYF	TRASHIDING GEWOG, DAGANA	AGRICULTURE	4223	Construction of permanent structure on farm road from main road to Namchella in Tashiding Gewog	1.920		1.920
GO11FYF	TRONG GEWOG, ZHEMGANG	AGRICULTURE	4329	Construction of Farm Road from Gomphu to Paibang in Trong Gewog	2.700		2.700
GO11FYF	TSAKALING GEWOG, MONGAR	AGRICULTURE	2893	SDP, GOI	1.270		1.270
GO11FYF	TSAKALING GEWOG, MONGAR	AGRICULTURE	4252	Construction of Farm Road From Zangtung to Doleptang in Tsakaling Gewog	2.700		2.700

DONOR	ADMINISTRATIVE UNIT	SPENDING AGENCY / DEPARTMENT	FI CODE	PROJECT NAME	CASH	KIND	TOTAL
GO11FYF	TSANGKHA GEWOG, DAGANA	AGRICULTURE	4396	Construction of permanent structure on Norbuzingkha farm road under Tsendagang Gewog	1,225		1,225
GO11FYF	TSANGKHA GEWOG, DAGANA	AGRICULTURE	4397	Construction of Salanjii farm road under Tshangkha Gewog	2,445		2,445
GO11FYF	TSANGKHA GEWOG, DAGANA	CIVIL	4036	GOI SDP Batch II	0,120		0,120
GO11FYF	TSENKHAR GEWOG, LHUENTSE	AGRICULTURE	4408	Construction of farm road from Nama Gordong to Guendriang in Tshenkhar Geog	1,050		1,050
GO11FYF	TSENTO GEWOG, PARO	URBAN DEVELOPMENT AND ENGINEERING	4036	GOI SDP Batch II	0,049		0,049
GO11FYF	TSEZA GEWOG, DAGANA	CIVIL	4036	GOI SDP Batch II	0,212		0,212
GO11FYF	UDZORONG GEWOG, TRASHIGANG	AGRICULTURE	4306	Construction of Farm Road from Jomtshang via Benshingmo to Udzorong Gewog Centre	7,380		7,380
GO11FYF	UMLING GEWOG, SARPANG	AGRICULTURE	4036	GOI SDP Batch II	0,447		0,447
GO11FYF	UMLING GEWOG, SARPANG	HEALTH	4291	Construction of Water Supply for Umling gewog throm and nearby areas	1,669		1,669
GO11FYF	WANGCHANG GEWOG, PARO	AGRICULTURE	4036	GOI SDP Batch II	0,721		0,721
GO11FYF	WANGPHU GEWOG, SAMDRUP JONGKHAR	URBAN DEVELOPMENT AND ENGINEERING	4036	GOI SDP Batch II	0,594		0,594
GO11FYF	YANGTSE GEWOG, TRASHI YANGTSE	AGRICULTURE	4036	GOI SDP Batch II	0,140		0,140
GO11FYF	YANGTSE GEWOG, TRASHI YANGTSE	AGRICULTURE	4311	Construction of Dongkarla to Rabti Irrigation Channel in Yangtse Gewog	1,800		1,800
GO11FYF	YOEDSELTSE GEWOG, SAMTSE	AGRICULTURE	4036	GOI SDP Batch II	7,338		7,338
GO11FYF	ZOBEL GEWOG, PEMA GATSHEL	AGRICULTURE	4036	GOI SDP Batch II	0,002		0,002
GO11FYF	ZOBEL GEWOG, PEMA GATSHEL	AGRICULTURE	4257	Construction of Permanent structure on Compasingma to Ngangmalam farm road in Zobel Gewog	1,200		1,200

DONOR	ADMINISTRATIVE UNIT	SPENDING AGENCY / DEPARTMENT	FI CODE	PROJECT NAME	CASH	KIND	TOTAL
GO11FYP	ZOBEL GEWOG, PEMA GATSHEL	AGRICULTURE	4419	Construction of Farm road from Gonpasingma LSS to Gonpasingma Village in Zobel Gewog	0.600		0.600
GO11FYP Total					6,882.753	-	6,882.753
HCP	MINISTRY OF HEALTH	DEPARTMENT OF MEDICAL SERVICES	1934	Primary Eye Care II	0.287		0.287
HCP	MINISTRY OF HEALTH	DEPARTMENT OF PUBLIC HEALTH	1934	Primary Eye Care II	2.702		2.702
HCP	MINISTRY OF HEALTH	SECRETARIAT	1934	Primary Eye Care II	4.097		4.097
HCP Total					7.086	-	7.086
HELVETAS	CIVIL SOCIETY ORGANIZATIONS AUTHORITY	SECRETARIAT	4119	Support to the Civil Society Sector in Bhutan in Partnership with the CSO Authority	1.000		1.000
HELVETAS	MINISTRY OF AGRICULTURE & FORESTS	DEPARTMENT OF AGRICULTURE	4495	Rural Livelihood Project(RLP) Phase III	2.690		2.690
HELVETAS	MINISTRY OF AGRICULTURE & FORESTS	DEPARTMENT OF FOREST AND PARK SERVICES	4508	Participatory Forest Management Project III Extension Phase	8.373		8.373
HELVETAS	MINISTRY OF AGRICULTURE & FORESTS	DEPARTMENT OF LIVESTOCK	4495	Rural Livelihood Project(RLP) Phase III	17.366		17.366
HELVETAS	MINISTRY OF EDUCATION	SECRETARIAT	2794	Support to Education in Rural Bhutan	2.130		2.130
HELVETAS	MINISTRY OF HOME & CULTURAL AFFAIRS	DEPARTMENT OF LOCAL GOVERNANCE	4113	Support to Local Governance III	23.784		23.784
HELVETAS	MINISTRY OF LABOUR & HUMAN RESOURCES	DEPARTMENT OF TECHNICAL EDUCATION	2897	Occupational Skill Development for the Construction Sectors in Bhutan (OSD4CS) Phase I	22.613		22.613
HELVETAS Total					77.956	-	77.956
HWZ	TOURISM COUNCIL OF BHUTAN	SECRETARIAT	4522	BMMHP Bhutan Middle Management Hotel Phase IV	3.605		3.605
HWZ Total					3.605	-	3.605
ICIMD	MINISTRY OF AGRICULTURE & FORESTS	DEPARTMENT OF AGRICULTURE	2923	Kangchenjunga Landscape Conservation and Development Initiative (KLCDI)	0.651		0.651

DONOR	ADMINISTRATIVE UNIT	SPENDING AGENCY / DEPARTMENT	FI CODE	PROJECT NAME	CASH	KIND	TOTAL
ICIMD	MINISTRY OF AGRICULTURE & FORESTS	DEPARTMENT OF FOREST AND PARK SERVICES	2923	Kangchenjunga Landscape Conservation and Development Initiative (KLCDI)	4,052		4,052
ICIMD Total					4,703	-	4,703
ICIMOD	MINISTRY OF AGRICULTURE & FORESTS	DEPARTMENT OF AGRICULTURE	4052	HIMALICA	6,676		6,676
ICIMOD	MINISTRY OF AGRICULTURE & FORESTS	DEPARTMENT OF AGRICULTURE	4125	Support to Rural Livelihoods and Climate Change Adaptation in the Himalayas	0,456		0,456
ICIMOD	MINISTRY OF AGRICULTURE & FORESTS	DEPARTMENT OF FOREST AND PARK SERVICES	4078	REDD+ Himalayas: Developing and using experience in implementing REDD in the Himalayas	13,588		13,588
ICIMOD	MINISTRY OF AGRICULTURE & FORESTS	DEPARTMENT OF FOREST AND PARK SERVICES	4125	Support to Rural Livelihoods and Climate Change Adaptation in the Himalayas	1,088		1,088
ICIMOD	NATIONAL ENVIRONMENT COMMISSION	SECRETARIAT	4004	Establishment of Bhutan Climate Observatory to Monitor the Atmosphere Pollutants	4,987		4,987
ICIMOD Total					26,794	-	26,794
IFAD	DZONGKHAG ADMINISTRATION, LHUENTSE	AGRICULTURE	4129	Commercial Agriculture & Resilient Livelihoods Enhancement Programme (CARLEP-Trust Grant)	2,133		2,133
IFAD	DZONGKHAG ADMINISTRATION, MONGAR	AGRICULTURE	4129	Commercial Agriculture & Resilient Livelihoods Enhancement Programme (CARLEP-Trust Grant)	3,845		3,845
IFAD	DZONGKHAG ADMINISTRATION, PEWA GATSHEL	AGRICULTURE	4129	Commercial Agriculture & Resilient Livelihoods Enhancement Programme (CARLEP-Trust Grant)	3,728		3,728
IFAD	DZONGKHAG ADMINISTRATION, SAMDRUP JONGKHAR	AGRICULTURE	4129	Commercial Agriculture & Resilient Livelihoods Enhancement Programme (CARLEP-Trust Grant)	3,597		3,597
IFAD	DZONGKHAG ADMINISTRATION, TRASHI YANGTSE	AGRICULTURE	4129	Commercial Agriculture & Resilient Livelihoods Enhancement Programme (CARLEP-Trust Grant)	3,544		3,544

DONOR	ADMINISTRATIVE UNIT	SPENDING AGENCY / DEPARTMENT	FI CODE	PROJECT NAME	CASH	KIND	TOTAL
IFAD	DZONGKHAG ADMINISTRATION, TRASHIGANG	AGRICULTURE	4129	Commercial Agriculture & Resilient Livelihoods Enhancement Programme (CARLEP-Trust Grant)	3,910		3,910
IFAD	MINISTRY OF AGRICULTURE & FORESTS	DEPARTMENT OF AGRICULTURE	4128	Commercial Agriculture & Resilient Livelihoods Enhancement Programme (CARLEP-GRANT)	5,171		5,171
IFAD	MINISTRY OF AGRICULTURE & FORESTS	DEPARTMENT OF AGRICULTURE	4129	Commercial Agriculture & Resilient Livelihoods Enhancement Programme (CARLEP-Trust Grant)	19,632		19,632
IFAD Total					45,560	-	45,560
IUCN	MINISTRY OF AGRICULTURE & FORESTS	DEPARTMENT OF FOREST AND PARK SERVICES	4136	Securing the future of Tigers in Bhutan-Manas Complex	12,692		12,692
IUCN Total					12,692	-	12,692
JAPAN	DZONGKHAG ADMINISTRATION, CHHUKHA	EDUCATION	4563	The Project for Construction of Girl's Hostel at Chungkha Primary School in Chhuka	4,611		4,611
JAPAN	JIGME DORJI WANGCHUCK NATIONAL REFERRAL HOSPITAL	NA	4569	Provision of medical equipment for JDNWRH	4,689		4,689
JAPAN	MINISTRY OF AGRICULTURE & FORESTS	DEPARTMENT OF AGRICULTURE	4562	The Project for Provision of Equipment for National Mushroom Centre	4,672		4,672
JAPAN Total					13,971	-	13,971
JICA	CENTRE FOR BHUTAN STUDIES AND GNH RESEARCH	SECRETARIAT	3074	Gross National Happiness Survey 2014-2015	7,957		7,957
JICA Total					7,957	-	7,957
MHPA	BARDO GEWOG, ZHEMGANG	AGRICULTURE	4574	Improving the Livelihood of Communities through Accessibility to Market and Services	8,000		8,000
MHPA	DZONGKHAG ADMINISTRATION, TRONGSA	CIVIL	2993	To implement various Schemes, emanating from Environment Impact Assessment/ Environment Management Plan of MHPA	20,500		20,500
MHPA	DZONGKHAG ADMINISTRATION, TRONGSA	URBAN DEVELOPMENT & ENGINEERING	2993	To implement various Schemes, emanating from Environment Impact Assessment/ Environment Management Plan of MHPA	68,705		68,705

DONOR	ADMINISTRATIVE UNIT	SPENDING AGENCY / DEPARTMENT	FI CODE	PROJECT NAME	CASH	KIND	TOTAL
MHPA	MINISTRY OF AGRICULTURE & FORESTS	DEPARTMENT OF FOREST AND PARK SERVICES	2871	Compensatory Afforestation along Mangdechhu Catchment	4,928		4,928
MHPA	MINISTRY OF AGRICULTURE & FORESTS	DEPARTMENT OF FOREST AND PARK SERVICES	3008	Conservation and Sustainable Management of Mangdechhu Watershed	3,335		3,335
MHPA	MINISTRY OF ECONOMIC AFFAIRS	DEPARTMENT OF HYDRO-MET SERVICES	2992	Institutional Strengthening & Setting up of GLOF Early Warning & Rainstorm Flood Forecasting in Mangdechhu & Chamkharchhu Basin	7,265		7,265
MHPA Total					112,733	-	112,733
MU	KHESAR GYALPO UNIVERSITY OF MEDICAL SCIENCES OF BHUTAN	SECRETARIAT	4032	One Health Epidemiology Fellowship Program Coordination: Bhutan	0,750		0,750
MU Total					0,750	-	0,750
OECD	NATIONAL STATISTICS BUREAU	SECRETARIAT	4540	Strengthen the Bhutan Statistical System (BSS)	0,670		0,670
OECD Total					0,670	-	0,670
PHPA	MINISTRY OF AGRICULTURE & FORESTS	DEPARTMENT OF FOREST AND PARK SERVICES	3029	Compensatory Afforestation	5,280		5,280
PHPA Total					5,280	-	5,280
PHPA II	MINISTRY OF AGRICULTURE & FORESTS	DEPARTMENT OF FOREST AND PARK SERVICES	3030	Compensatory Afforestation	8,091		8,091
PHPA II	MINISTRY OF AGRICULTURE & FORESTS	DEPARTMENT OF FOREST AND PARK SERVICES	4514	Compensatory Afforestation/Reforestation along Punakha and Wangdue Valley	3,780		3,780
PHPA II Total					11,871	-	11,871
RBG-Kew-UK	MINISTRY OF AGRICULTURE & FORESTS	DEPARTMENT OF FOREST AND PARK SERVICES	4384	100 Trees Species Seed Conservation Project in Partnership with Millennium Seed Bank, Royal Botanical Gardens, Kew, UK	2,219		2,219
RBG-Kew-UK Total					2,219	-	2,219
SCF/USA	COUNCIL FOR RELIGIOUS AFFAIRS	SECRETARIAT	4083	Support to Comprehensive Disaster Management Project for Education Sector (CDMPES) through Draitshang Lhentshog	(0.130)		(0.130)

DONOR	ADMINISTRATIVE UNIT	SPENDING AGENCY / DEPARTMENT	FI CODE	PROJECT NAME	CASH	KIND	TOTAL
SCF/USA	DZONGKHAG ADMINISTRATION, PARO	CIVIL	4097	Support to Comprehensive Disaster Management Project for Education Sector (CDMPES) through the Dzongkhag Administration, Paro	0.364		0.364
SCF/USA	DZONGKHAG ADMINISTRATION, PARO	EDUCATION	4097	Support to Comprehensive Disaster Management Project for Education Sector (CDMPES) through the Dzongkhag Administration, Paro	0.350		0.350
SCF/USA	MINISTRY OF EDUCATION	SECRETARIAT	4096	Support to Comprehensive Disaster Management Project for Education Sector (CDMPES) through the DoSE, MoE	0.174		0.174
SCF/USA Total					0.759	-	0.759
SDC	ANTI-CORRUPTION COMMISSION	SECRETARIAT	2932	DG+ Democratic Governance Programme	33.949		33.949
SDC	CABINET SECRETARIAT	SECRETARIAT	2932	DG+ Democratic Governance Programme	0.891		0.891
SDC	GROSS NATIONAL HAPPINESS COMMISSION	SECRETARIAT	2932	DG+ Democratic Governance Programme	4.345		4.345
SDC	JUDICIARY	SECRETARIAT	4035	Support to Judiciary of Bhutan Legal Sector Programme	6.955		6.955
SDC	MINISTRY OF AGRICULTURE & FORESTS	DEPARTMENT OF FOREST AND PARK SERVICES	2929	Participatory Forest Management and Co-operation (PFMP)	(0.554)		(0.554)
SDC	MINISTRY OF EDUCATION	DEPARTMENT OF YOUTH & SPORTS	2932	DG+ Democratic Governance Programme	8.724		8.724
SDC	MINISTRY OF FINANCE	DEPARTMENT OF PUBLIC ACCOUNTS	2932	DG+ Democratic Governance Programme	12.468		12.468
SDC	TOURISM COUNCIL OF BHUTAN	SECRETARIAT	2994	BMMHP Bhutan Middle Management Hotel Phase III	0.031		0.031
SDC Total					66.809	-	66.809
SDF	MINISTRY OF AGRICULTURE & FORESTS	DEPARTMENT OF AGRICULTURE	2938	Post Harvest Value Addition and Management of Horticultural Crops in Production Catchments of SAARC Countries	13.384		13.384
SDF Total					13.384	-	13.384

DONOR	ADMINISTRATIVE UNIT	SPENDING AGENCY / DEPARTMENT	FI CODE	PROJECT NAME	CASH	KIND	TOTAL
SHC+	DZONGKHAG ADMINISTRATION, BUMTHANG	HEALTH	4151	Swiss Healthcare+ Project (Wangdicholing Hospital)	2,946		2,946
SHC+	KHESAR GYALPO UNIVERSITY OF MEDICAL SCIENCES OF BHUTAN	SECRETARIAT	4151	Swiss Healthcare+ Project (Wangdicholing Hospital)	1,239		1,239
SHC+ Total					4,185	-	4,185
SRC	MINISTRY OF HEALTH	DEPARTMENT OF MEDICAL SERVICES	4492	Community Health Pilot Project (Swiss Red Cross)	13,641		13,641
SRC Total					13,641	-	13,641
SUASE	MINISTRY OF HOME & CULTURAL AFFAIRS	DEPARTMENT OF DISASTER MANAGEMENT	4130	Saxion Universities of Applied Sciences Enschede, Netherland	(0,107)		(0,107)
SUASE Total					(0,107)	-	(0,107)
ThYE	MINISTRY OF AGRICULTURE & FORESTS	DEPARTMENT OF FOREST AND PARK SERVICES	4515	Compensatory Afforestation/Reforestation along Trongsa Valley	6,380		6,380
ThYE Total					6,380	-	6,380
UFS	MINISTRY OF FINANCE	DEPARTMENT OF PUBLIC ACCOUNTS	2000	Unidentified Financing Sources (External)	5,696		5,696
UFS Total					5,696	-	5,696
UN	MINISTRY OF FINANCE	DEPARTMENT OF PUBLIC ACCOUNTS	2700	Promotion of Rainwater Harvesting & Human value based Water, Sanitation & Hygiene Education in Mongar,Bhutan	0,763		0,763
UN Total					0,763	-	0,763
UNCCD	MINISTRY OF AGRICULTURE & FORESTS	DEPARTMENT OF AGRICULTURE	4067	UNCCD support towards Achieving Land Degradation Neutrality	0,345		0,345
UNCCD Total					0,345	-	0,345
UNDP	DZONGKHAG ADMINISTRATION, BUMTHANG	FORESTRY	1007	Small Grants Programme	0,260		0,260
UNDP	DZONGKHAG ADMINISTRATION, SAMDRUP JONGKHAR	AGRICULTURE	1007	Small Grants Programme	0,324		0,324
UNDP	DZONGKHAG ADMINISTRATION, TRONGSA	AGRICULTURE	1007	Small Grants Programme	0,278		0,278

DONOR	ADMINISTRATIVE UNIT	SPENDING AGENCY / DEPARTMENT	FI CODE	PROJECT NAME	CASH	KIND	TOTAL
UNDP	DZONGKHAG ADMINISTRATION, WANGDUE PHODRANG	FORESTRY	1007	Small Grants Programme	0.162		0.162
UNDP	DZONGKHAG ADMINISTRATION, ZHEMGANG	AGRICULTURE	1007	Small Grants Programme	2.411		2.411
UNDP	DZONGKHAG ADMINISTRATION, ZHEMGANG	FORESTRY	1007	Small Grants Programme	1.354		1.354
UNDP	MINISTRY OF AGRICULTURE & FORESTS	DEPARTMENT OF FOREST AND PARK SERVICES	1007	Small Grants Programme	1.320		1.320
UNDP	MINISTRY OF HEALTH	DEPARTMENT OF PUBLIC HEALTH	4577	Health and HIV Project	0.284		0.284
UNDP Total					6.394	-	6.394
UNDP IPF	BHUTAN NATIONAL LEGAL INSTITUTE	NA	2999	Access to Justice	0.649		0.649
UNDP IPF	DZONGKHAG ADMINISTRATION, MONGAR	URBAN DEVELOPMENT & ENGINEERING	2845	NAPA-2 Project Preparatory Grant	9.322		9.322
UNDP IPF	GROSS NATIONAL HAPPINESS COMMISSION	SECRETARIAT	2301	UN Support to Result based Planning and M&E for the MDGs and GNH	12.260		12.260
UNDP IPF	MINISTRY OF AGRICULTURE & FORESTS	DEPARTMENT OF AGRICULTURE	3016	Nagoya Protocol: Access to Genetic resources and benefit sharing in Bhutan	6.939		6.939
UNDP IPF	MINISTRY OF AGRICULTURE & FORESTS	DEPARTMENT OF FOREST AND PARK SERVICES	2845	NAPA-2 Project Preparatory Grant	3.293		3.293
UNDP IPF	MINISTRY OF AGRICULTURE & FORESTS	DEPARTMENT OF LIVESTOCK	3016	Nagoya Protocol: Access to Genetic resources and benefit sharing in Bhutan	1.726		1.726
UNDP IPF	MINISTRY OF ECONOMIC AFFAIRS	DEPARTMENT OF COTTAGE & SMALL INDUSTRIES	2345	UN Support to Form. of Enabling Poly. Framework & Dev. of MSMEs for Empl. Gen. & Pro-poor Growth	0.904		0.904
UNDP IPF	MINISTRY OF ECONOMIC AFFAIRS	DEPARTMENT OF ENERGY	2845	NAPA-2 Project Preparatory Grant	8.694		8.694
UNDP IPF	MINISTRY OF ECONOMIC AFFAIRS	DEPARTMENT OF GEOLOGY AND MINES	2845	NAPA-2 Project Preparatory Grant	3.764		3.764
UNDP IPF	MINISTRY OF ECONOMIC AFFAIRS	DEPARTMENT OF HYDRO-MET SERVICES	2845	NAPA-2 Project Preparatory Grant	116.696		116.696

DONOR	ADMINISTRATIVE UNIT	SPENDING AGENCY / DEPARTMENT	FI CODE	PROJECT NAME	CASH	KIND	TOTAL
UNDP IPF	MINISTRY OF ECONOMIC AFFAIRS	DEPARTMENT OF RENEWABLE ENERGY	2851	Bhutan Sustainable Rural Biomass Energy Project (SBRE)	2.555		2.555
UNDP IPF	MINISTRY OF FINANCE	DEPARTMENT OF NATIONAL BUDGET	3002	Women's Participation	0.556		0.556
UNDP IPF	MINISTRY OF FINANCE	DEPARTMENT OF PUBLIC ACCOUNTS	2845	NAPA-2 Project Preparatory Grant	10.468		10.468
UNDP IPF	MINISTRY OF FINANCE	DEPARTMENT OF PUBLIC ACCOUNTS	3002	Women's Participation	2.695		2.695
UNDP IPF	MINISTRY OF HEALTH	DEPARTMENT OF PUBLIC HEALTH	3002	Women's Participation	1.001		1.001
UNDP IPF	MINISTRY OF HEALTH	SECRETARIAT	3002	Women's Participation	0.789		0.789
UNDP IPF	MINISTRY OF HOME & CULTURAL AFFAIRS	DEPARTMENT OF DISASTER MANAGEMENT	2845	NAPA-2 Project Preparatory Grant	13.720		13.720
UNDP IPF	MINISTRY OF HOME & CULTURAL AFFAIRS	DEPARTMENT OF LOCAL GOVERNANCE	3002	Women's Participation	2.738		2.738
UNDP IPF	MINISTRY OF WORKS & HUMAN SETTLEMENT	DEPARTMENT OF ENGINEERING SERVICES	2845	NAPA-2 Project Preparatory Grant	86.869		86.869
UNDP IPF	MINISTRY OF WORKS & HUMAN SETTLEMENT	DEPARTMENT OF URBAN DEVELOPMENT & ENGINEERING SERVICES	2845	NAPA-2 Project Preparatory Grant	4.036		4.036
UNDP IPF	MINISTRY OF WORKS & HUMAN SETTLEMENT	SECRETARIAT	2845	NAPA-2 Project Preparatory Grant	79.316		79.316
UNDP IPF	NATIONAL COMMISSION FOR WOMEN & CHILDREN	SECRETARIAT	3002	Women's Participation	2.393		2.393
UNDP IPF	NATIONAL ENVIRONMENT COMMISSION	SECRETARIAT	2845	NAPA-2 Project Preparatory Grant	12.979		12.979
UNDP IPF	NATIONAL STATISTICS BUREAU	SECRETARIAT	2301	UN Support to Result based Planning and M&E for the MDGs and GNH	0.975		0.975
UNDP IPF	ROYAL UNIVERSITY OF BHUTAN	SECRETARIAT	3000	Civic Engagement and Accountability	0.340		0.340
UNDP IPF Total					385.674	-	385.674
UNEP	GROSS NATIONAL HAPPINESS COMMISSION	SECRETARIAT	4149	Support Adaptation Project Formulation through Direct Access to the Adaptation Fund in Asia & the Pacific	0.869		0.869

DONOR	ADMINISTRATIVE UNIT	SPENDING AGENCY / DEPARTMENT	FI CODE	PROJECT NAME	CASH	KIND	TOTAL
UNEP	MINISTRY OF AGRICULTURE & FORESTS	DEPARTMENT OF AGRICULTURE	4054	SSFA: Economics of Ecosystem and Biodiversity om Bhutan	7.427		7.427
UNEP	NATIONAL ENVIRONMENT COMMISSION	SECRETARIAT	1966	Institutional Strengthening (IS)	3.036		3.036
UNEP	NATIONAL ENVIRONMENT COMMISSION	SECRETARIAT	2439	Dev. of HCFC Phase-out Management Plan (HPMP)	6.557		6.557
UNEP	NATIONAL ENVIRONMENT COMMISSION	SECRETARIAT	4062	SSFA: Supporting the shift towards Sustainable Consumption and Production through policy activities in the Kingdom of Bhutan	2.541		2.541
UNEP	NATIONAL ENVIRONMENT COMMISSION	SECRETARIAT	4521	Support to Preparation of the Third National Biosafety Reports to the Cartagena Protocol on Biosafety -Asia Pacific Region	1.669		1.669
UNEP	NATIONAL ENVIRONMENT COMMISSION	SECRETARIAT	4561	Endorsement for UNEP Umbrella Programme to Support the Preparation of Bhutan Biennial Update Report under the UNFCCC	0.678		0.678
UNEP Total					22.778	-	22.778
UNESCO	MINISTRY OF EDUCATION	SECRETARIAT	1871	Participation Programme 2004-2005	11.407		11.407
UNESCO	MINISTRY OF EDUCATION	SECRETARIAT	2340	Mitsubishi - 2008	0.386		0.386
UNESCO	MINISTRY OF HOME & CULTURAL AFFAIRS	DEPARTMENT OF CULTURE	3031	International Competition on Cultural Landscape	1.551		1.551
UNESCO	MINISTRY OF HOME & CULTURAL AFFAIRS	DEPARTMENT OF CULTURE	4135	Inventory and Database of the Heritage Sites in Bhutan	0.660		0.660
UNESCO Total					14.003	-	14.003
UNFPA	KHESAR GYALPO UNIVERSITY OF MEDICAL SCIENCES OF BHUTAN	SECRETARIAT	2586	UN Support to Health (RHS)	4.218		4.218
UNFPA	MINISTRY OF EDUCATION	DEPARTMENT OF YOUTH & SPORTS	2243	UNFPA-Quality Education	2.104		2.104
UNFPA	MINISTRY OF EDUCATION	SECRETARIAT	2243	UNFPA-Quality Education	(0.065)		(0.065)

DONOR	ADMINISTRATIVE UNIT	SPENDING AGENCY / DEPARTMENT	FI CODE	PROJECT NAME	CASH	KIND	TOTAL
UNFPA	MINISTRY OF FINANCE	DEPARTMENT OF PUBLIC ACCOUNTS	2320	UN Support to Gender Equity and Equality	1.820		1.820
UNFPA	MINISTRY OF HEALTH	DEPARTMENT OF PUBLIC HEALTH	2293	UN Support	3.742		3.742
UNFPA	MINISTRY OF HEALTH	DEPARTMENT OF PUBLIC HEALTH	2320	UN Support to Gender Equity and Equality	2.153		2.153
UNFPA	MINISTRY OF HEALTH	SECRETARIAT	2293	UN Support	2.769		2.769
UNFPA	MINISTRY OF HEALTH	SECRETARIAT	2320	UN Support to Gender Equity and Equality	4.246		4.246
UNFPA	NATIONAL STATISTICS BUREAU	SECRETARIAT	2295	UN Support to results base planning and M&E for the MDGs and GNH	3.835		3.835
UNFPA	ROYAL UNIVERSITY OF BHUTAN	SECRETARIAT	2591	UNFPA-Quality Education	3.995		3.995
UNFPA Total					28.817	-	28.817
UNICEF	BHUTAN NARCOTICS CONTROL AUTHORITY	SECRETARIAT	2478	UN Support to Children & Youth Participation in Bhutan (BNCA)	1.118		1.118
UNICEF	BHUTAN NATIONAL LEGAL INSTITUTE	NA	2646	UN Support for Parliamentary Democracy in Bhutan to Royal Court of Justice	0.879		0.879
UNICEF	COUNCIL FOR RELIGIOUS AFFAIRS	SECRETARIAT	2305	UN Support to Health (Water, Sanitation & Hygiene)	10.357		10.357
UNICEF	KHESAR GYALPO UNIVERSITY OF MEDICAL SCIENCES OF BHUTAN		2302	UN Support to Health (MCH/Nutrition)	0.360		0.360
UNICEF	MINISTRY OF EDUCATION	DEPARTMENT OF ADULT & HIGHER EDUCATION	2215	UNICEF-Quality Education	3.499		3.499
UNICEF	MINISTRY OF EDUCATION	DEPARTMENT OF CURRICULUM RESEARCH & DEVELOPMENT	2215	UNICEF-Quality Education	0.041		0.041
UNICEF	MINISTRY OF EDUCATION	DEPARTMENT OF SCHOOL EDUCATION	2215	UNICEF-Quality Education	44.057		44.057
UNICEF	MINISTRY OF EDUCATION	DEPARTMENT OF SCHOOL EDUCATION	2305	UN Support to Health (Water, Sanitation & Hygiene)	1.799		1.799
UNICEF	MINISTRY OF EDUCATION	DEPARTMENT OF YOUTH & SPORTS	2215	UNICEF-Quality Education	4.212		4.212

DONOR	ADMINISTRATIVE UNIT	SPENDING AGENCY / DEPARTMENT	FI CODE	PROJECT NAME	CASH	KIND	TOTAL
UNICEF	MINISTRY OF EDUCATION	DEPARTMENT OF YOUTH & SPORTS	2305	UN Support to Health (Water, Sanitation & Hygiene)	1,707		1,707
UNICEF	MINISTRY OF EDUCATION	DEPARTMENT OF YOUTH & SPORTS	2335	UNICEF Support for Children and Youth Participation	2,049		2,049
UNICEF	MINISTRY OF EDUCATION	SECRETARIAT	2215	UNICEF-Quality Education	3,580		3,580
UNICEF	MINISTRY OF EDUCATION	SECRETARIAT	2305	UN Support to Health (Water, Sanitation & Hygiene)	1,102		1,102
UNICEF	MINISTRY OF FINANCE	DEPARTMENT OF PUBLIC ACCOUNTS	2215	UNICEF-Quality Education	2,030		2,030
UNICEF	MINISTRY OF FINANCE	DEPARTMENT OF PUBLIC ACCOUNTS	2335	UNICEF Support for Children and Youth Participation	0,169		0,169
UNICEF	MINISTRY OF FINANCE	DEPARTMENT OF PUBLIC ACCOUNTS	2337	Planning, Monitoring and Communication	0,560		0,560
UNICEF	MINISTRY OF FINANCE	DEPARTMENT OF PUBLIC ACCOUNTS	2983	Child Protection & Gender	1,588		1,588
UNICEF	MINISTRY OF FINANCE	DEPARTMENT OF PUBLIC ACCOUNTS	2984	Good Governance	0,708		0,708
UNICEF	MINISTRY OF FINANCE	DEPARTMENT OF PUBLIC ACCOUNTS	3023	UN Support to Essential Social Services (Education Sub Theme Group)	2,303		2,303
UNICEF	MINISTRY OF FINANCE	DEPARTMENT OF PUBLIC ACCOUNTS	4048	Essential Social Services (Education Sub - Theme Group)	0,329		0,329
UNICEF	MINISTRY OF FINANCE	DEPARTMENT OF PUBLIC ACCOUNTS	4049	Gender Equality, Empowerment and Protection of Women and Children	0,434		0,434
UNICEF	MINISTRY OF FINANCE	DEPARTMENT OF PUBLIC ACCOUNTS	4050	Good Governance	2,306		2,306
UNICEF	MINISTRY OF HEALTH	DEPARTMENT OF MEDICAL SERVICES	2302	UN Support to Health (MCH/Nutrition)	1,312		1,312
UNICEF	MINISTRY OF HEALTH	DEPARTMENT OF MEDICAL SERVICES	2305	UN Support to Health (Water, Sanitation & Hygiene)	1,249		1,249
UNICEF	MINISTRY OF HEALTH	DEPARTMENT OF PUBLIC HEALTH	2302	UN Support to Health (MCH/Nutrition)	20,260		20,260

DONOR	ADMINISTRATIVE UNIT	SPENDING AGENCY / DEPARTMENT	FI CODE	PROJECT NAME	CASH	KIND	TOTAL
UNICEF	MINISTRY OF HEALTH	DEPARTMENT OF PUBLIC HEALTH	2305	UN Support to Health (Water, Sanitation & Hygiene)	9,533		9,533
UNICEF	MINISTRY OF HEALTH	SECRETARIAT	2302	UN Support to Health (MCH/Nutrition)	2,790		2,790
UNICEF	MINISTRY OF HEALTH	SECRETARIAT	2305	UN Support to Health (Water, Sanitation & Hygiene)	1,465		1,465
UNICEF	MINISTRY OF HEALTH	SECRETARIAT	2321	UN Support to Gender Equity and Equality	0,851		0,851
UNICEF	MINISTRY OF HOME & CULTURAL AFFAIRS	DEPARTMENT OF DISASTER MANAGEMENT	4667	National and Local Institutions and Individuals are better prepared and able to respond to and reduce cc induced & disaster risk	4,667		4,667
UNICEF	MINISTRY OF HOME & CULTURAL AFFAIRS	DEPARTMENT OF IMMIGRATION	2877	UN Support for Women's Empowerment and Gender Equality	0,028		0,028
UNICEF	MINISTRY OF HOME & CULTURAL AFFAIRS	ROYAL BHUTAN POLICE	2876	UN Support for Women's Empowerment and Gender Equality	0,832		0,832
UNICEF	MINISTRY OF LABOUR & HUMAN RESOURCES	DEPARTMENT OF LABOUR	2310	UNICEF-Child Protection and Women Empowerment	0,363		0,363
UNICEF	MINISTRY OF WORKS & HUMAN SETTLEMENT	SECRETARIAT	4065	WASH Programme	0,461		0,461
UNICEF	NATIONAL ASSEMBLY OF BHUTAN	SECRETARIAT	2647	UN Support for Parliamentary Democracy in Bhutan to NAB & NCB	3,300		3,300
UNICEF	NATIONAL COMMISSION FOR WOMEN & CHILDREN	SECRETARIAT	2310	UNICEF-Child Protection and Women Empowerment	1,523		1,523
UNICEF	NATIONAL COUNCIL OF BHUTAN	SECRETARIAT	2647	UN Support for Parliamentary Democracy in Bhutan to NAB & NCB	0,429		0,429
UNICEF	NATIONAL STATISTICS BUREAU	SECRETARIAT	2303	UN Support to result Based Planning and M&E for the MDGs and GNH	1,474		1,474
UNICEF	ROYAL EDUCATION COUNCIL	SECRETARIAT	2215	UNICEF-Quality Education	1,697		1,697
UNICEF	ROYAL UNIVERSITY OF BHUTAN	SECRETARIAT	2215	UNICEF-Quality Education	5,718		5,718
UNICEF	ROYAL UNIVERSITY OF BHUTAN	SECRETARIAT	2303	UN Support to result Based Planning and M&E for the MDGs and GNH	1,871		1,871
UNICEF Total					145,011	-	145,011

DONOR	ADMINISTRATIVE UNIT	SPENDING AGENCY / DEPARTMENT	FI CODE	PROJECT NAME	CASH	KIND	TOTAL
UNOD	BHUTAN NARCOTICS CONTROL AUTHORITY	SECRETARIAT	2190	UNODC ADHOC (RASH71)	0.067		0.067
UNOD Total					0.067	-	0.067
US	BHUTAN NATIONAL LEGAL INSTITUTE	NA	4034	Strengthening of Child Justice System in Bhutan	4.433		4.433
US	ELECTION COMMISSION OF BHUTAN	SECRETARIAT	4493	Promoting Child Protection and Child Rights through Strengthening Bhutan Children's Parliament through ECB	8.593		8.593
US	GROSS NATIONAL HAPPINESS COMMISSION	SECRETARIAT	4386	Responsive national governance and risk management & high level global conference towards childhood free of corporal punishment	0.216		0.216
US	MINISTRY OF EDUCATION	DEPARTMENT OF ADULT & HIGHER EDUCATION	4496	Support to Adolescent Non Formal Education Programs through the DYS, MoE	1.200		1.200
US	MINISTRY OF EDUCATION	DEPARTMENT OF SCHOOL EDUCATION	3019	Support to Increasing Access to Quality ECCD Program through the Department of School Education	3.664		3.664
US	MINISTRY OF EDUCATION	DEPARTMENT OF SCHOOL EDUCATION	4134	Crossing the Pass: ELM Scale Up in Bhutan	2.973		2.973
US	MINISTRY OF EDUCATION	DEPARTMENT OF SCHOOL EDUCATION	4496	Support to Adolescent Non Formal Education Programs through the DYS, MoE	0.327		0.327
US	MINISTRY OF EDUCATION	DEPARTMENT OF YOUTH & SPORTS	4496	Support to Adolescent Non Formal Education Programs through the DYS, MoE	3.037		3.037
US	MINISTRY OF EDUCATION	SECRETARIAT	3075	Support to the Bhutan Children's Book Initiative through the Department of Curriculum and Research Development, MoE	(0.194)		(0.194)
US	MINISTRY OF EDUCATION	SECRETARIAT	4134	Crossing the Pass: ELM Scale Up in Bhutan	3.321		3.321
US	MINISTRY OF FINANCE	DEPARTMENT OF PUBLIC ACCOUNTS	4583	Comprehensive Disaster Management Project for Bhutan-Risk Assessment & Disaster Management Process in Thimphu	0.461		0.461

DONOR	ADMINISTRATIVE UNIT	SPENDING AGENCY / DEPARTMENT	FI CODE	PROJECT NAME	CASH	KIND	TOTAL
US	MINISTRY OF HEALTH	DEPARTMENT OF PUBLIC HEALTH	4572	To conduct the pre-testing of C4CD Plus sessions for the 3-5 year old component	1,640		1,640
US	MINISTRY OF HEALTH	SECRETARIAT	4576	The Global Fund HIV Program	5,544		5,544
US	MINISTRY OF HOME & CULTURAL AFFAIRS	ROYAL BHUTAN POLICE	4034	Strengthening of Child Justice System in Bhutan	9,500		9,500
US	NATIONAL COMMISSION FOR WOMEN & CHILDREN	SECRETARIAT	4034	Strengthening of Child Justice System in Bhutan	2,503		2,503
US	NATIONAL COMMISSION FOR WOMEN & CHILDREN	SECRETARIAT	4575	Establishment of Woman and Child Toll-free Helpline	2,154		2,154
US	OFFICE OF THE ATTORNEY GENERAL	SECRETARIAT	4034	Strengthening of Child Justice System in Bhutan	2,200		2,200
US	ROYAL EDUCATION COUNCIL	SECRETARIAT	3075	Support to the Bhutan Children's Book Initiative through the Department of Curriculum and Research Development, MoE	0,918		0,918
US	ROYAL EDUCATION COUNCIL	SECRETARIAT	4589	Comprehensive Disaster Management Project for Bhutan-Initiating the integration of DRR in formal school curriculum	1,074		1,074
US Total					53,563	-	53,563
USF	BHUTAN INFORMATION COMMUNICATION MEDIA AUTHORITY	SECRETARIAT	2503	Universal Service Fund	108,532		108,532
USF Total					108,532	-	108,532
W/BANK	CENTRE FOR BHUTAN STUDIES AND GNH RESEARCH	SECRETARIAT	4553	Bhutan-Operational Decision-Making Toolkit	1,989		1,989
W/BANK	GROSS NATIONAL HAPPINESS COMMISSION	SECRETARIAT	4564	Preparation of Strategic Program for Climate Resilience	1,865		1,865
W/BANK	MINISTRY OF AGRICULTURE & FORESTS	DEPARTMENT OF AGRICULTURE	4069	REDD+ Readiness Preparation Proposal	20,152		20,152
W/BANK	MINISTRY OF AGRICULTURE & FORESTS	DEPARTMENT OF AGRICULTURE	4513	Hydromet Services and Disaster Resilience Regional Project	2,000		2,000

DONOR	ADMINISTRATIVE UNIT	SPENDING AGENCY / DEPARTMENT	FI CODE	PROJECT NAME	CASH	KIND	TOTAL
W/BANK	MINISTRY OF AGRICULTURE & FORESTS	DEPARTMENT OF FOREST AND PARK SERVICES	4069	REDD+ Readiness Preparation Proposal	42,418		42,418
W/BANK	MINISTRY OF ECONOMIC AFFAIRS	DEPARTMENT OF GEOLOGY AND MINES	2904	PHRD Grant for Improving Resilience to Seismic Risk	3,319		3,319
W/BANK	MINISTRY OF ECONOMIC AFFAIRS	DEPARTMENT OF HYDRO-MET SERVICES	4513	Hydromet Services and Disaster Resilience Regional Project	5,300		5,300
W/BANK	MINISTRY OF ECONOMIC AFFAIRS	DEPARTMENT OF TRADE	4124	Bhutan Regional Trade and Transport Studies (SARIP)	(0.027)		(0.027)
W/BANK	MINISTRY OF FINANCE	DEPARTMENT OF PUBLIC ACCOUNTS	2869	Strengthening Public Financial Management in Bhutan	5,610		5,610
W/BANK	MINISTRY OF FINANCE	DEPARTMENT OF PUBLIC ACCOUNTS	2920	Strengthening Intergovernmental Fiscal Systems & Capacity Building Project	7,140		7,140
W/BANK	MINISTRY OF FINANCE	DEPARTMENT OF PUBLIC ACCOUNTS	2985	Sustainable Financing for Biodiversity Conservation and Natural Resources Mgmt Project	45,150		45,150
W/BANK	MINISTRY OF FINANCE	SECRETARIAT	2869	Strengthening Public Financial Management in Bhutan	0,330		0,330
W/BANK	MINISTRY OF HOME & CULTURAL AFFAIRS	DEPARTMENT OF CULTURE	2904	PHRD Grant for Improving Resilience to Seismic Risk	4,445		4,445
W/BANK	MINISTRY OF HOME & CULTURAL AFFAIRS	DEPARTMENT OF DISASTER MANAGEMENT	2904	PHRD Grant for Improving Resilience to Seismic Risk	4,128		4,128
W/BANK	MINISTRY OF HOME & CULTURAL AFFAIRS	DEPARTMENT OF DISASTER MANAGEMENT	2904	PHRD Grant for Improving Resilience to Seismic Risk		1,334	1,334
W/BANK	MINISTRY OF HOME & CULTURAL AFFAIRS	DEPARTMENT OF DISASTER MANAGEMENT	4513	Hydromet Services and Disaster Resilience Regional Project	24,655		24,655
W/BANK	MINISTRY OF INFORMATION & COMMUNICATIONS	DEPARTMENT OF INFORMATION TECHNOLOGY & TELECOM	4002	CIRT & Policy and Regulatory Issues in the Telecom Sector	6,038		6,038
W/BANK	MINISTRY OF INFORMATION & COMMUNICATIONS	ROAD SAFETY & TRANSPORT AUTHORITY	4124	Bhutan Regional Trade and Transport Studies (SARIP)	0,351		0,351
W/BANK	MINISTRY OF WORKS & HUMAN SETTLEMENT	DEPARTMENT OF ENGINEERING SERVICES	2904	PHRD Grant for Improving Resilience to Seismic Risk	4,100		4,100

DONOR	ADMINISTRATIVE UNIT	SPENDING AGENCY / DEPARTMENT	FI CODE	PROJECT NAME	CASH	KIND	TOTAL
W/BANK	MINISTRY OF WORKS & HUMAN SETTLEMENT	SECRETARIAT	2904	PHRD Grant for Improving Resilience to Seismic Risk	7.824		7.824
W/BANK	NATIONAL STATISTICS BUREAU	SECRETARIAT	3079	Updating of National Statistics Development	0.001		0.001
W/BANK	NATIONAL STATISTICS BUREAU	SECRETARIAT	4566	BLSS Economic Census Project	14.999		14.999
W/BANK	ROYAL AUDIT AUTHORITY	SECRETARIAT	4123	Institutional Capacity Development of the Royal Audit Authority	11.000		11.000
W/BANK Total					212.785	1.334	214.119
WDF	MINISTRY OF HEALTH	DEPARTMENT OF PUBLIC HEALTH	1817	World Diabetes Foundation	(0.008)		(0.008)
WDF Total					(0.008)	-	(0.008)
WFP	MINISTRY OF AGRICULTURE & FORESTS	DEPARTMENT OF AGRICULTURE	2290	WFP-Quality Education	0.137		0.137
WFP	MINISTRY OF EDUCATION	DEPARTMENT OF SCHOOL EDUCATION	2290	WFP-Quality Education	1.458		1.458
WFP	MINISTRY OF FINANCE	DEPARTMENT OF PUBLIC ACCOUNTS	2290	WFP-Quality Education	7.165		7.165
WFP Total					8.760	-	8.760
WHO	DRUG REGULATORY AUTHORITY	SECRETARIAT	2980	Health Systems	0.773		0.773
WHO	KHESAR GYALPO UNIVERSITY OF MEDICAL SCIENCES OF BHUTAN	SECRETARIAT	2980	Health Systems	1.406		1.406
WHO	MINISTRY OF AGRICULTURE & FORESTS	BHUTAN AGRICULTURE & FOOD REGULATORY AUTHORITY	2981	Preparedness, Surveillance and Response	0.297		0.297
WHO	MINISTRY OF HEALTH	DEPARTMENT OF MEDICAL SERVICES	2978	Non Communicable Diseases	2.467		2.467
WHO	MINISTRY OF HEALTH	DEPARTMENT OF MEDICAL SERVICES	2979	Promoting Health Through The Life Course	(0.095)		(0.095)
WHO	MINISTRY OF HEALTH	DEPARTMENT OF MEDICAL SERVICES	2980	Health Systems	5.158		5.158

DONOR	ADMINISTRATIVE UNIT	SPENDING AGENCY / DEPARTMENT	FI CODE	PROJECT NAME	CASH	KIND	TOTAL
WHO	MINISTRY OF HEALTH	DEPARTMENT OF MEDICAL SERVICES	2981	Preparedness, Surveillance and Response	0.094		0.094
WHO	MINISTRY OF HEALTH	DEPARTMENT OF MEDICAL SUPPLY AND HEALTH INFRASTRUCTURE	2979	Promoting Health Through The Life Course	0.645		0.645
WHO	MINISTRY OF HEALTH	DEPARTMENT OF MEDICAL SUPPLY AND HEALTH INFRASTRUCTURE	2980	Health Systems	0.070		0.070
WHO	MINISTRY OF HEALTH	DEPARTMENT OF MEDICAL SUPPLY AND HEALTH INFRASTRUCTURE	2981	Preparedness, Surveillance and Response	1.278		1.278
WHO	MINISTRY OF HEALTH	DEPARTMENT OF PUBLIC HEALTH	2977	Communicable Diseases	20.497		20.497
WHO	MINISTRY OF HEALTH	DEPARTMENT OF PUBLIC HEALTH	2978	Non Communicable Diseases	7.977		7.977
WHO	MINISTRY OF HEALTH	DEPARTMENT OF PUBLIC HEALTH	2979	Promoting Health Through The Life Course	11.675		11.675
WHO	MINISTRY OF HEALTH	DEPARTMENT OF PUBLIC HEALTH	2980	Health Systems	4.176		4.176
WHO	MINISTRY OF HEALTH	DEPARTMENT OF PUBLIC HEALTH	2981	Preparedness, Surveillance and Response	2.789		2.789
WHO	MINISTRY OF HEALTH	DEPARTMENT OF TRADITIONAL MEDICINE SERVICES	2980	Health Systems	0.361		0.361
WHO	MINISTRY OF HEALTH	SECRETARIAT	2980	Health Systems	0.783		0.783
WHO	MINISTRY OF HEALTH	SECRETARIAT	2981	Preparedness, Surveillance and Response	10.758		10.758
WHO	MINISTRY OF HEALTH	SECRETARIAT	2979	Promoting Health Through The Life Course	0.294		0.294
WHO Total					71.403	-	71.403
WWF	CABINET SECRETARIAT	SECRETARIAT	4532	Bhutan for Life Initiative	0.588		0.588
WWF	MINISTRY OF AGRICULTURE & FORESTS	DEPARTMENT OF AGRICULTURE	4153	Human-wildlife management and improving food security in Bhutan	3.018		3.018

DONOR	ADMINISTRATIVE UNIT	SPENDING AGENCY / DEPARTMENT	FI CODE	PROJECT NAME	CASH	KIND	TOTAL
WWF	MINISTRY OF AGRICULTURE & FORESTS	DEPARTMENT OF FOREST AND PARK SERVICES	2803	Conservation of Northern Protected Area Complex in Bhutan-JDNP Component	0.176		0.176
WWF	MINISTRY OF AGRICULTURE & FORESTS	DEPARTMENT OF FOREST AND PARK SERVICES	3034	Sustaining Ecosystems for Livelihoods: Eco-Life	4.745		4.745
WWF	MINISTRY OF AGRICULTURE & FORESTS	DEPARTMENT OF FOREST AND PARK SERVICES	4056	Building Institutional Climate Analysis and Increasing Community Resilience to Climate Change	4.371		4.371
WWF	MINISTRY OF AGRICULTURE & FORESTS	DEPARTMENT OF FOREST AND PARK SERVICES	4057	SMART Patrolling and Protection Training in RMNP	(0.008)		(0.008)
WWF	MINISTRY OF AGRICULTURE & FORESTS	DEPARTMENT OF FOREST AND PARK SERVICES	4085	Integrated Watershed Management at Nikachhu and Kurichhu sub basin	11.391		11.391
WWF	MINISTRY OF AGRICULTURE & FORESTS	DEPARTMENT OF FOREST AND PARK SERVICES	4102	Conservation for maintaining viable biodiversity and ecological connectivity in B2C2 landscape	10.679		10.679
WWF	MINISTRY OF AGRICULTURE & FORESTS	DEPARTMENT OF FOREST AND PARK SERVICES	4121	Ensuring Tiger Protection Beyond Protected Areas	1.900		1.900
WWF	MINISTRY OF AGRICULTURE & FORESTS	DEPARTMENT OF FOREST AND PARK SERVICES	4133	Priority Conservation Actions in Bhutan's Protected Areas in the TRAMCA/INTERIM	1.174		1.174
WWF	MINISTRY OF AGRICULTURE & FORESTS	DEPARTMENT OF FOREST AND PARK SERVICES	4137	Capacity building to crack down tiger poaching and trade in Bhutan	1.165		1.165
WWF	MINISTRY OF AGRICULTURE & FORESTS	DEPARTMENT OF FOREST AND PARK SERVICES	4143	Conservation and Adaptation in Asia's High Mountain Landscapes and Communities/ INTERIM	5.149		5.149
WWF	MINISTRY OF AGRICULTURE & FORESTS	DEPARTMENT OF FOREST AND PARK SERVICES	4571	Securing wildlife habitat and ecological connectivity in Transboundary Manas Conservation Area (TraMCA) Second Phase	8.040		8.040
WWF	MINISTRY OF AGRICULTURE & FORESTS	DEPARTMENT OF FOREST AND PARK SERVICES	4582	Securing Species Conservation in SWS through promoting Community Stewardship and Reducing Human Wildlife Conflict	2.432		2.432
WWF	NATIONAL ENVIRONMENT COMMISSION	SECRETARIAT	4042	Bhutan Wild River - Declaration of a stretch of River as Protected	(0.389)		(0.389)
WWF	NATIONAL ENVIRONMENT COMMISSION	SECRETARIAT	4573	Support to NEC in Strengthening Integrated Water Management	1.566		1.566

DONOR	ADMINISTRATIVE UNIT	SPENDING AGENCY / DEPARTMENT	FI CODE	PROJECT NAME	CASH	KIND	TOTAL
WWF	TOURISM COUNCIL OF BHUTAN	SECRETARIAT	4152	Ecotourism Development in Manas, Southern Bhutan	1,824		1,824
				WWF Total	57,819	-	57,819
				GRAND TOTAL	12,539,520	447,233	12,986,753

Source: DPA, MoF

SCHEDULE 4: SCHEDULE OF INTERNATIONAL ASSISTANCE (LOANS) RECEIVED: BY DONOR DURING THE FISCAL 2016-17

Nu. in million

DONOR	ADMINISTRATIVE UNIT	SPENDING AGENCY / DEPARTMENT	FI CODE	PROJECT NAME	CASH	KIND	TOTAL
ADB	MINISTRY OF FINANCE	DEPARTMENT OF PUBLIC ACCOUNTS	4084	Strengthening Economic Management Program II (LOAN)	1,281.502	-	1,281.502
ADB	MINISTRY OF WORKS & HUMAN SETTLEMENT	DEPARTMENT OF ENGINEERING SERVICES	2791	Urban Infrastructure Project	-	64.317	64.317
ADB	MINISTRY OF WORKS & HUMAN SETTLEMENT	DEPARTMENT OF ROADS	1965	Road Network Project	37.384	-	37.384
ADB	MINISTRY OF WORKS & HUMAN SETTLEMENT	DEPARTMENT OF URBAN DEVELOPMENT & ENGINEERING SERVICES	2108	Urban Infrastructure Development Project	0.941	-	0.941
ADB	MINISTRY OF WORKS & HUMAN SETTLEMENT	DEPARTMENT OF URBAN DEVELOPMENT & ENGINEERING SERVICES	2791	Urban Infrastructure Project	51.044	-	51.044
ADB Total					1,370.871	64.317	1,435.188
IDA	MINISTRY OF AGRICULTURE & FORESTS	DEPARTMENT OF AGRICULTURE	2857	Remote Rural Communities Development Project	40.000	-	40.000
IDA	MINISTRY OF AGRICULTURE & FORESTS	DEPARTMENT OF FOREST AND PARK SERVICES	2734	Strengthening Regional Cooperation for Wildlife Protection in Asia Project	(0.256)	-	(0.256)
IDA	MINISTRY OF AGRICULTURE & FORESTS	DEPARTMENT OF FOREST AND PARK SERVICES	2857	Remote Rural Communities Development Project	50.000	-	50.000
IDA	MINISTRY OF FINANCE	DEPARTMENT OF PUBLIC ACCOUNTS	4565	"DPC II Fiscal Sustainability & Investment Climate (5923-BT)"	1,543.407	-	1,543.407
IDA	MINISTRY OF WORKS & HUMAN SETTLEMENT	DEPARTMENT OF URBAN DEVELOPMENT & ENGINEERING SERVICES	3018	Project Preparation Advance for Additional Financing of UDP II	65.669	-	65.669
IDA	MINISTRY OF WORKS & HUMAN SETTLEMENT	SECRETARIAT	3018	Project Preparation Advance for Additional Financing of UDP II	0.800	-	0.800
IDA Total					1,699.620	-	1,699.620
IFAD	DZONGKHAG ADMINISTRATION, LHJUNTSE	AGRICULTURE	4127	Commercial Agriculture & Resilient Livelihoods Enhancement Programme (CARLEP-LOAN)	3.811	-	3.811

DONOR	ADMINISTRATIVE UNIT	SPENDING AGENCY / DEPARTMENT	FI CODE	PROJECT NAME	CASH	KIND	TOTAL
IFAD	DZONGKHAG ADMINISTRATION, MONGAR	AGRICULTURE	4127	Commercial Agriculture & Resilient Livelihoods Enhancement Programme (CARLEP-LOAN)	6.203	-	6.203
IFAD	DZONGKHAG ADMINISTRATION, PEIMA GATSHEL	AGRICULTURE	4127	Commercial Agriculture & Resilient Livelihoods Enhancement Programme (CARLEP-LOAN)	10.063	-	10.063
IFAD	DZONGKHAG ADMINISTRATION, SAMDRUP JONGKHAR	AGRICULTURE	4127	Commercial Agriculture & Resilient Livelihoods Enhancement Programme (CARLEP-LOAN)	5.088	-	5.088
IFAD	DZONGKHAG ADMINISTRATION, TRASHI YANGTSE	AGRICULTURE	4127	Commercial Agriculture & Resilient Livelihoods Enhancement Programme (CARLEP-LOAN)	(4.640)	-	(4.640)
IFAD	DZONGKHAG ADMINISTRATION, TRASHIGANG	AGRICULTURE	4127	Commercial Agriculture & Resilient Livelihoods Enhancement Programme (CARLEP-LOAN)	4.984	-	4.984
IFAD	MINISTRY OF AGRICULTURE & FORESTS	DEPARTMENT OF AGRICULTURE	4127	Commercial Agriculture & Resilient Livelihoods Enhancement Programme (CARLEP-LOAN)	18.850	-	18.850
IFAD Total					44.359	-	44.359
JICA	MINISTRY OF FINANCE	DEPARTMENT OF PUBLIC ACCOUNTS	2688	Rural Electrification Project(Phase II)	-	6.298	6.298
JICA Total					-	6.298	6.298
W/BANK	MINISTRY OF WORKS & HUMAN SETTLEMENT	DEPARTMENT OF URBAN DEVELOPMENT & ENGINEERING SERVICES	2634	Urban Development Project	42.196	-	42.196
W/BANK Total					42.196	-	42.196
GRAND TOTAL					3,157.046	70.616	3,227.662

Source: DPA, MoF

SCHEDULE 5: EXPENDITURE SUMMARY BY IMF FUNCTIONAL CLASSIFICATION FOR THE FY 2016-17

Amount in Million

IMF Code	AU	AU ABBR.	PR	NAME	EXPENDITURE			FINANCING			TOTAL	
					CURRENT	CAPITAL	LENDING REPAY	TOTAL	RGOB	EXTERNAL		
										GRANT		LOAN
01.1				Exec/Legis Organs, Fin/External Affairs								
	101.01	HMS	001	HIS MAJESTY'S SECRETARIAT SERVICES	33.474	1.173		34.647	34.647			34.647
	102.01	HMS	001	HIS MAJESTY'S SECRETARIAT SERVICES	23.194	0.100		23.294	23.294			23.294
	103.01	NAB	002	NATIONAL ASSEMBLY SERVICES	111.984	6.143		118.127	114.827	3.300		118.127
	104.01	NCB	003	NATIONAL COUNCIL SERVICES	83.820	10.677		94.496	94.066	0.430		94.496
	107.01	RCSC	008	RCSC SECRETARIAT SERVICES	67.767	252.399		320.166	138.322	181.844		320.166
	108.01	ACC	018	ANTI-CORRUPTION SERVICES	72.488	58.107		130.596	95.116	35.480		130.596
	109.01	ECB	019	NATIONAL ELECTION SERVICES	243.413	15.663		259.076	247.898	11.178		259.076
	110.01	RAA	007	ROYAL AUDIT SERVICES	154.787	101.237		256.024	185.345	70.679		256.024
	111.01	CS	013	CABINET SECRETARIAT SERVICES	60.713	39.374		100.087	66.682	33.405		100.087
	113.01	BOC	009	OLYMPIC SERVICES	32.035	131.726		163.761	36.158	127.603		163.761
	115.01	NLC	023	NATIONAL LAND SERVICES	112.323	27.117		139.440	139.440			139.440
	115.01	NLC	062	SURVEY & LAND RECORD SERVICES	36.911	20.397		57.309	57.309			57.309
	117.01	GNHC	006	NATIONAL PLANNING SERVICES	37.526	73.933		111.459	36.509	74.950		111.459
	117.01	GNHC	081	SDS PROJECT MANAGEMENT SERVICES		5.956		5.956		5.956		5.956
	121.01	NSB	017	NATIONAL STATISTICAL SERVICES	218.139	3.328		221.468	199.661	21.806		221.468
	127.01	NCWC	027	WOMEN & CHILDREN COMMISSION SERVICES	14.310	26.808		41.118	17.597	23.522		41.118
	131.01	BSB	068	STANDARD & QUALITY CONTROL SERVICES	27.616	4.926		32.541	32.541			32.541
	201.01	MHCA	031	CIVIL REGISTRATION & CENSUS SERVICES	23.379	40.812		64.190	64.190			64.190
	201.01	MHCA	032	IMMIGRATION SERVICE	88.090	13.517		101.608	101.580	0.027		101.608
	201.01	MHCA	035	DISASTER MANAGEMENT SERVICES	17.915	57.425		75.340	30.401	44.939		75.340
	202.01	MOF	036	FINANCIAL POLICY DIRECTION SERVICES	542.805	410.709		953.514	942.267	11.248		953.514
	202.01	MOF	037	REVENUE & CUSTOM SERVICES	295.495	115.165		410.660	328.962	81.698		410.660

IMF Code	AU	AU ABBR.	PR	NAME	EXPENDITURE				FINANCING			TOTAL
					CURRENT	CAPITAL	LENDING REPAY	TOTAL	RGOB	EXTERNAL		
										GRANT	LOAN	
	202.01	MOF	038	NATIONAL PROPERTY SERVICES	134.465	48.742		183.207	183.207			183.207
	202.01	MOF	039	NATIONAL BUDGET SERVICES	15.386	13.274		28.660	20.613	8.047		28.660
	202.01	MOF	040	PUBLIC ACCOUNTS SERVICES	3,678.077	2,039.484	2,745.451	8,523.012	7,625.886	890.828	6,298	8,523.012
	401.01	C/lha	028	MANAGEMENT & DIRECTION SERVICES	58.277	20.477		78.754	75.241	3.512		78.754
	401.01	C/lha	031	CIVIL REGISTRATION & CENSUS SERVICES	1.929			1.929	1.929			1.929
	401.02	GWG:SPS	028	MANAGEMENT & DIRECTION SERVICES	1.013	0.552		1.565	1.565			1.565
	401.03	GWG:BOG	028	MANAGEMENT & DIRECTION SERVICES	1.211	0.200		1.411	1.411			1.411
	401.04	GWG:CHG	028	MANAGEMENT & DIRECTION SERVICES	1.139	2.964		4.103	1.289	2.814		4.103
	401.05	GWG:DAG	028	MANAGEMENT & DIRECTION SERVICES	1.087	0.250		1.337	1.337			1.337
	401.06	GWG:GTG	028	MANAGEMENT & DIRECTION SERVICES	1.054	0.974		2.028	2.028			2.028
	401.07	GWG:LKG	028	MANAGEMENT & DIRECTION SERVICES	1.182	0.110		1.292	1.292			1.292
	401.08	GWG:DUG	028	MANAGEMENT & DIRECTION SERVICES	0.909	1.047		1.956	1.956			1.956
	401.09	GWG:GLG	028	MANAGEMENT & DIRECTION SERVICES	0.958	0.670		1.627	1.627			1.627
	401.10	GWG:LGG	028	MANAGEMENT & DIRECTION SERVICES	1.009			1.009	1.009			1.009
	401.11	GWG:MKG	028	MANAGEMENT & DIRECTION SERVICES	1.057	0.697		1.754	1.754			1.754
	401.12	GWG:PLG	028	MANAGEMENT & DIRECTION SERVICES	1.086	0.498		1.583	1.583			1.583
	402.01	Haa	028	MANAGEMENT & DIRECTION SERVICES	32.214	67.617		99.831	97.974	1.857		99.831
	402.01	Haa	031	CIVIL REGISTRATION & CENSUS SERVICES	1.164	0.278		1.441	1.441			1.441
	402.01	Haa	062	SURVEY & LAND RECORD SERVICES	2.353	0.616		2.969	2.969			2.969
	402.02	GWG:BJE	028	MANAGEMENT & DIRECTION SERVICES	1.120	1.896		3.016	1.748	1.268		3.016
	402.03	GWG:KSH	028	MANAGEMENT & DIRECTION SERVICES	1.126	0.620		1.746	1.746			1.746
	402.04	GWG:SBY	028	MANAGEMENT & DIRECTION SERVICES	1.069	1.609		2.678	2.678			2.678
	402.05	GWG:SAM	028	MANAGEMENT & DIRECTION SERVICES	1.122	2.001		3.123	3.123			3.123
	402.06	GWG:USE	028	MANAGEMENT & DIRECTION SERVICES	1.005	1.500		2.505	1.705	0.800		2.505
	402.07	GWG:GYG	028	MANAGEMENT & DIRECTION SERVICES	1.055	1.827		2.882	2.882			2.882
	403.01	Paro	028	MANAGEMENT & DIRECTION SERVICES	50.260	16.308		66.569	63.870	2.699		66.569

IMF Code	AU	AU ABBR.	PR	NAME	EXPENDITURE				FINANCING			TOTAL
					CURRENT	CAPITAL	LENDING REPAY	TOTAL	RGOB	EXTERNAL		
										GRANT	LOAN	
403.01	P/aro		031	CIVIL REGISTRATION & CENSUS SERVICES	1.648			1.648	1.648			1.648
403.01	P/aro		062	SURVEY & LAND RECORD SERVICES	4.153	0.470		4.623	4.623			4.623
403.02	GWG:DOB		028	MANAGEMENT & DIRECTION SERVICES	1.189	1.500		2.689	2.689			2.689
403.03	GWG:DOG		028	MANAGEMENT & DIRECTION SERVICES	1.157	0.600		1.757	1.757			1.757
403.04	GWG:DOT		028	MANAGEMENT & DIRECTION SERVICES	1.155	0.811		1.965	1.965			1.965
403.05	GWG:HOR		028	MANAGEMENT & DIRECTION SERVICES	1.028	1.146		2.174	2.174			2.174
403.06	GWG:LAN		028	MANAGEMENT & DIRECTION SERVICES	1.101	0.879		1.979	1.979			1.979
403.07	GWG:LUN		028	MANAGEMENT & DIRECTION SERVICES	0.933	0.124		1.056	1.056			1.056
403.08	GWG:NAJ		028	MANAGEMENT & DIRECTION SERVICES	1.105	3.161		4.266	4.266			4.266
403.09	GWG:SHA		028	MANAGEMENT & DIRECTION SERVICES	1.187	0.262		1.449	1.449			1.449
403.10	GWG:TSE		028	MANAGEMENT & DIRECTION SERVICES	1.007	1.300		2.306	2.306			2.306
403.11	GWG:WAN		028	MANAGEMENT & DIRECTION SERVICES	1.170	0.050		1.220	1.220			1.220
404.01	S/lse		028	MANAGEMENT & DIRECTION SERVICES	63.562	27.655		91.217	88.278	2.939		91.217
404.01	S/lse		031	CIVIL REGISTRATION & CENSUS SERVICES	2.386	0.226		2.612	2.612			2.612
404.01	S/lse		062	SURVEY & LAND RECORD SERVICES	12.829	0.865		13.694	13.694			13.694
404.02	GWG:BARA		028	MANAGEMENT & DIRECTION SERVICES	1.008	1.911		2.920	2.920			2.920
404.03	GWG:BIRU		028	MANAGEMENT & DIRECTION SERVICES	1.212	0.937		2.150	2.150			2.150
404.04	GWG:CHAR		028	MANAGEMENT & DIRECTION SERVICES	1.050	1.420		2.470	2.470			2.470
404.05	GWG:CHEN		028	MANAGEMENT & DIRECTION SERVICES	1.097	4.200		5.298	5.298			5.298
404.06	GWG:DEN		028	MANAGEMENT & DIRECTION SERVICES	1.179	3.230		4.409	4.409			4.409
404.07	GWG:DOR		028	MANAGEMENT & DIRECTION SERVICES	1.265			1.265	1.265			1.265
404.08	GWG:DUM		028	MANAGEMENT & DIRECTION SERVICES	1.016	1.229		2.245	2.245			2.245
404.09	GWG:GHU		028	MANAGEMENT & DIRECTION SERVICES	0.979	0.584		1.563	1.563			1.563
404.10	GWG:LHA		028	MANAGEMENT & DIRECTION SERVICES	1.161			1.161	1.161			1.161
404.11	GWG:TEN		028	MANAGEMENT & DIRECTION SERVICES	1.112	0.038		1.150	1.150			1.150
404.12	GWG:NAINI		028	MANAGEMENT & DIRECTION SERVICES	1.004	0.535		1.540	1.540			1.540

IMF Code	AU	AU ABBR.	PR	NAME	EXPENDITURE				FINANCING			TOTAL
					CURRENT	CAPITAL	LENDING REPAY	TOTAL	RGOB	EXTERNAL		
										GRANT	LOAN	
	404.13	GWG:PUG	028	MANAGEMENT & DIRECTION SERVICES	1.044	1.034		2.079	2.079			2.079
	404.14	GWG:SAM	028	MANAGEMENT & DIRECTION SERVICES	1.048	0.435		1.483	1.483			1.483
	404.15	GWG:SIP	028	MANAGEMENT & DIRECTION SERVICES	1.192	1.978		3.170	3.170			3.170
	404.16	GWG:TAD	028	MANAGEMENT & DIRECTION SERVICES	1.043	0.030		1.073	1.073			1.073
	405.01	T/rang	028	MANAGEMENT & DIRECTION SERVICES	39.402	16.389		55.791	53.575	2.216	2.216	55.791
	405.01	T/rang	031	CIVIL REGISTRATION & CENSUS SERVICES	1.722			1.722	1.722			1.722
	405.01	T/rang	062	SURVEY & LAND RECORD SERVICES	3.403	0.980		4.384	4.384			4.384
	405.02	GWG:BEG	028	MANAGEMENT & DIRECTION SERVICES	1.109	0.905		2.014	2.014			2.014
	405.03	GWG:DUG	028	MANAGEMENT & DIRECTION SERVICES	1.115	0.285		1.400	1.400			1.400
	405.04	GWG:BAG	028	MANAGEMENT & DIRECTION SERVICES	0.928	1.429		2.357	2.357			2.357
	405.05	GWG:GOG	028	MANAGEMENT & DIRECTION SERVICES	0.965	0.658		1.623	1.623			1.623
	405.06	GWG:RAG	028	MANAGEMENT & DIRECTION SERVICES	1.031	0.328		1.359	1.359			1.359
	405.07	GWG:KIG	028	MANAGEMENT & DIRECTION SERVICES	1.002	0.394		1.395	1.395			1.395
	405.08	GWG:MEG	028	MANAGEMENT & DIRECTION SERVICES	1.077	2.939		4.015	4.015			4.015
	405.09	GWG:PAT	028	MANAGEMENT & DIRECTION SERVICES	1.096	1.247		2.343	2.343			2.343
	405.10	GWG:PGC	028	MANAGEMENT & DIRECTION SERVICES	1.181			1.181	1.181			1.181
	405.11	GWG:SHG	028	MANAGEMENT & DIRECTION SERVICES	0.923	0.099		1.022	1.022			1.022
	405.12	GWG:TSG	028	MANAGEMENT & DIRECTION SERVICES	1.111	0.144		1.256	1.256			1.256
	405.13	GWG:TGR	028	MANAGEMENT & DIRECTION SERVICES	0.974			0.974	0.974			0.974
	406.01	Dagana	028	MANAGEMENT & DIRECTION SERVICES	43.653	48.734		92.387	88.345	4.043	4.043	92.387
	406.01	Dagana	031	CIVIL REGISTRATION & CENSUS SERVICES	1.155			1.155	1.155			1.155
	406.01	Dagana	062	SURVEY & LAND RECORD SERVICES	2.861			2.861	2.861			2.861
	406.02	GWG:DOR	028	MANAGEMENT & DIRECTION SERVICES	1.308	0.725		2.033	2.033			2.033
	406.03	GWG:DRU	028	MANAGEMENT & DIRECTION SERVICES	1.298	2.177		3.475	3.475			3.475
	406.04	GWG:GESAR	028	MANAGEMENT & DIRECTION SERVICES	1.308	0.300		1.608	1.608			1.608
	406.05	GWG:GOSH	028	MANAGEMENT & DIRECTION SERVICES	1.288	0.700		1.988	1.988			1.988

IMF Code	AU	AU ABBR.	PR	NAME	EXPENDITURE				FINANCING					
					CURRENT	CAPITAL	LENDING REPAY	TOTAL	RGOB	EXTERNAL		TOTAL		
										GRANT	LOAN		TOTAL	
406.06	GWG:KANA	028	MANAGEMENT & DIRECTION SERVICES	0.955	0.085		1.041	1.041			1.041			1.041
406.07	GWG:KHEBI	028	MANAGEMENT & DIRECTION SERVICES	0.950	0.036		0.987	0.987			0.987			0.987
406.08	GWG:LAJA	028	MANAGEMENT & DIRECTION SERVICES	1.262	0.200		1.462	1.462			1.462			1.462
406.09	GWG:TIDING	028	MANAGEMENT & DIRECTION SERVICES	1.308	0.400		1.708	1.708			1.708			1.708
406.10	GWG:TIGANG	028	MANAGEMENT & DIRECTION SERVICES	1.308	0.590		1.898	1.898			1.898			1.898
406.11	GWG:TIKHA	028	MANAGEMENT & DIRECTION SERVICES	1.298	0.600		1.898	1.898			1.898			1.898
406.12	GWG:TEZA	028	MANAGEMENT & DIRECTION SERVICES	1.090			1.090	1.090			1.090			1.090
406.13	GWG:DEO	028	MANAGEMENT & DIRECTION SERVICES	1.137	0.599		1.736	1.736			1.736			1.736
406.14	GWG:LKHA	028	MANAGEMENT & DIRECTION SERVICES	1.095	0.814		1.909	1.909			1.909			1.909
406.15	GWG:NICHU	028	MANAGEMENT & DIRECTION SERVICES	0.946	0.715		1.661	0.946	0.715		0.715			1.661
407.01	P/kha	028	MANAGEMENT & DIRECTION SERVICES	56.226	37.700		93.926	89.791	4.135		4.135			93.926
407.01	P/kha	031	CIVIL REGISTRATION & CENSUS SERVICES	1.234			1.234	1.234						1.234
407.01	P/kha	062	SURVEY & LAND RECORD SERVICES	3.138			3.138	3.138						3.138
407.02	GWG:CHHU	028	MANAGEMENT & DIRECTION SERVICES	1.134	0.930		2.064	2.064			2.064			2.064
407.03	GWG:GOEN	028	MANAGEMENT & DIRECTION SERVICES	1.042	0.199		1.241	1.241			1.241			1.241
407.04	GWG:GUMA	028	MANAGEMENT & DIRECTION SERVICES	1.019	0.385		1.404	1.404			1.404			1.404
407.05	GWG:KAB	028	MANAGEMENT & DIRECTION SERVICES	1.032	0.200		1.231	1.231			1.231			1.231
407.06	GWG:LING	028	MANAGEMENT & DIRECTION SERVICES	1.113	0.658		1.770	1.770			1.770			1.770
407.07	GWG:SHE	028	MANAGEMENT & DIRECTION SERVICES	1.163	0.214		1.377	1.377			1.377			1.377
407.08	GWG:TALO	028	MANAGEMENT & DIRECTION SERVICES	0.960	0.059		1.019	1.019			1.019			1.019
407.09	GWG:TEO	028	MANAGEMENT & DIRECTION SERVICES	0.968	0.795		1.763	1.763			1.763			1.763
407.10	GWG:ZOMI	028	MANAGEMENT & DIRECTION SERVICES	1.022	0.090		1.112	1.112			1.112			1.112
407.11	GWG:BAAP	028	MANAGEMENT & DIRECTION SERVICES	1.012	1.338		2.350	2.350			2.350			2.350
407.12	GWG:TOEP	028	MANAGEMENT & DIRECTION SERVICES	1.160	0.354		1.514	1.514			1.514			1.514
408.01	W/du	028	MANAGEMENT & DIRECTION SERVICES	48.051	16.588		64.638	60.048	4.590		4.590			64.638
408.01	W/du	031	CIVIL REGISTRATION & CENSUS SERVICES	1.459			1.459	1.459						1.459

IMF Code	AU	AU ABBR.	PR	NAME	EXPENDITURE				FINANCING			TOTAL
					CURRENT	CAPITAL	LENDING REPAY	TOTAL	RGOB	GRANT	EXTERNAL LOAN	
	408.01	W/duie	062	SURVEY & LAND RECORD SERVICES	4.070	0.249		4.319	4.319			4.319
	408.02	GWG:BJE	028	MANAGEMENT & DIRECTION SERVICES	1.147	1.000		2.147	2.147			2.147
	408.03	GWG:DAN	028	MANAGEMENT & DIRECTION SERVICES	0.858	0.348		1.206	1.206			1.206
	408.04	GWG:DAGA	028	MANAGEMENT & DIRECTION SERVICES	1.162	1.307		2.469	2.469			2.469
	408.05	GWG:GANG	028	MANAGEMENT & DIRECTION SERVICES	1.139	0.064		1.202	1.139	0.064	0.064	1.202
	408.06	GWG:GASEG	028	MANAGEMENT & DIRECTION SERVICES	1.144	0.020		1.164	1.164			1.164
	408.07	GWG:GASEW	028	MANAGEMENT & DIRECTION SERVICES	1.028	0.299		1.327	1.327			1.327
	408.08	GWG:KAZHI	028	MANAGEMENT & DIRECTION SERVICES	0.975	0.600		1.575	1.575			1.575
	408.09	GWG:NAHI	028	MANAGEMENT & DIRECTION SERVICES	1.163	0.988		2.151	1.461	0.690	0.690	2.151
	408.10	GWG:NYISHO	028	MANAGEMENT & DIRECTION SERVICES	1.242	0.429		1.671	1.671			1.671
	408.11	GWG:PHANG	028	MANAGEMENT & DIRECTION SERVICES	1.178	0.654		1.832	1.832			1.832
	408.12	GWG:PHOBI	028	MANAGEMENT & DIRECTION SERVICES	1.142			1.142	1.142			1.142
	408.13	GWG:RUPE	028	MANAGEMENT & DIRECTION SERVICES	1.228	0.336		1.564	1.564			1.564
	408.14	GWG:SEPHU	028	MANAGEMENT & DIRECTION SERVICES	1.025	1.422		2.446	2.446			2.446
	408.15	GWG:ATHANG	028	MANAGEMENT & DIRECTION SERVICES	1.158	0.437		1.596	1.596			1.596
	408.16	GWG:THEDT	028	MANAGEMENT & DIRECTION SERVICES	1.178	0.395		1.573	1.573			1.573
	409.01	B/thang	028	MANAGEMENT & DIRECTION SERVICES	35.963	18.429		54.392	51.273	3.119	3.119	54.392
	409.01	B/thang	031	CIVIL REGISTRATION & CENSUS SERVICES	0.950			0.950	0.950			0.950
	409.01	B/thang	062	SURVEY & LAND RECORD SERVICES	2.697			2.697	2.697			2.697
	409.02	GWG:CHHOEK	028	MANAGEMENT & DIRECTION SERVICES	1.297	3.860		5.157	5.157			5.157
	409.03	GWG:CHHUME	028	MANAGEMENT & DIRECTION SERVICES	1.337	0.660		1.997	1.997			1.997
	409.04	GWG:TANG	028	MANAGEMENT & DIRECTION SERVICES	1.300	0.760		2.059	2.059			2.059
	409.05	GWG:URA	028	MANAGEMENT & DIRECTION SERVICES	1.294	0.400		1.694	1.694			1.694
	410.01	S/pang	028	MANAGEMENT & DIRECTION SERVICES	47.737	20.931		68.668	64.023	4.645	4.645	68.668
	410.01	S/pang	031	CIVIL REGISTRATION & CENSUS SERVICES	1.896			1.896	1.896			1.896
	410.01	S/pang	062	SURVEY & LAND RECORD SERVICES	3.571	0.616		4.187	4.187			4.187

IMF Code	AU	AU ABBR.	PR	NAME	EXPENDITURE				FINANCING				
					CURRENT	CAPITAL	LENDING REPAY	TOTAL	RGOB	EXTERNAL		TOTAL	
										GRANT	LOAN		
	410.02	GWG-SAMT	028	MANAGEMENT & DIRECTION SERVICES	1.095	0.131		1.226	1.226				1.226
	410.03	GWG-CHUJ	028	MANAGEMENT & DIRECTION SERVICES	0.998	1.015		2.013	2.013				2.013
	410.04	GWG-DG	028	MANAGEMENT & DIRECTION SERVICES	1.147	0.700		1.847	1.847				1.847
	410.05	GWG-CHU	028	MANAGEMENT & DIRECTION SERVICES	1.063	0.629		1.692	1.692				1.692
	410.06	GWG-TTHANG	028	MANAGEMENT & DIRECTION SERVICES	1.076	0.150		1.225	1.225				1.225
	410.07	GWG-GELE	028	MANAGEMENT & DIRECTION SERVICES	1.267	3.614		4.881	4.881				4.881
	410.08	GWG-GL	028	MANAGEMENT & DIRECTION SERVICES	1.110	3.366		4.476	4.476				4.476
	410.09	GWG-JIG	028	MANAGEMENT & DIRECTION SERVICES	1.228			1.228	1.228				1.228
	410.10	GWG-UML	028	MANAGEMENT & DIRECTION SERVICES	1.193	0.450		1.643	1.643				1.643
	410.11	GWG-SINGHI	028	MANAGEMENT & DIRECTION SERVICES	1.126			1.126	1.126				1.126
	410.12	GWG-SAR	028	MANAGEMENT & DIRECTION SERVICES	1.100	0.437		1.537	1.537				1.537
	410.13	GWG-SERZ	028	MANAGEMENT & DIRECTION SERVICES	1.129	0.700		1.829	1.829				1.829
	411.01	Z/gang	028	MANAGEMENT & DIRECTION SERVICES	35.989	8.978		44.967	42.454	2.513		2.513	44.967
	411.01	Z/gang	031	CIVIL REGISTRATION & CENSUS SERVICES	1.366	1.253		2.619	2.619				2.619
	411.01	Z/gang	062	SURVEY & LAND RECORD SERVICES	3.903			3.903	3.903				3.903
	411.02	GWG-BARDO	028	MANAGEMENT & DIRECTION SERVICES	1.166	1.295		2.461	2.396	0.065		0.065	2.461
	411.03	GWG-BUOKA	028	MANAGEMENT & DIRECTION SERVICES	1.229			1.229	1.229				1.229
	411.04	GWG-NANG	028	MANAGEMENT & DIRECTION SERVICES	1.090	1.238		2.328	2.328				2.328
	411.05	GWG-NGANG	028	MANAGEMENT & DIRECTION SERVICES	1.123	0.100		1.223	1.223				1.223
	411.06	GWG-PHANG	028	MANAGEMENT & DIRECTION SERVICES	1.137	0.350		1.487	1.487				1.487
	411.07	GWG-SIKHAR	028	MANAGEMENT & DIRECTION SERVICES	1.186	0.430		1.616	1.616				1.616
	411.08	GWG-TRONG	028	MANAGEMENT & DIRECTION SERVICES	1.133	1.088		2.220	2.220				2.220
	411.09	GWG-GSHIN	028	MANAGEMENT & DIRECTION SERVICES	0.993	1.150		2.143	2.143				2.143
	412.01	T/gsa	028	MANAGEMENT & DIRECTION SERVICES	39.543	47.710		87.253	65.035	22.218		22.218	87.253
	412.01	T/gsa	031	CIVIL REGISTRATION & CENSUS SERVICES	0.845			0.845	0.845				0.845
	412.01	T/gsa	062	SURVEY & LAND RECORD SERVICES	2.968	0.040		3.009	3.009				3.009

IMF Code	AU	AU ABBR.	PR	NAME	EXPENDITURE				FINANCING			TOTAL
					CURRENT	CAPITAL	LENDING REPAY	TOTAL	RGOB	EXTERNAL		
										GRANT	LOAN	
	412.02	GWG-DTG	028	MANAGEMENT & DIRECTION SERVICES	1.188	0.876		2.064	2.064			2.064
	412.03	GWG-KPU	028	MANAGEMENT & DIRECTION SERVICES	1.074	0.250		1.324	1.324			1.324
	412.04	GWG-LGL	028	MANAGEMENT & DIRECTION SERVICES	1.102	0.898		2.000	2.000			2.000
	412.05	GWG-NUBI	028	MANAGEMENT & DIRECTION SERVICES	0.986	0.299		1.285	1.285			1.285
	412.06	GWG-TGI	028	MANAGEMENT & DIRECTION SERVICES	1.169	0.549		1.718	1.718			1.718
	413.01	L/ise	028	MANAGEMENT & DIRECTION SERVICES	34.438	11.001		45.439	42.306	3.134		45.439
	413.01	L/ise	031	CIVIL REGISTRATION & CENSUS SERVICES	1.094			1.094	1.094			1.094
	413.01	L/ise	062	SURVEY & LAND RECORD SERVICES	2.243			2.243	2.243			2.243
	413.02	GWG-GANG	028	MANAGEMENT & DIRECTION SERVICES	1.026	0.445		1.470	1.470			1.470
	413.03	GWG-JAREY	028	MANAGEMENT & DIRECTION SERVICES	1.109			1.109	1.109			1.109
	413.04	GWG-KHO	028	MANAGEMENT & DIRECTION SERVICES	1.160	0.099		1.259	1.259			1.259
	413.05	GWG-KUR-GA	028	MANAGEMENT & DIRECTION SERVICES	1.164	0.261		1.425	1.425			1.425
	413.06	GWG-MINJAY	028	MANAGEMENT & DIRECTION SERVICES	1.023	2.520		3.543	1.443	2.100	2.100	3.543
	413.07	GWG-MINBI	028	MANAGEMENT & DIRECTION SERVICES	1.128	0.100		1.228	1.228			1.228
	413.08	GWG-METSHO	028	MANAGEMENT & DIRECTION SERVICES	1.122	1.356		2.478	2.478			2.478
	413.09	GWG-TGA	028	MANAGEMENT & DIRECTION SERVICES	1.073	0.098		1.171	1.171			1.171
	414.01	M/gar	028	MANAGEMENT & DIRECTION SERVICES	67.371	15.075		82.446	76.396	6.050		82.446
	414.01	M/gar	031	CIVIL REGISTRATION & CENSUS SERVICES	1.689			1.689	1.689			1.689
	414.01	M/gar	062	SURVEY & LAND RECORD SERVICES	2.669	0.300		2.969	2.969			2.969
	414.02	GWG-BALAM	028	MANAGEMENT & DIRECTION SERVICES	1.314	0.600		1.914	1.914			1.914
	414.03	GWG-CHALI	028	MANAGEMENT & DIRECTION SERVICES	1.160	0.993		2.153	2.153			2.153
	414.04	GWG-CHAS	028	MANAGEMENT & DIRECTION SERVICES	1.298	1.309		2.607	2.513	0.094	0.094	2.607
	414.05	GWG-DTSE	028	MANAGEMENT & DIRECTION SERVICES	1.278	1.321		2.599	2.599			2.599
	414.06	GWG-DIPONG	028	MANAGEMENT & DIRECTION SERVICES	1.215	0.485		1.700	1.700			1.700
	414.07	GWG-GONG	028	MANAGEMENT & DIRECTION SERVICES	1.291	0.300		1.591	1.591			1.591
	414.08	GWG-JUR	028	MANAGEMENT & DIRECTION SERVICES	1.213			1.213	1.213			1.213

IMF Code	AU	AU ABBR.	PR	NAME	EXPENDITURE				FINANCING			TOTAL
					CURRENT	CAPITAL	LENDING REPAY	TOTAL	RGOB	EXTERNAL		
										GRANT	LOAN	
	414.09	GWG:K/KHAR	028	MANAGEMENT & DIRECTION SERVICES	1.386	0.100		1.486	1.486			1.486
	414.10	GWG:MONGGA	028	MANAGEMENT & DIRECTION SERVICES	1.379			1.379	1.379			1.379
	414.11	GWG:NGAT	028	MANAGEMENT & DIRECTION SERVICES	1.270	1.348		2.617	2.617			2.617
	414.12	GWG:SALENG	028	MANAGEMENT & DIRECTION SERVICES	1.366	1.043		2.409	2.166	0.243		2.409
	414.13	GWG:SHER	028	MANAGEMENT & DIRECTION SERVICES	1.262	2.399		3.661	1.862	1.799		3.661
	414.14	GWG:SILAM	028	MANAGEMENT & DIRECTION SERVICES	1.252	0.370		1.622	1.622			1.622
	414.15	GWG:TRONG	028	MANAGEMENT & DIRECTION SERVICES	1.112	2.150		3.262	3.262			3.262
	414.16	GWG:TILING	028	MANAGEMENT & DIRECTION SERVICES	1.199	0.579		1.778	1.778			1.778
	414.17	GWG:TIMANG	028	MANAGEMENT & DIRECTION SERVICES	1.296	0.330		1.626	1.626			1.626
	414.18	GWG:NARANG	028	MANAGEMENT & DIRECTION SERVICES	1.286	0.311		1.597	1.597			1.597
	415.01	P/Gaishel	028	MANAGEMENT & DIRECTION SERVICES	43.401	12.412		55.812	51.826	3.987		55.812
	415.01	P/Gaishel	031	CIVIL REGISTRATION & CENSUS SERVICES	2.106			2.106	2.106			2.106
	415.01	P/Gaishel	062	SURVEY & LAND RECORD SERVICES	2.632	12.364		14.996	14.996			14.996
	415.02	GWG:CHONG	028	MANAGEMENT & DIRECTION SERVICES	1.299	0.200		1.499	1.499			1.499
	415.03	GWG:CHHIM	028	MANAGEMENT & DIRECTION SERVICES	1.296	1.230		2.526	2.526			2.526
	415.04	GWG:DUNG	028	MANAGEMENT & DIRECTION SERVICES	1.299			1.299	1.299			1.299
	415.05	GWG:KHAR	028	MANAGEMENT & DIRECTION SERVICES	1.299	0.300		1.599	1.599			1.599
	415.06	GWG:SHUMER	028	MANAGEMENT & DIRECTION SERVICES	1.299	1.659		2.958	2.958			2.958
	415.07	GWG:YUR	028	MANAGEMENT & DIRECTION SERVICES	1.299	0.350		1.649	1.649			1.649
	415.08	GWG:ZOB	028	MANAGEMENT & DIRECTION SERVICES	1.299	0.378		1.677	1.677			1.677
	415.09	GWG:DILING	028	MANAGEMENT & DIRECTION SERVICES	1.409	0.670		2.079	2.079			2.079
	415.10	GWG:NORB	028	MANAGEMENT & DIRECTION SERVICES	1.295	2.537		3.832	3.832			3.832
	415.11	GWG:NANONG	028	MANAGEMENT & DIRECTION SERVICES	1.299	1.398		2.697	2.697			2.697
	415.12	GWG:C/LING	028	MANAGEMENT & DIRECTION SERVICES	1.297	0.220		1.517	1.517			1.517
	416.01	S/Jongkhar	028	MANAGEMENT & DIRECTION SERVICES	76.565	27.186		103.751	99.900	3.851		103.751
	416.01	S/Jongkhar	031	CIVIL REGISTRATION & CENSUS SERVICES	1.514	0.078		1.592	1.592			1.592

IMF Code	AU	AU ABBR.	PR	NAME	EXPENDITURE				FINANCING				
					CURRENT	CAPITAL	LENDING REPAY	TOTAL	RGOB	EXTERNAL		TOTAL	
										GRANT	LOAN		
	416.01	S/Jongkhar	062	SURVEY & LAND RECORD SERVICES	3.766	6.415		10.181	10.181				10.181
	416.02	GWG-PTHANG	028	MANAGEMENT & DIRECTION SERVICES	1.106	1.544		2.650	2.606	0.044		0.044	2.650
	416.03	GWG-PTHANG	028	MANAGEMENT & DIRECTION SERVICES	1.183	0.600		1.783	1.783				1.783
	416.04	GWG-GOMDAR	028	MANAGEMENT & DIRECTION SERVICES	1.250	0.100		1.350	1.350				1.350
	416.05	GWG-W/PHU	028	MANAGEMENT & DIRECTION SERVICES	1.259	1.893		3.152	3.152				3.152
	416.06	GWG-L/PHU	028	MANAGEMENT & DIRECTION SERVICES	1.009	0.542		1.550	1.550				1.550
	416.07	GWG-LAURI	028	MANAGEMENT & DIRECTION SERVICES	1.160			1.160	1.160				1.160
	416.08	GWG-MART	028	MANAGEMENT & DIRECTION SERVICES	1.235	0.597		1.832	1.832				1.832
	416.09	GWG-DEO	028	MANAGEMENT & DIRECTION SERVICES	1.033	0.841		1.874	1.874				1.874
	416.10	GWG-ORONG	028	MANAGEMENT & DIRECTION SERVICES	1.207	0.979		2.185	1.380	0.805		0.805	2.185
	416.11	GWG-SG	028	MANAGEMENT & DIRECTION SERVICES	1.060	0.679		1.740	1.740				1.740
	416.12	GWG-SERTHI	028	MANAGEMENT & DIRECTION SERVICES	1.180	0.830		2.010	2.010				2.010
	417.01	T/gang	028	MANAGEMENT & DIRECTION SERVICES	65.281	21.198		86.480	81.548	4.932		4.932	86.480
	417.01	T/gang	031	CIVIL REGISTRATION & CENSUS SERVICES	1.720			1,720	1,720				1,720
	417.01	T/gang	062	SURVEY & LAND RECORD SERVICES	3.762	1.950		5,712	5,712				5,712
	417.02	GWG-BAR	028	MANAGEMENT & DIRECTION SERVICES	1.130	0.230		1,360	1,360				1,360
	417.03	GWG-BIDJUNG	028	MANAGEMENT & DIRECTION SERVICES	1.155	0.600		1,755	1,755				1,755
	417.04	GWG-K/LIUNG	028	MANAGEMENT & DIRECTION SERVICES	1.272	2.200		3,472	3,472				3,472
	417.05	GWG-K/PARA	028	MANAGEMENT & DIRECTION SERVICES	1.168			1,168	1,168				1,168
	417.06	GWG-K/LIUNG	028	MANAGEMENT & DIRECTION SERVICES	1.363	0.150		1,513	1,513				1,513
	417.07	GWG-LUMANG	028	MANAGEMENT & DIRECTION SERVICES	1.363	0.500		1,863	1,863				1,863
	417.08	GWG-MERAK	028	MANAGEMENT & DIRECTION SERVICES	1.156	2.699		3,855	3,855				3,855
	417.09	GWG-Y/NEER	028	MANAGEMENT & DIRECTION SERVICES	1.168	1.050		2,218	2,218				2,218
	417.10	GWG-P/MEY	028	MANAGEMENT & DIRECTION SERVICES	1.272	0.173		1,445	1,445				1,445
	417.11	GWG-RADHI	028	MANAGEMENT & DIRECTION SERVICES	1.272	1.600		2,872	2,872				2,872
	417.12	GWG-SAKTEN	028	MANAGEMENT & DIRECTION SERVICES	1.083	2.100		3,183	3,183				3,183

IMF Code	AU	AU ABBR.	PR	NAME	EXPENDITURE				FINANCING				TOTAL
					CURRENT	CAPITAL	LENDING REPAY	TOTAL	RGOB	EXTERNAL		TOTAL	
										GRANT	LOAN		
	417.13	GWG-SIKHAR	028	MANAGEMENT & DIRECTION SERVICES	1.305	3.200		4.505	4.505				4.505
	417.14	GWG-SIPHU	028	MANAGEMENT & DIRECTION SERVICES	1.271	0.363		1.634	1.271	0.363			1.634
	417.15	GWG-TSHING	028	MANAGEMENT & DIRECTION SERVICES	1.121	1.248		2.369	2.369				2.369
	417.16	GWG-UZU	028	MANAGEMENT & DIRECTION SERVICES	1.272	0.300		1.572	1.572				1.572
	418.01	T/phu	028	MANAGEMENT & DIRECTION SERVICES	70.339	23.981		94.320	91.736	2.584			94.320
	418.01	T/phu	031	CIVIL REGISTRATION & CENSUS SERVICES	1.344			1.344	1.344				1.344
	418.01	T/phu	062	SURVEY & LAND RECORD SERVICES	2.980	1.809		4.789	4.789				4.789
	418.02	GWG-SOE	028	MANAGEMENT & DIRECTION SERVICES	0.916	4.967		5.882	5.882				5.882
	418.03	GWG-CHANG	028	MANAGEMENT & DIRECTION SERVICES	1.121	0.121		1.242	1.242				1.242
	418.04	GWG-DAGALA	028	MANAGEMENT & DIRECTION SERVICES	0.877	2.587		3.465	3.465				3.465
	418.05	GWG-GAYNEY	028	MANAGEMENT & DIRECTION SERVICES	1.045	0.247		1.292	1.292				1.292
	418.06	GWG-KAWANG	028	MANAGEMENT & DIRECTION SERVICES	1.090	0.695		1.785	1.785				1.785
	418.07	GWG-LUSHI	028	MANAGEMENT & DIRECTION SERVICES	0.865	0.065		0.929	0.929				0.929
	418.08	GWG-MEWANG	028	MANAGEMENT & DIRECTION SERVICES	1.100	0.050		1.150	1.150				1.150
	418.09	GWG-NARO	028	MANAGEMENT & DIRECTION SERVICES	1.061	0.758		1.819	1.819				1.819
	419.01	Gasa	028	MANAGEMENT & DIRECTION SERVICES	34.012	39.060		73.072	65.249	7.822			73.072
	419.01	Gasa	031	CIVIL REGISTRATION & CENSUS SERVICES	1.028			1.028	1.028				1.028
	419.01	Gasa	062	SURVEY & LAND RECORD SERVICES	1.555	0.616		2.171	2.171				2.171
	419.02	GWG-KHAME	028	MANAGEMENT & DIRECTION SERVICES	1.119	0.996		2.115	1.508	0.607			2.115
	419.03	GWG-KHATOE	028	MANAGEMENT & DIRECTION SERVICES	1.242	2.062		3.304	2.808	0.496			3.304
	419.04	GWG-LAYA	028	MANAGEMENT & DIRECTION SERVICES	0.981	4.780		5.762	4.972	0.790			5.762
	419.05	GWG-LUNANA	028	MANAGEMENT & DIRECTION SERVICES	1.028	2.307		3.335	2.978	0.357			3.335
	420.01	T/Yangtse	028	MANAGEMENT & DIRECTION SERVICES	30.532	20.116		50.648	49.024	1.624			50.648
	420.01	T/Yangtse	031	CIVIL REGISTRATION & CENSUS SERVICES	1.151	0.278		1.429	1.429				1.429
	420.01	T/Yangtse	062	SURVEY & LAND RECORD SERVICES	2.649	0.035		2.684	2.684				2.684

IMF Code	AU	AU ABBR.	PR	NAME	EXPENDITURE				FINANCING			TOTAL	
					CURRENT	CAPITAL	LENDING REPAY	TOTAL	RGOB	EXTERNAL			
										GRANT	LOAN		TOTAL
	420.02	GWG:BLING	028	MANAGEMENT & DIRECTION SERVICES	1.159	0.297		1.456	1.456			1.456	
	420.03	GWG:JKHAR	028	MANAGEMENT & DIRECTION SERVICES	1.016	0.032		1.048	1.048			1.048	
	420.04	GWG:KDANG	028	MANAGEMENT & DIRECTION SERVICES	1.161	0.593		1.754	1.754			1.754	
	420.05	GWG:RAMJAR	028	MANAGEMENT & DIRECTION SERVICES	1.160			1.160	1.160			1.160	
	420.06	GWG:TOETS	028	MANAGEMENT & DIRECTION SERVICES	1.205			1.205	1.205			1.205	
	420.07	GWG:TSHANG	028	MANAGEMENT & DIRECTION SERVICES	1.153	0.100		1.253	1.253			1.253	
	420.08	GWG:YLLANG	028	MANAGEMENT & DIRECTION SERVICES	1.178	0.500		1.678	1.678			1.678	
	420.09	GWG:YANGT	028	MANAGEMENT & DIRECTION SERVICES	1.172	0.110		1.282	1.282			1.282	
				SUB-CLASSIFICATION TOTAL 01.1	7,430.439	4,299.010	2,745.451	14,474.900	12,735.077	1,733.524	6,298	1,739.822	14,474.900
01.2				Foreign Economic Aid									
	203.01	MFA	041	FOREIGN POLICY DIRECTION SERVICES	205.342	65.105		270.447	263.717	6.730		6.730	270.447
	203.01	MFA	042	FOREIGN RELATIONS SERVICES	393.702	48.506		442.208	442.208				442.208
01.4				SUB-CLASSIFICATION TOTAL 01.2	599.043	113.611	0.000	712.655	705.925	6.730	0.000	6.730	712.655
				General Services									
	130.01	RPC	087	ROYAL PRIVY COUNCIL SERVICES	12.620	0.426		13.045	13.045				13.045
				SUB-CLASSIFICATION TOTAL 01.4	12.620	0.426	0.000	13.045	13.045	0.000	0.000	0.000	13.045
03.1				Police and Fire Protection									
	201.01	MHCA	030	POLICE SERVICES	1,520.476	373.223		1,893.699	1,857.229	36.470		36.470	1,893.699
				SUB-CLASSIFICATION TOTAL 03.1	1,520.476	373.223	0.000	1,893.699	1,857.229	36.470	0.000	36.470	1,893.699
03.2				Law Courts									
	112.01	OAG	014	ATTORNEY SERVICES	37.301	3.864		41.165	38.965	2.200		2.200	41.165
	106.01	JUDICIARY	005	JUDICIARY SERVICES	269.217	201.185		470.402	419.196	51.205		51.205	470.402
				SUB-CLASSIFICATION TOTAL 03.2	306.518	205.049	0.000	511.566	458.161	53.405	0.000	53.405	511.566
03.4				Public Order and Safety Affairs N.E.C									
	201.01	MHCA	034	LOCAL GOVERNANCE SERVICES	13.893	168.065		181.958	14.326	167.632		167.632	181.958
	201.01	MHCA	029	HOME & CULTURAL POLICY DIRECTION SERVICES	48.056	22.589		70.645	70.645				70.645

IMF Code	AU	AU ABBR.	PR	NAME	EXPENDITURE				FINANCING				TOTAL	
					CURRENT	CAPITAL	LENDING REPAY	TOTAL	RGOB	EXTERNAL		TOTAL		
										GRANT	LOAN			
				SUB-CLASSIFICATION TOTAL	03.4	61,949	190,654	0,000	252,603	84,971	167,632	0,000	167,632	252,603
04.1				Pre-primary and Primary Educ. Affairs & Services										
	124.01	THROM	072	BASIC EDUCATION SERVICES		743,344	145,902		889,246	823,717	65,529		65,529	889,246
	209.01	MOE	072	BASIC EDUCATION SERVICES		291,386	1,029,957		1,321,343	528,152	793,191		793,191	1,321,343
	401.01	C/kha	072	BASIC EDUCATION SERVICES		361,472	84,289		445,761	425,837	19,924		19,924	445,761
	401.10	GWG:LGG	072	BASIC EDUCATION SERVICES			0,030		0,030	0,030				0,030
	401.11	GWG:MKG	072	BASIC EDUCATION SERVICES			0,080		0,080	0,080				0,080
	402.01	Haa	072	BASIC EDUCATION SERVICES		124,250	37,879		162,129	146,871	15,259		15,259	162,129
	403.01	Paro	072	BASIC EDUCATION SERVICES		305,070	33,388		338,458	338,080	0,377		0,377	338,458
	404.01	S/lse	072	BASIC EDUCATION SERVICES		401,686	99,423		501,108	479,108	22,000		22,000	501,108
	404.03	GWG:BIRU	072	BASIC EDUCATION SERVICES			0,100		0,100	0,100				0,100
	404.06	GWG:DEN	072	BASIC EDUCATION SERVICES			0,099		0,099	0,099				0,099
	404.08	GWG:DUM	072	BASIC EDUCATION SERVICES			0,942		0,942	0,942				0,942
	404.09	GWG:GHU	072	BASIC EDUCATION SERVICES			0,500		0,500	0,500				0,500
	404.11	GWG:TEN	072	BASIC EDUCATION SERVICES			0,826		0,826	0,826				0,826
	404.14	GWG:SAM	072	BASIC EDUCATION SERVICES			0,838		0,838	0,838				0,838
	405.01	T/rang	072	BASIC EDUCATION SERVICES		183,522	44,845		228,367	226,173	2,194		2,194	228,367
	406.01	Dagana	072	BASIC EDUCATION SERVICES		248,756	52,145		300,902	285,099	15,803		15,803	300,902
	406.12	GWG:TEZA	072	BASIC EDUCATION SERVICES			0,250		0,250	0,250				0,250
	407.01	P/kha	072	BASIC EDUCATION SERVICES		229,874	48,811		278,685	251,834	26,851		26,851	278,685
	407.05	GWG:KAB	072	BASIC EDUCATION SERVICES			0,091		0,091	0,091				0,091
	407.08	GWG:TALO	072	BASIC EDUCATION SERVICES			0,100		0,100	0,100				0,100
	407.09	GWG:TEO	072	BASIC EDUCATION SERVICES			0,269		0,269	0,269				0,269
	407.10	GWG:ZOMI	072	BASIC EDUCATION SERVICES			0,040		0,040	0,040				0,040
	408.01	W/duie	072	BASIC EDUCATION SERVICES		259,002	125,439		384,441	289,310	95,131		95,131	384,441
	408.04	GWG:DAGA	072	BASIC EDUCATION SERVICES			0,180		0,180	0,180				0,180
	408.08	GWG:KAZHI	072	BASIC EDUCATION SERVICES			0,199		0,199	0,199				0,199

IMF Code	AU	AU ABBR.	PR	NAME	EXPENDITURE				FINANCING				TOTAL		
					CURRENT	CAPITAL	LENDING REPAY	TOTAL	RGOB	EXTERNAL		TOTAL			
										GRANT	LOAN				
408.09	GWG:NAHI		072	BASIC EDUCATION SERVICES		0.100		0.100	0.100	0.100				0.100	
409.01	B/thang		072	BASIC EDUCATION SERVICES	167.470	86.700		254.170	200.561	53.609				53.609	254.170
409.02	GWG:CHHOEK		072	BASIC EDUCATION SERVICES		0.050		0.050	0.050						0.050
410.01	S/pang		072	BASIC EDUCATION SERVICES	256.403	102.345		358.748	309.540	49.207				49.207	358.748
410.06	GWG:TTHANG		072	BASIC EDUCATION SERVICES		0.100		0.100	0.100						0.100
411.01	Z/gang		072	BASIC EDUCATION SERVICES	201.404	62.790		264.194	229.751	34.443				34.443	264.194
412.01	T/gsa		072	BASIC EDUCATION SERVICES	160.702	82.931		243.633	172.239	71.394				71.394	243.633
412.03	GWG:KPU		072	BASIC EDUCATION SERVICES		0.100		0.100	0.100						0.100
412.04	GWG:LGL		072	BASIC EDUCATION SERVICES		0.145		0.145	0.145						0.145
413.01	L/lse		072	BASIC EDUCATION SERVICES	159.402	58.474		217.876	189.985	27.892				27.892	217.876
414.01	M/gar		072	BASIC EDUCATION SERVICES	363.052	111.974		475.026	421.772	53.254				53.254	475.026
414.02	GWG:BALAM		072	BASIC EDUCATION SERVICES		0.200		0.200	0.200						0.200
414.07	GWG:GONG		072	BASIC EDUCATION SERVICES		0.250		0.250	0.250						0.250
414.11	GWG:NGAT		072	BASIC EDUCATION SERVICES		0.150		0.150	0.150						0.150
415.01	P/Gaishel		072	BASIC EDUCATION SERVICES	271.853	82.364		354.218	317.573	36.645				36.645	354.218
415.04	GWG:DUNG		072	BASIC EDUCATION SERVICES		0.375		0.375	0.375						0.375
416.01	S/Jongkhar		072	BASIC EDUCATION SERVICES	234.279	73.019		307.298	290.147	17.151				17.151	307.298
416.02	GWG:PTHANG		072	BASIC EDUCATION SERVICES		0.333		0.333	0.333						0.333
417.01	T/gang		072	BASIC EDUCATION SERVICES	494.061	138.956		633.018	581.947	51.070				51.070	633.018
418.01	T/phu		072	BASIC EDUCATION SERVICES	129.672	28.747		158.419	158.419						158.419
419.01	Gasa		072	BASIC EDUCATION SERVICES	49.365	33.465		82.830	62.883	19.947				19.947	82.830
420.01	T/Yangtse		072	BASIC EDUCATION SERVICES	201.245	129.610		330.854	270.370	60.484				60.484	330.854
420.02	GWG:BLING		072	BASIC EDUCATION SERVICES		0.500		0.500	0.500						0.500
420.04	GWG:KIDANG		072	BASIC EDUCATION SERVICES		0.025		0.025	0.025						0.025
420.09	GWG:YANGT		072	BASIC EDUCATION SERVICES		0.030		0.030	0.030						0.030
				SUB-CLASSIFICATION TOTAL 04.1	5,837.270	2,700.356		8,537.626	7,006.271	1,531.355	0.000			1,531.355	8,537.626

IMF Code	AU	AU ABBR.	PR	NAME	EXPENDITURE				FINANCING				TOTAL
					CURRENT	CAPITAL	LENDING REPAY	TOTAL	RGOB	EXTERNAL		TOTAL	
										GRANT	LOAN		
	209.01	MOE	070	EDUCATION POLICY DIRECTION SERVICES	51.558	29.854		81.412	70.103	11.309	11.309		81.412
05.3				SUB-CLASSIFICATION TOTAL 04.6	195.021	294.399	0.000	489.420	272.962	216.458	0.000	216.458	489.420
				Public Health Affairs and Services									
	122.01	BNCA	020	NARCOTIC CONTROL SERVICES	14.922	9.048		23.970	22.681	1.289	1.289		23.970
	208.01	MOH	069	PUBLIC HEALTH (COMMUNICABLE & NON-COMMUNICABLE DISEASES) SERVICES	130.551	178.184		308.735	73.761	234.975		234.975	308.735
	401.02	GWG:SPS	069	PUBLIC HEALTH (COMMUNICABLE & NON-COMMUNICABLE DISEASES) SERVICES		0.178		0.178	0.178				0.178
	401.03	GWG:BOG	069	PUBLIC HEALTH (COMMUNICABLE & NON-COMMUNICABLE DISEASES) SERVICES		0.483		0.483	0.483				0.483
	401.04	GWG:CHG	069	PUBLIC HEALTH (COMMUNICABLE & NON-COMMUNICABLE DISEASES) SERVICES		0.400		0.400	0.400				0.400
	401.05	GWG:DAG	069	PUBLIC HEALTH (COMMUNICABLE & NON-COMMUNICABLE DISEASES) SERVICES		0.050		0.050	0.050				0.050
	401.06	GWG:GTG	069	PUBLIC HEALTH (COMMUNICABLE & NON-COMMUNICABLE DISEASES) SERVICES		1.170		1.170	1.170				1.170
	401.07	GWG:LKG	069	PUBLIC HEALTH (COMMUNICABLE & NON-COMMUNICABLE DISEASES) SERVICES		19.530		19.530	9.987	9.543		9.543	19.530
	401.08	GWG:DUG	069	PUBLIC HEALTH (COMMUNICABLE & NON-COMMUNICABLE DISEASES) SERVICES		1.634		1.634	1.634				1.634
	401.10	GWG:LGG	069	PUBLIC HEALTH (COMMUNICABLE & NON-COMMUNICABLE DISEASES) SERVICES		3.500		3.500	3.500				3.500
	401.11	GWG:MKG	069	PUBLIC HEALTH (COMMUNICABLE & NON-COMMUNICABLE DISEASES) SERVICES		0.877		0.877	0.877				0.877
	401.12	GWG:PLG	069	PUBLIC HEALTH (COMMUNICABLE & NON-COMMUNICABLE DISEASES) SERVICES		1.655		1.655	1.655				1.655
	402.02	GWG:BJE	069	PUBLIC HEALTH (COMMUNICABLE & NON-COMMUNICABLE DISEASES) SERVICES		0.339		0.339	0.339				0.339
	402.03	GWG:KSH	069	PUBLIC HEALTH (COMMUNICABLE & NON-COMMUNICABLE DISEASES) SERVICES		0.234		0.234	0.234				0.234
	402.04	GWG:SBY	069	PUBLIC HEALTH (COMMUNICABLE & NON-COMMUNICABLE DISEASES) SERVICES		2.159		2.159	2.159				2.159
	402.05	GWG:SAM	069	PUBLIC HEALTH (COMMUNICABLE & NON-COMMUNICABLE DISEASES) SERVICES		0.498		0.498	0.498				0.498

IMF Code	AU	AU ABBR.	PR	NAME	EXPENDITURE				FINANCING			TOTAL
					CURRENT	CAPITAL	LENDING REPAY	TOTAL	RGOB	EXTERNAL		
										GRANT	LOAN	
	402.07	GWG:GYG	069	PUBLIC HEALTH (COMMUNICABLE & NON-COMMUNICABLE DISEASES) SERVICES		2.035		2.035	2.035			2.035
	403.02	GWG:DOB	069	PUBLIC HEALTH (COMMUNICABLE & NON-COMMUNICABLE DISEASES) SERVICES		0.050		0.050	0.050			0.050
	403.03	GWG:DOG	069	PUBLIC HEALTH (COMMUNICABLE & NON-COMMUNICABLE DISEASES) SERVICES		4.717		4.717	4.717			4.717
	403.04	GWG:DOT	069	PUBLIC HEALTH (COMMUNICABLE & NON-COMMUNICABLE DISEASES) SERVICES		0.803		0.803	0.803			0.803
	403.05	GWG:HOR	069	PUBLIC HEALTH (COMMUNICABLE & NON-COMMUNICABLE DISEASES) SERVICES		0.421		0.421	0.421			0.421
	403.06	GWG:LAN	069	PUBLIC HEALTH (COMMUNICABLE & NON-COMMUNICABLE DISEASES) SERVICES		2.646		2.646	2.646			2.646
	403.07	GWG:LUN	069	PUBLIC HEALTH (COMMUNICABLE & NON-COMMUNICABLE DISEASES) SERVICES		0.354		0.354	0.354			0.354
	403.08	GWG:NAJ	069	PUBLIC HEALTH (COMMUNICABLE & NON-COMMUNICABLE DISEASES) SERVICES		2.870		2.870	2.870			2.870
	403.09	GWG:SHA	069	PUBLIC HEALTH (COMMUNICABLE & NON-COMMUNICABLE DISEASES) SERVICES		1.256		1.256	0.915	0.341	0.341	1.256
	403.11	GWG:WAN	069	PUBLIC HEALTH (COMMUNICABLE & NON-COMMUNICABLE DISEASES) SERVICES		2.539		2.539	2.539			2.539
	404.03	GWG:BIRU	069	PUBLIC HEALTH (COMMUNICABLE & NON-COMMUNICABLE DISEASES) SERVICES		2.714		2.714	2.714			2.714
	404.04	GWG:CHAR	069	PUBLIC HEALTH (COMMUNICABLE & NON-COMMUNICABLE DISEASES) SERVICES		1.376		1.376	0.476	0.900	0.900	1.376
	404.05	GWG:CHEN	069	PUBLIC HEALTH (COMMUNICABLE & NON-COMMUNICABLE DISEASES) SERVICES		0.583		0.583	0.583			0.583
	404.07	GWG:DOR	069	PUBLIC HEALTH (COMMUNICABLE & NON-COMMUNICABLE DISEASES) SERVICES		1.241		1.241	1.241			1.241
	404.08	GWG:DUM	069	PUBLIC HEALTH (COMMUNICABLE & NON-COMMUNICABLE DISEASES) SERVICES		0.050		0.050	0.050			0.050
	404.09	GWG:GHU	069	PUBLIC HEALTH (COMMUNICABLE & NON-COMMUNICABLE DISEASES) SERVICES		1.029		1.029	1.029			1.029
	404.10	GWG:LHA	069	PUBLIC HEALTH (COMMUNICABLE & NON-COMMUNICABLE DISEASES) SERVICES		0.700		0.700	0.700			0.700

IMF Code	AU	AU ABBR.	PR	NAME	EXPENDITURE				FINANCING			TOTAL
					CURRENT	CAPITAL	LENDING REPAY	TOTAL	RGOB	EXTERNAL		
										GRANT	LOAN	
	404.11	GWG:TEN	069	PUBLIC HEALTH (COMMUNICABLE & NON-COMMUNICABLE DISEASES) SERVICES		5.692		5.692	5.692			5.692
	404.12	GWG:NAINI	069	PUBLIC HEALTH (COMMUNICABLE & NON-COMMUNICABLE DISEASES) SERVICES		1.364		1.364	1.364			1.364
	404.13	GWG:PUG	069	PUBLIC HEALTH (COMMUNICABLE & NON-COMMUNICABLE DISEASES) SERVICES		0.446		0.446	0.446			0.446
	404.14	GWG:SAM	069	PUBLIC HEALTH (COMMUNICABLE & NON-COMMUNICABLE DISEASES) SERVICES		0.739		0.739	0.739			0.739
	404.15	GWG:SIP	069	PUBLIC HEALTH (COMMUNICABLE & NON-COMMUNICABLE DISEASES) SERVICES		0.919		0.919	0.919			0.919
	404.16	GWG:TAD	069	PUBLIC HEALTH (COMMUNICABLE & NON-COMMUNICABLE DISEASES) SERVICES		1.074		1.074	1.074			1.074
	405.02	GWG:BEG	069	PUBLIC HEALTH (COMMUNICABLE & NON-COMMUNICABLE DISEASES) SERVICES		0.382		0.382	0.174	0.208	0.208	0.382
	405.03	GWG:DUG	069	PUBLIC HEALTH (COMMUNICABLE & NON-COMMUNICABLE DISEASES) SERVICES		0.468		0.468	0.468			0.468
	405.04	GWG:BAG	069	PUBLIC HEALTH (COMMUNICABLE & NON-COMMUNICABLE DISEASES) SERVICES		0.101		0.101	0.101			0.101
	405.05	GWG:GOG	069	PUBLIC HEALTH (COMMUNICABLE & NON-COMMUNICABLE DISEASES) SERVICES		0.400		0.400	0.400			0.400
	405.06	GWG:RAG	069	PUBLIC HEALTH (COMMUNICABLE & NON-COMMUNICABLE DISEASES) SERVICES		1.724		1.724	1.724			1.724
	405.07	GWG:KIG	069	PUBLIC HEALTH (COMMUNICABLE & NON-COMMUNICABLE DISEASES) SERVICES		0.373		0.373	0.373			0.373
	405.09	GWG:PAT	069	PUBLIC HEALTH (COMMUNICABLE & NON-COMMUNICABLE DISEASES) SERVICES		1.237		1.237	1.237			1.237
	405.11	GWG:SHG	069	PUBLIC HEALTH (COMMUNICABLE & NON-COMMUNICABLE DISEASES) SERVICES		3.206		3.206	0.870	2.336	2.336	3.206
	405.12	GWG:TSG	069	PUBLIC HEALTH (COMMUNICABLE & NON-COMMUNICABLE DISEASES) SERVICES		1.553		1.553	0.799	0.754	0.754	1.553
	406.02	GWG:DOR	069	PUBLIC HEALTH (COMMUNICABLE & NON-COMMUNICABLE DISEASES) SERVICES		2.100		2.100	2.100			2.100
	406.03	GWG:DRU	069	PUBLIC HEALTH (COMMUNICABLE & NON-COMMUNICABLE DISEASES) SERVICES		0.270		0.270	0.270			0.270
	406.04	GWG:GESAR	069	PUBLIC HEALTH (COMMUNICABLE & NON-COMMUNICABLE DISEASES) SERVICES		0.350		0.350	0.350			0.350

IMF Code	AU	AU ABBR.	PR	NAME	EXPENDITURE				FINANCING			TOTAL
					CURRENT	CAPITAL	LENDING REPAY	TOTAL	RGOB	EXTERNAL		
										GRANT	LOAN	
406.05	GWG:GOSH	069	PUBLIC HEALTH (COMMUNICABLE & NON-COMMUNICABLE DISEASES) SERVICES		0.561		0.561	0.561				0.561
406.08	GWG:LAJA	069	PUBLIC HEALTH (COMMUNICABLE & NON-COMMUNICABLE DISEASES) SERVICES		0.800		0.800	0.800				0.800
406.09	GWG:TIDING	069	PUBLIC HEALTH (COMMUNICABLE & NON-COMMUNICABLE DISEASES) SERVICES		0.600		0.600	0.600				0.600
406.10	GWG:TIGANG	069	PUBLIC HEALTH (COMMUNICABLE & NON-COMMUNICABLE DISEASES) SERVICES		0.431		0.431	0.431				0.431
406.11	GWG:TIKHA	069	PUBLIC HEALTH (COMMUNICABLE & NON-COMMUNICABLE DISEASES) SERVICES		0.769		0.769	0.769				0.769
406.12	GWG:TEZA	069	PUBLIC HEALTH (COMMUNICABLE & NON-COMMUNICABLE DISEASES) SERVICES		0.270		0.270	0.270				0.270
406.13	GWG:DEO	069	PUBLIC HEALTH (COMMUNICABLE & NON-COMMUNICABLE DISEASES) SERVICES		1.192		1.192	1.192				1.192
406.14	GWG:LKHA	069	PUBLIC HEALTH (COMMUNICABLE & NON-COMMUNICABLE DISEASES) SERVICES		2.596		2.596	2.596				2.596
406.15	GWG:NICHU	069	PUBLIC HEALTH (COMMUNICABLE & NON-COMMUNICABLE DISEASES) SERVICES		0.621		0.621	0.621				0.621
407.02	GWG:CHHU	069	PUBLIC HEALTH (COMMUNICABLE & NON-COMMUNICABLE DISEASES) SERVICES		0.100		0.100	0.100				0.100
407.03	GWG:GOEN	069	PUBLIC HEALTH (COMMUNICABLE & NON-COMMUNICABLE DISEASES) SERVICES		0.099		0.099	0.099				0.099
407.04	GWG:GUMA	069	PUBLIC HEALTH (COMMUNICABLE & NON-COMMUNICABLE DISEASES) SERVICES		0.724		0.724	0.724				0.724
407.05	GWG:KAB	069	PUBLIC HEALTH (COMMUNICABLE & NON-COMMUNICABLE DISEASES) SERVICES		1.033		1.033	1.033				1.033
407.06	GWG:LING	069	PUBLIC HEALTH (COMMUNICABLE & NON-COMMUNICABLE DISEASES) SERVICES		0.978		0.978	0.978				0.978
407.08	GWG:TALO	069	PUBLIC HEALTH (COMMUNICABLE & NON-COMMUNICABLE DISEASES) SERVICES		1.177		1.177	0.487	0.690		0.690	1.177
407.09	GWG:TEO	069	PUBLIC HEALTH (COMMUNICABLE & NON-COMMUNICABLE DISEASES) SERVICES		0.147		0.147	0.147				0.147
407.10	GWG:ZOMI	069	PUBLIC HEALTH (COMMUNICABLE & NON-COMMUNICABLE DISEASES) SERVICES		0.468		0.468	0.468				0.468

IMF Code	AU	AU ABBR.	PR	NAME	EXPENDITURE				FINANCING			TOTAL
					CURRENT	CAPITAL	LENDING REPAY	TOTAL	RGOB	EXTERNAL		
										GRANT	LOAN	
	407.11	GWG:BAAP	069	PUBLIC HEALTH (COMMUNICABLE & NON-COMMUNICABLE DISEASES) SERVICES		0.680		0.680	0.680			0.680
	407.12	GWG:TOEP	069	PUBLIC HEALTH (COMMUNICABLE & NON-COMMUNICABLE DISEASES) SERVICES		0.974		0.974	0.974			0.974
	408.01	W/due	069	PUBLIC HEALTH (COMMUNICABLE & NON-COMMUNICABLE DISEASES) SERVICES		0.525		0.525	0.525			0.525
	408.02	GWG:BJE	069	PUBLIC HEALTH (COMMUNICABLE & NON-COMMUNICABLE DISEASES) SERVICES		1.870		1.870	1.870			1.870
	408.04	GWG:DAGA	069	PUBLIC HEALTH (COMMUNICABLE & NON-COMMUNICABLE DISEASES) SERVICES		1.811		1.811	1.811			1.811
	408.05	GWG:GANG	069	PUBLIC HEALTH (COMMUNICABLE & NON-COMMUNICABLE DISEASES) SERVICES		2.301		2.301	2.301			2.301
	408.06	GWG:GASEG	069	PUBLIC HEALTH (COMMUNICABLE & NON-COMMUNICABLE DISEASES) SERVICES		0.859		0.859	0.859			0.859
	408.07	GWG:GASEW	069	PUBLIC HEALTH (COMMUNICABLE & NON-COMMUNICABLE DISEASES) SERVICES		0.782		0.782	0.782			0.782
	408.08	GWG:KAZHI	069	PUBLIC HEALTH (COMMUNICABLE & NON-COMMUNICABLE DISEASES) SERVICES		1.010		1.010	1.010			1.010
	408.09	GWG:NAHI	069	PUBLIC HEALTH (COMMUNICABLE & NON-COMMUNICABLE DISEASES) SERVICES		0.150		0.150	0.150			0.150
	408.10	GWG:NYISHO	069	PUBLIC HEALTH (COMMUNICABLE & NON-COMMUNICABLE DISEASES) SERVICES		1.420		1.420	1.420			1.420
	408.11	GWG:PHANG	069	PUBLIC HEALTH (COMMUNICABLE & NON-COMMUNICABLE DISEASES) SERVICES		1.540		1.540	1.540			1.540
	408.13	GWG:RUEP	069	PUBLIC HEALTH (COMMUNICABLE & NON-COMMUNICABLE DISEASES) SERVICES		0.772		0.772	0.772			0.772
	408.14	GWG:SEPHU	069	PUBLIC HEALTH (COMMUNICABLE & NON-COMMUNICABLE DISEASES) SERVICES		1.515		1.515	1.515			1.515
	408.15	GWG:ATHANG	069	PUBLIC HEALTH (COMMUNICABLE & NON-COMMUNICABLE DISEASES) SERVICES		0.300		0.300	0.300			0.300
	408.16	GWG:THEDT	069	PUBLIC HEALTH (COMMUNICABLE & NON-COMMUNICABLE DISEASES) SERVICES		0.137		0.137	0.137	0.137		0.137
	409.02	GWG:CHHOEK	069	PUBLIC HEALTH (COMMUNICABLE & NON-COMMUNICABLE DISEASES) SERVICES		2.150		2.150	2.150			2.150
	409.03	GWG:CHHUME	069	PUBLIC HEALTH (COMMUNICABLE & NON-COMMUNICABLE DISEASES) SERVICES		2.940		2.940	2.940			2.940

IMF Code	AU	AU ABBR.	PR	NAME	EXPENDITURE				FINANCING			TOTAL
					CURRENT	CAPITAL	LENDING REPAY	TOTAL	RGOB	EXTERNAL		
										GRANT	LOAN	
	409.04	GWG:TANG	069	PUBLIC HEALTH (COMMUNICABLE & NON-COMMUNICABLE DISEASES) SERVICES		0.810		0.810	0.810			0.810
	410.02	GWG:SAMT	069	PUBLIC HEALTH (COMMUNICABLE & NON-COMMUNICABLE DISEASES) SERVICES		0.525		0.525	0.525			0.525
	410.03	GWG:CHUZ	069	PUBLIC HEALTH (COMMUNICABLE & NON-COMMUNICABLE DISEASES) SERVICES		2.559		2.559	2.180	0.379	0.379	2.559
	410.04	GWG:DG	069	PUBLIC HEALTH (COMMUNICABLE & NON-COMMUNICABLE DISEASES) SERVICES		1.715		1.715	1.416	0.300	0.300	1.715
	410.06	GWG:TTHANG	069	PUBLIC HEALTH (COMMUNICABLE & NON-COMMUNICABLE DISEASES) SERVICES		0.400		0.400	0.400			0.400
	410.07	GWG:GELE	069	PUBLIC HEALTH (COMMUNICABLE & NON-COMMUNICABLE DISEASES) SERVICES		35.476		35.476	3.476	32.000	32.000	35.476
	410.08	GWG:GL	069	PUBLIC HEALTH (COMMUNICABLE & NON-COMMUNICABLE DISEASES) SERVICES		0.242		0.242	0.242			0.242
	410.09	GWG:JIG	069	PUBLIC HEALTH (COMMUNICABLE & NON-COMMUNICABLE DISEASES) SERVICES		2.444		2.444	2.444			2.444
	410.10	GWG:UML	069	PUBLIC HEALTH (COMMUNICABLE & NON-COMMUNICABLE DISEASES) SERVICES		0.890		0.890	0.890			0.890
	410.11	GWG:SINGHI	069	PUBLIC HEALTH (COMMUNICABLE & NON-COMMUNICABLE DISEASES) SERVICES		0.148		0.148	0.148			0.148
	410.12	GWG:SAR	069	PUBLIC HEALTH (COMMUNICABLE & NON-COMMUNICABLE DISEASES) SERVICES		0.753		0.753	0.753			0.753
	410.13	GWG:SERZ	069	PUBLIC HEALTH (COMMUNICABLE & NON-COMMUNICABLE DISEASES) SERVICES		1.220		1.220	1.220			1.220
	411.02	GWG:BARDO	069	PUBLIC HEALTH (COMMUNICABLE & NON-COMMUNICABLE DISEASES) SERVICES		1.200		1.200	1.200			1.200
	411.04	GWG:NANG	069	PUBLIC HEALTH (COMMUNICABLE & NON-COMMUNICABLE DISEASES) SERVICES		0.119		0.119	0.119			0.119
	411.05	GWG:NGANG	069	PUBLIC HEALTH (COMMUNICABLE & NON-COMMUNICABLE DISEASES) SERVICES		0.338		0.338	0.338			0.338
	411.06	GWG:PHANG	069	PUBLIC HEALTH (COMMUNICABLE & NON-COMMUNICABLE DISEASES) SERVICES		1.514		1.514	1.514			1.514
	411.07	GWG:SIKHAR	069	PUBLIC HEALTH (COMMUNICABLE & NON-COMMUNICABLE DISEASES) SERVICES		0.404		0.404	0.404			0.404

IMF Code	AU	AU ABBR.	PR	NAME	EXPENDITURE				FINANCING			TOTAL
					CURRENT	CAPITAL	LENDING REPAY	TOTAL	RGOB	EXTERNAL		
										GRANT	LOAN	
	411.08	GWG:TRONG	069	PUBLIC HEALTH (COMMUNICABLE & NON-COMMUNICABLE DISEASES) SERVICES		0.390		0.390	0.390			0.390
	411.09	GWG:GSHIN	069	PUBLIC HEALTH (COMMUNICABLE & NON-COMMUNICABLE DISEASES) SERVICES		0.900		0.900	0.900			0.900
	412.04	GWG:LGL	069	PUBLIC HEALTH (COMMUNICABLE & NON-COMMUNICABLE DISEASES) SERVICES		0.476		0.476	0.476			0.476
	412.05	GWG:NUBI	069	PUBLIC HEALTH (COMMUNICABLE & NON-COMMUNICABLE DISEASES) SERVICES		0.299		0.299	0.299			0.299
	412.06	GWG:TGI	069	PUBLIC HEALTH (COMMUNICABLE & NON-COMMUNICABLE DISEASES) SERVICES		0.092		0.092	0.092			0.092
	413.05	GWG:KUR-GA	069	PUBLIC HEALTH (COMMUNICABLE & NON-COMMUNICABLE DISEASES) SERVICES		0.864		0.864	0.864			0.864
	413.06	GWG:MINJAY	069	PUBLIC HEALTH (COMMUNICABLE & NON-COMMUNICABLE DISEASES) SERVICES		0.500		0.500	0.500			0.500
	413.07	GWG:MINBI	069	PUBLIC HEALTH (COMMUNICABLE & NON-COMMUNICABLE DISEASES) SERVICES		0.166		0.166	0.166			0.166
	413.08	GWG:METSJO	069	PUBLIC HEALTH (COMMUNICABLE & NON-COMMUNICABLE DISEASES) SERVICES		0.890		0.890	0.890			0.890
	413.09	GWG:TGA	069	PUBLIC HEALTH (COMMUNICABLE & NON-COMMUNICABLE DISEASES) SERVICES		0.794		0.794	0.794			0.794
	414.02	GWG:BALAM	069	PUBLIC HEALTH (COMMUNICABLE & NON-COMMUNICABLE DISEASES) SERVICES		1.457		1.457	1.457			1.457
	414.03	GWG:CHALI	069	PUBLIC HEALTH (COMMUNICABLE & NON-COMMUNICABLE DISEASES) SERVICES		0.792		0.792	0.792	0.792		0.792
	414.04	GWG:CHAS	069	PUBLIC HEALTH (COMMUNICABLE & NON-COMMUNICABLE DISEASES) SERVICES		0.569		0.569	0.569			0.569
	414.06	GWG:DIPONG	069	PUBLIC HEALTH (COMMUNICABLE & NON-COMMUNICABLE DISEASES) SERVICES		0.549		0.549	0.549			0.549
	414.07	GWG:GONG	069	PUBLIC HEALTH (COMMUNICABLE & NON-COMMUNICABLE DISEASES) SERVICES		2.050		2.050	2.050			2.050
	414.08	GWG:JUR	069	PUBLIC HEALTH (COMMUNICABLE & NON-COMMUNICABLE DISEASES) SERVICES		0.693		0.693	0.693			0.693
	414.09	GWG:KIKHAR	069	PUBLIC HEALTH (COMMUNICABLE & NON-COMMUNICABLE DISEASES) SERVICES		2.104		2.104	2.104			2.104
	414.10	GWG:WONGGA	069	PUBLIC HEALTH (COMMUNICABLE & NON-COMMUNICABLE DISEASES) SERVICES		1.066		1.066	1.066			1.066

IMF Code	AU	AU ABBR.	PR	NAME	EXPENDITURE				FINANCING			TOTAL
					CURRENT	CAPITAL	LENDING REPAY	TOTAL	RGOB	EXTERNAL		
										GRANT	LOAN	
	414.11	GWG:NGAT	069	PUBLIC HEALTH (COMMUNICABLE & NON-COMMUNICABLE DISEASES) SERVICES		0.100		0.100	0.100			0.100
	414.12	GWG:SALENG	069	PUBLIC HEALTH (COMMUNICABLE & NON-COMMUNICABLE DISEASES) SERVICES		2.672		2.672	2.672			2.672
	414.14	GWG:SILAM	069	PUBLIC HEALTH (COMMUNICABLE & NON-COMMUNICABLE DISEASES) SERVICES		0.770		0.770	0.770			0.770
	414.15	GWG:TRONG	069	PUBLIC HEALTH (COMMUNICABLE & NON-COMMUNICABLE DISEASES) SERVICES		1.010		1.010	1.010			1.010
	414.16	GWG:TILING	069	PUBLIC HEALTH (COMMUNICABLE & NON-COMMUNICABLE DISEASES) SERVICES		0.050		0.050	0.050			0.050
	414.17	GWG:TIMANG	069	PUBLIC HEALTH (COMMUNICABLE & NON-COMMUNICABLE DISEASES) SERVICES		1.110		1.110	1.110			1.110
	414.18	GWG:NARANG	069	PUBLIC HEALTH (COMMUNICABLE & NON-COMMUNICABLE DISEASES) SERVICES		0.700		0.700	0.700			0.700
	415.01	P/Gaishel	069	PUBLIC HEALTH (COMMUNICABLE & NON-COMMUNICABLE DISEASES) SERVICES		0.670		0.670	0.670			0.670
	415.02	GWG:CHONG	069	PUBLIC HEALTH (COMMUNICABLE & NON-COMMUNICABLE DISEASES) SERVICES		0.100		0.100	0.100			0.100
	415.04	GWG:DUNG	069	PUBLIC HEALTH (COMMUNICABLE & NON-COMMUNICABLE DISEASES) SERVICES		0.766		0.766	0.766			0.766
	415.05	GWG:KHAR	069	PUBLIC HEALTH (COMMUNICABLE & NON-COMMUNICABLE DISEASES) SERVICES		1.750		1.750	1.750			1.750
	415.06	GWG:SHUMER	069	PUBLIC HEALTH (COMMUNICABLE & NON-COMMUNICABLE DISEASES) SERVICES		1.300		1.300	1.300			1.300
	415.07	GWG:YUR	069	PUBLIC HEALTH (COMMUNICABLE & NON-COMMUNICABLE DISEASES) SERVICES		0.849		0.849	0.849			0.849
	415.08	GWG:ZOB	069	PUBLIC HEALTH (COMMUNICABLE & NON-COMMUNICABLE DISEASES) SERVICES		0.300		0.300	0.300			0.300
	415.09	GWG:DILING	069	PUBLIC HEALTH (COMMUNICABLE & NON-COMMUNICABLE DISEASES) SERVICES		7.086		7.086	7.086			7.086
	415.10	GWG:NORB	069	PUBLIC HEALTH (COMMUNICABLE & NON-COMMUNICABLE DISEASES) SERVICES		0.799		0.799	0.799			0.799
	415.11	GWG:MANONG	069	PUBLIC HEALTH (COMMUNICABLE & NON-COMMUNICABLE DISEASES) SERVICES		1.700		1.700	1.700			1.700
	415.12	GWG:C/LING	069	PUBLIC HEALTH (COMMUNICABLE & NON-COMMUNICABLE DISEASES) SERVICES		1.764		1.764	1.764			1.764

IMF Code	AU	AU ABBR.	PR	NAME	EXPENDITURE				FINANCING			TOTAL
					CURRENT	CAPITAL	LENDING REPAY	TOTAL	RGOB	GRANT	EXTERNAL LOAN	
416.01	S/longkhar		069	PUBLIC HEALTH (COMMUNICABLE & NON-COMMUNICABLE DISEASES) SERVICES	2.119	1.130		3.249	3.249			3.249
416.02	GWG:PTHANG		069	PUBLIC HEALTH (COMMUNICABLE & NON-COMMUNICABLE DISEASES) SERVICES		1.500		1.500	1.500			1.500
416.06	GWG:JPHU		069	PUBLIC HEALTH (COMMUNICABLE & NON-COMMUNICABLE DISEASES) SERVICES		1.118		1.118	1.118			1.118
416.10	GWG:ORONG		069	PUBLIC HEALTH (COMMUNICABLE & NON-COMMUNICABLE DISEASES) SERVICES		2.689		2.689	2.689			2.689
416.11	GWG:SG		069	PUBLIC HEALTH (COMMUNICABLE & NON-COMMUNICABLE DISEASES) SERVICES		0.148		0.148	0.148			0.148
417.02	GWG:BAR		069	PUBLIC HEALTH (COMMUNICABLE & NON-COMMUNICABLE DISEASES) SERVICES		0.550		0.550	0.550			0.550
417.03	GWG:PIDUNG		069	PUBLIC HEALTH (COMMUNICABLE & NON-COMMUNICABLE DISEASES) SERVICES		1.990		1.990	1.990			1.990
417.04	GWG:KLUNG		069	PUBLIC HEALTH (COMMUNICABLE & NON-COMMUNICABLE DISEASES) SERVICES		0.379		0.379	0.379			0.379
417.05	GWG:KIPARA		069	PUBLIC HEALTH (COMMUNICABLE & NON-COMMUNICABLE DISEASES) SERVICES		0.099		0.099	0.099			0.099
417.06	GWG:KLING		069	PUBLIC HEALTH (COMMUNICABLE & NON-COMMUNICABLE DISEASES) SERVICES		0.700		0.700	0.700			0.700
417.07	GWG:LUMANG		069	PUBLIC HEALTH (COMMUNICABLE & NON-COMMUNICABLE DISEASES) SERVICES		2.500		2.500	2.500			2.500
417.09	GWG:YNEER		069	PUBLIC HEALTH (COMMUNICABLE & NON-COMMUNICABLE DISEASES) SERVICES		0.800		0.800	0.800			0.800
417.10	GWG:PIMEY		069	PUBLIC HEALTH (COMMUNICABLE & NON-COMMUNICABLE DISEASES) SERVICES		0.600		0.600	0.600			0.600
417.11	GWG:RADHI		069	PUBLIC HEALTH (COMMUNICABLE & NON-COMMUNICABLE DISEASES) SERVICES		1.080		1.080	1.080			1.080
417.12	GWG:SAKTEN		069	PUBLIC HEALTH (COMMUNICABLE & NON-COMMUNICABLE DISEASES) SERVICES		0.072		0.072	0.072	0.072		0.072
417.13	GWG:SIKHAR		069	PUBLIC HEALTH (COMMUNICABLE & NON-COMMUNICABLE DISEASES) SERVICES		0.350		0.350	0.350			0.350
417.14	GWG:SIPHU		069	PUBLIC HEALTH (COMMUNICABLE & NON-COMMUNICABLE DISEASES) SERVICES		3.453		3.453	3.453			3.453
417.15	GWG:TSHING		069	PUBLIC HEALTH (COMMUNICABLE & NON-COMMUNICABLE DISEASES) SERVICES		0.700		0.700	0.700			0.700

IMF Code	AU	AU ABBR.	PR	NAME	EXPENDITURE				FINANCING			TOTAL
					CURRENT	CAPITAL	LENDING REPAY	TOTAL	RGOB	EXTERNAL		
										GRANT	LOAN	
	417.16	GWG:UZU	069	PUBLIC HEALTH (COMMUNICABLE & NON-COMMUNICABLE DISEASES) SERVICES		0.913		0.913	0.913			0.913
	418.01	T/phu	069	PUBLIC HEALTH (COMMUNICABLE & NON-COMMUNICABLE DISEASES) SERVICES		4.578		4.578	4.578			4.578
	418.02	GWG:SOE	069	PUBLIC HEALTH (COMMUNICABLE & NON-COMMUNICABLE DISEASES) SERVICES		0.059		0.059	0.059			0.059
	418.03	GWG:CHANG	069	PUBLIC HEALTH (COMMUNICABLE & NON-COMMUNICABLE DISEASES) SERVICES		1.543		1.543	1.543			1.543
	418.04	GWG:DAGALA	069	PUBLIC HEALTH (COMMUNICABLE & NON-COMMUNICABLE DISEASES) SERVICES		0.171		0.171	0.171			0.171
	418.05	GWG:GAYNEY	069	PUBLIC HEALTH (COMMUNICABLE & NON-COMMUNICABLE DISEASES) SERVICES		0.050		0.050	0.050			0.050
	418.06	GWG:KAWANG	069	PUBLIC HEALTH (COMMUNICABLE & NON-COMMUNICABLE DISEASES) SERVICES		0.332		0.332	0.332			0.332
	418.07	GWG:LUSHI	069	PUBLIC HEALTH (COMMUNICABLE & NON-COMMUNICABLE DISEASES) SERVICES		0.185		0.185	0.185			0.185
	419.02	GWG:KHAME	069	PUBLIC HEALTH (COMMUNICABLE & NON-COMMUNICABLE DISEASES) SERVICES		0.247		0.247	0.247			0.247
	419.03	GWG:KHATOE	069	PUBLIC HEALTH (COMMUNICABLE & NON-COMMUNICABLE DISEASES) SERVICES		0.284		0.284	0.284			0.284
	419.04	GWG:LAYA	069	PUBLIC HEALTH (COMMUNICABLE & NON-COMMUNICABLE DISEASES) SERVICES		0.249		0.249	0.249			0.249
	420.04	GWG:KIDANG	069	PUBLIC HEALTH (COMMUNICABLE & NON-COMMUNICABLE DISEASES) SERVICES		0.920		0.920	0.920	0.870		0.920
	420.05	GWG:RAMAJAR	069	PUBLIC HEALTH (COMMUNICABLE & NON-COMMUNICABLE DISEASES) SERVICES		0.494		0.494	0.494			0.494
	420.06	GWG:TOETS	069	PUBLIC HEALTH (COMMUNICABLE & NON-COMMUNICABLE DISEASES) SERVICES		0.200		0.200	0.200			0.200
				SUB-CLASSIFICATION TOTAL 05.3	147.592	421.011	0.000	568.603	283.017	285.586	0.000	568.603
05.4				Medicaments, Medical Equipment and Products								
	125.01	DRA	025	DRUG REGULATORY SERVICES	13.065	4.628		17.693	16.739	0.953		17.693
	136.01	JDWNRH	068	DIAGNOSTIC & CURATIVE (HOSPITALS & BHUS) SERVICES	930.612	83.060		1,013.672	944.313	69.359		1,013.672

IMF Code	AU	AU ABBR.	PR	NAME	EXPENDITURE				FINANCING			TOTAL
					CURRENT	CAPITAL	LENDING REPAY	TOTAL	RGOB	EXTERNAL		
										GRANT	LOAN	
	138.01	BHTF	068	DIAGNOSTIC & CURATIVE (HOSPITALS & BHUS) SERVICES	6.415	0.317		6.732	6.732			6.732
	208.01	MOH	068	DIAGNOSTIC & CURATIVE (HOSPITALS & BHUS) SERVICES	765.023	561.862		1,326.885	857.766	469.119		1,326.885
	401.01	C/kha	068	DIAGNOSTIC & CURATIVE (HOSPITALS & BHUS) SERVICES	69.485	21.473		90.958	85.135	5.823		90.958
	401.05	GWG:DAG	068	DIAGNOSTIC & CURATIVE (HOSPITALS & BHUS) SERVICES		0.804		0.804	0.804			0.804
	401.07	GWG:LKG	068	DIAGNOSTIC & CURATIVE (HOSPITALS & BHUS) SERVICES		0.230		0.230	0.230			0.230
	401.08	GWG:DUG	068	DIAGNOSTIC & CURATIVE (HOSPITALS & BHUS) SERVICES		0.297		0.297	0.297			0.297
	401.10	GWG:LGG	068	DIAGNOSTIC & CURATIVE (HOSPITALS & BHUS) SERVICES		0.357		0.357	0.357			0.357
	402.01	Haa	068	DIAGNOSTIC & CURATIVE (HOSPITALS & BHUS) SERVICES	20.048	12.678		32.725	32.710	0.015		32.725
	402.07	GWG:GYG	068	DIAGNOSTIC & CURATIVE (HOSPITALS & BHUS) SERVICES		0.789		0.789	0.789			0.789
	403.01	Paro	068	DIAGNOSTIC & CURATIVE (HOSPITALS & BHUS) SERVICES	57.618	14.482		72.100	72.080	0.020		72.100
	403.10	GWG:TSE	068	DIAGNOSTIC & CURATIVE (HOSPITALS & BHUS) SERVICES		1.419		1.419	1.419			1.419
	404.01	S/see	068	DIAGNOSTIC & CURATIVE (HOSPITALS & BHUS) SERVICES	88.424	16.190		104.614	99.610	5.004		104.614
	404.02	GWG:BARA	068	DIAGNOSTIC & CURATIVE (HOSPITALS & BHUS) SERVICES		0.700		0.700	0.700			0.700
	404.04	GWG:CHAR	068	DIAGNOSTIC & CURATIVE (HOSPITALS & BHUS) SERVICES		0.020		0.020	0.020			0.020
	404.05	GWG:CHEN	068	DIAGNOSTIC & CURATIVE (HOSPITALS & BHUS) SERVICES		0.269		0.269	0.050	0.219		0.269
	404.06	GWG:DEN	068	DIAGNOSTIC & CURATIVE (HOSPITALS & BHUS) SERVICES		0.357		0.357	0.357			0.357
	404.07	GWG:DOR	068	DIAGNOSTIC & CURATIVE (HOSPITALS & BHUS) SERVICES		0.489		0.489	0.489			0.489
	404.08	GWG:DUM	068	DIAGNOSTIC & CURATIVE (HOSPITALS & BHUS) SERVICES		0.099		0.099	0.099			0.099

IMF Code	AU	AU ABBR.	PR	NAME	EXPENDITURE				FINANCING			TOTAL
					CURRENT	CAPITAL	LENDING REPAY	TOTAL	RGOB	EXTERNAL		
										GRANT	LOAN	
	404.11	GWG:TEN	068	DIAGNOSTIC & CURATIVE (HOSPITALS & BHUS) SERVICES	0.164	0.164		0.164	0.164			0.164
	404.13	GWG:PUG	068	DIAGNOSTIC & CURATIVE (HOSPITALS & BHUS) SERVICES	2.747	2.747		2.747	2.747			2.747
	404.16	GWG:TAD	068	DIAGNOSTIC & CURATIVE (HOSPITALS & BHUS) SERVICES	0.048	0.048		0.048	0.048			0.048
	405.01	T/rang	068	DIAGNOSTIC & CURATIVE (HOSPITALS & BHUS) SERVICES	41.327	7.153		48.479	48.060	0.419		48.479
	406.01	Dagana	068	DIAGNOSTIC & CURATIVE (HOSPITALS & BHUS) SERVICES	50.621	6.844		57.465	57.052	0.413		57.465
	407.01	P/kha	068	DIAGNOSTIC & CURATIVE (HOSPITALS & BHUS) SERVICES	42.311	2.856		45.168	45.148	0.020		45.168
	407.05	GWG:KAB	068	DIAGNOSTIC & CURATIVE (HOSPITALS & BHUS) SERVICES		0.473		0.473	0.473			0.473
	407.06	GWG:LING	068	DIAGNOSTIC & CURATIVE (HOSPITALS & BHUS) SERVICES		0.059		0.059	0.059			0.059
	408.01	W/du	068	DIAGNOSTIC & CURATIVE (HOSPITALS & BHUS) SERVICES	52.911	24.035		76.947	64.453	12.493		76.947
	408.05	GWG:GANG	068	DIAGNOSTIC & CURATIVE (HOSPITALS & BHUS) SERVICES		0.013		0.013		0.013		0.013
	408.12	GWG:PHOBU	068	DIAGNOSTIC & CURATIVE (HOSPITALS & BHUS) SERVICES		0.096		0.096	0.096			0.096
	408.14	GWG:SEPHU	068	DIAGNOSTIC & CURATIVE (HOSPITALS & BHUS) SERVICES		0.425		0.425	0.425			0.425
	409.01	B/thang	068	DIAGNOSTIC & CURATIVE (HOSPITALS & BHUS) SERVICES	35.454	25.028		60.482	50.138	10.345		60.482
	409.05	GWG:URA	068	DIAGNOSTIC & CURATIVE (HOSPITALS & BHUS) SERVICES		1.000		1.000	1.000			1.000
	410.01	S/pang	068	DIAGNOSTIC & CURATIVE (HOSPITALS & BHUS) SERVICES	41.603	27.820		69.422	68.849	0.573		69.422
	410.02	GWG:SAMT	068	DIAGNOSTIC & CURATIVE (HOSPITALS & BHUS) SERVICES		0.540		0.540	0.540			0.540
	410.03	GWG:CHUZ	068	DIAGNOSTIC & CURATIVE (HOSPITALS & BHUS) SERVICES		1.700		1.700	0.300	1.400		1.700

IMF Code	AU	AU ABBR.	PR	NAME	EXPENDITURE				FINANCING			TOTAL
					CURRENT	CAPITAL	LENDING REPAY	TOTAL	RGOB	EXTERNAL		
										GRANT	LOAN	
	410.04	GWG:DG	068	DIAGNOSTIC & CURATIVE (HOSPITALS & BHUS) SERVICES	0.100	0.100		0.100	0.100			0.100
	410.05	GWG:CHU	068	DIAGNOSTIC & CURATIVE (HOSPITALS & BHUS) SERVICES	0.275	0.275		0.275	0.275			0.275
	410.06	GWG:TTHANG	068	DIAGNOSTIC & CURATIVE (HOSPITALS & BHUS) SERVICES	0.030	0.030		0.030	0.030			0.030
	410.07	GWG:GELE	068	DIAGNOSTIC & CURATIVE (HOSPITALS & BHUS) SERVICES	0.093	0.093		0.093	0.093			0.093
	410.08	GWG:GL	068	DIAGNOSTIC & CURATIVE (HOSPITALS & BHUS) SERVICES	0.371	0.371		0.371	0.371			0.371
	410.10	GWG:UML	068	DIAGNOSTIC & CURATIVE (HOSPITALS & BHUS) SERVICES	2.425	2.425		2.425	0.200	2.225	2.225	2.425
	410.13	GWG:SERZ	068	DIAGNOSTIC & CURATIVE (HOSPITALS & BHUS) SERVICES	0.550	0.550		0.550	0.550			0.550
	411.01	Z/gang	068	DIAGNOSTIC & CURATIVE (HOSPITALS & BHUS) SERVICES	54.735	21.752		76.487	76.057	0.431	0.431	76.487
	411.04	GWG:NANG	068	DIAGNOSTIC & CURATIVE (HOSPITALS & BHUS) SERVICES	0.060	0.060		0.060	0.060			0.060
	412.01	T/gsa	068	DIAGNOSTIC & CURATIVE (HOSPITALS & BHUS) SERVICES	31.320	25.390		56.710	39.634	17.076	17.076	56.710
	412.02	GWG:DTG	068	DIAGNOSTIC & CURATIVE (HOSPITALS & BHUS) SERVICES		1.372		1.372	1.372			1.372
	412.03	GWG:KPU	068	DIAGNOSTIC & CURATIVE (HOSPITALS & BHUS) SERVICES		0.134		0.134	0.134			0.134
	412.04	GWG:LGL	068	DIAGNOSTIC & CURATIVE (HOSPITALS & BHUS) SERVICES		0.704		0.704	0.704			0.704
	412.06	GWG:TGI	068	DIAGNOSTIC & CURATIVE (HOSPITALS & BHUS) SERVICES		0.039		0.039	0.039			0.039
	413.01	L/ise	068	DIAGNOSTIC & CURATIVE (HOSPITALS & BHUS) SERVICES	34.116	1.927		36.044	36.029	0.014	0.014	36.044
	413.05	GWG:KUR-GA	068	DIAGNOSTIC & CURATIVE (HOSPITALS & BHUS) SERVICES		0.701		0.701	0.701			0.701
	413.08	GWG:MIETSHO	068	DIAGNOSTIC & CURATIVE (HOSPITALS & BHUS) SERVICES		0.367		0.367	0.367			0.367
	414.01	M/gar	068	DIAGNOSTIC & CURATIVE (HOSPITALS & BHUS) SERVICES	34.701	21.109		55.810	49.322	6.489	6.489	55.810

IMF Code	AU	AU ABBR.	PR	NAME	EXPENDITURE				FINANCING			TOTAL
					CURRENT	CAPITAL	LENDING REPAY	TOTAL	RGOB	EXTERNAL		
										GRANT	LOAN	
	414.02	GWG-BALAM	068	DIAGNOSTIC & CURATIVE (HOSPITALS & BHUS) SERVICES		0.240		0.240	0.240			0.240
	414.03	GWG-CHALI	068	DIAGNOSTIC & CURATIVE (HOSPITALS & BHUS) SERVICES		0.060		0.060	0.060			0.060
	414.04	GWG-CHAS	068	DIAGNOSTIC & CURATIVE (HOSPITALS & BHUS) SERVICES		0.250		0.250	0.250			0.250
	414.05	GWG-DTSE	068	DIAGNOSTIC & CURATIVE (HOSPITALS & BHUS) SERVICES		3.260		3.260	3.260			3.260
	414.06	GWG-DIPONG	068	DIAGNOSTIC & CURATIVE (HOSPITALS & BHUS) SERVICES		0.199		0.199	0.199			0.199
	414.07	GWG-GONG	068	DIAGNOSTIC & CURATIVE (HOSPITALS & BHUS) SERVICES		0.500		0.500	0.500			0.500
	414.10	GWG-MONGGA	068	DIAGNOSTIC & CURATIVE (HOSPITALS & BHUS) SERVICES		0.884		0.884	0.884			0.884
	414.11	GWG-NGAT	068	DIAGNOSTIC & CURATIVE (HOSPITALS & BHUS) SERVICES		0.300		0.300	0.300			0.300
	414.16	GWG-TILING	068	DIAGNOSTIC & CURATIVE (HOSPITALS & BHUS) SERVICES		0.255		0.255	0.255			0.255
	414.18	GWG-NARANG	068	DIAGNOSTIC & CURATIVE (HOSPITALS & BHUS) SERVICES		0.050		0.050	0.050			0.050
	415.01	P/Gaishel	068	DIAGNOSTIC & CURATIVE (HOSPITALS & BHUS) SERVICES	47.471	6.715		54.186	53.639	0.547		54.186
	415.03	GWG-CHHIM	068	DIAGNOSTIC & CURATIVE (HOSPITALS & BHUS) SERVICES		0.298		0.298	0.298			0.298
	415.04	GWG-DUNG	068	DIAGNOSTIC & CURATIVE (HOSPITALS & BHUS) SERVICES		0.225		0.225	0.225			0.225
	415.06	GWG-SHUMER	068	DIAGNOSTIC & CURATIVE (HOSPITALS & BHUS) SERVICES		1.800		1.800	1.800			1.800
	416.01	S/longkhar	068	DIAGNOSTIC & CURATIVE (HOSPITALS & BHUS) SERVICES	34.648	22.059		56.706	50.897	5.809		56.706
	416.04	GWG-GOMDAR	068	DIAGNOSTIC & CURATIVE (HOSPITALS & BHUS) SERVICES		0.198		0.198	0.198			0.198
	416.08	GWG-MART	068	DIAGNOSTIC & CURATIVE (HOSPITALS & BHUS) SERVICES		0.300		0.300	0.300			0.300
	417.01	T/gang	068	DIAGNOSTIC & CURATIVE (HOSPITALS & BHUS) SERVICES	109.943	45.853		155.796	149.184	6.612		155.796

IMF Code	AU	AU ABBR.	PR	NAME	EXPENDITURE				FINANCING			TOTAL
					CURRENT	CAPITAL	LENDING REPAY	TOTAL	RGOB	EXTERNAL		
										GRANT	LOAN	
	417.03	GWG:PIDUNG	068	DIAGNOSTIC & CURATIVE (HOSPITALS & BHUS) SERVICES		0.100		0.100	0.100			0.100
	417.04	GWG:KLUNG	068	DIAGNOSTIC & CURATIVE (HOSPITALS & BHUS) SERVICES		0.500		0.500	0.500			0.500
	417.06	GWG:KLING	068	DIAGNOSTIC & CURATIVE (HOSPITALS & BHUS) SERVICES		0.250		0.250	0.250			0.250
	417.08	GWG:MERAK	068	DIAGNOSTIC & CURATIVE (HOSPITALS & BHUS) SERVICES		1.200		1.200	1.200			1.200
	417.09	GWG:YNEER	068	DIAGNOSTIC & CURATIVE (HOSPITALS & BHUS) SERVICES		0.026		0.026	0.026			0.026
	417.13	GWG:SIKHAR	068	DIAGNOSTIC & CURATIVE (HOSPITALS & BHUS) SERVICES		0.100		0.100	0.100			0.100
	417.14	GWG:SIPHU	068	DIAGNOSTIC & CURATIVE (HOSPITALS & BHUS) SERVICES		0.300		0.300	0.300			0.300
	418.01	T'phu	068	DIAGNOSTIC & CURATIVE (HOSPITALS & BHUS) SERVICES	14.530	3.198		17.728	17.648	0.080		17.728
	418.02	GWG:SOE	068	DIAGNOSTIC & CURATIVE (HOSPITALS & BHUS) SERVICES		0.050		0.050	0.050			0.050
	418.04	GWG:DAGALA	068	DIAGNOSTIC & CURATIVE (HOSPITALS & BHUS) SERVICES		2.309		2.309	2.309			2.309
	418.05	GWG:GAYNEY	068	DIAGNOSTIC & CURATIVE (HOSPITALS & BHUS) SERVICES		2.333		2.333	2.333			2.333
	418.06	GWG:KAWANG	068	DIAGNOSTIC & CURATIVE (HOSPITALS & BHUS) SERVICES		0.699		0.699	0.699			0.699
	418.08	GWG:MEWANG	068	DIAGNOSTIC & CURATIVE (HOSPITALS & BHUS) SERVICES		2.816		2.816	2.816			2.816
	418.09	GWG:NARO	068	DIAGNOSTIC & CURATIVE (HOSPITALS & BHUS) SERVICES		0.665		0.665	0.665			0.665
	419.01	Gasa	068	DIAGNOSTIC & CURATIVE (HOSPITALS & BHUS) SERVICES	11.297	10.591		21.888	20.295	1.593		21.888
	419.02	GWG:KHAME	068	DIAGNOSTIC & CURATIVE (HOSPITALS & BHUS) SERVICES		0.299		0.299	0.299			0.299
	419.05	GWG:LUNANA	068	DIAGNOSTIC & CURATIVE (HOSPITALS & BHUS) SERVICES		1.000		1.000	1.000			1.000
	420.01	T'Yangtse	068	DIAGNOSTIC & CURATIVE (HOSPITALS & BHUS) SERVICES	34.416	1.997		36.413	36.340	0.072		36.413

IMF Code	AU	AU ABBR.	PR	NAME	EXPENDITURE				FINANCING				TOTAL	
					CURRENT	CAPITAL	LENDING REPAY	TOTAL	RGOB	EXTERNAL		TOTAL		
										GRANT	LOAN			
	420.05	GWG:RAMJAR	068	DIAGNOSTIC & CURATIVE (HOSPITALS & BHUS) SERVICES		1.500		1.500	1.500					1.500
	420.06	GWG:TOETS	068	DIAGNOSTIC & CURATIVE (HOSPITALS & BHUS) SERVICES		0.200		0.200	0.200					0.200
	420.08	GWG:YLLANG	068	DIAGNOSTIC & CURATIVE (HOSPITALS & BHUS) SERVICES		0.050		0.050	0.050					0.050
				SUB-CLASSIFICATION TOTAL 05.4	2,622.094	1,012.548	0.000	3,634.643	3,017.505	617.138	0.000	617.138	0.000	3,634.643
05.6				Health Affairs and Services N.E.C										
	208.01	MOH	067	HEALTH POLICY DIRECTION SERVICES	66.596	81.536		148.132	133.949	14.183		14.183		148.132
	415.01	P/Gatshel	080	HEALTH MANAGEMENT SERVICES	1.002			1.002	1.002					1.002
	420.02	GWG:BLING	080	HEALTH MANAGEMENT SERVICES		2.369		2.369	2.369					2.369
	420.04	GWG:KDANG	080	HEALTH MANAGEMENT SERVICES		1.755		1.755	1.755					1.755
	420.06	GWG:TOETS	080	HEALTH MANAGEMENT SERVICES		0.460		0.460	0.460					0.460
	420.07	GWG:TSHANG	080	HEALTH MANAGEMENT SERVICES		1.210		1.210	1.210					1.210
	420.08	GWG:YLLANG	080	HEALTH MANAGEMENT SERVICES		0.711		0.711	0.711					0.711
	420.09	GWG:YANGT	080	HEALTH MANAGEMENT SERVICES		0.135		0.135	0.135					0.135
				SUB-CLASSIFICATION TOTAL 05.6	67.598	88.176	0.000	155.775	141.592	14.183	0.000	14.183	0.000	155.775
06.1				Social Security Affairs and Services										
	205.01	MEA	094	CONSUMER PROTECTION SERVICES	6.963	4.537		11.500	11.500					11.500
	205.01	MEA	096	INTELLECTUAL PROTECTION SERVICES	2.263	1.036		3.299	3.299					3.299
				SUB-CLASSIFICATION TOTAL 06.1	9.226	5.573	0.000	14.799	14.799	0.000	0.000	0.000	0.000	14.799
06.2				Welfare Affairs and Services										
	135.01	CSOA	095	CIVIL SOCIETY SERVICES	3.136	1.359		4.494	2.606	1.889		1.889		4.494
				SUB-CLASSIFICATION TOTAL 06.2	3.136	1.359	0.000	4.494	2.606	1.889	0.000	1.889	0.000	4.494
07.1				Housing and Community Development										
	206.01	MWHS	054	WORKS & HUMAN SETTLEMENT POLICY DIRECTION SERVICES	43.386	96.738		140.124	51.460					140.124

IMF Code	AU	AU ABBR.	PR	NAME	EXPENDITURE				FINANCING				TOTAL
					CURRENT	CAPITAL	LENDING REPAY	TOTAL	RGOB	EXTERNAL		TOTAL	
										GRANT	LOAN		
	206.01	MWHS	092	URBAN PLANNING AND DEVELOPMENT SERVICES	22.862	19.245		42.107	41.931			0.176	42.107
07.5				SUB-CLASSIFICATION TOTAL 07.1 Housing and Community Amenity Affairs & Services N.E.C	66.248	115.983	0.000	182.231	93.391	0.000	0.000	88.840	182.231
	137.01	CDA	059	CONSTRUCTION DEVELOPMENT SERVICES	12.430	8.425		20.855	20.855				20.855
	206.01	MWHS	091	ENGINEERING SERVICES	43.599	705.409		749.008	379.768		126.665	369.240	749.008
	401.01	C/kha	056	URBAN INFRASTRUCTURE DEVELOPMENT & SUSPENSION BRIDGE SERVICES	14.955	10.491		25.446	23.404		2.043	2.043	25.446
	402.01	Haa	056	URBAN INFRASTRUCTURE DEVELOPMENT & SUSPENSION BRIDGE SERVICES	11.326	41.011		52.337	23.134		29.202	29.202	52.337
	403.01	Paro	056	URBAN INFRASTRUCTURE DEVELOPMENT & SUSPENSION BRIDGE SERVICES	24.955	22.143		47.098	43.003		4.096	4.096	47.098
	404.01	S/tse	056	URBAN INFRASTRUCTURE DEVELOPMENT & SUSPENSION BRIDGE SERVICES	24.236	47.211		71.446	50.045		21.401	21.401	71.446
	404.13	GWG:PUG	056	URBAN INFRASTRUCTURE DEVELOPMENT & SUSPENSION BRIDGE SERVICES		2.500		2.500	2.500				2.500
	405.01	T/rang	056	URBAN INFRASTRUCTURE DEVELOPMENT & SUSPENSION BRIDGE SERVICES	17.520	34.475		51.995	38.275		13.720	13.720	51.995
	406.01	Dagana	056	URBAN INFRASTRUCTURE DEVELOPMENT & SUSPENSION BRIDGE SERVICES	12.187	97.859		110.047	98.088		11.959	11.959	110.047
	406.08	GWG:LAJA	056	URBAN INFRASTRUCTURE DEVELOPMENT & SUSPENSION BRIDGE SERVICES		1.500		1.500	1.500				1.500
	406.15	GWG:NICHU	056	URBAN INFRASTRUCTURE DEVELOPMENT & SUSPENSION BRIDGE SERVICES		0.603		0.603	0.603				0.603
	407.01	P/kha	056	URBAN INFRASTRUCTURE DEVELOPMENT & SUSPENSION BRIDGE SERVICES	17.709	29.764		47.473	25.407		22.066	22.066	47.473
	408.01	W/due	056	URBAN INFRASTRUCTURE DEVELOPMENT & SUSPENSION BRIDGE SERVICES	29.026	21.517		50.542	44.347		6.195	6.195	50.542
	408.03	GWG:DAN	056	URBAN INFRASTRUCTURE DEVELOPMENT & SUSPENSION BRIDGE SERVICES		0.150		0.150	0.150				0.150
	408.15	GWG:ATHANG	056	URBAN INFRASTRUCTURE DEVELOPMENT & SUSPENSION BRIDGE SERVICES		0.050		0.050	0.050				0.050

IMF Code	AU	AU ABBR.	PR	NAME	EXPENDITURE				FINANCING			TOTAL
					CURRENT	CAPITAL	LENDING REPAY	TOTAL	RGOB	EXTERNAL		
										GRANT	LOAN	
	408.16	GWG:THEDT	056	URBAN INFRAS TRUCTURE DEVELOPMENT & SUSPENSION BRIDGE SERVICES		0.798		0.798	0.798			0.798
	409.01	B/thang	056	URBAN INFRAS TRUCTURE DEVELOPMENT & SUSPENSION BRIDGE SERVICES	11.570	64.251		75.820	21.502	54.318		75.820
	409.04	GWG:TANG	056	URBAN INFRAS TRUCTURE DEVELOPMENT & SUSPENSION BRIDGE SERVICES		5.421		5.421	4.550	0.871		5.421
	410.01	S/pang	056	URBAN INFRAS TRUCTURE DEVELOPMENT & SUSPENSION BRIDGE SERVICES	13.585	94.374		107.959	104.798	3.161		107.959
	410.02	GWG:SAMT	056	URBAN INFRAS TRUCTURE DEVELOPMENT & SUSPENSION BRIDGE SERVICES		0.046		0.046	0.046			0.046
	410.12	GWG:SAR	056	URBAN INFRAS TRUCTURE DEVELOPMENT & SUSPENSION BRIDGE SERVICES		4.278		4.278		4.278		4.278
	411.01	Z/gang	056	URBAN INFRAS TRUCTURE DEVELOPMENT & SUSPENSION BRIDGE SERVICES	13.642	15.195		28.837	26.800	2.037		28.837
	412.01	T/gsa	056	URBAN INFRAS TRUCTURE DEVELOPMENT & SUSPENSION BRIDGE SERVICES	10.195	41.806		52.001	39.253	12.748		52.001
	412.03	GWG:KPU	056	URBAN INFRAS TRUCTURE DEVELOPMENT & SUSPENSION BRIDGE SERVICES		1.818		1.818	1.818			1.818
	412.05	GWG:NUBI	056	URBAN INFRAS TRUCTURE DEVELOPMENT & SUSPENSION BRIDGE SERVICES		0.086		0.086	0.086			0.086
	412.06	GWG:TGI	056	URBAN INFRAS TRUCTURE DEVELOPMENT & SUSPENSION BRIDGE SERVICES		0.056		0.056	0.056			0.056
	413.01	L/ise	056	URBAN INFRAS TRUCTURE DEVELOPMENT & SUSPENSION BRIDGE SERVICES	12.544	26.416		38.960	18.582	20.379		38.960
	414.01	M/gar	056	URBAN INFRAS TRUCTURE DEVELOPMENT & SUSPENSION BRIDGE SERVICES	22.856	36.669		59.525	40.594	18.932		59.525
	415.01	P/Gatshel	056	URBAN INFRAS TRUCTURE DEVELOPMENT & SUSPENSION BRIDGE SERVICES	10.512	7.493		18.006	14.013	3.993		18.006
	416.01	S/longkhar	056	URBAN INFRAS TRUCTURE DEVELOPMENT & SUSPENSION BRIDGE SERVICES	13.420	56.213		69.633	60.120	9.513		69.633
	416.05	GWG:W/PHU	056	URBAN INFRAS TRUCTURE DEVELOPMENT & SUSPENSION BRIDGE SERVICES		0.200		0.200	0.200			0.200
	416.06	GWG:L/PHU	056	URBAN INFRAS TRUCTURE DEVELOPMENT & SUSPENSION BRIDGE SERVICES		0.400		0.400	0.400			0.400

IMF Code	AU	AU ABBR.	PR	NAME	EXPENDITURE				FINANCING			TOTAL
					CURRENT	CAPITAL	LENDING REPAY	TOTAL	RGOB	EXTERNAL		
										GRANT	LOAN	
	416.07	GWG:LAURI	056	URBAN INFRASTRUCTURE DEVELOPMENT & SUSPENSION BRIDGE SERVICES		11.060		11.060		11.060		11.060
	416.11	GWG:SG	056	URBAN INFRASTRUCTURE DEVELOPMENT & SUSPENSION BRIDGE SERVICES		0.300		0.300		0.300		0.300
	417.01	T'gang	056	URBAN INFRASTRUCTURE DEVELOPMENT & SUSPENSION BRIDGE SERVICES	29.833	73.162		102.996	80.317	22.679		22.679
	417.06	GWG:KLING	056	URBAN INFRASTRUCTURE DEVELOPMENT & SUSPENSION BRIDGE SERVICES		0.200		0.200	0.200			0.200
	417.11	GWG:RADHI	056	URBAN INFRASTRUCTURE DEVELOPMENT & SUSPENSION BRIDGE SERVICES		1.500		1.500	1.500			1.500
	417.12	GWG:SAKTEN	056	URBAN INFRASTRUCTURE DEVELOPMENT & SUSPENSION BRIDGE SERVICES		0.600		0.600		0.600		0.600
	418.01	T'phu	026	ENGINEERING CELL	11.304	11.849		23.152	23.152			23.152
	419.01	Gasas	056	URBAN INFRASTRUCTURE DEVELOPMENT & SUSPENSION BRIDGE SERVICES	6.296	26.109		32.404	27.358	5.046		5.046
	420.01	T'yangtse	056	URBAN INFRASTRUCTURE DEVELOPMENT & SUSPENSION BRIDGE SERVICES	14.805	42.529		57.334	54.290	3.044		3.044
	420.02	GWG:BLING	056	URBAN INFRASTRUCTURE DEVELOPMENT & SUSPENSION BRIDGE SERVICES		3.000		3.000	3.000			3.000
				SUB-CLASSIFICATION TOTAL	378.504	1,548.940	0.000	1,927.444	1,274.862	525.917	126.665	652.582
08				Recreation, Culture & Religion Affairs & Services								
	105.01	CRA	004	RELIGIOUS SERVICES	635.466	250.015		885.481	783.518	101.963		101.963
	201.01	MHCA	033	RELIGION & CULTURAL SERVICES	120.707	655.032		775.739	310.322	465.416		465.416
	401.01	C'kha	033	RELIGION & CULTURAL SERVICES	2.950	20.699		23.649	23.649			23.649
	401.02	GWG:SPS	033	RELIGION & CULTURAL SERVICES		0.150		0.150	0.150			0.150
	401.03	GWG:BOG	033	RELIGION & CULTURAL SERVICES		1.406		1.406	1.406			1.406
	401.04	GWG:CHG	033	RELIGION & CULTURAL SERVICES		1.975		1.975	1.975			1.975
	401.05	GWG:DAG	033	RELIGION & CULTURAL SERVICES		1.930		1.930	1.930			1.930
	401.06	GWG:GTG	033	RELIGION & CULTURAL SERVICES		2.450		2.450	2.450			2.450
	401.07	GWG:LKG	033	RELIGION & CULTURAL SERVICES		3.270		3.270	3.270			3.270
	401.08	GWG:DUG	033	RELIGION & CULTURAL SERVICES		1.891		1.891	1.891			1.891

IMF Code	AU	AU ABBR.	PR	NAME	EXPENDITURE				FINANCING			TOTAL
					CURRENT	CAPITAL	LENDING REPAY	TOTAL	RGOB	EXTERNAL		
										GRANT	LOAN	
	401.09	GWG:GLG	033	RELIGION & CULTURAL SERVICES		2.128		2.128	2.128			2.128
	401.10	GWG:LGG	033	RELIGION & CULTURAL SERVICES		0.100		0.100	0.100			0.100
	401.11	GWG:MKG	033	RELIGION & CULTURAL SERVICES		0.426		0.426	0.426			0.426
	401.12	GWG:PLG	033	RELIGION & CULTURAL SERVICES		1.200		1.200	1.200			1.200
	402.01	Haa	033	RELIGION & CULTURAL SERVICES	3.384	38.055		41.440	41.440			41.440
	402.02	GWG:BJE	033	RELIGION & CULTURAL SERVICES		3.306		3.306	3.306			3.306
	402.03	GWG:KSH	033	RELIGION & CULTURAL SERVICES		0.566		0.566	0.566			0.566
	402.04	GWG:SBY	033	RELIGION & CULTURAL SERVICES		2.182		2.182	2.182			2.182
	402.06	GWG:USE	033	RELIGION & CULTURAL SERVICES		2.440		2.440	2.440			2.440
	402.07	GWG:GYG	033	RELIGION & CULTURAL SERVICES		2.340		2.340	2.340			2.340
	403.01	Paro	033	RELIGION & CULTURAL SERVICES	4.974	21.193		26.167	26.167			26.167
	403.02	GWG:DOB	033	RELIGION & CULTURAL SERVICES		0.519		0.519	0.519			0.519
	403.03	GWG:DOG	033	RELIGION & CULTURAL SERVICES		0.940		0.940	0.940			0.940
	403.04	GWG:DOT	033	RELIGION & CULTURAL SERVICES		0.611		0.611	0.611			0.611
	403.05	GWG:HOR	033	RELIGION & CULTURAL SERVICES		0.386		0.386	0.386			0.386
	403.06	GWG:LAN	033	RELIGION & CULTURAL SERVICES		0.691		0.691	0.691			0.691
	403.07	GWG:LUN	033	RELIGION & CULTURAL SERVICES		0.531		0.531	0.531			0.531
	403.08	GWG:NAJ	033	RELIGION & CULTURAL SERVICES		2.750		2.750	2.750			2.750
	403.09	GWG:SHA	033	RELIGION & CULTURAL SERVICES		1.544		1.544	1.544			1.544
	403.10	GWG:TSE	033	RELIGION & CULTURAL SERVICES		1.110		1.110	1.110			1.110
	403.11	GWG:WAN	033	RELIGION & CULTURAL SERVICES		0.400		0.400	0.400			0.400
	404.01	S/lse	033	RELIGION & CULTURAL SERVICES	1.572	29.464		31.037	31.037			31.037
	404.05	GWG:CHEN	033	RELIGION & CULTURAL SERVICES		0.150		0.150	0.150			0.150
	404.06	GWG:DEN	033	RELIGION & CULTURAL SERVICES		4.017		4.017	4.017			4.017
	404.07	GWG:DOR	033	RELIGION & CULTURAL SERVICES		2.989		2.989	2.989			2.989
	404.08	GWG:DUM	033	RELIGION & CULTURAL SERVICES		3.190		3.190	3.190			3.190
	404.09	GWG:GHU	033	RELIGION & CULTURAL SERVICES		1.000		1.000	1.000			1.000

IMF Code	AU	AU ABBR.	PR	NAME	EXPENDITURE				FINANCING			TOTAL
					CURRENT	CAPITAL	LENDING REPAY	TOTAL	RGOB	EXTERNAL		
										GRANT	LOAN	
404.11	GWG:TEN	033	RELIGION & CULTURAL SERVICES		0.229		0.229	0.229			0.229	
404.12	GWG:NAINI	033	RELIGION & CULTURAL SERVICES		0.383		0.383	0.383			0.383	
404.13	GWG:PUG	033	RELIGION & CULTURAL SERVICES		2.154		2.154	2.154			2.154	
404.14	GWG:SAM	033	RELIGION & CULTURAL SERVICES		0.299		0.299	0.299			0.299	
404.15	GWG:SIP	033	RELIGION & CULTURAL SERVICES		0.544		0.544	0.544			0.544	
404.16	GWG:TAD	033	RELIGION & CULTURAL SERVICES		1.874		1.874	1.874			1.874	
405.01	T/rang	004	RELIGIOUS SERVICES	2.610	19.913		22.524	22.524			22.524	
405.02	GWG:BEG	033	RELIGION & CULTURAL SERVICES		1.457		1.457	1.457			1.457	
405.03	GWG:DUG	033	RELIGION & CULTURAL SERVICES		2.401		2.401	2.401			2.401	
405.04	GWG:BAG	033	RELIGION & CULTURAL SERVICES		0.200		0.200	0.200			0.200	
405.06	GWG:RAG	033	RELIGION & CULTURAL SERVICES		0.099		0.099	0.099			0.099	
405.07	GWG:KIG	033	RELIGION & CULTURAL SERVICES		2.325		2.325	2.325			2.325	
405.08	GWG:MEG	033	RELIGION & CULTURAL SERVICES		1.560		1.560	1.560			1.560	
405.09	GWG:PAT	033	RELIGION & CULTURAL SERVICES		3.121		3.121	3.121			3.121	
405.10	GWG:PGC	033	RELIGION & CULTURAL SERVICES		1.528		1.528	1.528			1.528	
405.11	GWG:SHG	033	RELIGION & CULTURAL SERVICES		1.848		1.848	1.848			1.848	
405.12	GWG:TSG	033	RELIGION & CULTURAL SERVICES		0.447		0.447	0.447			0.447	
405.13	GWG:TGR	033	RELIGION & CULTURAL SERVICES		3.947		3.947	3.947			3.947	
406.01	Dagana	033	RELIGION & CULTURAL SERVICES	2.470	22.277		24.747	24.747			24.747	
406.02	GWG:DOR	033	RELIGION & CULTURAL SERVICES		2.983		2.983	2.983			2.983	
406.03	GWG:DRU	033	RELIGION & CULTURAL SERVICES		2.275		2.275	2.275			2.275	
406.04	GWG:GESAR	033	RELIGION & CULTURAL SERVICES		2.000		2.000	2.000			2.000	
406.05	GWG:GOSH	033	RELIGION & CULTURAL SERVICES		2.220		2.220	2.220			2.220	
406.07	GWG:KHEBI	033	RELIGION & CULTURAL SERVICES		4.400		4.400	4.400			4.400	
406.08	GWG:LAJA	033	RELIGION & CULTURAL SERVICES		3.100		3.100	3.100			3.100	
406.10	GWG:T/GANG	033	RELIGION & CULTURAL SERVICES		0.150		0.150	0.150			0.150	
406.11	GWG:TIKHA	033	RELIGION & CULTURAL SERVICES		2.363		2.363	2.363			2.363	

IMF Code	AU	AU ABBR.	PR	NAME	EXPENDITURE				FINANCING			TOTAL
					CURRENT	CAPITAL	LENDING REPAY	TOTAL	RGOB	EXTERNAL		
										GRANT	LOAN	
406.12	GWG:TEZA		033	RELIGION & CULTURAL SERVICES		1,225		1,225	1,225			1,225
406.13	GWG:DEO		033	RELIGION & CULTURAL SERVICES		1,200		1,200	1,200			1,200
407.01	P/kha		033	RELIGION & CULTURAL SERVICES	5,046			44,523	44,523			44,523
407.02	GWG:CHHU		033	RELIGION & CULTURAL SERVICES		0,592		0,592	0,592			0,592
407.03	GWG:GOEN		033	RELIGION & CULTURAL SERVICES		1,099		1,099	1,099			1,099
407.04	GWG:GUMA		033	RELIGION & CULTURAL SERVICES		0,800		0,800	0,800			0,800
407.05	GWG:KAB		033	RELIGION & CULTURAL SERVICES		0,300		0,300	0,300			0,300
407.06	GWG:LING		033	RELIGION & CULTURAL SERVICES		0,510		0,510	0,510			0,510
407.07	GWG:SHE		033	RELIGION & CULTURAL SERVICES		0,300		0,300	0,300			0,300
407.08	GWG:TALO		033	RELIGION & CULTURAL SERVICES		0,749		0,749	0,749			0,749
407.09	GWG:TEO		033	RELIGION & CULTURAL SERVICES		0,380		0,380	0,380			0,380
407.10	GWG:ZOMI		033	RELIGION & CULTURAL SERVICES		1,501		1,501	1,501			1,501
407.11	GWG:BAAP		033	RELIGION & CULTURAL SERVICES		0,300		0,300	0,300			0,300
407.12	GWG:TOEP		033	RELIGION & CULTURAL SERVICES		0,300		0,300	0,300			0,300
408.01	W/due		033	RELIGION & CULTURAL SERVICES	3,227			33,664	33,664			33,664
408.02	GWG:BJE		033	RELIGION & CULTURAL SERVICES		2,654		2,654	2,654			2,654
408.03	GWG:DAN		033	RELIGION & CULTURAL SERVICES		0,400		0,400	0,400			0,400
408.04	GWG:DAGA		033	RELIGION & CULTURAL SERVICES		1,995		1,995	1,995			1,995
408.05	GWG:GANG		033	RELIGION & CULTURAL SERVICES		0,843		0,843	0,843			0,843
408.06	GWG:GASEG		033	RELIGION & CULTURAL SERVICES		0,300		0,300	0,300			0,300
408.07	GWG:GASEW		033	RELIGION & CULTURAL SERVICES		1,923		1,923	1,923			1,923
408.08	GWG:KAZHI		033	RELIGION & CULTURAL SERVICES		0,100		0,100	0,100			0,100
408.09	GWG:NAHI		033	RELIGION & CULTURAL SERVICES		0,450		0,450	0,450			0,450
408.10	GWG:NYISHO		033	RELIGION & CULTURAL SERVICES		1,744		1,744	0,150	1,594	1,594	1,744
408.13	GWG:RUEP		033	RELIGION & CULTURAL SERVICES		0,700		0,700	0,700			0,700
408.14	GWG:SEPHU		033	RELIGION & CULTURAL SERVICES		0,375		0,375	0,375			0,375
408.15	GWG:ATHANG		033	RELIGION & CULTURAL SERVICES		0,797		0,797	0,797			0,797

IMF Code	AU	AU ABBR.	PR	NAME	EXPENDITURE				FINANCING			TOTAL
					CURRENT	CAPITAL	LENDING REPAY	TOTAL	RGOB	EXTERNAL		
										GRANT	LOAN	
408.16	GWG:THEDT		033	RELIGION & CULTURAL SERVICES		1.416		1.416	1.416			1.416
409.01	B/thang		033	RELIGION & CULTURAL SERVICES	3.532	32.716		36.248	35.988	0.260		36.248
409.02	GWG:CHHOEK		033	RELIGION & CULTURAL SERVICES		2.750		2.750	2.750			2.750
409.03	GWG:CHHUME		033	RELIGION & CULTURAL SERVICES		1.485		1.485	1.485			1.485
409.05	GWG:URA		033	RELIGION & CULTURAL SERVICES		2.370		2.370	2.370			2.370
410.01	S/ang		033	RELIGION & CULTURAL SERVICES	2.538	20.004		22.542	22.542			22.542
410.02	GWG:SAMT		033	RELIGION & CULTURAL SERVICES		2.044		2.044	2.044			2.044
410.03	GWG:CHUZ		033	RELIGION & CULTURAL SERVICES		1.457		1.457	1.457			1.457
410.04	GWG:DG		033	RELIGION & CULTURAL SERVICES		0.579		0.579	0.579			0.579
410.05	GWG:CHU		033	RELIGION & CULTURAL SERVICES		0.300		0.300	0.300			0.300
410.06	GWG:TTHANG		033	RELIGION & CULTURAL SERVICES		0.440		0.440	0.440			0.440
410.09	GWG:JIG		033	RELIGION & CULTURAL SERVICES		1.000		1.000	1.000			1.000
410.12	GWG:SAR		033	RELIGION & CULTURAL SERVICES		0.196		0.196	0.196			0.196
410.13	GWG:SERZ		033	RELIGION & CULTURAL SERVICES		2.370		2.370	2.370			2.370
411.01	Z/gang		033	RELIGION & CULTURAL SERVICES	4.305	14.794		19.098	19.098			19.098
411.02	GWG:BARDO		033	RELIGION & CULTURAL SERVICES		8.000		8.000	8.000			8.000
411.03	GWG:BJOKA		033	RELIGION & CULTURAL SERVICES		0.171		0.171	0.171			0.171
411.04	GWG:NANG		033	RELIGION & CULTURAL SERVICES		0.320		0.320	0.320			0.320
411.05	GWG:NGANG		033	RELIGION & CULTURAL SERVICES		1.527		1.527	1.527			1.527
411.06	GWG:PHANG		033	RELIGION & CULTURAL SERVICES		1.200		1.200	1.200			1.200
411.07	GWG:SIKHAR		033	RELIGION & CULTURAL SERVICES		1.800		1.800	1.800			1.800
411.08	GWG:TRONG		033	RELIGION & CULTURAL SERVICES		5.118		5.118	5.118			5.118
411.09	GWG:G/SHIN		033	RELIGION & CULTURAL SERVICES		0.100		0.100	0.100			0.100
412.01	T/isa		033	RELIGION & CULTURAL SERVICES	3.391	19.905		23.296	20.296	3.000		23.296
412.02	GWG:DTG		033	RELIGION & CULTURAL SERVICES		1.969		1.969	1.969			1.969
412.03	GWG:KPU		033	RELIGION & CULTURAL SERVICES		0.482		0.482	0.482			0.482
412.04	GWG:LGL		033	RELIGION & CULTURAL SERVICES		2.014		2.014	2.014			2.014

IMF Code	AU	AU ABBR.	PR	NAME	EXPENDITURE				FINANCING			TOTAL
					CURRENT	CAPITAL	LENDING REPAY	TOTAL	RGOB	EXTERNAL		
										GRANT	LOAN	
412.05	GWG:NUBI	033	RELIGION & CULTURAL SERVICES		3.051		3.051	3.051				3.051
412.06	GWG:TGI	033	RELIGION & CULTURAL SERVICES		1.632		1.632	1.632				1.632
413.01	L/ise	033	RELIGION & CULTURAL SERVICES	2.780		34.844		37.624				37.624
413.02	GWG:GANG	033	RELIGION & CULTURAL SERVICES		3.581		3.581	3.581				3.581
413.03	GWG:JAREY	033	RELIGION & CULTURAL SERVICES		1.300		1.300	1.300				1.300
413.04	GWG:KHO	033	RELIGION & CULTURAL SERVICES		1.260		1.260	1.260				1.260
413.05	GWG:KUR-GA	033	RELIGION & CULTURAL SERVICES		3.271		3.271	3.271				3.271
413.07	GWG:MINBI	033	RELIGION & CULTURAL SERVICES		1.115		1.115	1.115				1.115
413.08	GWG:METSHO	033	RELIGION & CULTURAL SERVICES		4.151		4.151	4.151				4.151
413.09	GWG:TGA	033	RELIGION & CULTURAL SERVICES		0.869		0.869	0.869				0.869
414.01	M/gar	033	RELIGION & CULTURAL SERVICES	2.714	65.718		68.432	66.032	2.400		2.400	68.432
414.02	GWG:BALAM	033	RELIGION & CULTURAL SERVICES		0.800		0.800	0.800				0.800
414.03	GWG:CHALI	033	RELIGION & CULTURAL SERVICES		0.500		0.500	0.500				0.500
414.04	GWG:CHAS	033	RELIGION & CULTURAL SERVICES		3.500		3.500	3.500				3.500
414.05	GWG:DTSE	033	RELIGION & CULTURAL SERVICES		1.600		1.600	1.600				1.600
414.06	GWG:DIPONG	033	RELIGION & CULTURAL SERVICES		2.748		2.748	2.748				2.748
414.07	GWG:GONG	033	RELIGION & CULTURAL SERVICES		0.060		0.060	0.060				0.060
414.09	GWG:K/KHAR	033	RELIGION & CULTURAL SERVICES		3.099		3.099	3.099				3.099
414.10	GWG:MONGGA	033	RELIGION & CULTURAL SERVICES		4.500		4.500	4.500				4.500
414.11	GWG:NGAT	033	RELIGION & CULTURAL SERVICES		1.586		1.586	1.586				1.586
414.12	GWG:SALENG	033	RELIGION & CULTURAL SERVICES		1.550		1.550	1.550				1.550
414.13	GWG:SHER	033	RELIGION & CULTURAL SERVICES		1.225		1.225	1.225				1.225
414.14	GWG:SILAM	033	RELIGION & CULTURAL SERVICES		0.540		0.540	0.540				0.540
414.15	GWG:TRONG	033	RELIGION & CULTURAL SERVICES		1.800		1.800	1.800				1.800
414.17	GWG:TIMANG	033	RELIGION & CULTURAL SERVICES		0.400		0.400	0.400				0.400
414.18	GWG:NARANG	033	RELIGION & CULTURAL SERVICES		2.000		2.000	2.000				2.000
415.01	P/Gatshel	033	RELIGION & CULTURAL SERVICES	3.028	61.699		64.728	64.728				64.728

IMF Code	AU	AU ABBR.	PR	NAME	EXPENDITURE				FINANCING				
					CURRENT	CAPITAL	LENDING REPAY	TOTAL	RGOB	EXTERNAL		TOTAL	
										GRANT	LOAN		
415.02	GWG:CHONG		033	RELIGION & CULTURAL SERVICES		0.988		0.988	0.988				0.988
415.03	GWG:CHHIM		033	RELIGION & CULTURAL SERVICES		2.476		2.476	2.476				2.476
415.04	GWG:DUNG		033	RELIGION & CULTURAL SERVICES		0.917		0.917	0.917				0.917
415.05	GWG:KHAR		033	RELIGION & CULTURAL SERVICES		0.204		0.204	0.204				0.204
415.06	GWG:SHUMER		033	RELIGION & CULTURAL SERVICES		5.922		5.922	5.922				5.922
415.07	GWG:YUR		033	RELIGION & CULTURAL SERVICES		1.450		1.450	1.450				1.450
415.08	GWG:ZOB		033	RELIGION & CULTURAL SERVICES		1.565		1.565	1.565				1.565
415.09	GWG:DILING		033	RELIGION & CULTURAL SERVICES		1.688		1.688	1.688				1.688
415.10	GWG:NORB		033	RELIGION & CULTURAL SERVICES		1.347		1.347	1.347				1.347
415.11	GWG:NANONG		033	RELIGION & CULTURAL SERVICES		1.300		1.300	1.300				1.300
415.12	GWG:CLING		033	RELIGION & CULTURAL SERVICES		0.751		0.751	0.751				0.751
416.01	S/Jongkhar		033	RELIGION & CULTURAL SERVICES	2.427	11.629		14.056	14.056				14.056
416.02	GWG:PTHANG		033	RELIGION & CULTURAL SERVICES		1.428		1.428	1.428				1.428
416.03	GWG:PTHANG		033	RELIGION & CULTURAL SERVICES		0.100		0.100	0.100				0.100
416.04	GWG:GOMDAR		033	RELIGION & CULTURAL SERVICES		3.500		3.500	3.500				3.500
416.06	GWG:LPHU		033	RELIGION & CULTURAL SERVICES		1.013		1.013	1.013				1.013
416.08	GWG:MART		033	RELIGION & CULTURAL SERVICES		1.605		1.605	1.605				1.605
416.09	GWG:DEO		033	RELIGION & CULTURAL SERVICES		1.204		1.204	1.204				1.204
416.10	GWG:ORONG		033	RELIGION & CULTURAL SERVICES		1.202		1.202	1.202				1.202
416.12	GWG:SERTHI		033	RELIGION & CULTURAL SERVICES		0.500		0.500	0.500				0.500
417.01	T'gang		033	RELIGION & CULTURAL SERVICES	4.122	28.984		33.106	33.106				33.106
417.02	GWG:BAR		033	RELIGION & CULTURAL SERVICES		1.500		1.500	1.500				1.500
417.03	GWG:PIDUNG		033	RELIGION & CULTURAL SERVICES		1.100		1.100	1.100				1.100
417.04	GWG:KLUNG		033	RELIGION & CULTURAL SERVICES		3.500		3.500	3.500				3.500
417.06	GWG:KLING		033	RELIGION & CULTURAL SERVICES		3.082		3.082	3.082	0.082		0.082	3.082
417.07	GWG:LUMANG		033	RELIGION & CULTURAL SERVICES		4.805		4.805	4.805				4.805
417.08	GWG:MERAK		033	RELIGION & CULTURAL SERVICES		5.517		5.517	5.517				5.517

IMF Code	AU	AU ABBR.	PR	NAME	EXPENDITURE				FINANCING			TOTAL
					CURRENT	CAPITAL	LENDING REPAY	TOTAL	RGOB	EXTERNAL		
										GRANT	LOAN	
417.09	GWG:YNEER	033	RELIGION & CULTURAL SERVICES		2.000		2.000	2.000			2.000	
417.10	GWG:PMEY	033	RELIGION & CULTURAL SERVICES		2.500		2.500	2.500			2.500	
417.11	GWG:RADHI	033	RELIGION & CULTURAL SERVICES		4.500		4.500	4.500			4.500	
417.12	GWG:SAKTEN	033	RELIGION & CULTURAL SERVICES		2.500		2.500	2.500			2.500	
417.13	GWG:SIKHAR	033	RELIGION & CULTURAL SERVICES		2.950		2.950	2.950			2.950	
417.14	GWG:SIPHU	033	RELIGION & CULTURAL SERVICES		5.290		5.290	5.290			5.290	
417.15	GWG:TSHING	033	RELIGION & CULTURAL SERVICES		1.600		1.600	1.600			1.600	
417.16	GWG:UZU	033	RELIGION & CULTURAL SERVICES		0.400		0.400	0.400			0.400	
418.01	Tphu	033	RELIGION & CULTURAL SERVICES	0.357	16.674		17.030	17.030			17.030	
418.02	GWG:SOE	033	RELIGION & CULTURAL SERVICES		0.211		0.211	0.211			0.211	
418.03	GWG:CHANG	033	RELIGION & CULTURAL SERVICES		0.337		0.337	0.337			0.337	
418.04	GWG:DAGALA	033	RELIGION & CULTURAL SERVICES		1.479		1.479	1.479			1.479	
418.05	GWG:GAYNEY	033	RELIGION & CULTURAL SERVICES	0.757	1.001		1.758	1.758			1.758	
418.06	GWG:KAWANG	033	RELIGION & CULTURAL SERVICES		0.250		0.250	0.250			0.250	
418.07	GWG:LUSHI	033	RELIGION & CULTURAL SERVICES		0.393		0.393	0.393			0.393	
418.08	GWG:MEWANG	033	RELIGION & CULTURAL SERVICES		1.000		1.000	1.000			1.000	
418.09	GWG:NARO	033	RELIGION & CULTURAL SERVICES		1.204		1.204	1.204			1.204	
419.01	Gasa	033	RELIGION & CULTURAL SERVICES	3.951	18.140		22.091	22.091			22.091	
419.02	GWG:KHAME	033	RELIGION & CULTURAL SERVICES		0.280		0.280	0.280			0.280	
419.03	GWG:KHATOE	033	RELIGION & CULTURAL SERVICES		2.229		2.229	2.229			2.229	
419.04	GWG:LAYA	033	RELIGION & CULTURAL SERVICES		2.626		2.626	2.626			2.626	
419.05	GWG:LUNANA	033	RELIGION & CULTURAL SERVICES		0.300		0.300	0.300			0.300	
420.01	T/Yangtse	033	RELIGION & CULTURAL SERVICES	2.947	15.138		18.086	18.086			18.086	
420.02	GWG:BLING	033	RELIGION & CULTURAL SERVICES		1.100		1.100	1.100			1.100	
420.03	GWG:JKHAR	033	RELIGION & CULTURAL SERVICES		0.545		0.545	0.545			0.545	
420.04	GWG:KDANG	033	RELIGION & CULTURAL SERVICES		2.643		2.643	2.643			2.643	
420.05	GWG:RAMJAR	033	RELIGION & CULTURAL SERVICES		0.599		0.599	0.599			0.599	

IMF Code	AU	AU ABBR.	PR	NAME	EXPENDITURE				FINANCING			TOTAL	
					CURRENT	CAPITAL	LENDING REPAY	TOTAL	RGOB	EXTERNAL			
										GRANT	LOAN		TOTAL
	420.06	GWG:TOETS	033	RELIGION & CULTURAL SERVICES		3,790		3,790	3,790			3,790	
	420.07	GWG:TSHANG	033	RELIGION & CULTURAL SERVICES		0,213		0,213	0,213			0,213	
	420.08	GWG:YLLANG	033	RELIGION & CULTURAL SERVICES		1,650		1,650	1,650			1,650	
	420.09	GWG:YANGT	033	RELIGION & CULTURAL SERVICES		0,465		0,465	0,465			0,465	
				SUB-CLASSIFICATION TOTAL 08	819.255	1758.808	0	2578.063	2003.347	574.716	0	574.716	2578.063
09.2				Electricity and Other Energy Sources									
	205.01	MEA	088	HYDROPOWER AND POWER SYSTEM SERVICES	19,531	416,080		435,610	102,936	332,675		332,675	435,610
	205.01	MEA	089	HYDROMET SERVICES	64,866	234,518		299,383	53,837	245,546		245,546	299,383
	205.01	MEA	090	RENEWAL ENERGY SERVICES	14,110	156,394		170,504	31,869	138,635		138,635	170,504
				SUB-CLASSIFICATION TOTAL 09.2	98.506	806.992	0.000	905.498	188.643	716.855	0.000	716.855	905.498
10.1				Agriculture Affairs & Services									
	204.01	MAF	043	AGRICULTURE POLICY DIRECTION SERVICES	133,933	125,881		259,814	153,684	73,376	32,754		
	204.01	MAF	048	AGRICULTURE AND FOOD REGULATORY SERVICES	101,086	47,185		148,271	112,393	35,878		35,878	148,271
				SUB-CLASSIFICATION TOTAL 10.1	235.019	173.066	0.000	408.085	266.077	109.254	32.754	35.878	148.271
10.2				Forestry Affairs & Services									
	204.01	MAF	046	FORESTRY SERVICES	875,071	357,150		1,232,222	950,312	269,860	12,050	281,910	1,232,222
	401.02	GWG:SPS	046	FORESTRY SERVICES		1,180		1,180	1,180				1,180
	401.03	GWG:BOG	046	FORESTRY SERVICES		0,251		0,251	0,251				0,251
	401.04	GWG:CHG	046	FORESTRY SERVICES		0,180		0,180	0,180				0,180
	401.05	GWG:DAG	046	FORESTRY SERVICES		0,298		0,298	0,298				0,298
	401.06	GWG:GTG	046	FORESTRY SERVICES	0,021	0,250		0,270	0,270				0,270
	401.07	GWG:LKG	046	FORESTRY SERVICES		0,360		0,360	0,360				0,360
	401.08	GWG:DUG	046	FORESTRY SERVICES		0,355		0,355	0,355				0,355
	401.09	GWG:GLG	046	FORESTRY SERVICES		0,200		0,200	0,200				0,200
	401.10	GWG:LGG	046	FORESTRY SERVICES		0,200		0,200	0,200				0,200

IMF Code	AU	AU ABBR.	PR	NAME	EXPENDITURE				FINANCING			TOTAL
					CURRENT	CAPITAL	LENDING REPAY	TOTAL	RGOB	EXTERNAL		
										GRANT	LOAN	
401.11	GWG:MKG	046	FORESTRY SERVICES		0.060		0.060	0.060				0.060
401.12	GWG:PLG	046	FORESTRY SERVICES		1.476		1.476	0.810	0.666		0.666	1.476
402.02	GWG:BJE	046	FORESTRY SERVICES		0.010	0.045	0.055	0.055				0.055
402.03	GWG:KSH	046	FORESTRY SERVICES		0.010	0.099	0.109	0.109				0.109
402.04	GWG:SBY	046	FORESTRY SERVICES		0.010		0.010	0.010				0.010
402.05	GWG:SAM	046	FORESTRY SERVICES		0.010		0.010	0.010				0.010
402.06	GWG:USE	046	FORESTRY SERVICES		0.010		0.010	0.010				0.010
402.07	GWG:GYG	046	FORESTRY SERVICES		0.010	0.150	0.160	0.160				0.160
403.02	GWG:DOB	046	FORESTRY SERVICES		0.010	0.074	0.084	0.084				0.084
403.03	GWG:DOG	046	FORESTRY SERVICES		0.010	0.550	0.560	0.560				0.560
403.04	GWG:DOT	046	FORESTRY SERVICES		0.010	0.250	0.260	0.260				0.260
403.05	GWG:HOR	046	FORESTRY SERVICES			0.100	0.100	0.100				0.100
403.06	GWG:LAN	046	FORESTRY SERVICES			0.096	0.096	0.096				0.096
403.07	GWG:LUN	046	FORESTRY SERVICES			0.219	0.219	0.219				0.219
403.08	GWG:NAJ	046	FORESTRY SERVICES			0.163	0.163	0.163				0.163
403.09	GWG:SHA	046	FORESTRY SERVICES			0.173	0.173	0.173				0.173
403.10	GWG:TSE	046	FORESTRY SERVICES			0.324	0.324	0.324				0.324
403.11	GWG:WAN	046	FORESTRY SERVICES			0.098	0.098	0.098				0.098
404.01	S/see	046	FORESTRY SERVICES		0.043		0.043	0.043				0.043
404.02	GWG:BARA	046	FORESTRY SERVICES			0.299	0.299	0.299				0.299
404.03	GWG:BIRU	046	FORESTRY SERVICES			0.149	0.149	0.149				0.149
404.04	GWG:CHAR	046	FORESTRY SERVICES			0.149	0.149	0.149				0.149
404.05	GWG:CHEN	046	FORESTRY SERVICES			1.350	1.350	1.350				1.350
404.06	GWG:DEN	046	FORESTRY SERVICES		0.020	0.314	0.334	0.334				0.334
404.07	GWG:DOR	046	FORESTRY SERVICES			0.422	0.422	0.422				0.422
404.08	GWG:DUM	046	FORESTRY SERVICES		0.015	0.140	0.155	0.155				0.155
404.09	GWG:GHU	046	FORESTRY SERVICES		0.011	0.090	0.101	0.101				0.101

IMF Code	AU	AU ABBR.	PR	NAME	EXPENDITURE				FINANCING			TOTAL
					CURRENT	CAPITAL	LENDING REPAY	TOTAL	RGOB	GRANT	EXTERNAL LOAN	
	404.10	GWG:LHA	046	FORESTRY SERVICES		0.351		0.351	0.351			0.351
	404.12	GWG:NAINI	046	FORESTRY SERVICES		0.513		0.513	0.513			0.513
	404.13	GWG:PUG	046	FORESTRY SERVICES		0.200		0.200	0.200			0.200
	404.14	GWG:SAM	046	FORESTRY SERVICES		0.100		0.100	0.100			0.100
	404.15	GWG:SIP	046	FORESTRY SERVICES		0.050		0.050	0.050			0.050
	404.16	GWG:TAD	046	FORESTRY SERVICES		0.708		0.708	0.708			0.708
	405.03	GWG:DUG	046	FORESTRY SERVICES	0.010	0.137		0.147	0.147			0.147
	405.04	GWG:BAG	046	FORESTRY SERVICES	0.020	0.060		0.080	0.080			0.080
	405.05	GWG:GOG	046	FORESTRY SERVICES	0.020	0.250		0.270	0.270			0.270
	405.06	GWG:RAG	046	FORESTRY SERVICES	0.015	0.070		0.085	0.085			0.085
	405.07	GWG:KIG	046	FORESTRY SERVICES		0.214		0.214	0.214			0.214
	405.09	GWG:PAT	046	FORESTRY SERVICES		0.666		0.666	0.666			0.666
	405.11	GWG:SHG	046	FORESTRY SERVICES		0.120		0.120	0.120			0.120
	405.12	GWG:TSG	046	FORESTRY SERVICES	0.011			0.011	0.011			0.011
	405.13	GWG:TGR	046	FORESTRY SERVICES		0.099		0.099	0.099			0.099
	406.01	Dagana	046	FORESTRY SERVICES		10.000		10.000	10.000			10.000
	406.02	GWG:DOR	046	FORESTRY SERVICES		0.050		0.050	0.050			0.050
	406.03	GWG:DRU	046	FORESTRY SERVICES		0.125		0.125	0.125			0.125
	406.04	GWG:GESAR	046	FORESTRY SERVICES		0.130		0.130	0.130			0.130
	406.05	GWG:GOSH	046	FORESTRY SERVICES		0.610		0.610	0.610			0.610
	406.06	GWG:KANA	046	FORESTRY SERVICES		0.050		0.050	0.050			0.050
	406.09	GWG:TIDING	046	FORESTRY SERVICES		0.090		0.090	0.090			0.090
	406.10	GWG:TIGANG	046	FORESTRY SERVICES		0.080		0.080	0.080			0.080
	406.13	GWG:DEO	046	FORESTRY SERVICES		0.200		0.200	0.200			0.200
	406.15	GWG:NICHU	046	FORESTRY SERVICES		0.050		0.050	0.050			0.050
	407.01	P/kha	046	FORESTRY SERVICES		1.200		1.200	1.200	1.200		1.200
	407.04	GWG:GUMA	046	FORESTRY SERVICES		0.160		0.160	0.160			0.160

IMF Code	AU	AU ABBR.	PR	NAME	EXPENDITURE				FINANCING			TOTAL
					CURRENT	CAPITAL	LENDING REPAY	TOTAL	RGOB	EXTERNAL		
										GRANT	LOAN	
407.05	GWG:KAB	046	FORESTRY SERVICES	0.370			0.370	0.370				0.370
407.06	GWG:LING	046	FORESTRY SERVICES	0.087			0.087	0.087				0.087
407.09	GWG:TEO	046	FORESTRY SERVICES	0.050			0.050	0.050				0.050
407.10	GWG:ZOMI	046	FORESTRY SERVICES	0.100			0.100	0.100				0.100
407.12	GWG:TOEP	046	FORESTRY SERVICES	0.200			0.200	0.200				0.200
408.01	W/due	046	FORESTRY SERVICES	4.834			4.834	4.834				4.834
408.02	GWG:BJE	046	FORESTRY SERVICES	0.214			0.214	0.214				0.214
408.03	GWG:DAN	046	FORESTRY SERVICES	0.180			0.180	0.180				0.180
408.04	GWG:DAGA	046	FORESTRY SERVICES	0.094			0.094	0.094				0.094
408.06	GWG:GASEG	046	FORESTRY SERVICES	0.204			0.204	0.204				0.204
408.07	GWG:GASEW	046	FORESTRY SERVICES	0.099			0.099	0.099				0.099
408.08	GWG:KAZHI	046	FORESTRY SERVICES	0.120			0.120	0.120				0.120
408.10	GWG:NYISHO	046	FORESTRY SERVICES	1.700			1.700	1.700	1.550		1.550	1.700
408.11	GWG:PHANG	046	FORESTRY SERVICES	0.223			0.223	0.223				0.223
408.15	GWG:ATHANG	046	FORESTRY SERVICES	0.020			0.020	0.020				0.020
408.16	GWG:THEDT	046	FORESTRY SERVICES	0.100			0.100	0.100				0.100
409.02	GWG:CHHOEK	046	FORESTRY SERVICES	0.120			0.120	0.120				0.120
409.03	GWG:CHHUME	046	FORESTRY SERVICES	0.200			0.200	0.200				0.200
409.04	GWG:TANG	046	FORESTRY SERVICES	0.231			0.231	0.231				0.231
409.05	GWG:URA	046	FORESTRY SERVICES	0.450			0.450	0.450				0.450
410.01	S/pang	046	FORESTRY SERVICES	5.327			5.327	5.327				5.327
410.02	GWG:SAMT	046	FORESTRY SERVICES	0.675	0.020		0.695	0.695				0.695
410.03	GWG:CHUZ	046	FORESTRY SERVICES	0.160	0.010		0.170	0.170				0.170
410.04	GWG:DG	046	FORESTRY SERVICES	0.447			0.447	0.447				0.447
410.05	GWG:CHU	046	FORESTRY SERVICES	0.536	0.010		0.546	0.546	0.127		0.127	0.546
410.06	GWG:TTHANG	046	FORESTRY SERVICES	0.010	0.010		0.020	0.020				0.020
410.07	GWG:GELE	046	FORESTRY SERVICES	0.757			0.757	0.757				0.757

IMF Code	AU	AU ABBR.	PR	NAME	EXPENDITURE				FINANCING				TOTAL
					CURRENT	CAPITAL	LENDING REPAY	TOTAL	RGOB	EXTERNAL		TOTAL	
										GRANT	LOAN		
	410.08	GWG:GL	046	FORESTRY SERVICES		0.456		0.456	0.407	0.049	0.049	0.456	
	410.09	GWG:JIG	046	FORESTRY SERVICES		0.552		0.552	0.256	0.297	0.297	0.552	
	410.10	GWG:UML	046	FORESTRY SERVICES	0.010	0.330		0.340	0.340			0.340	
	410.11	GWG:SINGHI	046	FORESTRY SERVICES		0.279		0.279	0.030	0.249	0.249	0.279	
	410.12	GWG:SAR	046	FORESTRY SERVICES	0.010	0.251		0.261	0.261			0.261	
	410.13	GWG:SERZ	046	FORESTRY SERVICES	0.025	0.060		0.085	0.085			0.085	
	411.02	GWG:BARDO	046	FORESTRY SERVICES		0.167		0.167	0.100	0.067	0.067	0.167	
	411.03	GWG:BJOKA	046	FORESTRY SERVICES		0.090		0.090	0.090			0.090	
	411.06	GWG:PHANG	046	FORESTRY SERVICES		0.130		0.130	0.100	0.030	0.030	0.130	
	411.07	GWG:SIKHAR	046	FORESTRY SERVICES		0.037		0.037		0.037	0.037	0.037	
	411.08	GWG:TRONG	046	FORESTRY SERVICES		0.420		0.420	0.420			0.420	
	411.09	GWG:GSHIN	046	FORESTRY SERVICES		0.396		0.396	0.275	0.121	0.121	0.396	
	412.02	GWG:DTG	046	FORESTRY SERVICES		0.548		0.548	0.548			0.548	
	412.04	GWG:LGL	046	FORESTRY SERVICES		0.199		0.199	0.199			0.199	
	412.06	GWG:TGI	046	FORESTRY SERVICES		0.300		0.300	0.300			0.300	
	413.03	GWG:JAREY	046	FORESTRY SERVICES		0.100		0.100	0.100			0.100	
	413.05	GWG:KUR-GA	046	FORESTRY SERVICES		1.116		1.116	1.116			1.116	
	413.06	GWG:MINJAY	046	FORESTRY SERVICES		0.117		0.117	0.117			0.117	
	413.07	GWG:MINBI	046	FORESTRY SERVICES	0.010	0.340		0.350	0.350			0.350	
	413.09	GWG:TGA	046	FORESTRY SERVICES		0.213		0.213	0.213			0.213	
	414.02	GWG:BALAM	046	FORESTRY SERVICES		0.340		0.340	0.340			0.340	
	414.03	GWG:CHALI	046	FORESTRY SERVICES		0.320		0.320	0.320			0.320	
	414.04	GWG:CHAS	046	FORESTRY SERVICES		0.680		0.680	0.680			0.680	
	414.05	GWG:DTSE	046	FORESTRY SERVICES		0.530		0.530	0.530			0.530	
	414.06	GWG:DIPONG	046	FORESTRY SERVICES		0.750		0.750	0.750			0.750	
	414.07	GWG:GONG	046	FORESTRY SERVICES		0.897		0.897	0.897			0.897	
	414.08	GWG:JUR	046	FORESTRY SERVICES		0.097		0.097	0.097			0.097	

IMF Code	AU	AU ABBR.	PR	NAME	EXPENDITURE			FINANCING			TOTAL	
					CURRENT	CAPITAL	LENDING REPAY	TOTAL	RGOB	GRANT		EXTERNAL LOAN
	414.09	GWG:K/KHAR	046	FORESTRY SERVICES		0.605		0.605	0.605			0.605
	414.10	GWG:MONGGA	046	FORESTRY SERVICES		1.150		1.150	1.150			1.150
	414.11	GWG:NGAT	046	FORESTRY SERVICES		0.170		0.170	0.170			0.170
	414.12	GWG:SALENG	046	FORESTRY SERVICES		0.152		0.152	0.152			0.152
	414.13	GWG:SHER	046	FORESTRY SERVICES		0.350		0.350	0.350			0.350
	414.14	GWG:SILAM	046	FORESTRY SERVICES		0.300		0.300	0.300			0.300
	414.15	GWG:TRONG	046	FORESTRY SERVICES		0.210		0.210	0.210			0.210
	414.17	GWG:TIMANG	046	FORESTRY SERVICES		0.260		0.260	0.260			0.260
	414.18	GWG:NRANG	046	FORESTRY SERVICES		0.700		0.700	0.700			0.700
	415.02	GWG:CHONG	046	FORESTRY SERVICES		1.000		1.000	1.000			1.000
	415.03	GWG:CHHIM	046	FORESTRY SERVICES		0.500		0.500	0.500			0.500
	415.04	GWG:DUNG	046	FORESTRY SERVICES		0.070		0.070	0.070			0.070
	415.05	GWG:KHAR	046	FORESTRY SERVICES		0.100		0.100	0.100			0.100
	415.06	GWG:SHUMER	046	FORESTRY SERVICES		0.250		0.250	0.250			0.250
	415.07	GWG:YUR	046	FORESTRY SERVICES		0.650		0.650	0.650			0.650
	415.09	GWG:D/LING	046	FORESTRY SERVICES		0.479		0.479	0.479			0.479
	415.10	GWG:NORB	046	FORESTRY SERVICES		0.548		0.548	0.548			0.548
	415.11	GWG:NANONG	046	FORESTRY SERVICES		0.750		0.750	0.750			0.750
	415.12	GWG:C/LING	046	FORESTRY SERVICES		0.128		0.128	0.128			0.128
	416.01	S/Jongkhar	046	FORESTRY SERVICES		0.661		0.661	0.661	0.661		0.661
	416.02	GWG:PTHANG	046	FORESTRY SERVICES		0.400		0.400	0.400			0.400
	416.03	GWG:PTHANG	046	FORESTRY SERVICES		0.400		0.400	0.400			0.400
	416.04	GWG:GOMBAR	046	FORESTRY SERVICES		0.300		0.300	0.300			0.300
	416.05	GWG:W/PHU	046	FORESTRY SERVICES		0.200		0.200	0.200			0.200
	416.06	GWG:L/PHU	046	FORESTRY SERVICES		0.368		0.368	0.368			0.368
	416.08	GWG:MART	046	FORESTRY SERVICES		0.400		0.400	0.400			0.400
	416.09	GWG:DEO	046	FORESTRY SERVICES		1.260		1.260	1.260			1.260

IMF Code	AU	AU ABBR.	PR	NAME	EXPENDITURE				FINANCING			TOTAL
					CURRENT	CAPITAL	LENDING REPAY	TOTAL	RGOB	EXTERNAL		
										GRANT	LOAN	
	416.10	GWG:ORONG	046	FORESTRY SERVICES		0.350		0.350	0.350			0.350
	416.12	GWG:SERTHI	046	FORESTRY SERVICES		0.200		0.200	0.200			0.200
	417.01	T'gang	046	FORESTRY SERVICES		1.200		1.200	1.200			1.200
	417.02	GWG:BAR	046	FORESTRY SERVICES		0.716		0.716	0.716			0.716
	417.03	GWG:PIDUNG	046	FORESTRY SERVICES		0.900		0.900	0.900			0.900
	417.04	GWG:KLUNG	046	FORESTRY SERVICES		1.069		1.069	1.069			1.069
	417.06	GWG:KLING	046	FORESTRY SERVICES		0.090		0.090	0.090			0.090
	417.07	GWG:LUMANG	046	FORESTRY SERVICES		1.050		1.050	1.050			1.050
	417.08	GWG:MERAK	046	FORESTRY SERVICES		1.100		1.100	1.100			1.100
	417.09	GWG:YNEER	046	FORESTRY SERVICES		0.150		0.150	0.150			0.150
	417.10	GWG:PMEY	046	FORESTRY SERVICES		0.500		0.500	0.500			0.500
	417.11	GWG:RADHI	046	FORESTRY SERVICES		0.500		0.500	0.500			0.500
	417.12	GWG:SAKTEN	046	FORESTRY SERVICES		0.100		0.100	0.100			0.100
	417.13	GWG:SIKHAR	046	FORESTRY SERVICES		0.168		0.168	0.168			0.168
	417.14	GWG:SIPHU	046	FORESTRY SERVICES		1.200		1.200	1.200			1.200
	417.15	GWG:TSHING	046	FORESTRY SERVICES		0.179		0.179	0.179			0.179
	417.16	GWG:UZU	046	FORESTRY SERVICES		0.660		0.660	0.660			0.660
	418.02	GWG:SOE	046	FORESTRY SERVICES		0.225		0.225	0.225			0.225
	418.03	GWG:CHANG	046	FORESTRY SERVICES		0.400		0.400	0.400			0.400
	418.04	GWG:DAGALA	046	FORESTRY SERVICES		0.100		0.100	0.100			0.100
	418.06	GWG:KAWANG	046	FORESTRY SERVICES		0.100		0.100	0.100			0.100
	418.07	GWG:JUSHI	046	FORESTRY SERVICES		0.600		0.600	0.600			0.600
	418.08	GWG:MEWANG	046	FORESTRY SERVICES		0.825		0.825	0.825			0.825
	418.09	GWG:NARO	046	FORESTRY SERVICES		0.150		0.150	0.150			0.150
	419.02	GWG:KHAME	046	FORESTRY SERVICES		0.449		0.449	0.449			0.449
	419.03	GWG:KHATOE	046	FORESTRY SERVICES		0.270		0.270	0.270			0.270
	419.04	GWG:LAYA	046	FORESTRY SERVICES		1.942		1.942	1.942			1.942

IMF Code	AU	AU ABBR.	PR	NAME	EXPENDITURE				FINANCING					
					CURRENT	CAPITAL	LENDING REPAY	TOTAL	RGOB	EXTERNAL		TOTAL		
										GRANT	LOAN			
	419.05	GWG:LUNANA	046	FORESTRY SERVICES		0.250		0.250		0.250				0.250
	420.01	T'yangtse	046	FORESTRY SERVICES	0.391	1.500		1.891	1.891					1.891
	420.02	GWG:BLING	046	FORESTRY SERVICES		0.100		0.100	0.100					0.100
	420.03	GWG:JKHAR	046	FORESTRY SERVICES		0.230		0.230	0.230					0.230
	420.04	GWG:KIDANG	046	FORESTRY SERVICES		1.548		1.548	1.548					1.548
	420.05	GWG:RAMJAR	046	FORESTRY SERVICES		0.196		0.196	0.196					0.196
	420.07	GWG:TSHANG	046	FORESTRY SERVICES		0.110		0.110	0.110					0.110
	420.08	GWG:YLLANG	046	FORESTRY SERVICES		0.150		0.150	0.150					0.150
	420.09	GWG:YANGT	046	FORESTRY SERVICES		0.300		0.300	0.300					0.300
				SUB-CLASSIFICATION TOTAL 10.2	875.842	442.647	0.000	1,318.489	1,031.526	274.913	12.050	286.964	1,318.489	
10.3				Fishing & Hunting Affairs & Services										
	204.01	MAF	045	LIVESTOCK SERVICES	453.374	516.548		969.922	726.844	236.233	6.845	243.079	969.922	
	401.01	C'kha	045	LIVESTOCK SERVICES	8.707	11.882		20.589	20.589				20.589	
	401.02	GWG:SPS	045	LIVESTOCK SERVICES		0.433		0.433	0.433				0.433	
	401.03	GWG:BOG	045	LIVESTOCK SERVICES		0.595		0.595	0.595				0.595	
	401.04	GWG:CHG	045	LIVESTOCK SERVICES		0.848		0.848	0.848				0.848	
	401.05	GWG:DAG	045	LIVESTOCK SERVICES		0.428		0.428	0.428				0.428	
	401.06	GWG:GTG	045	LIVESTOCK SERVICES		0.318		0.318	0.318				0.318	
	401.07	GWG:LKG	045	LIVESTOCK SERVICES		1.160		1.160	1.160				1.160	
	401.08	GWG:DUG	045	LIVESTOCK SERVICES		0.400		0.400	0.400				0.400	
	401.09	GWG:GLG	045	LIVESTOCK SERVICES	0.010	0.408		0.418	0.418				0.418	
	401.10	GWG:LGG	045	LIVESTOCK SERVICES		0.050		0.050	0.050				0.050	
	401.11	GWG:MKG	045	LIVESTOCK SERVICES	0.010	0.160		0.170	0.170				0.170	
	401.12	GWG:PLG	045	LIVESTOCK SERVICES		0.660		0.660	0.660				0.660	
	402.01	Haa	045	LIVESTOCK SERVICES	8.089	38.273		46.363	46.363				46.363	
	402.02	GWG:BJE	045	LIVESTOCK SERVICES	0.010	2.041		2.051	2.051				2.051	

IMF Code	AU	AU ABBR.	PR	NAME	EXPENDITURE				FINANCING			TOTAL
					CURRENT	CAPITAL	LENDING REPAY	TOTAL	RGOB	EXTERNAL		
										GRANT	LOAN	
402.03	GWG:KSH	045	LIVESTOCK SERVICES	0.010	0.448		0.458	0.458			0.458	
402.04	GWG:SBY	045	LIVESTOCK SERVICES	0.010			0.010	0.010			0.010	
402.05	GWG:SAM	045	LIVESTOCK SERVICES	0.010			0.010	0.010			0.010	
402.06	GWG:USE	045	LIVESTOCK SERVICES	0.015	0.050		0.065	0.065			0.065	
402.07	GWG:GYG	045	LIVESTOCK SERVICES	0.010	0.100		0.110	0.110			0.110	
403.01	Paro	045	LIVESTOCK SERVICES	13.632	31.939		45.571	45.571			45.571	
403.02	GWG:DOB	045	LIVESTOCK SERVICES	0.010	0.225		0.235	0.235			0.235	
403.03	GWG:DOG	045	LIVESTOCK SERVICES	0.010			0.010	0.010			0.010	
403.04	GWG:DOT	045	LIVESTOCK SERVICES	0.015	0.358		0.373	0.373			0.373	
403.05	GWG:HOR	045	LIVESTOCK SERVICES	0.010	0.198		0.208	0.208			0.208	
403.06	GWG:LAN	045	LIVESTOCK SERVICES		0.090		0.090	0.090			0.090	
403.07	GWG:LUN	045	LIVESTOCK SERVICES		0.190		0.190	0.190			0.190	
403.08	GWG:NAJ	045	LIVESTOCK SERVICES	0.010	0.352		0.362	0.362			0.362	
403.09	GWG:SHA	045	LIVESTOCK SERVICES	0.009			0.009	0.009			0.009	
403.10	GWG:TSE	045	LIVESTOCK SERVICES	0.010	0.430		0.440	0.440			0.440	
403.11	GWG:WAN	045	LIVESTOCK SERVICES	0.010	0.299		0.309	0.309			0.309	
404.01	S/tee	045	LIVESTOCK SERVICES	16.254	10.550		26.804	26.804			26.804	
404.02	GWG:BARA	045	LIVESTOCK SERVICES		0.250		0.250	0.250			0.250	
404.03	GWG:BIRU	045	LIVESTOCK SERVICES		0.065		0.065	0.065			0.065	
404.04	GWG:CHAR	045	LIVESTOCK SERVICES	0.020	0.456		0.476	0.476			0.476	
404.05	GWG:CHEN	045	LIVESTOCK SERVICES		0.901		0.901	0.901			0.901	
404.06	GWG:DEN	045	LIVESTOCK SERVICES		0.315		0.315	0.315			0.315	
404.07	GWG:DOR	045	LIVESTOCK SERVICES	0.030	0.941		0.971	0.971			0.971	
404.08	GWG:DUM	045	LIVESTOCK SERVICES	0.010	0.160		0.170	0.170			0.170	
404.09	GWG:GHU	045	LIVESTOCK SERVICES	0.014	0.080		0.094	0.094			0.094	
404.10	GWG:LHA	045	LIVESTOCK SERVICES		0.337		0.337	0.337			0.337	
404.11	GWG:TEN	045	LIVESTOCK SERVICES	0.010	0.735		0.745	0.745			0.745	

IMF Code	AU	AU ABBR.	PR	NAME	EXPENDITURE				FINANCING			TOTAL
					CURRENT	CAPITAL	LENDING REPAY	TOTAL	RGOB	EXTERNAL		
										GRANT	LOAN	
404.12	GWG:NAINI	045	LIVESTOCK SERVICES		0.590		0.590	0.590				0.590
404.13	GWG:PUG	045	LIVESTOCK SERVICES		0.739		0.739	0.739				0.739
404.14	GWG:SAM	045	LIVESTOCK SERVICES	0.018	0.269		0.287	0.287				0.287
404.15	GWG:SIP	045	LIVESTOCK SERVICES		0.108		0.108	0.108				0.108
404.16	GWG:TAD	045	LIVESTOCK SERVICES	0.012	0.140		0.152	0.152				0.152
405.01	T/rang	045	LIVESTOCK SERVICES	13.743	12.213		25.956	20.143	5.813		5.813	25.956
405.02	GWG:BEG	045	LIVESTOCK SERVICES	0.015			0.015	0.015				0.015
405.03	GWG:DUG	045	LIVESTOCK SERVICES	0.025	0.162		0.187	0.187				0.187
405.04	GWG:BAG	045	LIVESTOCK SERVICES	0.019	0.392		0.411	0.411				0.411
405.05	GWG:GOG	045	LIVESTOCK SERVICES	0.022			0.022	0.022				0.022
405.06	GWG:RAG	045	LIVESTOCK SERVICES		0.139		0.139	0.139				0.139
405.07	GWG:KIG	045	LIVESTOCK SERVICES		0.248		0.248	0.248				0.248
405.11	GWG:SHG	045	LIVESTOCK SERVICES		0.200		0.200	0.200				0.200
405.12	GWG:TSG	045	LIVESTOCK SERVICES	0.018			0.018	0.018				0.018
405.13	GWG:TGR	045	LIVESTOCK SERVICES		0.681		0.681	0.681				0.681
406.01	Dagana	045	LIVESTOCK SERVICES	10.283	3.899		14.182	14.182				14.182
406.02	GWG:DOR	045	LIVESTOCK SERVICES		0.090		0.090	0.090				0.090
406.03	GWG:DRU	045	LIVESTOCK SERVICES		0.160		0.160	0.160				0.160
406.04	GWG:GESAR	045	LIVESTOCK SERVICES		0.135		0.135	0.135				0.135
406.05	GWG:GOSH	045	LIVESTOCK SERVICES		0.300		0.300	0.300				0.300
406.06	GWG:KANA	045	LIVESTOCK SERVICES		0.132		0.132	0.132				0.132
406.09	GWG:TIDING	045	LIVESTOCK SERVICES		0.300		0.300	0.300				0.300
406.10	GWG:TIGANG	045	LIVESTOCK SERVICES		0.160		0.160	0.160				0.160
406.12	GWG:TEZA	045	LIVESTOCK SERVICES		0.216		0.216	0.216				0.216
406.13	GWG:DEO	045	LIVESTOCK SERVICES		0.420		0.420	0.420				0.420
406.14	GWG:LKHA	045	LIVESTOCK SERVICES		0.410		0.410	0.410				0.410
406.15	GWG:NICHU	045	LIVESTOCK SERVICES		0.157		0.157	0.157				0.157

IMF Code	AU	AU ABBR.	PR	NAME	EXPENDITURE				FINANCING			TOTAL
					CURRENT	CAPITAL	LENDING REPAY	TOTAL	RGOB	EXTERNAL		
										GRANT	LOAN	
407.01	P/kha		045	LIVESTOCK SERVICES	9.576	9.673		19.249	19.249			19.249
407.04	GWG:GUMA		045	LIVESTOCK SERVICES		0.100		0.100	0.100			0.100
407.05	GWG:KAB		045	LIVESTOCK SERVICES		0.193		0.193	0.193			0.193
407.06	GWG:LING		045	LIVESTOCK SERVICES		0.030		0.030	0.030			0.030
407.12	GWG:TOEP		045	LIVESTOCK SERVICES		0.095		0.095	0.095			0.095
408.01	W/due		045	LIVESTOCK SERVICES	15.244	37.012		52.256	52.256			52.256
408.02	GWG:BJE		045	LIVESTOCK SERVICES		0.024		0.024	0.024			0.024
408.03	GWG:DAN		045	LIVESTOCK SERVICES		0.200		0.200	0.200			0.200
408.04	GWG:DAGA		045	LIVESTOCK SERVICES		0.527		0.527	0.527			0.527
408.05	GWG:GANG		045	LIVESTOCK SERVICES		0.078		0.078	0.078			0.078
408.06	GWG:GASEG		045	LIVESTOCK SERVICES		0.519		0.519	0.519			0.519
408.07	GWG:GASEW		045	LIVESTOCK SERVICES		0.199		0.199	0.199			0.199
408.08	GWG:KAZHI		045	LIVESTOCK SERVICES		0.070		0.070	0.070			0.070
408.09	GWG:NAHI		045	LIVESTOCK SERVICES		0.068		0.068	0.068			0.068
408.10	GWG:NYISHO		045	LIVESTOCK SERVICES		0.145		0.145	0.145			0.145
408.11	GWG:PHANG		045	LIVESTOCK SERVICES		0.060		0.060	0.060			0.060
408.12	GWG:PHOBUJ		045	LIVESTOCK SERVICES		0.077		0.077	0.077			0.077
408.13	GWG:RUEP		045	LIVESTOCK SERVICES		0.350		0.350	0.350			0.350
408.14	GWG:SEPHU		045	LIVESTOCK SERVICES		0.099		0.099	0.099			0.099
408.15	GWG:ATHANG		045	LIVESTOCK SERVICES		0.264		0.264	0.264			0.264
408.16	GWG:THEDT		045	LIVESTOCK SERVICES		0.407		0.407	0.407			0.407
409.01	B/thang		045	LIVESTOCK SERVICES	6.784	25.121		31.905	30.505	1.400		31.905
409.02	GWG:CHHOEK		045	LIVESTOCK SERVICES		0.200		0.200	0.200			0.200
409.03	GWG:CHHUME		045	LIVESTOCK SERVICES		2.053		2.053	2.053			2.053
409.04	GWG:TANG		045	LIVESTOCK SERVICES		0.400		0.400	0.400			0.400
409.05	GWG:URA		045	LIVESTOCK SERVICES		1.351		1.351	1.351			1.351
410.01	S/pang		045	LIVESTOCK SERVICES	13.319	3.217		16.536	16.536			16.536

IMF Code	AU	AU ABBR.	PR	NAME	EXPENDITURE				FINANCING			TOTAL
					CURRENT	CAPITAL	LENDING REPAY	TOTAL	RGOB	EXTERNAL		
										GRANT	LOAN	
410.02	GWG-SAMT	045	LIVESTOCK SERVICES	0.015	0.436		0.451	0.451				0.451
410.03	GWG-CHUJZ	045	LIVESTOCK SERVICES	0.018	0.225		0.243	0.243				0.243
410.04	GWG-DG	045	LIVESTOCK SERVICES		2.990		2.990	2.990				2.990
410.05	GWG-CHU	045	LIVESTOCK SERVICES	0.020	0.435		0.455	0.280	0.175		0.175	0.455
410.06	GWG-TTHANG	045	LIVESTOCK SERVICES	0.010	0.012		0.022	0.022				0.022
410.07	GWG-GELLE	045	LIVESTOCK SERVICES		0.513		0.513	0.513				0.513
410.08	GWG-GL	045	LIVESTOCK SERVICES		0.528		0.528	0.453	0.075		0.075	0.528
410.09	GWG-JIG	045	LIVESTOCK SERVICES	0.020	0.828		0.848	0.555	0.293		0.293	0.848
410.10	GWG-UML	045	LIVESTOCK SERVICES	0.013	0.164		0.177	0.177				0.177
410.11	GWG-SINGHI	045	LIVESTOCK SERVICES		0.244		0.244	0.050	0.194		0.194	0.244
410.12	GWG-SAR	045	LIVESTOCK SERVICES	0.010	0.413		0.423	0.423				0.423
410.13	GWG-SERZ	045	LIVESTOCK SERVICES		0.264		0.264	0.264				0.264
411.01	Zgang	045	LIVESTOCK SERVICES	9.707	17.456		27.163	27.163				27.163
411.02	GWG-BARDO	045	LIVESTOCK SERVICES		1.494		1.494	1.000	0.494		0.494	1.494
411.03	GWG-BJOKA	045	LIVESTOCK SERVICES		0.197		0.197	0.197			0.197	0.197
411.04	GWG-NANG	045	LIVESTOCK SERVICES		0.290		0.290	0.050	0.240		0.240	0.290
411.05	GWG-NGANG	045	LIVESTOCK SERVICES		0.198		0.198	0.198			0.198	0.198
411.06	GWG-PHANG	045	LIVESTOCK SERVICES		0.416		0.416	0.271	0.145		0.145	0.416
411.07	GWG-SIKHAR	045	LIVESTOCK SERVICES		0.098		0.098	0.098			0.098	0.098
411.08	GWG-TRONG	045	LIVESTOCK SERVICES		0.648		0.648	0.450	0.198		0.198	0.648
411.09	GWG-G:SHIN	045	LIVESTOCK SERVICES		0.412		0.412	0.270	0.142		0.142	0.412
412.01	T:gsa	045	LIVESTOCK SERVICES	6.780	24.313		31.093	27.006	4.087		4.087	31.093
412.02	GWG:DTG	045	LIVESTOCK SERVICES		1.462		1.462	1.462				1.462
412.04	GWG:IGL	045	LIVESTOCK SERVICES		0.913		0.913	0.913				0.913
412.05	GWG:NUBI	045	LIVESTOCK SERVICES		0.304		0.304	0.304				0.304
412.06	GWG:TGI	045	LIVESTOCK SERVICES		0.785		0.785	0.785				0.785
413.01	L:lse	045	LIVESTOCK SERVICES	7.023	12.383		19.406	17.240	0.325	1.841	2.166	19.406

IMF Code	AU	AU ABBR.	PR	NAME	EXPENDITURE				FINANCING				
					CURRENT	CAPITAL	LENDING REPAY	TOTAL	RGOB	EXTERNAL		TOTAL	
										GRANT	LOAN		
	413.02	GWG:GANG	045	LIVESTOCK SERVICES		0.089		0.089	0.089				0.089
	413.03	GWG:JAREY	045	LIVESTOCK SERVICES		0.300		0.300	0.300				0.300
	413.04	GWG:KHO	045	LIVESTOCK SERVICES		0.584		0.584	0.584				0.584
	413.05	GWG:KUR-GA	045	LIVESTOCK SERVICES		0.838		0.838	0.838				0.838
	413.06	GWG:MINJAY	045	LIVESTOCK SERVICES		0.097		0.097	0.097				0.097
	413.07	GWG:MINBI	045	LIVESTOCK SERVICES		0.140		0.140	0.140				0.140
	413.09	GWG:TGA	045	LIVESTOCK SERVICES	0.011	0.040		0.051	0.051				0.051
	414.01	M/gar	045	LIVESTOCK SERVICES	12.588	35.205		47.793	35.737	8.144	3.912	12.056	47.793
	414.02	GWG:BALAM	045	LIVESTOCK SERVICES		0.700		0.700	0.700				0.700
	414.03	GWG:CHALI	045	LIVESTOCK SERVICES		2.691		2.691	2.691				2.691
	414.04	GWG:CHAS	045	LIVESTOCK SERVICES		0.515		0.515	0.515				0.515
	414.05	GWG:DTSE	045	LIVESTOCK SERVICES		0.550		0.550	0.550				0.550
	414.06	GWG:DIPONG	045	LIVESTOCK SERVICES		1.048		1.048	1.048				1.048
	414.07	GWG:GONG	045	LIVESTOCK SERVICES		0.399		0.399	0.399				0.399
	414.08	GWG:JUR	045	LIVESTOCK SERVICES		0.099		0.099	0.099				0.099
	414.09	GWG:K/KHAR	045	LIVESTOCK SERVICES		0.479		0.479	0.479				0.479
	414.10	GWG:MONGGA	045	LIVESTOCK SERVICES		0.650		0.650	0.650				0.650
	414.11	GWG:NGAT	045	LIVESTOCK SERVICES		0.100		0.100	0.100				0.100
	414.12	GWG:SALENG	045	LIVESTOCK SERVICES		0.662		0.662	0.662				0.662
	414.14	GWG:SILAM	045	LIVESTOCK SERVICES		0.700		0.700	0.700				0.700
	414.15	GWG:TRONG	045	LIVESTOCK SERVICES		0.150		0.150	0.150				0.150
	414.17	GWG:TIMANG	045	LIVESTOCK SERVICES		0.430		0.430	0.430				0.430
	414.18	GWG:NARANG	045	LIVESTOCK SERVICES		0.300		0.300	0.300				0.300
	415.01	P/Gatshel	045	LIVESTOCK SERVICES	9.282	23.080		32.362	28.366	0.572	3.424	3.996	32.362
	415.02	GWG:CHONG	045	LIVESTOCK SERVICES		0.350		0.350	0.350				0.350
	415.03	GWG:CHHIM	045	LIVESTOCK SERVICES		0.262		0.262	0.262				0.262
	415.05	GWG:KHAR	045	LIVESTOCK SERVICES		0.250		0.250	0.250				0.250

IMF Code	AU	AU ABBR.	PR	NAME	EXPENDITURE				FINANCING			TOTAL
					CURRENT	CAPITAL	LENDING REPAY	TOTAL	RGOB	EXTERNAL		
										GRANT	LOAN	
415.06	GWG:SHUMER	045	LIVESTOCK SERVICES		0.050		0.050	0.050				0.050
415.07	GWG:YUR	045	LIVESTOCK SERVICES		0.700		0.700	0.700				0.700
415.08	GWG:ZOB	045	LIVESTOCK SERVICES		0.150		0.150	0.150				0.150
415.10	GWG:NORB	045	LIVESTOCK SERVICES		0.600		0.600	0.600				0.600
415.11	GWG:NANONG	045	LIVESTOCK SERVICES		1.600		1.600	1.600				1.600
415.12	GWG:C/LING	045	LIVESTOCK SERVICES		0.069		0.069	0.069				0.069
416.01	S/longkhar	045	LIVESTOCK SERVICES	8.982	14.295		23.277	18.975	0.548	3.754	4.302	23.277
416.02	GWG:PTHANG	045	LIVESTOCK SERVICES		1.124		1.124	1.124				1.124
416.03	GWG:PTHANG	045	LIVESTOCK SERVICES		0.100		0.100	0.100				0.100
416.04	GWG:GOMDAR	045	LIVESTOCK SERVICES		0.150		0.150	0.150				0.150
416.06	GWG:LPHU	045	LIVESTOCK SERVICES		0.150		0.150	0.150				0.150
416.08	GWG:MART	045	LIVESTOCK SERVICES		0.150		0.150	0.150				0.150
416.09	GWG:DEO	045	LIVESTOCK SERVICES		0.685		0.685	0.685				0.685
416.10	GWG:ORONG	045	LIVESTOCK SERVICES		0.180		0.180	0.180				0.180
416.11	GWG:SG	045	LIVESTOCK SERVICES		1.264		1.264	1.264				1.264
416.12	GWG:SERTHI	045	LIVESTOCK SERVICES		0.450		0.450	0.450				0.450
417.01	T/gang	045	LIVESTOCK SERVICES	18.071	36.156		54.227	46.923	3.608	3.697	7.305	54.227
417.02	GWG:BAR	045	LIVESTOCK SERVICES		0.488		0.488	0.488				0.488
417.03	GWG:BIJUNG	045	LIVESTOCK SERVICES		0.527		0.527	0.527				0.527
417.04	GWG:K/LUNG	045	LIVESTOCK SERVICES		0.299		0.299	0.299				0.299
417.06	GWG:K/LING	045	LIVESTOCK SERVICES		0.331		0.331	0.331				0.331
417.07	GWG:LUMANG	045	LIVESTOCK SERVICES		1.360		1.360	1.360				1.360
417.08	GWG:MERAK	045	LIVESTOCK SERVICES		1.702		1.702	1.702				1.702
417.09	GWG:Y/NEER	045	LIVESTOCK SERVICES		0.150		0.150	0.150				0.150
417.10	GWG:P/MEY	045	LIVESTOCK SERVICES		1.188		1.188	1.188				1.188
417.11	GWG:RADHI	045	LIVESTOCK SERVICES		0.581		0.581	0.581				0.581
417.12	GWG:SAKTEN	045	LIVESTOCK SERVICES		0.500		0.500	0.500				0.500

IMF Code	AU	AU ABBR.	PR	NAME	EXPENDITURE				FINANCING			TOTAL
					CURRENT	CAPITAL	LENDING REPAY	TOTAL	RGOB	EXTERNAL		
										GRANT	LOAN	
417.13	GWG:SIKHAR	045	LIVESTOCK SERVICES		1.350			1.350	1.350			1.350
417.14	GWG:SIPHU	045	LIVESTOCK SERVICES		1.050			1.050	1.050			1.050
417.15	GWG:TSHING	045	LIVESTOCK SERVICES		0.149			0.149	0.149			0.149
417.16	GWG:UZU	045	LIVESTOCK SERVICES		0.309			0.309	0.309			0.309
418.01	T'phu	045	LIVESTOCK SERVICES	10.236				10.236	32.127	0.200		32.327
418.02	GWG:SOE	045	LIVESTOCK SERVICES	0.026	0.347			0.373	0.373			0.373
418.03	GWG:CHANG	045	LIVESTOCK SERVICES	0.010	0.050			0.060	0.060			0.060
418.04	GWG:DAGALA	045	LIVESTOCK SERVICES	0.010	0.430			0.440	0.440			0.440
418.05	GWG:GAYNEY	045	LIVESTOCK SERVICES	0.010				0.010	0.010			0.010
418.06	GWG:KAWANG	045	LIVESTOCK SERVICES	0.010	0.220			0.230	0.230			0.230
418.07	GWG:L'SHI	045	LIVESTOCK SERVICES	0.025	0.295			0.320	0.320			0.320
418.08	GWG:MEWANG	045	LIVESTOCK SERVICES	0.010	0.050			0.060	0.060			0.060
418.09	GWG:NARO	045	LIVESTOCK SERVICES	0.025	0.997			1.022	1.022			1.022
419.01	Gasa	045	LIVESTOCK SERVICES	5.230	15.451			20.682	20.682			20.682
419.02	GWG:KHAME	045	LIVESTOCK SERVICES		0.250			0.250	0.250			0.250
419.03	GWG:KHATOE	045	LIVESTOCK SERVICES		0.180			0.180	0.180			0.180
419.04	GWG:LAYA	045	LIVESTOCK SERVICES		1.050			1.050	1.050			1.050
419.05	GWG:LUNANA	045	LIVESTOCK SERVICES		1.192			1.192	1.192			1.192
420.01	T'Yangtse	045	LIVESTOCK SERVICES	6.142	5.754			11.896	10.577	0.375	0.944	11.896
420.02	GWG:BLING	045	LIVESTOCK SERVICES		0.649			0.649	0.649			0.649
420.03	GWG:JKHAR	045	LIVESTOCK SERVICES		0.599			0.599	0.599			0.599
420.04	GWG:KDANG	045	LIVESTOCK SERVICES		1.672			1.672	1.672			1.672
420.05	GWG:RAMJAR	045	LIVESTOCK SERVICES		0.125			0.125	0.125			0.125
420.06	GWG:TOETS	045	LIVESTOCK SERVICES		0.150			0.150	0.150			0.150
420.07	GWG:TSHANG	045	LIVESTOCK SERVICES		0.180			0.180	0.180			0.180
420.08	GWG:YLLANG	045	LIVESTOCK SERVICES		0.200			0.200	0.200			0.200
420.09	GWG:YANGT	045	LIVESTOCK SERVICES		0.645			0.645	0.645			0.645

IMF Code	AU	AU ABBR.	PR	NAME	EXPENDITURE				FINANCING			TOTAL	
					CURRENT	CAPITAL	LENDING REPAY	TOTAL	RGOB	GRANT	EXTERNAL LOAN		TOTAL
				SUB-CLASSIFICATION TOTAL 10.3	663.671	988.027	0.000	1,651.698	1,363.527	263.754	24.417	288.171	1,651.698
10.4				Agriculture Research & Experiment Development									
	204.01	MAF	044	AGRICULTURE SERVICES	438.543	485.790		924.333	537.331	269.967	117.035	387.002	924.333
	204.01	MAF	083	AGRICULTURE MARKETING SERVICES	27.856	42.863		70.718	30.394	37.104	3.221	40.325	70.718
	401.01	C/ha	044	AGRICULTURE SERVICES	8.655	73.299		81.954	61.775	18.109	2.070	20.179	81.954
	401.02	GWG:SPS	044	AGRICULTURE SERVICES		9.587		9.587	6.438	3.149		3.149	9.587
	401.03	GWG:BOG	044	AGRICULTURE SERVICES		15.097		15.097	6.757	8.340		8.340	15.097
	401.04	GWG:CHG	044	AGRICULTURE SERVICES		6.774		6.774	6.774				6.774
	401.05	GWG:DAG	044	AGRICULTURE SERVICES		2.968		2.968	2.968				2.968
	401.06	GWG:GTG	044	AGRICULTURE SERVICES		9.970		9.970	4.542	5.428		5.428	9.970
	401.07	GWG:LKG	044	AGRICULTURE SERVICES		5.903		5.903	4.146	1.757		1.757	5.903
	401.08	GWG:DUG	044	AGRICULTURE SERVICES		0.772		0.772	0.772				0.772
	401.09	GWG:GLG	044	AGRICULTURE SERVICES		7.453		7.453	4.753	2.700		2.700	7.453
	401.10	GWG:LGG	044	AGRICULTURE SERVICES		9.993		9.993	5.707	4.286		4.286	9.993
	401.11	GWG:MKG	044	AGRICULTURE SERVICES	0.010	1.113		1.123	1.123				1.123
	401.12	GWG:PLG	044	AGRICULTURE SERVICES		9.882		9.882	8.587	1.296		1.296	9.882
	402.01	Haa	044	AGRICULTURE SERVICES	4.477	45.735		50.212	11.150	36.995	2.068	39.062	50.212
	402.02	GWG:BJE	044	AGRICULTURE SERVICES	0.015	4.650		4.665	3.191	1.474		1.474	4.665
	402.03	GWG:KSH	044	AGRICULTURE SERVICES	0.020	3.678		3.698	3.698				3.698
	402.04	GWG:SBY	044	AGRICULTURE SERVICES	0.010	6.555		6.565	1.612	4.953		4.953	6.565
	402.05	GWG:SAM	044	AGRICULTURE SERVICES	0.015	7.246		7.261	7.261				7.261
	402.06	GWG:USE	044	AGRICULTURE SERVICES	0.015	4.425		4.440	4.440				4.440
	402.07	GWG:GYG	044	AGRICULTURE SERVICES	0.010	2.279		2.289	0.901	1.388		1.388	2.289
	403.01	Paro	044	AGRICULTURE SERVICES	10.628	14.061		24.689	16.004	8.686		8.686	24.689
	403.02	GWG:DOB	044	AGRICULTURE SERVICES	0.010	2.150		2.160	2.160				2.160
	403.03	GWG:DOG	044	AGRICULTURE SERVICES	0.010	1.885		1.895	1.200	0.695		0.695	1.895

IMF Code	AU	AU ABBR.	PR	NAME	EXPENDITURE				FINANCING				TOTAL
					CURRENT	CAPITAL	LENDING REPAY	TOTAL	RGOB	EXTERNAL		TOTAL	
										GRANT	LOAN		
403.04	GWG:DOT	044	AGRICULTURE SERVICES	0.015	2.592		2.607	2.607				2.607	
403.05	GWG:HOR	044	AGRICULTURE SERVICES	0.020	1.625		1.645	1.645				1.645	
403.06	GWG:LAN	044	AGRICULTURE SERVICES		3.515		3.515	3.515				3.515	
403.07	GWG:LUN	044	AGRICULTURE SERVICES	0.010	8.771		8.781	6.516	2.265		2.265	8.781	
403.08	GWG:NAJ	044	AGRICULTURE SERVICES	0.010	4.499		4.509	2.709	1.800		1.800	4.509	
403.09	GWG:SHA	044	AGRICULTURE SERVICES		6.502		6.502	3.876	2.626		2.626	6.502	
403.10	GWG:TSE	044	AGRICULTURE SERVICES	0.010	3.754		3.764	3.764				3.764	
403.11	GWG:WAN	044	AGRICULTURE SERVICES	0.010	8.614		8.624	7.903	0.721		0.721	8.624	
404.01	S/see	044	AGRICULTURE SERVICES	16.254	13.313		29.566	27.001			2.566	29.566	
404.02	GWG:BARA	044	AGRICULTURE SERVICES		19.731		19.731	19.731				19.731	
404.03	GWG:BIRU	044	AGRICULTURE SERVICES		15.876		15.876	12.641	3.235		3.235	15.876	
404.04	GWG:CHAR	044	AGRICULTURE SERVICES	0.020	12.494		12.514	8.765	3.748		3.748	12.514	
404.05	GWG:CHEN	044	AGRICULTURE SERVICES	0.041	15.267		15.308	15.308				15.308	
404.06	GWG:DEN	044	AGRICULTURE SERVICES	0.024	9.493		9.517	6.824	2.693		2.693	9.517	
404.07	GWG:DOR	044	AGRICULTURE SERVICES	0.012	24.785		24.797	19.074	5.723		5.723	24.797	
404.08	GWG:DUM	044	AGRICULTURE SERVICES	0.011	12.496		12.507	4.151	8.356		8.356	12.507	
404.09	GWG:GHU	044	AGRICULTURE SERVICES		12.068		12.068	4.112	7.957		7.957	12.068	
404.10	GWG:LHA	044	AGRICULTURE SERVICES		8.579		8.579	8.579				8.579	
404.11	GWG:TEN	044	AGRICULTURE SERVICES		16.802		16.802	9.237	7.565		7.565	16.802	
404.12	GWG:NAINI	044	AGRICULTURE SERVICES	0.010	7.314		7.324	6.163	1.161		1.161	7.324	
404.13	GWG:PUG	044	AGRICULTURE SERVICES		13.295		13.295	8.967	4.328		4.328	13.295	
404.14	GWG:SAM	044	AGRICULTURE SERVICES	0.020	18.061		18.081	13.125	4.956		4.956	18.081	
404.15	GWG:SIP	044	AGRICULTURE SERVICES		9.117		9.117	9.117				9.117	
404.16	GWG:TAD	044	AGRICULTURE SERVICES	0.021	14.938		14.959	5.953	9.006		9.006	14.959	
405.01	T/rang	044	AGRICULTURE SERVICES	11.473	26.050		37.523	15.696	21.826		21.826	37.523	
405.02	GWG:BEG	044	AGRICULTURE SERVICES	0.020	4.364		4.384	4.384				4.384	
405.03	GWG:DUG	044	AGRICULTURE SERVICES	0.015	2.829		2.844	2.844				2.844	

IMF Code	AU	AU ABBR.	PR	NAME	EXPENDITURE				FINANCING				TOTAL
					CURRENT	CAPITAL	LENDING REPAY	TOTAL	RGOB	EXTERNAL		TOTAL	
										GRANT	LOAN		
405.04	GWG:BAG	044	AGRICULTURE SERVICES	0.019	2,562		2,581	2,581					2,581
405.05	GWG:GOG	044	AGRICULTURE SERVICES	0.033	6,933		6,966	6,966		2,800			2,800
405.06	GWG:RAG	044	AGRICULTURE SERVICES	0.021	5,313		5,334	5,334		1,681			1,681
405.07	GWG:KIG	044	AGRICULTURE SERVICES	0.040	5,780		5,820	5,820		2,400			2,400
405.08	GWG:MEG	044	AGRICULTURE SERVICES	0.040	2,650		2,690	2,690		0,073			0,073
405.09	GWG:PAT	044	AGRICULTURE SERVICES		4,066		4,066	4,066		2,000			2,066
405.10	GWG:PGC	044	AGRICULTURE SERVICES		4,986		4,986	4,986		4,986			4,986
405.11	GWG:SHG	044	AGRICULTURE SERVICES	0.050	8,190		8,240	8,240		4,390			4,390
405.12	GWG:TSG	044	AGRICULTURE SERVICES	0.025	5,241		5,266	5,266		5,266			5,266
405.13	GWG:TGR	044	AGRICULTURE SERVICES	0.025	2,879		2,904	2,904		2,904			2,904
406.01	Dagana	044	AGRICULTURE SERVICES	8,290	36,874		45,164	45,164		34,095	10,056	1,014	11,069
406.02	GWG:DOR	044	AGRICULTURE SERVICES		3,022		3,022	3,022		1,450	1,572		1,572
406.03	GWG:DRU	044	AGRICULTURE SERVICES		5,742		5,742	5,742		1,055	4,687		4,687
406.04	GWG:GESAR	044	AGRICULTURE SERVICES		6,635		6,635	6,635		3,406	3,229		3,229
406.05	GWG:GOSH	044	AGRICULTURE SERVICES		3,641		3,641	3,641		2,330	1,311		1,311
406.06	GWG:KANA	044	AGRICULTURE SERVICES	0.010	10,267		10,277	10,277		8,141	2,136		2,136
406.07	GWG:KHEBI	044	AGRICULTURE SERVICES		7,489		7,489	7,489		7,489			7,489
406.08	GWG:LAJA	044	AGRICULTURE SERVICES		3,934		3,934	3,934		1,678	2,256		2,256
406.09	GWG:TIDING	044	AGRICULTURE SERVICES		10,265		10,265	10,265		8,345	1,920		1,920
406.10	GWG:TIGANG	044	AGRICULTURE SERVICES		6,577		6,577	6,577		5,522	1,055		1,055
406.11	GWG:TIKHA	044	AGRICULTURE SERVICES		4,045		4,045	4,045		1,600	2,445		2,445
406.12	GWG:TEZA	044	AGRICULTURE SERVICES		7,282		7,282	7,282		7,282			7,282
406.13	GWG:DEO	044	AGRICULTURE SERVICES		3,650		3,650	3,650		2,145	1,505		1,505
406.14	GWG:LKHA	044	AGRICULTURE SERVICES		4,202		4,202	4,202		3,132	1,070		1,070
406.15	GWG:NICHU	044	AGRICULTURE SERVICES		5,979		5,979	5,979		5,062	0,917		0,917
407.01	P/kha	044	AGRICULTURE SERVICES	9,176	21,103		30,279	30,279		27,092	3,187		3,187
407.02	GWG:CHHU	044	AGRICULTURE SERVICES		11,531		11,531	11,531		5,412	6,118		6,118

IMF Code	AU	AU ABBR.	PR	NAME	EXPENDITURE				FINANCING				TOTAL
					CURRENT	CAPITAL	LENDING REPAY	TOTAL	RGOB	EXTERNAL		TOTAL	
										GRANT	LOAN		
407.03	GWG:GOEN	044	AGRICULTURE SERVICES		7.256		7.256	7.256					7.256
407.04	GWG:GUMA	044	AGRICULTURE SERVICES		11.749		11.749	10.249	1.500				11.749
407.05	GWG:KAB	044	AGRICULTURE SERVICES		8.167		8.167	2.682	5.485				8.167
407.06	GWG:LING	044	AGRICULTURE SERVICES		2.388		2.388	2.388					2.388
407.07	GWG:SHE	044	AGRICULTURE SERVICES		7.294		7.294	5.297	1.997				7.294
407.08	GWG:TALO	044	AGRICULTURE SERVICES		4.011		4.011	4.011					4.011
407.09	GWG:TEO	044	AGRICULTURE SERVICES		6.977		6.977	5.570	1.407				6.977
407.10	GWG:ZOMI	044	AGRICULTURE SERVICES		6.357		6.357	4.357	1.800				6.357
407.11	GWG:BAAP	044	AGRICULTURE SERVICES		6.180		6.180	4.080	2.100				6.180
407.12	GWG:TOEP	044	AGRICULTURE SERVICES		10.459		10.459	10.459					10.459
408.01	W/du		AGRICULTURE SERVICES		11.408		11.408	22.707				5.036	34.115
408.02	GWG:BJE	044	AGRICULTURE SERVICES		0.015		0.015	29.299				27.085	29.314
408.03	GWG:DAN	044	AGRICULTURE SERVICES					2.755				0.453	2.755
408.04	GWG:DAGA	044	AGRICULTURE SERVICES					8.581				4.305	8.581
408.05	GWG:GANG	044	AGRICULTURE SERVICES					4.992					4.992
408.06	GWG:GASEG	044	AGRICULTURE SERVICES					6.108				4.100	6.108
408.07	GWG:GASEW	044	AGRICULTURE SERVICES					2.000					2.000
408.08	GWG:KAZHI	044	AGRICULTURE SERVICES					13.747				7.819	13.747
408.09	GWG:NAHI	044	AGRICULTURE SERVICES					3.200					3.200
408.10	GWG:NYISHO	044	AGRICULTURE SERVICES					7.244				1.405	7.244
408.11	GWG:PHANG	044	AGRICULTURE SERVICES					7.086				5.878	7.086
408.12	GWG:PHOBI	044	AGRICULTURE SERVICES					8.400					8.400
408.13	GWG:RUEP	044	AGRICULTURE SERVICES					14.046				7.770	14.046
408.14	GWG:SEPHU	044	AGRICULTURE SERVICES					6.761				2.171	6.761
408.15	GWG:ATHANG	044	AGRICULTURE SERVICES		0.036			9.980				5.025	10.016
408.16	GWG:THEDT	044	AGRICULTURE SERVICES					5.673				2.203	5.673
409.01	B/thang		AGRICULTURE SERVICES		5.599			12.439				1.200	18.037

IMF Code	AU	AU ABBR.	PR	NAME	EXPENDITURE				FINANCING				TOTAL	
					CURRENT	CAPITAL	LENDING REPAY	TOTAL	RGOB	EXTERNAL		TOTAL		
										GRANT	LOAN			
409.02	GWG:CHHOEK	044	AGRICULTURE SERVICES		10.026				10.026	7.870	2.156		2.156	10.026
409.03	GWG:CHHUME	044	AGRICULTURE SERVICES		8.131				8.131	3.424	4.707		4.707	8.131
409.04	GWG:TANG	044	AGRICULTURE SERVICES		4.674				4.674	2.250	2.424		2.424	4.674
409.05	GWG:URA	044	AGRICULTURE SERVICES		4.450				4.450	4.450				4.450
410.01	S/pang	044	AGRICULTURE SERVICES		10.854				23.216	23.216				23.216
410.02	GWG:SAMT	044	AGRICULTURE SERVICES		0.010	2.904			2.913	2.913				2.913
410.03	GWG:CHUZ	044	AGRICULTURE SERVICES		0.030	4.787			4.817	4.817				4.817
410.04	GWG:DG	044	AGRICULTURE SERVICES		0.023	6.017			6.040	6.040				6.040
410.05	GWG:CHU	044	AGRICULTURE SERVICES		2.817				2.817	2.854	0.163		0.163	2.817
410.06	GWG:TTHANG	044	AGRICULTURE SERVICES		0.023	1.421			1.444	1.444				1.444
410.07	GWG:GELE	044	AGRICULTURE SERVICES		3.251				3.251	3.205	0.046		0.046	3.251
410.08	GWG:GL	044	AGRICULTURE SERVICES		0.060	9.668			9.728	6.490	3.238		3.238	9.728
410.09	GWG:JIG	044	AGRICULTURE SERVICES			11.195			11.195	7.518	3.677		3.677	11.195
410.10	GWG:UML	044	AGRICULTURE SERVICES		0.029	5.136			5.165	4.038	1.127		1.127	5.165
410.11	GWG:SINGHI	044	AGRICULTURE SERVICES		0.030	3.875			3.905	3.711	0.194		0.194	3.905
410.12	GWG:SAR	044	AGRICULTURE SERVICES		0.048	4.314			4.362	3.914	0.447		0.447	4.362
410.13	GWG:SERZ	044	AGRICULTURE SERVICES		0.013	3.704			3.718	3.718				3.718
411.01	Z/gang	044	AGRICULTURE SERVICES		7.138	29.509			36.647	27.237	9.409		9.409	36.647
411.02	GWG:BARDO	044	AGRICULTURE SERVICES		18.171				18.171	4.336	13.835		13.835	18.171
411.03	GWG:BJOKA	044	AGRICULTURE SERVICES		4.928				4.928	4.494	0.434		0.434	4.928
411.04	GWG:NANG	044	AGRICULTURE SERVICES		9.259				9.259	9.127	0.132		0.132	9.259
411.05	GWG:NGANG	044	AGRICULTURE SERVICES		7.171				7.171	5.134	2.037		2.037	7.171
411.06	GWG:PHANG	044	AGRICULTURE SERVICES		7.492				7.492	6.650	0.842		0.842	7.492
411.07	GWG:SIKHAR	044	AGRICULTURE SERVICES		7.706				7.706	4.520	3.187		3.187	7.706
411.08	GWG:TRONG	044	AGRICULTURE SERVICES		13.167				13.167	7.768	5.399		5.399	13.167
411.09	GWG:G/SHIN	044	AGRICULTURE SERVICES		6.863				6.863	4.930	1.933		1.933	6.863
412.01	T/gsa	044	AGRICULTURE SERVICES		5.499	33.613			39.112	22.564	13.781	2.767	16.547	39.112

IMF Code	AU	AU ABBR.	PR	NAME	EXPENDITURE				FINANCING				TOTAL
					CURRENT	CAPITAL	LENDING REPAY	TOTAL	RGOB	EXTERNAL		TOTAL	
										GRANT	LOAN		
412.02	GWG-DTG	044	AGRICULTURE SERVICES	8.096			8.096	6.754	1.341		1.341	8.096	
412.03	GWG-KPU	044	AGRICULTURE SERVICES	3.643			3.643	3.643				3.643	
412.04	GWG-LGL	044	AGRICULTURE SERVICES	7.353			7.353	5.058	2.295		2.295	7.353	
412.05	GWG-NUBI	044	AGRICULTURE SERVICES	12.329			12.329	9.460	2.869		2.869	12.329	
412.06	GWG-TGI	044	AGRICULTURE SERVICES	9.314			9.314	6.025	3.288		3.288	9.314	
413.01	L/ise	044	AGRICULTURE SERVICES	23.901	5.059		28.960	8.445	17.276	3.238	20.514	28.960	
413.02	GWG-GANG	044	AGRICULTURE SERVICES	15.745			15.745	13.886	1.859		1.859	15.745	
413.03	GWG-JAREY	044	AGRICULTURE SERVICES	6.715			6.715	2.189	4.525		4.525	6.715	
413.04	GWG-KHO	044	AGRICULTURE SERVICES	12.659			12.659	11.159	1.500		1.500	12.659	
413.05	GWG-KUR-GA	044	AGRICULTURE SERVICES	7.204			7.204	4.909	2.295		2.295	7.204	
413.06	GWG-MINJAY	044	AGRICULTURE SERVICES	7.139			7.139	4.319	2.820		2.820	7.139	
413.07	GWG-MINBI	044	AGRICULTURE SERVICES	10.252			10.252	3.314	6.938		6.938	10.252	
413.08	GWG-METSHO	044	AGRICULTURE SERVICES	2.805	0.024		2.829	0.024	2.805		2.805	2.829	
413.09	GWG-TGA	044	AGRICULTURE SERVICES	9.331	0.020		9.351	7.457	1.894		1.894	9.351	
414.01	M/gar	044	AGRICULTURE SERVICES	38.156	9.214		47.370	37.337	8.062	1.971	10.033	47.370	
414.02	GWG-BALAM	044	AGRICULTURE SERVICES	6.538			6.538	5.499	1.039		1.039	6.538	
414.03	GWG-CHALI	044	AGRICULTURE SERVICES	6.117			6.117	3.677	2.440		2.440	6.117	
414.04	GWG-CHAS	044	AGRICULTURE SERVICES	7.363			7.363	7.363				7.363	
414.05	GWG-DTSE	044	AGRICULTURE SERVICES	10.177			10.177	10.177				10.177	
414.06	GWG-DIPONG	044	AGRICULTURE SERVICES	4.146			4.146	4.146				4.146	
414.07	GWG-GONG	044	AGRICULTURE SERVICES	15.989			15.989	15.989				15.989	
414.08	GWG-JUR	044	AGRICULTURE SERVICES	14.933			14.933	3.200	11.733		11.733	14.933	
414.09	GWG-KIKHAR	044	AGRICULTURE SERVICES	11.761			11.761	10.266	1.495		1.495	11.761	
414.10	GWG-MONGGA	044	AGRICULTURE SERVICES	3.651			3.651	3.351	0.300		0.300	3.651	
414.11	GWG-NGAT	044	AGRICULTURE SERVICES	9.190			9.190	8.740	0.450		0.450	9.190	
414.12	GWG-SALENG	044	AGRICULTURE SERVICES	8.263			8.263	2.863	5.400		5.400	8.263	
414.13	GWG-SHER	044	AGRICULTURE SERVICES	17.174			17.174	7.488	9.686		9.686	17.174	

IMF Code	AU	AU ABBR.	PR	NAME	EXPENDITURE				FINANCING				TOTAL
					CURRENT	CAPITAL	LENDING REPAY	TOTAL	RGOB	EXTERNAL		TOTAL	
										GRANT	LOAN		
414.14	GWG:SILAM	044	AGRICULTURE SERVICES		13.615			3.030	13.615	10.585		10.585	13.615
414.15	GWG:TRONG	044	AGRICULTURE SERVICES		11.158			6.088	11.158	5.070		5.070	11.158
414.16	GWG:TILING	044	AGRICULTURE SERVICES		7.056			3.276	7.056	3.780		3.780	7.056
414.17	GWG:TMANG	044	AGRICULTURE SERVICES		7.561			7.561	7.561				7.561
414.18	GWG:NARANG	044	AGRICULTURE SERVICES		6.826			2.804	6.826	4.022		4.022	6.826
415.01	P/Gaishel	044	AGRICULTURE SERVICES	7.161	51.442			43.081	58.602	12.204	3.317	15.521	58.602
415.02	GWG:CHONG	044	AGRICULTURE SERVICES		0.850			0.850	0.850				0.850
415.03	GWG:CHHIM	044	AGRICULTURE SERVICES		2.200			2.200	2.200				2.200
415.04	GWG:DUNG	044	AGRICULTURE SERVICES		1.337			1.337	1.337				1.337
415.05	GWG:KHAR	044	AGRICULTURE SERVICES		1.650			1.650	1.650				1.650
415.06	GWG:SHUMER	044	AGRICULTURE SERVICES		5.600			0.500	5.600	5.100		5.100	5.600
415.07	GWG:YUR	044	AGRICULTURE SERVICES		1.759			1.759	1.759				1.759
415.08	GWG:ZOB	044	AGRICULTURE SERVICES		4.100			2.300	4.100	1.800		1.800	4.100
415.09	GWG:DILING	044	AGRICULTURE SERVICES		5.558			2.108	5.558	3.450		3.450	5.558
415.10	GWG:NORB	044	AGRICULTURE SERVICES		16.992			5.700	16.992	11.292		11.292	16.992
415.11	GWG:NANONG	044	AGRICULTURE SERVICES		8.947			4.548	8.947	4.399		4.399	8.947
415.12	GWG:CILING	044	AGRICULTURE SERVICES		5.543			2.963	5.543	2.580		2.580	5.543
416.01	S/Jongkhar	044	AGRICULTURE SERVICES	5.674	42.113			33.617	47.787	11.246	2.924	14.169	47.787
416.02	GWG:PTHANG	044	AGRICULTURE SERVICES		8.539			8.539	8.539				8.539
416.03	GWG:PTHANG	044	AGRICULTURE SERVICES		5.096			5.096	5.096				5.096
416.04	GWG:GOMDAR	044	AGRICULTURE SERVICES		5.656			5.656	5.656				5.656
416.05	GWG:WPHU	044	AGRICULTURE SERVICES		10.296			10.296	10.296				10.296
416.06	GWG:LPHU	044	AGRICULTURE SERVICES		3.453			3.453	3.453				3.453
416.07	GWG:LAURI	044	AGRICULTURE SERVICES		10.136			10.136	10.136				10.136
416.08	GWG:MART	044	AGRICULTURE SERVICES		13.718			13.718	13.718				13.718
416.09	GWG:DEO	044	AGRICULTURE SERVICES		9.334			9.334	9.334				9.334
416.10	GWG:ORONG	044	AGRICULTURE SERVICES		11.079			11.079	11.079				11.079

IMF Code	AU	AU ABBR.	PR	NAME	EXPENDITURE				FINANCING				TOTAL
					CURRENT	CAPITAL	LENDING REPAY	TOTAL	RGOB	EXTERNAL		TOTAL	
										GRANT	LOAN		
416.11	GWG-SG		044	AGRICULTURE SERVICES		0.904		0.904	0.904				0.904
416.12	GWG-SERTHI		044	AGRICULTURE SERVICES		14.450		14.450	14.450				14.450
417.01	T'gang		044	AGRICULTURE SERVICES	12.430	31.839		44.269	37.864	4.415	1.989	6.405	44.269
417.02	GWG-BAR		044	AGRICULTURE SERVICES		3.595		3.595	3.574	0.021		0.021	3.595
417.03	GWG-BIDUNG		044	AGRICULTURE SERVICES		3.920		3.920	3.440	0.480		0.480	3.920
417.04	GWG-KLUNG		044	AGRICULTURE SERVICES		8.595		8.595	4.995	3.600		3.600	8.595
417.05	GWG:KIPARA		044	AGRICULTURE SERVICES		11.965		11.965	10.940	1.025		1.025	11.965
417.06	GWG:KLING		044	AGRICULTURE SERVICES		9.705		9.705	0.620	9.085		9.085	9.705
417.07	GWG-LUMANG		044	AGRICULTURE SERVICES		11.892		11.892	2.385	9.508		9.508	11.892
417.08	GWG-MERAK		044	AGRICULTURE SERVICES		2.139		2.139	2.139				2.139
417.09	GWG:YNEER		044	AGRICULTURE SERVICES		9.458		9.458	8.445	1.013		1.013	9.458
417.10	GWG:PMEY		044	AGRICULTURE SERVICES		8.616		8.616	6.437	2.179		2.179	8.616
417.11	GWG:RADHI		044	AGRICULTURE SERVICES		5.177		5.177	4.877	0.300		0.300	5.177
417.12	GWG-SAKTEN		044	AGRICULTURE SERVICES		6.810		6.810	0.810	6.000		6.000	6.810
417.13	GWG:SIKHAR		044	AGRICULTURE SERVICES		4.133		4.133	4.133				4.133
417.14	GWG:SIPHU		044	AGRICULTURE SERVICES		5.728		5.728	5.728				5.728
417.15	GWG:TSHING		044	AGRICULTURE SERVICES		6.690		6.690	6.090	0.600		0.600	6.690
417.16	GWG-UZU		044	AGRICULTURE SERVICES		12.204		12.204	4.374	7.830		7.830	12.204
418.01	T'phu		044	AGRICULTURE SERVICES	6.463	19.947		26.409	12.088	14.321		14.321	26.409
418.02	GWG-SOE		044	AGRICULTURE SERVICES	0.020	0.150		0.170	0.170				0.170
418.03	GWG-CHANG		044	AGRICULTURE SERVICES	0.030	4.787		4.817	4.817				4.817
418.04	GWG-DAGALA		044	AGRICULTURE SERVICES	0.010	0.550		0.560	0.560				0.560
418.05	GWG:GAYNEY		044	AGRICULTURE SERVICES	0.014	1.689		1.703	1.703				1.703
418.06	GWG:KAWANG		044	AGRICULTURE SERVICES	0.010	7.607		7.617	7.617				7.617
418.07	GWG:USHI		044	AGRICULTURE SERVICES	0.020	0.050		0.070	0.070				0.070
418.08	GWG:MEWANG		044	AGRICULTURE SERVICES	0.010	6.322		6.332	5.582	0.750		0.750	6.332
418.09	GWG:NARO		044	AGRICULTURE SERVICES	0.010	0.150		0.160	0.160				0.160

IMF Code	AU	AU ABBR.	PR	NAME	EXPENDITURE				FINANCING			TOTAL		
					CURRENT	CAPITAL	LENDING REPAY	TOTAL	RGOB	GRANT	EXTERNAL LOAN		TOTAL	
				SUB-CLASSIFICATION TOTAL	11.4	71.722	14.071	0.000	85.793	75.096	10.697	0.000	10.697	85.793
12.1				Road Transport Affairs & Services										
206.01	MWHS		085	ROAD CONSTRUCTION AND MAINTENANCE SERVICES		499.794	4,588.109		5,087.903	1,804.046	3,283.857			5,087.903
207.01	MIC		064	ROAD SAFETY & TRANSPORT SERVICES		68.186	22.864		91.050	91.050				91.050
401.08	GWG:DUG		085	MULE TRACKS AND BRIDGE SERVICES			0.692		0.692	0.692				0.692
402.02	GWG:BJE		085	MULE TRACKS AND BRIDGE SERVICES			1.200		1.200	1.200				1.200
402.04	GWG:SBY		085	MULE TRACKS AND BRIDGE SERVICES			0.063		0.063	0.063				0.063
402.06	GWG:USE		085	MULE TRACKS AND BRIDGE SERVICES			0.556		0.556	0.525	0.031		0.031	0.556
402.07	GWG:GYG		085	MULE TRACKS AND BRIDGE SERVICES			1.456		1.456	1.456				1.456
403.02	GWG:DOB		085	MULE TRACKS AND BRIDGE SERVICES			0.110		0.110	0.110				0.110
403.04	GWG:DOT		085	MULE TRACKS AND BRIDGE SERVICES			0.510		0.510	0.510				0.510
403.07	GWG:LUN		085	MULE TRACKS AND BRIDGE SERVICES			0.400		0.400	0.400				0.400
403.08	GWG:NAJ		085	MULE TRACKS AND BRIDGE SERVICES			0.232		0.232	0.232				0.232
403.09	GWG:SHA		085	MULE TRACKS AND BRIDGE SERVICES			0.722		0.722	0.711	0.011		0.011	0.722
403.10	GWG:TSE		085	MULE TRACKS AND BRIDGE SERVICES			1.001		1.001	0.840	0.161		0.161	1.001
403.11	GWG:WAN		085	MULE TRACKS AND BRIDGE SERVICES			0.200		0.200	0.200				0.200
404.02	GWG:BARA		085	MULE TRACKS AND BRIDGE SERVICES			0.031		0.031	0.031				0.031
404.04	GWG:CHAR		085	MULE TRACKS AND BRIDGE SERVICES			2.837		2.837	2.837				2.837
404.09	GWG:GHU		085	MULE TRACKS AND BRIDGE SERVICES			0.976		0.976	0.976				0.976
404.10	GWG:LHA		085	MULE TRACKS AND BRIDGE SERVICES			8.552		8.552	5.871	2.682		2.682	8.552
404.12	GWG:NAINI		085	MULE TRACKS AND BRIDGE SERVICES			0.100		0.100	0.100				0.100
404.14	GWG:SAM		085	MULE TRACKS AND BRIDGE SERVICES			0.439		0.439	0.439				0.439
404.15	GWG:SIP		085	MULE TRACKS AND BRIDGE SERVICES			2.160		2.160	0.828	1.332		1.332	2.160
404.16	GWG:TAD		085	MULE TRACKS AND BRIDGE SERVICES			0.400		0.400	0.400				0.400
405.04	GWG:BAG		085	MULE TRACKS AND BRIDGE SERVICES			0.239		0.239	0.239				0.239
407.03	GWG:GOEN		085	MULE TRACKS AND BRIDGE SERVICES			2.000		2.000		2.000			2.000
407.07	GWG:SHE		085	MULE TRACKS AND BRIDGE SERVICES			0.957		0.957	0.957				0.957

IMF Code	AU	AU ABBR.	PR	NAME	EXPENDITURE				FINANCING			TOTAL	
					CURRENT	CAPITAL	LENDING REPAY	TOTAL	RGOB	EXTERNAL			
										GRANT	LOAN		TOTAL
	407.10	GWG:ZOMI	085	MULE TRACKS AND BRIDGE SERVICES		0.200		0.200	0.200			0.200	
	408.03	GWG:DAN	085	MULE TRACKS AND BRIDGE SERVICES		3.850		3.850		3.850		3.850	
	408.08	GWG:KAZHI	085	MULE TRACKS AND BRIDGE SERVICES		0.144		0.144	0.144			0.144	
	408.12	GWG:PHOBJI	085	MULE TRACKS AND BRIDGE SERVICES		2.115		2.115	2.115			2.115	
	408.14	GWG:SEPHU	085	MULE TRACKS AND BRIDGE SERVICES		4.000		4.000	4.000			4.000	
	409.02	GWG:CHHOEK	085	MULE TRACKS AND BRIDGE SERVICES		4.442		4.442		4.442		4.442	
	409.05	GWG:URA	085	MULE TRACKS AND BRIDGE SERVICES		1.080		1.080	1.080			1.080	
	410.09	GWG:JIG	085	MULE TRACKS AND BRIDGE SERVICES		1.871		1.871	1.871			1.871	
	410.11	GWG:SINGHI	085	MULE TRACKS AND BRIDGE SERVICES		0.040		0.040	0.040			0.040	
	412.04	GWG:LGL	085	MULE TRACKS AND BRIDGE SERVICES		0.100		0.100	0.100			0.100	
	413.05	GWG:KUR-GA	085	MULE TRACKS AND BRIDGE SERVICES		1.463		1.463	1.463			1.463	
	414.15	GWG:TIRONG	085	MULE TRACKS AND BRIDGE SERVICES		0.100		0.100	0.100			0.100	
	416.08	GWG:MART	085	MULE TRACKS AND BRIDGE SERVICES		0.090		0.090	0.090			0.090	
	416.12	GWG:SERTHI	085	MULE TRACKS AND BRIDGE SERVICES		0.070		0.070	0.070			0.070	
	417.05	GWG:KIPARA	085	MULE TRACKS AND BRIDGE SERVICES		1.990		1.990	1.990			1.990	
	417.08	GWG:MERAK	085	MULE TRACKS AND BRIDGE SERVICES		0.400		0.400	0.400			0.400	
	418.02	GWG:SOE	085	MULE TRACKS AND BRIDGE SERVICES		0.300		0.300	0.300			0.300	
	418.03	GWG:CHANG	085	MULE TRACKS AND BRIDGE SERVICES		0.047		0.047	0.047			0.047	
	418.04	GWG:DAGALA	085	MULE TRACKS AND BRIDGE SERVICES		0.150		0.150	0.150			0.150	
	418.07	GWG:L/SHI	085	MULE TRACKS AND BRIDGE SERVICES		6.494		6.494	6.494			6.494	
	418.09	GWG:NARO	085	MULE TRACKS AND BRIDGE SERVICES		0.713		0.713	0.713			0.713	
	419.02	GWG:KHAME	085	MULE TRACKS AND BRIDGE SERVICES		0.077		0.077	0.077			0.077	
	419.03	GWG:KHATOE	085	MULE TRACKS AND BRIDGE SERVICES		0.386		0.386	0.386			0.386	
	419.04	GWG:LAYA	085	MULE TRACKS AND BRIDGE SERVICES		2.462		2.462	2.462			2.462	
	419.05	GWG:LUNANA	085	MULE TRACKS AND BRIDGE SERVICES		2.834		2.834	2.834			2.834	
	420.08	GWG:YLLANG	085	MULE TRACKS AND BRIDGE SERVICES		0.300		0.300	0.300			0.300	
				SUB-CLASSIFICATION TOTAL	12.1	567.980	4,672.524	0.000	5,240.504	1,940.023	0.000	3,300.481	5,240.504

IMF Code	AU	AU ABBR.	PR	NAME	EXPENDITURE				FINANCING				
					CURRENT	CAPITAL	LENDING REPAY	TOTAL	RGOB	GRANT	EXTERNAL LOAN	TOTAL	
	210.01	MLHR	074	LABOUR & HUMAN RESOURCE POLICY DIRECTION SERVICES	29,993	5,450		35,443	35,443				35,443
	210.01	MLHR	077	LABOUR SERVICES	23,441	3,379		26,820	26,461		0,359		26,820
	210.01	MLHR	076	OCCUPATIONAL STANDARDS SERVICES	8,058	13,038		21,097	18,597		2,500		21,097
				SUB-CLASSIFICATION TOTAL	96,151	237,342	0,000	333,493	238,967	94,526	0,000	94,526	333,493
				GRAND TOTAL	24,129,586	25,837,024	2,745,451	52,712,061	38,885,693	13,387,571	438,796	13,826,37	52,712,061

SCHEDULE 6: SCHEDULE OF REVENUE RECEIPTS AND REMITTANCES FOR THE FISCAL YEAR 2016-17

Nu. in million

Sl.No.	Account Number	Operating Unit	Revenue Receipts	Revenue Remittances	Net
1	101.01/1001	His Majestys Secretariat, Thimphu	1.819	1.819	-
2	102.01/1001	Secretariat of His Majesty the Fourth Druk Gyalpo	1.868	1.868	-
3	103.01/1001	National Assembly of Bhutan, Thimphu	8.663	8.663	-
4	104.01/1001	National Council Secretariat, Thimphu	6.180	6.180	-
5	105.01/1001	Central Monastic Secretariat, Thimphu	1.448	1.448	-
6	105.01/1002	Central Monk Bodies (Rabdey), CRA, Thimphu	0.674	0.674	-
7	105.01/1003	HM Secretariat, Council for Religious Affairs	0.100	0.100	-
8	105.01/2001	Religion & Health Project, Central Monastic Secretariat, Thimphu	0.215	0.215	-
9	105.01/2002	Dratshang Lhentshog, Thimphu	5.110	5.110	-
10	106.01/1001	High Court, Thimphu	1.113	1.113	-
11	106.01/1002	District Court, Thimphu	0.897	0.897	-
12	106.01/1003	District Court, Trashigang	0.249	0.249	-
13	106.01/1004	District Court, Wangdue Phodrang	0.165	0.165	-
14	106.01/1005	District Court, Punakha	0.180	0.180	-
15	106.01/1006	District Court, Sarpang	0.191	0.191	-
16	106.01/1007	District Court, Tsirang	0.108	0.108	-
17	106.01/1008	District Court, Paro	0.279	0.279	-
18	106.01/1009	District Court, Chhukha	0.171	0.171	-
19	106.01/1010	District Court, Samtse	0.140	0.140	-
20	106.01/1011	District Court, Samdrup Jongkhar	0.240	0.240	-
21	106.01/1012	District Court, Mongar	0.125	0.125	-
22	106.01/1013	District Court, Haa	0.111	0.111	-
23	106.01/1014	District Court, Trongsa	0.156	0.156	-
24	106.01/1015	District Court, Zhemgang	0.217	0.217	-
25	106.01/1016	District Court, Dagana	0.209	0.209	-
26	106.01/1017	District Court, Lhuentse	0.140	0.140	-
27	106.01/1018	District Court, Pema Gatshel	0.093	0.093	-
28	106.01/1019	District Court, Bumthang	0.123	0.123	-
29	106.01/1021	District Court, Trashi Yangtse	0.198	0.198	-
30	106.01/1022	Dungkhag Court, Phuentsholing	0.417	0.417	-
31	106.01/1023	Dungkhag Court, Wamrong	0.064	0.064	-
32	106.01/1024	Dungkhag Court, Gelephu	0.112	0.112	-
33	106.01/1025	Drungkhag Court, Lhamoi Zhingkha	0.067	0.067	-
34	106.01/1026	Drungkhag Court, Dorokha	0.050	0.050	-
35	106.01/1027	Drungkhag Court, Sipsoo	0.078	0.078	-
36	106.01/1029	Drungkhag Court, Thrimshing	0.051	0.051	-
37	106.01/1030	Drungkhag Court, Nanglam	0.064	0.064	-

Sl.No.	Account Number	Operating Unit	Revenue Receipts	Revenue Remittances	Net
38	106.01/1031	Drungkhag Court, Weringla	0.107	0.107	-
39	106.01/1032	Drungkhag Court, Lingshi	0.199	0.199	-
40	106.01/1033	Drungkhag Court, Jomotsangkha	0.116	0.116	-
41	106.01/1034	Drungkhag Court, Samdrupcholing	0.177	0.177	-
42	106.01/1035	Drungkhag Court, Sakteng	0.094	0.094	-
43	106.01/1036	Drungkhag Court, Sombaykha	0.086	0.086	-
44	106.01/1037	Supreme Court	5.131	5.131	-
45	106.01/1039	District Court Gasa	0.198	0.198	-
46	106.01/1040	Panbang Dungkha Court	0.052	0.052	-
47	106.01/2001	Supreme Court, Thimphu	0.927	0.927	-
48	107.01/1001	Royal Civil Service Commission, Thimphu	3.205	3.205	-
49	107.01/2003	Royal Civil Service Commission, Thimphu	0.031	0.031	-
50	108.01/1001	Anti-Corruption Commission	3.560	3.560	-
51	108.01/2001	Anti-Corruption Commission	0.193	0.193	-
52	109.01/1001	Election Commissioner Office, Thimphu	2.184	2.184	-
53	110.01/1001	Royal Audit Authority, Thimphu	5.712	5.712	-
54	110.01/1002	Regional Royal Audit Authority (East), S/Jongkhar	0.660	0.660	-
55	110.01/1003	Regional Royal Audit Authority (Central), Bumthang	0.423	0.423	-
56	110.01/1004	Regional Royal Audit Authority (West), Tsirang	0.450	0.450	-
57	110.01/1005	Office of Assistant Auditor General - Western Region	0.610	0.610	-
58	110.01/2001	Royal Audit Authority, Thimphu	1.125	1.125	-
59	111.01/1001	Cabinet Secretariat, Thimphu	1.844	1.844	-
60	111.01/2002	G2C	0.031	0.031	-
61	111.01/2003	G2C	0.213	0.213	-
62	112.01/1001	Office of Legal Affairs, Thimphu	1.009	1.009	-
63	113.01/1001	Bhutan Olympic Committee, Thimphu	3.773	3.773	-
64	114.01/1001	Dzongkha Development Commission, Thimphu	0.943	0.943	-
65	115.01/1001	National Land Commission, Thimphu	5.549	5.549	-
66	116.01/1001	Centre for Bhutan Studies, Thimphu	1.288	1.288	-
67	117.01/1001	GNH Commission Secretariat, Thimphu	2.484	2.484	-
68	117.01/2003	Sustainable Development Secretariat (SDS), Thimphu	0.011	0.011	-
69	117.01/2006	Rural Economy Advancement Programme (REAP II), GNHC	0.004	0.004	-
70	118.01/1001	National Environment Commission, Thimphu.	1.376	1.376	-
71	118.01/2004	Green-House Gas Project, NEC, Thimphu	0.167	0.167	-
72	119.01/1001	Royal Institute of Management, Semtokha	3.103	3.103	-
73	119.01/2004	Royal Institute of Management, Semtokha	0.007	0.007	-
74	120.01/1001	Royal University of Bhutan , Thimphu	0.836	0.836	-
75	120.01/1002	Sherubtse College, Kanglung	0.777	0.777	-
76	120.01/1004	College of Science and Technology	0.736	0.736	-

Sl.No.	Account Number	Operating Unit	Revenue Receipts	Revenue Remittances	Net
77	120.01/1005	Paro College of Education	0.610	0.610	-
78	120.01/1006	Samtse College of Education	0.345	0.345	-
79	120.01/1007	JIGME NAMGYEL POLYTECHNIC, Deothang	1.675	1.675	-
80	120.01/1008	Gedu College of Business Studies	0.606	0.606	-
81	120.01/1011	Institute of Language and Culture Studies, Taktse	0.796	0.796	-
82	120.01/1012	College of Social Sciences, Gyalpozhing	0.638	0.638	-
83	120.01/1013	College of Advanced Studies, Yongphula	0.223	0.223	-
84	120.01/2002	College of Natural Resources, Lobesa	1.074	1.074	-
85	121.01/1001	National Statistical Bureau, Thimphu	1.027	1.027	-
86	121.01/1002	Population and Housing Census of Bhutan (PHCB), NSB	0.262	0.262	-
87	121.01/2001	National Statistical Bureau, Thimphu	0.025	0.025	-
88	122.01/1001	Bhutan Narcotic Control Agency, Thimphu	0.627	0.627	-
89	123.01/1001	Bhutan InfoComm & Media Authority, Thimphu	0.853	0.853	-
90	124.01/1001	Thimphu Thromdey Schools, City Corporation, Thimphu	20.572	20.572	-
91	124.01/1002	Phuentsholing Thromde School	5.595	5.595	-
92	124.01/1003	Samdrup Jongkhar Thromde Schools	2.099	2.099	-
93	124.01/1004	Gelephu Thromde Schools	2.384	2.384	-
94	125.01/1001	Drug Regulatory Authority	0.530	0.530	-
95	126.01/1001	Tourism Council of Bhutan	1.178	1.178	-
96	126.01/1002	HTMTI-Construction Project	2.954	2.954	-
97	126.01/1003	Royal Institute for Tourism & Hospitality	0.728	0.728	-
98	127.01/1001	National Commission for Women & Children	0.834	0.834	-
99	128.01/1001	Royal Education Council	1.768	1.768	-
100	129.01/1001	Bhutan Council for School Examination and Assessment	1.353	1.353	-
101	130.01/1001	Royal Privy Council, Thimphu.	1.110	1.110	-
102	131.01/1001	Bhutan Standards Bureau	1.171	1.171	-
103	132.01/1002	University of Medical Sciences	2.299	2.299	-
104	132.01/2001	Royal Institute of Health Science	0.059	0.059	-
105	132.01/2002	Faculty of Traditional Medicine	0.030	0.030	-
106	133.01/1001	Jigme Singye Wangchuk school of Law, Taba, Thimphu	6.541	6.541	-
107	134.01/1001	Bhutan National Legal Institute	0.529	0.529	-
108	135.01/1001	Civil Society Organization Authority	0.113	0.113	-
109	136.01/1001	Jigme Dorji Wangchuck National Referral Hospital	31.495	31.495	-
110	137.01/1001	Construction Development Authority	0.559	0.559	-
111	138.01/1001	Bhutan Health Trust Fund	0.158	0.158	-
112	201.01/1001	Ministry of Home and Cultural Affairs, Thimphu	2.173	2.173	-
113	201.01/1002	Department of Civil Registration & Census, MoHCA, Thimphu	1.135	1.135	-
114	201.01/1003	Department of Culture, MoHCA, Thimphu	5.068	5.068	-
115	201.01/1004	Department of Local Governance, MoHCA	0.510	0.510	-

Sl.No.	Account Number	Operating Unit	Revenue Receipts	Revenue Remittances	Net
116	201.01/1005	Department of Immigration, MoHCA, Thimphu	0.952	0.952	-
117	201.01/1006	Department of Disaster Management, MoHCA, Thimphu	0.580	0.580	-
118	201.01/1007	Royal Bhutan Police, HQ	11.267	11.267	-
119	201.01/1010	Ministry of Home and Cultural Affairs, Thimphu	0.033	0.033	-
120	201.01/1011	Regional Immigration Office, MoHCA, Gelephu	0.208	0.208	-
121	201.01/1012	Regional Immigration Office, MoHCA, Phuentsholing	0.763	0.763	-
122	201.01/1013	Regional Immigration Office, MoHCA, Samdrup Jongkhar	0.763	0.763	-
123	201.01/1014	Regional Immigration Office, MoHCA, Samtse	0.763	0.763	-
124	201.01/1015	National Museum, Paro	0.763	0.763	-
125	201.01/1016	The Tower of Trongsa Museum, Ta Dzong, Trongsa	0.763	0.763	-
126	201.01/1018	Royal Bhutan Police, Phuentsholing	0.763	0.763	-
127	201.01/1019	Royal Bhutan Police, Samdrup Jongkhar	0.763	0.763	-
128	201.01/1020	Royal Bhutan Police, Samtse	0.763	0.763	-
129	201.01/1021	Royal Bhutan Police, Gelephu	0.763	0.763	-
130	201.01/1022	Jail Services, Royal Bhutan Police	0.763	0.763	-
131	201.01/1023	Fire Fighting Services, Royal Bhutan Police	0.763	0.763	-
132	201.01/1024	Royal Bhutan Police, Tsirang	0.763	0.763	-
133	201.01/1025	Royal Bhutan Police, Trongsa	0.763	0.763	-
134	201.01/1026	Royal Bhutan Police, Trasgigang	0.763	0.763	-
135	201.01/1027	Royal Bhutan Police, Mongar	0.763	0.763	-
136	201.01/1028	Royal Bhutan Police, Training Centre- Jigmeling (Sarpang)	0.763	0.763	-
137	201.01/1029	Royal Bhutan Police, Training Centre- Tashigatshel (Chukha)	0.300	0.300	-
138	201.01/1030	Royal Bhutan Police, Paro	0.462	0.462	-
139	201.01/1031	Royal Bhutan Police, Punakha	0.259	0.259	-
140	201.01/1032	Royal Bhutan Police, Wangdue Phodrang	0.308	0.308	-
141	201.01/1033	Royal Bhutan Police, Bumthang	0.217	0.217	-
142	201.01/1034	Royal Bhutan Police, Division XIV, Trashiyangtse	0.169	0.169	-
143	201.01/2001	Disaster Mgt. Division, MoHCA, Thimphu	0.108	0.108	-
144	201.01/2007	Department of Disaster Management, MoHCA, Thimphu	0.200	0.200	-
145	201.01/2013	Pemagatshel Dzong Construction Project, Ministry of Home and Cultural Affairs	1.066	1.066	-
146	201.01/2015	Local Governance Sustainable Development Program (LGSDP), MOHCA	0.092	0.092	-
147	201.01/2017	Wangduephodrang Dzong Reconstruction Project	1.747	1.747	-
148	201.01/2018	Trashigang Dzong Conservation Project	0.922	0.922	-
149	201.01/2019	Paro Tadzong Conservation Project	0.106	0.106	-
150	201.01/2020	Phajoding Lhakhang Conservation Project	0.601	0.601	-
151	201.01/2021	Gasa Dzong Conservation Project, Department of Culture, MoHCA	0.264	0.264	-
152	201.01/2022	Construction of Sarpang Dzong, Department of Culture, MoHCA	0.661	0.661	-

Sl.No.	Account Number	Operating Unit	Revenue Receipts	Revenue Remittances	Net
153	201.01/2023	Drukgyel Dzong Conservation Project, Paro Dzong	0.708	0.708	-
154	202.01/1001	Ministry of Finance Secretariat, Thimphu	2.345	2.345	-
155	202.01/1002	Department of Public Accounts	0.964	0.964	-
156	202.01/1003	Department of National Budget, Ministry of Finance, Thimphu	1.086	1.086	-
157	202.01/1004	Department of Revenue and Customs, Ministry of Finance, Thimphu	1.280	1.280	-
158	202.01/1005	Department of National Properties, MoF, Thimphu	5.721	5.721	-
159	202.01/1007	Regional Revenue & Customs Office, Thimphu	1.082	1.082	-
160	202.01/1008	Regional Revenue & Customs Office, P/ling	2.810	2.810	-
161	202.01/1009	Regional Revenue & Customs, Gelephu	4.128	4.128	-
162	202.01/1010	Regional Revenue & Customs Office, S/Jongkhar	1.524	1.524	-
163	202.01/1011	Regional Revenue & Customs Office, Samtse	0.962	0.962	-
164	202.01/1012	Regional Revenue & Customs Office, Paro	0.754	0.754	-
165	202.01/1013	Regional Revenue & Customs Office, Mongar	0.323	0.323	-
166	202.01/1014	Regional Revenue & Customs Office, MoF, Bumthang	0.264	0.264	-
167	202.01/1016	Department of National Properties (D/Works), MoF, Thimphu	0.052	0.052	-
168	202.01/1018	HM Secretariat, Ministry of Finance	5.206	5.206	-
169	202.01/1019	Liaison and Transit Office Customs, Kolkata	0.137	0.137	-
170	203.01/1001	Ministry of Foreign Affairs, Thimphu	3.228	3.228	-
171	203.01/1002	Permanent Mission of Bhutan, Ministry of Foreign Affairs, New York, USA	0.448	0.448	-
172	203.01/1003	Permanent Mission of Bhutan, Ministry of Foreign Affairs, Geneva, Switzerland	0.657	0.657	-
173	203.01/1004	Royal Bhutanese Embassy, Ministry of Foreign Affairs, New Delhi, India	0.680	0.680	-
174	203.01/1005	Royal Bhutanese Embassy, Ministry of Foreign Affairs, Dhaka, Bangladesh	0.257	0.257	-
175	203.01/1006	Royal Bhutanese Embassy, Ministry of Foreign Affairs, Kuwait	0.164	0.164	-
176	203.01/1007	Royal Bhutanese Embassy, Ministry of Foreign Affairs, Bangkok, Thailand	0.416	0.416	-
177	203.01/1008	Royal Bhutanese Consulate, Ministry of Foreign Affairs, Kolkotta, India	2.013	2.013	-
178	203.01/1009	Royal Bhutanese Embassy, Brussels, Belgium	0.445	0.445	-
179	204.01/1001	Ministry of Agriculture and Forests Secretariat	3.308	3.308	-
180	204.01/1002	Department of Agriculture, MoA, Thimphu	7.296	7.296	-
181	204.01/1003	Department of Livestock, MoA, Thimphu	2.193	2.193	-
182	204.01/1004	Department of Forests and Park Services, MOA, Thimphu	2.182	2.182	-
183	204.01/1006	Bhutan Agriculture & Food Regulatory Authority (BAFRA), MoA, Thimphu	3.763	3.763	-
184	204.01/1007	National Biodiversity Centre, Serbithang	1.842	1.842	-
185	204.01/1008	Agriculture Machinery Centre, Paro	0.915	0.915	-

Sl.No.	Account Number	Operating Unit	Revenue Receipts	Revenue Remittances	Net
186	204.01/1009	Post Harvest Unit, MOA, Paro	1.497	1.497	-
187	204.01/1010	Central Machinery Unit, MOA, Bumthang	1.389	1.389	-
188	204.01/1011	National Plant Protection Center, Semtokha	3.692	3.692	-
189	204.01/1012	National Soil Service Centre, Semtokha	0.850	0.850	-
190	204.01/1013	National Center for Animal Health, Serbithang	2.855	2.855	-
191	204.01/1014	National Centre for Aquaculture (NCA)	2.855	1.962	0.893
192	204.01/1015	National Horse & Brown Swiss Cross Breeding Program, Bumthang	0.180	0.180	-
193	204.01/1016	National Livestock Breeding Programme, Yusipang	1.111	1.111	-
194	204.01/1017	National Feed & Fodder Development Programme, Bumthang	0.459	0.459	-
195	204.01/1018	Regional Livestock Development Centre	0.258	0.258	-
196	204.01/1019	Regional Poultry Breeding Centre, Paro	0.171	0.171	-
197	204.01/1020	National Pig Breeding Centre, Wangchutaba	1.201	1.201	-
198	204.01/1021	National Sheep Breeding Farm, Bumthang	0.305	0.305	-
199	204.01/1022	Brown Swiss Farm, Bumthang	0.349	0.349	-
200	204.01/1023	National Jersey Breeding Farm, Samtse	0.407	0.407	-
201	204.01/1024	Regional Livestock Development Centre, DoL, MoA, Zhemgang	0.340	0.340	-
202	204.01/1025	Regional Veterinary Laboratory, Tsimalakha	0.593	0.593	-
203	204.01/1026	National Poultry Breeding Farm, Sarpang	2.390	2.390	-
204	204.01/1027	Regional Veterinary Laboratory, Kanglung	0.569	0.569	-
205	204.01/1028	Livestock Central Store, Phuntsholing	0.167	0.167	-
206	204.01/1029	Cold Water Fish Culture Centre (CW FCC), Haa	0.548	0.548	-
207	204.01/1030	Calf Rearing Centre, Wangkha, Chhukha	0.369	0.369	-
208	204.01/1031	Regional Livestock Breeding Centre, Lingmithang	0.624	0.624	-
209	204.01/1032	Regional Mithun Breeding Farm, Arong	0.183	0.183	-
210	204.01/1033	National Nublang Farm, Tashiyangphu	0.115	0.115	-
211	204.01/1034	Regional Mithun Breeding Farm, Zhemgang	0.128	0.128	-
212	204.01/1035	Divisional Forest Office, Zhemgang	0.968	0.968	-
213	204.01/1036	Sakten Wildlife Sanctuary, Trashigang	0.511	0.511	-
214	204.01/1037	Jigme Singye Wangchuk National Park, Trongsa	0.830	0.830	-
215	204.01/1038	Bumdeling Wildlife Sanctuary, Trashi Yangtse	0.516	0.516	-
216	204.01/1039	Jigme Dorji National Park, Gasa	1.543	1.543	-
217	204.01/1040	Royal Manas National Park, Gelephu	0.984	0.984	-
218	204.01/1041	Thrumshingla National Park, Ura, Bumthang	0.780	0.780	-
219	204.01/1042	Divisional Forest Office, Gedu	1.129	1.129	-
220	204.01/1043	Divisional Forest Office, Wangdue Phodrang	1.037	1.037	-
221	204.01/1044	Divisional Forest Office, Thimphu	1.212	1.212	-
222	204.01/1045	Forestry Services Division, Trashigang	1.278	1.278	-
223	204.01/1046	Divisional Forest Office, Samtse	1.440	1.440	-

Sl.No.	Account Number	Operating Unit	Revenue Receipts	Revenue Remittances	Net
224	204.01/1047	Divisional Forest Office, S/Jongkhar	1.181	1.181	-
225	204.01/1048	Divisional Forest Office, Paro	1.104	1.104	-
226	204.01/1049	Divisional Forest Office, Mongar	0.974	0.974	-
227	204.01/1050	Forestry Services Division, Sarpang	0.682	0.682	-
228	204.01/1051	Divisional Forest Office, Tsirang	1.380	1.380	-
229	204.01/1052	Divisional Forest Office, Bumthang	0.989	0.989	-
230	204.01/1053	Forest Resources Dev. Division, Thimphu	0.663	0.663	-
231	204.01/1054	Wangchuck Centennial Park, Bumthang	0.451	0.451	-
232	204.01/1056	RNR-Research Centre, Bajo	1.714	1.714	-
233	204.01/1057	RNR-Research Centre, Jakar, Bumthang	0.615	0.615	-
234	204.01/1058	RNR-Research Centre, Yusipang	0.996	0.996	-
235	204.01/1059	RNRRC, Wengkhari	1.393	1.393	-
236	204.01/1060	National Seed Centre, Paro	0.225	0.225	-
237	204.01/1061	Rural Development Training Centre	0.661	0.661	-
238	204.01/1062	National Pig Breeding Centre, Gelephu	0.434	0.434	-
239	204.01/1063	Regional Fish Seed Production Centre, Bhangtar	1.096	1.096	-
240	204.01/1064	RNR -RDC Bhur, Gelephu	0.870	0.870	-
241	204.01/1065	Regional Marketing Officer and The Accountant	0.297	0.297	-
242	204.01/1066	Phibsoo Wildlife Sanctuary, Sarpang	0.341	0.341	-
243	204.01/1068	Jigme Khesar Strict Nature Reserve	0.213	0.213	-
244	204.01/1069	Divisional Forest Office, Pemagatshel	0.074	0.074	-
245	204.01/1070	Divisional Forest Office, Dagana	0.017	0.017	-
246	204.01/1071	Regional Agriculture & Marketing Co-Operative (RAMCO Gelephu)	0.009	0.009	-
247	204.01/2003	Management Planning of Wangchuck Centennial Park-Phase II, Bumthang	0.104	0.104	-
248	204.01/2006	Royal Botanical and Recreational Parks Division, MoA	0.743	0.743	-
249	204.01/2007	GOI & AMMEPP Projects, MoA, Thimphu	0.870	0.870	-
250	204.01/2013	S/thening of Livestock Dev. Initiative, DoL	1.194	1.194	-
251	204.01/2016	Ugyen Wangchuck Institute for Conservation and Environment	1.317	1.317	-
252	204.01/2021	Thrumshingla National Park, Ura, Bumthang	0.006	0.006	-
253	204.01/2024	Royal Manas National Park, Gelephu	0.022	0.022	-
254	204.01/2025	Bio-diversity Conservation Project-II, NCD	0.073	0.073	-
255	204.01/2027	Rural Livelihood Project, Zhemgang	0.158	0.158	-
256	204.01/2031	Department of Livestock, Ministry of Agriculture, Thimphu	0.017	0.017	-
257	204.01/2036	MAGIP Project, Ministry of Agriculture and Forests	0.030	0.030	-
258	204.01/2038	Wildlife Conservation Division, MoAF, Thimphu	1.101	1.101	-
259	204.01/2039	AFD, Ministry of Agriculture and FOREST.	0.052	0.052	-
260	204.01/2040	Green Bhutan Project, MoAF, Thimphu	0.006	0.006	-

Sl.No.	Account Number	Operating Unit	Revenue Receipts	Revenue Remittances	Net
261	204.01/2041	The Policy and Planning Division Ministry of Agriculture and Forests Thimphu.	0.035	0.035	-
262	204.01/2042	AFD, MoAF (REDD + Readiness Project)	0.498	0.498	-
263	204.01/2043	CARLEP	0.226	0.226	-
264	204.01/2044	Agricultural Research & Development Centre (Renewable Natural Resources Research Development Centre, Wengkhar)	0.152	0.152	-
265	204.01/2045	Regional Agricultural Marketing & Cooperative Office (RAMCO)	0.017	0.017	-
266	204.01/2046	Regional Livestock Development Centre (RLDC) Kanglung	0.091	0.091	-
267	205.01/1001	Ministry of Trade & Economics Affairs, Thimphu	2.634	2.634	-
268	205.01/1002	Department of Trade, MTEA, Thimphu	2.855	2.855	-
269	205.01/1003	Department of Geology & Mines, MTEA, Thimphu	2.808	2.808	-
270	205.01/1005	Department of Industry, MTEA, Thimphu	8.418	8.418	-
271	205.01/1006	Regional Trade & Industry Office, Trongsa	0.108	0.108	-
272	205.01/1007	Regional Trade & Industry Office, MTI, Phuentsholing	0.275	0.275	-
273	205.01/1008	Regional Trade & Industry Office, MTI, Gelephu	0.115	0.115	-
274	205.01/1009	Regional Trade & Industry Office, MTI, Samdrup Jongkhar	0.233	0.233	-
275	205.01/1010	Regional Trade & Industry Office, Mongar	0.067	0.067	-
276	205.01/1011	Dept. of Geology & Mines (Deposit Works), MTI, Thimphu	0.002	0.002	-
277	205.01/1012	Department of Cottage & Small Industries, MoEA	0.843	0.843	-
278	205.01/1013	Department of HydroPower & Power Systems	1.263	1.263	-
279	205.01/1014	Department of Renewable Energy	0.872	0.872	-
280	205.01/1015	Department of HydroMet Services	6.174	6.174	-
281	205.01/1016	Consumer Protection Office, Ministry of Economic Affairs, Tjhimphu	0.473	0.473	-
282	205.01/2001	EIT, Department of Trade, MoEA, Thimphu	0.051	0.051	-
283	205.01/2008	Flood Warning Services, Dept. of Hydro Met Services (FIC 0212)	0.847	0.847	-
284	205.01/2009	Phuentsholong Thromdey for Department of Trade, MoEA	0.002	0.002	-
285	206.01/1001	Secretariat, Ministry of Works & Human Settlement, Thimphu	2.225	2.225	-
286	206.01/1002	Department of Roads, Thimphu	2.285	2.285	-
287	206.01/1003	Department of Engineering Services	5.977	5.977	-
288	206.01/1004	Field Roads Maintenance Division, DOR, Zhemgang	5.225	5.225	-
289	206.01/1005	Field Roads Maintenance Division, DOR, Lobesa	23.674	23.674	-
290	206.01/1006	Field Roads Maintenance Division, DOR, Trashigang	9.664	9.664	-
291	206.01/1007	Field Roads Maintenance Division, DOR, Phuentsholing	7.734	7.734	-
292	206.01/1008	Field Roads Maintenance Division, DOR, Sarpang	9.379	9.379	-
293	206.01/1009	Field Roads Maintenance Division, DOR, Lingmithang	14.035	14.035	-
294	206.01/1010	Field Roads Maintenance Division, DOR, Trongsa	9.658	9.658	-
295	206.01/1011	Field Roads Maintenance Division, DOR, Thimphu	11.146	11.146	-

Sl.No.	Account Number	Operating Unit	Revenue Receipts	Revenue Remittances	Net
296	206.01/1013	Central Stores Unit, DOR, Phuentsholing	0.236	0.236	-
297	206.01/1014	Central Stores Unit, DoR, Phuentsholing (Deposit Work)	10.120	10.120	-
298	206.01/1017	Department of Human Settlement, MoWHS	1.744	1.744	-
299	206.01/1018	Project Management Office for Gomphu - Pangbang & Mamung - Digala Road Project	1.422	1.422	-
300	206.01/1019	Field Road Division, Department of Road, Samdrup Jongkhar	7.459	7.459	-
301	206.01/1020	Phuentsholing Thromdey	4.184	4.184	-
302	206.01/2001	Project Coordination Unit, RAP- II, DoR, Thimphu	0.374	0.374	-
303	206.01/2005	Gyelposhing-Nganglam Road Project, DOR, Lingmithang	3.120	3.120	-
304	206.01/2018	Second Bhutan Urban Development Project	0.261	0.261	-
305	206.01/2020	Road Network Project II, under Department of Roads,	0.022	0.022	-
306	206.01/2021	Second Bhutan Urban Development Project, City Corporation, Thimphu	2.082	2.082	-
307	206.01/2023	Department of Engineering Section, MoWHS	9.901	9.901	-
308	206.01/2024	ORIO-RGOB Project, DoR, MoWHS, Dagapela	2.238	2.238	-
309	206.01/2025	Phuentsholing Thromdey for Department of Engineering Services, MoWHS	0.645	0.645	-
310	206.01/2026	Department of Road (Project# SASEC Project BHU-L/3149, G-004)	1.288	1.288	-
311	207.01/1001	Ministry of Information & Communications Secretariat, Thimphu	1.419	1.419	-
312	207.01/1002	Department of Air Transport (DoAT)	6.119	6.119	-
313	207.01/1003	Roads Safety and Transport Authority, MOIC	1.515	1.515	-
314	207.01/1004	Regional Transport Office, RSTA, Phuentsholing	0.533	0.533	-
315	207.01/1005	Regional Transport Office, RSTA, Gelephu	0.225	0.225	-
316	207.01/1006	Regional Transport Office, RSTA, Samdrup Jongkhar	0.097	0.097	-
317	207.01/1007	Department of Information & Technology	5.978	5.978	-
318	207.01/1008	Department of Information & Media	0.433	0.433	-
319	207.01/1009	Bhutan Civil Aviation Authority (BCAA)	0.717	0.717	-
320	207.01/1010	Regional Transport Office. Mongar	0.196	0.196	-
321	207.01/2002	DIT, Ministry of Information and Communicaitons	1.089	1.089	-
322	207.01/2003	AFD, Ministry of Information and Communications, Thimphu	2.197	2.197	-
323	207.01/2004	Department of Information Technology and Telecom, MoIC	0.001	0.001	-
324	207.01/2005	Department of Air Transport, Ministry of Information & Communications, Paro	1.731	1.731	-
325	208.01/1001	Ministry of Health Secretariat, Thimphu	2.665	2.665	-
326	208.01/1002	Department of Public Health Services, MoH, Thimphu	3.429	3.429	-
327	208.01/1003	Department of Medical Services, MoH, Thimphu	3.571	3.571	-
328	208.01/1005	Regional Referral Hospital, Mongar	6.137	6.137	-
329	208.01/1006	Central Regional Referral Hospital, Gelephu	3.881	3.881	-
330	208.01/1007	Malaria Eradication Program, Gelephu	0.263	0.263	-

Sl.No.	Account Number	Operating Unit	Revenue Receipts	Revenue Remittances	Net
331	208.01/1009	Medical Supply Depot, Phuentsholing	0.780	0.780	-
332	208.01/1010	Phuentsholing General Hospital	4.320	4.320	-
333	208.01/1011	Department of Traditional Medicine Services (DTMS), MoH	2.797	2.797	-
334	208.01/1012	Department of Medical Supply and Health Infrastructure (DMSHI)	12.133	12.133	-
335	208.01/2002	Ministry of Health	0.577	0.577	-
336	208.01/2003	Ministry of Health	0.032	0.032	-
337	208.01/2004	RENEW Secretariat, Thimphu	0.024	0.024	-
338	208.01/2005	Vector-Borne Disease Control Programme, Gelephu	0.124	0.124	-
339	208.01/2008	Country Coordination Mechanism, Ministry of Health	0.071	0.071	-
340	208.01/2009	Construction of CRR Hospital, Gelephu, MoH, Thimphu	2.328	2.328	-
341	208.01/2012	TB Control Programme, MoH, Thimphu	0.177	0.177	-
342	208.01/2013	Enhanced Malaria Control Project, Gelephu	0.149	0.149	-
343	208.01/2016	International Assistance, Ministry of Health, Thimphu	0.339	0.339	-
344	208.01/2017	UNICEF Assisted Projects, Ministry of Health, Thimphu	0.171	0.171	-
345	208.01/2020	Expansion of JDWNR Hospital, Thimphu	0.004	0.004	-
346	208.01/2022	Reconstruction of 40 bedded Samtse Hospital, Ministry of Health	1.333	1.333	-
347	208.01/2023	Office of the Project Management Team, Global Fund to fight AIDS TB & Malaria, MoH.	0.004	0.004	-
348	208.01/2024	Health Infrastructure Development Division , MoH	2.275	2.275	-
349	208.01/2025	Swiss Red Cross Project	0.019	0.019	-
350	209.01/1001	Ministry Of Education Secretariat, Thimphu	2.373	2.373	-
351	209.01/1002	Department Of Adult and Higher Education, MOE, Thimphu	0.780	0.780	-
352	209.01/1003	Department of School Education, MoE, Thimphu	4.419	4.419	-
353	209.01/1004	Department of Youth, Culture & Sports, MoE, Thimphu	1.329	1.329	-
354	209.01/2001	International Assistance, Ministry of Education, Thimphu	15.709	15.709	-
355	209.01/2002	UNICEF Assisted Project, Ministry of Education, Thimphu	0.226	0.226	-
356	209.01/2003	Scholarship Division, Dept. of Adult & Higher Education, Thimphu	0.018	0.018	-
357	209.01/2007	Save the Children Fund-USA assisted Project	0.083	0.083	-
358	209.01/2008	Deptt. of Youth & Sports, Ministry of Education, Thimphu	0.012	0.012	-
359	210.01/1001	Ministry of Labour & Human Resources Secretariat, Thimphu	1.300	1.300	-
360	210.01/1002	Department of Technical Education, Thimphu	3.046	3.046	-
361	210.01/1003	Department of Occupational Standards, MoLHR, Thimphu	0.463	0.463	-
362	210.01/1004	Department of Labour, MoLHR	1.104	1.104	-
363	210.01/1005	Department of Employment and Human Resources, MoLHR	1.825	1.825	-
364	210.01/1006	Trashi Yangtse Institute for Zorig Chusum	0.841	0.841	-
365	210.01/1007	National Institute for Zorig Chusum, Thimphu.	0.988	0.988	-

Sl.No.	Account Number	Operating Unit	Revenue Receipts	Revenue Remittances	Net
366	210.01/1009	Samthang Institute of Automobile Engineering	0.843	0.843	-
367	210.01/1010	Vocational Training Institute, Khuruthang, Punakha	0.859	0.859	-
368	210.01/1011	Vocational Training Institute, Rangjung, Trashigang	0.819	0.819	-
369	210.01/1012	Jigme Wangchuk Power Training Institute, Dekiling, Sarpang	1.354	1.354	-
370	210.01/1013	Chumey Vocational Training Institute, Bumthang	0.539	0.539	-
371	210.01/1014	Thimphu Institute of Automobile Engineering, MoLHR	0.471	0.471	-
372	210.01/2006	Department of Technical Education, MoLHR	0.178	0.178	-
373	401.01/1001	Dzongkhag Administration, Chhukha	19.511	19.511	-
374	401.01/1002	Phuentsholing Drungkhag	4.949	4.949	-
375	401.02/1001	Sampheling Geog, Chhuka	0.175	0.175	-
376	401.03/1001	Bongo Geog, Chhuka	0.302	0.302	-
377	401.04/1001	Chapcha Geog, Chhukha Dzongkhag	0.208	0.208	-
378	401.05/1001	Dungna Geog, Chhukha Dzongkhag	0.058	0.058	-
379	401.06/1001	Gayling Geog, Chhukha Dzongkhag	0.235	0.235	-
380	401.07/1001	Darla Geog, Chhuka	0.488	0.488	-
381	401.08/1001	Getana Geog, Chhukha Dzongkhag	0.110	0.110	-
382	401.09/1001	Jabcho Geog, Chhukha Dzongkhag	0.108	0.108	-
383	401.10/1001	Lokchina Geog, Chhuka	0.233	0.233	-
384	401.11/1001	Metakha Geog, Chhukha Dzongkhag	0.057	0.057	-
385	401.12/1001	Phuentsholing Geog, Chhuka	0.127	0.127	-
386	402.01/1001	Dzongkhag Administration, Haa	9.007	9.007	-
387	402.02/1001	Bjee Geog, Ha Dzongkhag	0.089	0.089	-
388	402.03/1001	Kastho Geog, Ha Dzongkhag	0.071	0.071	-
389	402.04/1001	Sambekha Geog, Ha Dzongkhag	0.520	0.520	-
390	402.05/1001	Sama Geog, Ha Dzongkhag	0.127	0.127	-
391	402.06/1001	Uesu Geog, Ha Dzongkhag	0.168	0.168	-
392	402.07/1001	Gakiling Geog, Haa Dzongkhag	0.173	0.173	-
393	403.01/1001	Dzongkhag Administration, Paro	18.157	18.157	-
394	403.02/1001	Dobshari Geog, Paro Dzongkhag	0.074	0.074	-
395	403.03/1001	Dogar Geog, Paro Dzongkhag	0.118	0.118	-
396	403.04/1001	Dotey Geog, Paro Dzongkhag	0.052	0.052	-
397	403.05/1001	Horey Geog, Paro Dzongkhag	0.036	0.036	-
398	403.06/1001	Lango Geog, Paro Dzongkhag	0.063	0.063	-
399	403.07/1001	Lungni Geog, Paro Dzongkhag	0.153	0.153	-
400	403.08/1001	Naja Geog, Paro Dzongkhag	0.177	0.177	-
401	403.09/1001	Shaba Geog, Paro Dzongkhag	0.129	0.129	-
402	403.10/1001	Tsento Geog, Paro Dzongkhag	0.056	0.056	-
403	403.11/1001	Wangchang Geog, Paro Dzongkhag	0.173	0.173	-
404	404.01/1001	Dzongkhag Administration, Samtse	18.502	18.502	-

Sl.No.	Account Number	Operating Unit	Revenue Receipts	Revenue Remittances	Net
405	404.01/1002	Sipsu Drungkhag	7.434	7.434	-
406	404.01/1003	Dorokha Drungkhag	3.318	3.318	-
407	404.02/1001	Bara Geog, Samtse Dzongkhag	0.503	0.503	-
408	404.03/1001	Biru Geog, Samtse Dzongkhag	0.306	0.306	-
409	404.04/1001	Charghare Geog, Samtse Dzongkhag	0.367	0.367	-
410	404.05/1001	Chengmari Geog, Samtse Dzongkhag	0.325	0.325	-
411	404.06/1001	Denchhukha Geog, Samtse Dzongkhag	0.529	0.529	-
412	404.07/1001	Dorokha Geog, Samtse Dzongkhag	0.751	0.751	-
413	404.08/1001	Dumtoe Geog, Samtse Dzongkhag	0.302	0.302	-
414	404.09/1001	Ghumauney Geog, Samtse Dzongkhag	0.499	0.499	-
415	404.10/1001	Lhahareni Geog, Samtse Dzongkhag	0.334	0.334	-
416	404.11/1001	Tendu Geog, Samtse Dzongkhag	1.057	1.057	-
417	404.12/1001	Nainital Geog, Samtse Dzongkhag	0.115	0.115	-
418	404.13/1001	Pagli Geog, Samtse Dzongkhag	0.528	0.528	-
419	404.14/1001	Samtse Geog, Samtse Dzongkhag	0.297	0.297	-
420	404.15/1001	Sibsu Geog, Samtse Dzongkhag	0.209	0.209	-
421	404.16/1001	Tading Geog, Samtse Dzongkhag	0.803	0.803	-
422	405.01/1001	Dzongkhag Administration, Tsirang	12.597	12.597	-
423	405.02/1001	Beteni Geog, Tsirang Dzongkhag	0.149	0.149	-
424	405.03/1001	Dunglegang Geog, Tsirang Dzongkhag	0.136	0.136	-
425	405.04/1001	Barshong Geog, Tsirang Dzongkhag	0.030	0.030	-
426	405.05/1001	Gosheling Geog, Tsirang Dzongkhag	0.251	0.251	-
427	405.06/1001	Rangthangling Geog, Tsirang Dzongkhag	0.138	0.138	-
428	405.07/1001	Kikhorhang Geog, Tsirang Dzongkhag	0.192	0.192	-
429	405.08/1001	Mendrelgang Geog, Tsirang Dzongkhag	0.181	0.181	-
430	405.09/1001	Patale Geog, Tsirang Dzongkhag	0.213	0.213	-
431	405.10/1001	Phuentenchhu Geog, Tsirang Dzongkhag	0.146	0.146	-
432	405.11/1001	Semjong Geog, Tsirang Dzongkhag	0.293	0.293	-
433	405.12/1001	Tsholingkhar Geog, Tsirang Dzongkhag	0.157	0.157	-
434	405.13/1001	Tsirangtoe Geog, Tsirang Dzongkhag	0.101	0.101	-
435	406.01/1001	Dzongkhag Administration, Dagana	14.752	14.752	-
436	406.01/1002	Lhamoizingkha Dungkhag, Dagana	3.764	3.764	-
437	406.02/1001	Dorona Geog, Dagana Dzongkhag	0.100	0.100	-
438	406.03/1001	Drujeygang Geog, Dagana Dzongkhag	0.213	0.213	-
439	406.04/1001	Gesarling Geog, Dagana Dzongkhag	0.142	0.142	-
440	406.05/1001	Goshi Geog, Dagana Dzongkhag	0.070	0.070	-
441	406.06/1001	Kana Geog, Dagana Dzongkhag	0.088	0.088	-
442	406.07/1001	Khebisu Geog, Dagana Dzongkhag	0.090	0.090	-
443	406.08/1001	Lajab Geog, Dagana Dzongkhag	0.144	0.144	-
444	406.09/1001	Tashiding Geog, Dagana Dzongkhag	0.112	0.112	-

Sl.No.	Account Number	Operating Unit	Revenue Receipts	Revenue Remittances	Net
445	406.10/1001	Tshendaygang Geog, Dagana Dzongkhag	0.043	0.043	-
446	406.11/1001	Tshangkha Geog, Dagana Dzongkhag	0.075	0.075	-
447	406.12/1001	Tseza Geog, Dagana Dzongkhag	0.153	0.153	-
448	406.13/1001	Deorali Geog, Dagana Dzongkhag	0.166	0.166	-
449	406.14/1001	Lhamoizingkha Geog, Dagana Dzongkhag	0.118	0.118	-
450	406.15/1001	Nichula Geog, Dagana Dzongkhag	0.140	0.140	-
	139,892.000	139,892.000	16.570	16.570	-
451	407.01/1001	Dzongkhag Administration, Punakha	0.268	0.268	-
452	407.02/1001	Chhubu Geog, Punakha Dzongkhag	0.178	0.178	-
453	407.03/1001	Goenshari Geog, Punakha Dzongkhag	0.187	0.187	-
454	407.04/1001	Guma Geog, Punakha Dzongkhag	0.213	0.213	-
455	407.05/1001	Kabjisa Geog, Punakha Dzongkhag	0.105	0.105	-
456	407.06/1001	Lingbukha Geog, Punakha Dzongkhag	0.201	0.201	-
457	407.07/1001	Shengana Geog, Punakha Dzongkhag	0.119	0.119	-
458	407.08/1001	Talo Geog, Punakha Dzongkhag	0.165	0.165	-
459	407.09/1001	Toewang Geog, Punakha Dzongkhag	0.030	0.030	-
460	407.10/1001	Zoma Geog, Punakha Dzongkhag	0.030	0.030	-
461	407.11/1001	Baap Geog, Punakha	0.176	0.176	-
462	407.12/1001	Toebesa Geog, Punakha	0.192	0.192	-
463	408.01/1001	Dzongkhag Administration, Wangdue Phodrang	17.732	17.732	-
464	408.02/1001	Bjena Gewog, Wangdue Phodrang Dzongkhag	0.707	0.707	-
465	408.03/1001	Dangchhu Geog, Wangdue Phodrang Dzongkhag	0.109	0.109	-
466	408.04/1001	Darkar Geog, Wangdue Phodrang Dzongkhag	0.153	0.153	-
467	408.05/1001	Gangtey Geog, Wangdue Phodrang Dzongkhag	0.060	0.060	-
468	408.06/1001	Gasetshogom Geog, Wangdue Phodrang Dzongkhag	0.096	0.096	-
469	408.07/1001	Gasetshowom Geog, Wangdue Phodrang Dzongkhag	0.028	0.028	-
470	408.08/1001	Kashi Geog, Wangdue Phodrang Dzongkhag	0.281	0.281	-
471	408.09/1001	Nahi Geog, Wangdue Phodrang Dzongkhag	0.302	0.302	-
472	408.10/1001	Nisho Geog, Wangdue Phodrang Dzongkhag	0.224	0.224	-
473	408.11/1001	Phangyul Geog, Wangdue Phodrang Dzongkhag	0.204	0.204	-
474	408.12/1001	Phobjee Geog, Wangdue Phodrang Dzongkhag	0.043	0.043	-
475	408.13/1001	Roepa Geog, Wangdue Phodrang Dzongkhag	0.260	0.260	-
476	408.14/1001	Sephu Geog, Wangdue Phodrang Dzongkhag	0.235	0.235	-
477	408.15/1001	Athang Gewog, Wangdue Phodrang Dzongkhag	0.234	0.234	-
478	408.16/1001	Thetshong Geog, Wangdue Phodrang Dzongkhag	0.063	0.063	-
479	409.01/1001	Dzongkhag Administration, Bumthang	18.477	18.477	-
480	409.02/1001	Chhoekhor Geog, Bumthang Dzongkhag	0.634	0.634	-
481	409.03/1001	Chhume Geog, Bumthang Dzongkhag	0.244	0.244	-
482	409.04/1001	Tang Geog, Bumthang Dzongkhag	0.232	0.232	-
483	409.05/1001	Ura Geog, Bumthang Dzongkhag	0.111	0.111	-

Sl.No.	Account Number	Operating Unit	Revenue Receipts	Revenue Remittances	Net
484	410.01/1001	Dzongkhag Administration, Sarpang	20.943	20.943	-
485	410.01/1002	Dungkhag Administration, Gelephu	0.241	0.241	-
486	410.02/1002	Samtayling Geog, Sarpang Dzongkhag	0.058	0.058	-
487	410.03/1002	Chuzangang Geog, Sarpang Dzongkhag	0.093	0.093	-
488	410.04/1001	Dekiling Geog, Sarpang Dzongkhag	0.131	0.131	-
489	410.05/1001	Doeban Geog, Sarpang Dzongkhag	0.058	0.058	-
490	410.06/1002	Tareything Geog, Sarpang Dzongkhag	0.031	0.031	-
491	410.07/1002	Gelephu Geog, Sarpang Dzongkhag	0.754	0.754	-
492	410.08/1001	Hilley Geog, Sarpang Dzongkhag	0.255	0.255	-
493	410.09/1002	Jigmechoeling Geog, Sarpang Dzongkhag	0.278	0.278	-
494	410.10/1002	Umling Gewog, Sarpang Dzongkhag	0.084	0.084	-
495	410.11/1001	Singhi Geog, Sarpang Dzongkhag	0.083	0.083	-
496	410.12/1001	Sarpangtar Geog, Sarpang Dzongkhag	0.896	0.896	-
497	410.13/1002	Sershong Geog, Sarpang Dzongkhag	0.061	0.061	-
498	411.01/1001	Dzongkhag Administration, Zhemgang	11.087	11.087	-
499	411.01/1003	Panbang Dungkhag	4.843	4.843	-
500	411.02/1001	Bardo Geog, Zhemgang Dzongkhag	0.435	0.435	-
501	411.03/1002	Bjoka Gewog, Panbang Dungkhag	0.122	0.122	-
502	411.04/1001	Nangkor Geog, Zhemgang Dzongkhag	0.205	0.205	-
503	411.05/1002	Ngangla Gewog	0.179	0.179	-
504	411.06/1002	Phangkhar Gewog	0.141	0.141	-
505	411.07/1001	Shingkar Geog, Zhemgang Dzongkhag	0.131	0.131	-
506	411.08/1001	Trong Geog, Zhemgang Dzongkhag	0.384	0.384	-
507	411.09/1002	Goshing Gewog, Panbang Dungkhag	0.234	0.234	-
508	412.01/1001	Dzongkhag Administration, Trongsa	16.276	16.276	-
509	412.02/1001	Dragteng Geog, Trongsa Dzongkhag	0.504	0.504	-
510	412.03/1001	Korphu Geog, Trongsa Dzongkhag	0.075	0.075	-
511	412.04/1001	Langthel Geog, Trongsa Dzongkhag	0.237	0.237	-
512	412.05/1001	Nubi Geog, Trongsa Dzongkhag	0.415	0.415	-
513	412.06/1001	Tangsibji Geog, Trongsa Dzongkhag	0.238	0.238	-
514	413.01/1001	Dzongkhag Administration, Lhuentse	14.488	14.488	-
515	413.01/2003	Commercial Agriculture & Resilient Enhancement Programme (CARLEP)	0.094	0.094	-
516	413.02/1001	Gangzur Geog, Lhuentse Dzongkhag	0.483	0.483	-
517	413.03/1001	Jarey Geog, Lhuentse Dzongkhag	0.160	0.160	-
518	413.04/1001	Khoma Geog, Lhuentse Dzongkhag	0.275	0.275	-
519	413.05/1001	Kurtoe Geog, Lhuentse Dzongkhag	0.303	0.303	-
520	413.06/1001	Minjay Geog, Lhuentse Dzongkhag	0.217	0.217	-
521	413.07/1001	Menbi Geog, Lhuentse Dzongkhag	0.252	0.252	-
522	413.08/1001	Metsho Geog, Lhuentse Dzongkhag	0.192	0.192	-

Sl.No.	Account Number	Operating Unit	Revenue Receipts	Revenue Remittances	Net
523	413.09/1001	Tshenkhar Geog, Lhuentse Dzongkhag	0.227	0.227	-
524	414.01/1001	Dzongkhag Administration, Mongar	21.257	21.257	-
525	414.01/1002	Office of the Gyaltshab	0.131	0.131	-
526	414.01/2003	CARLEP	0.093	0.093	-
527	414.02/1001	Balam Geog, Mongar Dzongkhag	0.147	0.147	-
528	414.03/1001	Chali Geog, Mongar Dzongkhag	0.188	0.188	-
529	414.04/1001	Chaskhar Geog, Mongar Dzongkhag	0.151	0.151	-
530	414.05/1001	Dramtse Geog, Mongar Dzongkhag	0.217	0.217	-
531	414.06/1001	Drepong Geog, Mongar Dzongkhag	0.109	0.109	-
532	414.07/1001	Gongdue Geog, Mongar Dzongkhag	0.330	0.330	-
533	414.08/1001	Jurmey Geog, Mongar Dzongkhag	0.359	0.359	-
534	414.09/1001	Kengkhar Geog, Mongar Dzongkhag	0.301	0.301	-
535	414.10/1001	Mongar Geog, Mongar Dzongkhag	0.072	0.072	-
536	414.11/1001	Natshang Geog, Mongar Dzongkhag	0.079	0.079	-
537	414.12/1001	Saleng Geog, Mongar Dzongkhag	0.207	0.207	-
538	414.13/1001	Sherimung Geog, Mongar Dzongkhag	0.391	0.391	-
539	414.14/1001	Silambi Geog, Mongar Dzongkhag	0.295	0.295	-
540	414.15/1001	Thangrong Geog, Mongar Dzongkhag	0.243	0.243	-
541	414.16/1001	Tsakaling Geog, Mongar Dzongkhag	0.123	0.123	-
542	414.17/1001	Tsamang Geog, Mongar Dzongkhag	0.199	0.199	-
543	414.18/1001	Narang Geog, Mongar Dzongkhag	0.161	0.161	-
544	415.01/1001	Dzongkhag Administration, Pema Gatshel	14.455	14.455	-
545	415.01/1002	Nganglam Drungkhag	0.689	0.689	-
546	415.01/2003	CARLEP	0.145	0.145	-
547	415.02/1001	Chongshing Gewog, Pema Gatshel Dzongkhag	0.071	0.071	-
548	415.03/1001	Chhimung Geog, Pema Gatshel Dzongkhag	0.133	0.133	-
549	415.04/1001	Dungme Geog, Pema Gatshel Dzongkhag	0.072	0.072	-
550	415.05/1001	Khar Geog, Pema Gatshel Dzongkhag	0.091	0.091	-
551	415.06/1001	Shumar geog, Pema Gatshel Dzongkhag	0.239	0.239	-
552	415.07/1001	Yurung Geog, Pema Gatshel Dzongkhag	0.097	0.097	-
553	415.08/1001	Zobel Geog, Pema Gatshel Dzongkhag	0.136	0.136	-
554	415.09/1001	Decheling Gewog, Nganglam Dungkhag	0.366	0.366	-
555	415.10/1001	Norbugang Gewog, Nganglam Dungkhag	0.659	0.659	-
556	415.11/1001	Nanong Gewog, Pemagatshel Dzongkhag	0.345	0.345	-
557	415.12/1001	Chokorling Gewog, Nganglam Dungkhag	0.126	0.126	-
558	416.01/1001	Dzongkhag Administration, Samdrup Jongkhar	15.197	15.197	-
559	416.01/1002	Samdrupcholing Dungkhag	1.356	1.356	-
560	416.01/1003	Jomotshangkha Dungkhag	0.895	0.895	-
561	416.01/2003	CARLEP	0.091	0.091	-
562	416.02/1001	Phuntshothang Geog, Samdrup Jongkhar Dzongkhag	0.235	0.235	-

Sl.No.	Account Number	Operating Unit	Revenue Receipts	Revenue Remittances	Net
563	416.03/1001	Pemethang Geog, Samdrup Jongkhar Dzongkhag	0.120	0.120	-
564	416.04/1001	Gomdar Geog, Samdrup Jongkhar Dzongkhag	0.205	0.205	-
565	416.05/1001	Wangphu Geog, S/Jongkhar Dzongkhag	0.261	0.261	-
566	416.06/1001	Langchenphu Geog, Samdrup Jongkhar Dzongkhag	0.117	0.117	-
567	416.07/1001	Lauri Geog, Samdrup Jongkhar Dzongkhag	0.355	0.355	-
568	416.08/1001	Martshala Geog, Samdrup Jongkhar Dzongkhag	0.284	0.284	-
569	416.09/1001	Deothang Geog, S/Jongkhar Dzongkhag	0.306	0.306	-
570	416.10/1001	Orong Geog, Samdrup Jongkhar Dzongkhag	0.267	0.267	-
571	416.11/1001	Samrang Geog, Samdrup Jongkhar Dzongkhag	0.060	0.060	-
572	416.12/1001	Serthi Geog, Samdrup Jongkhar Dzongkhag	0.225	0.225	-
573	417.01/1001	Dzongkhag Administration, Trashigang	21.593	21.593	-
574	417.01/1002	Sakteng Dungkhag, Tashigang	1.187	1.187	-
575	417.01/1003	Thrimshing Dungkhag, Tashigang	1.959	1.959	-
576	417.01/1004	Wamrong Dungkhag, Tashigang	3.019	3.019	-
577	417.01/2003	CARLEP	0.108	0.108	-
578	417.02/1001	Bartsham Geog, Trashigang Dzongkhag	0.055	0.055	-
579	417.03/1001	Bidung Geog, Trashigang Dzongkhag	0.130	0.130	-
580	417.04/1001	Kanglung Geog, Trashigang Dzongkhag	0.132	0.132	-
581	417.05/1001	Kangpara Geog, Trashigang Dzongkhag	0.253	0.253	-
582	417.06/1001	Khaling Geog, Trashigang Dzongkhag	0.094	0.094	-
583	417.07/1001	Lumang Geog, Trashigang Dzongkhag	0.332	0.332	-
584	417.08/1001	Merak Geog, Trashigang Dzongkhag	0.242	0.242	-
585	417.09/1001	Yangneer Geog, Trashigang Dzongkhag	0.172	0.172	-
586	417.10/1001	Phongmey Geog, Trashigang Dzongkhag	0.133	0.133	-
587	417.11/1001	Radhi Geog, Trashigang Dzongkhag	0.060	0.060	-
588	417.12/1001	Sakten Geog, Trashigang Dzongkhag	0.325	0.325	-
589	417.13/1001	Samkhar Geog, Trashigang Dzongkhag	0.159	0.159	-
590	417.14/1001	Shongphu Geog, Trashigang Dzongkhag	0.116	0.116	-
591	417.15/1001	Thrimshing Geog, Trashigang Dzongkhag	0.083	0.083	-
592	417.16/1001	Uzarong Geog, Trashigang Dzongkhag	0.247	0.247	-
593	418.01/1001	Dzongkhag Administration, Thimphu	7.397	7.397	-
594	418.01/1002	Lingzhi Drungkhag	0.872	0.872	-
595	418.02/1001	Soe Geog, Thimphu Dzongkhag	0.031	0.031	-
596	418.03/1001	Chang Geog, Thimphu Dzongkhag	0.132	0.132	-
597	418.04/1001	Dagala Geog, Thimphu Dzongkhag	0.129	0.129	-
598	418.05/1001	Gayney Geog, Thimphu Dzongkhag	0.096	0.096	-
599	418.06/1001	Kawang Geog, Thimphu Dzongkhag	0.200	0.200	-
600	418.07/1001	Lingshi Geog, Thimphu Dzongkhag	0.088	0.088	-
601	418.08/1001	Mewang Geog, Thimphu Dzongkhag	0.179	0.179	-
602	418.09/1001	Naro Geog, Thimphu Dzongkhag	0.016	0.016	-

Sl.No.	Account Number	Operating Unit	Revenue Receipts	Revenue Remittances	Net
603	419.01/1002	Gasa DZongkhag	6.482	6.482	-
604	419.02/1002	Geonkhamed Gewog	0.081	0.081	-
605	419.03/1002	Geonkhatoed Gewog	0.054	0.054	-
606	419.04/1002	Laya Gewog	0.065	0.065	-
607	419.05/1002	Lunana Gewog	0.159	0.159	-
608	420.01/1001	Dzongkhag Administration, Trashi Yangtse	14.781	14.781	-
609	420.01/2003	CARLEP	0.072	0.072	-
610	420.02/1001	Bumdiling Gewog, Trashi Yangtse Dzongkhag	0.212	0.212	-
611	420.03/1001	Jamkhar Gewog, Trashi Yangtse Dzongkhag	0.097	0.097	-
612	420.04/1001	Khamdang Gewog, Trashi Yangtse Dzongkhag	0.190	0.190	-
613	420.05/1001	Ramjar Gewog, Trashi Yangtse Dzongkhag	0.105	0.105	-
614	420.06/1001	Toetsho Gewog, Trashi Yangtse Dzongkhag	0.175	0.175	-
615	420.07/1001	Tongshang Gewog, Trashi Yangtse Dzongkhag	0.057	0.057	-
616	420.08/1001	Yalang Gewog, Trashi Yangtse Dzongkhag	0.065	0.065	-
617	420.09/1001	Yangtse Gewog, Trashi Yangtse Dzongkhag	0.069	0.069	-
Total			1,004.246	1,003.353	0.893

Source: DPA, MoF

SCHEDULE 7: SCHEDULE OF RECOVERIES AND REMITTANCES FOR THE FISCAL YEAR 2016-17

Nu. in million

Sl. No.	Account Number	Operating Unit	Recoveries	Remittances	Net
1	101.01/1001	His Majestys Secretariat, Thimphu	2.962	2.962	-
2	102.01/1001	Secretariat of His Majesty the Fourth Druk Gyalpo	1.644	1.644	-
3	103.01/1001	National Assembly of Bhutan, Thimphu	18.572	18.633	(0.061)
4	104.01/1001	National Council Secretariat, Thimphu	14.094	14.094	-
5	105.01/1001	Central Monastic Secretariat, Thimphu	4.119	4.119	-
6	105.01/1002	Central Monk Bodies (Rabdey), CRA, Thimphu	0.451	0.451	-
7	105.01/1003	HM Secretariat, Council for Religious Affairs	0.018	0.018	-
8	105.01/2001	Religion & Health Project, Central Monastic Secretariat, Thimphu	0.364	0.364	-
9	105.01/2002	Dratshang Lhentshog, Thimphu	0.806	9.456	(8.650)
10	106.01/1001	High Court, Thimphu	4.498	4.498	-
11	106.01/1002	District Court, Thimphu	6.580	6.580	-
12	106.01/1003	District Court, Trashigang	1.017	1.017	-
13	106.01/1004	District Court, Wangdue Phodrang	1.689	1.689	-
14	106.01/1005	District Court, Punakha	1.302	1.302	-
15	106.01/1006	District Court, Sarpang	1.212	1.212	-
16	106.01/1007	District Court, Tsirang	0.856	0.856	-
17	106.01/1008	District Court, Paro	2.912	2.912	-
18	106.01/1009	District Court, Chhukha	1.186	1.186	-
19	106.01/1010	District Court, Samtse	1.560	1.560	-
20	106.01/1011	District Court, Samdrup Jongkhar	1.125	1.125	-
21	106.01/1012	District Court, Mongar	1.754	1.754	-
22	106.01/1013	District Court, Haa	1.310	1.310	-
23	106.01/1014	District Court, Trongsa	1.274	1.274	-
24	106.01/1015	District Court, Zhemgang	0.912	0.912	-
25	106.01/1016	District Court, Dagana	1.378	1.378	-
26	106.01/1017	District Court, Lhuentse	0.938	0.938	-
27	106.01/1018	District Court, Pema Gatshel	1.129	1.129	-
28	106.01/1019	District Court, Bumthang	1.530	1.530	-
29	106.01/1021	District Court, Trashigang	1.555	1.562	(0.007)
30	106.01/1022	Dungkhag Court, Phuentsholing	1.836	1.836	-
31	106.01/1023	Dungkhag Court, Wamrong	1.035	1.035	-
32	106.01/1024	Dungkhag Court, Gelephu	1.472	1.472	-
33	106.01/1025	Drungkhag Court, Lhamoi Zhingka	0.689	0.689	-
34	106.01/1026	Drungkhag Court, Dorokha	0.463	0.463	-
35	106.01/1027	Drungkhag Court, Sipsoo	0.867	0.867	-
36	106.01/1029	Drungkhag Court, Thrimshing	0.427	0.427	-
37	106.01/1030	Drungkhag Court, Nanglam	0.852	0.852	-
38	106.01/1031	Drungkhag Court, Weringla	0.518	0.518	-
39	106.01/1032	Drungkhag Court, Lingshi	0.899	0.899	-
40	106.01/1033	Drungkhag Court, Jomotsangkha	0.365	0.365	-

Sl. No.	Account Number	Operating Unit	Recoveries	Remittances	Net
41	106.01/1034	Drungkhag Court, Samdrupcholing	0.470	0.470	-
42	106.01/1035	Drungkhag Court, Sakteng	0.630	0.630	-
43	106.01/1036	Drungkhag Court, Sombaykha	0.471	0.471	-
44	106.01/1037	Supreme Court	7.018	7.018	-
45	106.01/1039	District Court Gasa	1.137	1.156	(0.019)
46	106.01/1040	Panbang Dungkhang Court	0.518	0.518	-
47	107.01/1001	Royal Civil Service Commission, Thimphu	10.717	10.936	(0.219)
48	108.01/1001	Anti-Corruption Commission	11.814	11.814	-
49	108.01/2001	Anti-Corruption Commission	0.023	0.023	-
50	109.01/1001	Election Commissioner Office, Thimphu	7.893	7.922	(0.029)
51	110.01/1001	Royal Audit Authority, Thimphu	17.916	17.916	-
52	110.01/1002	Regional Royal Audit Authority (East), S/Jongkhar	3.322	3.322	-
53	110.01/1003	Regional Royal Audit Authority (Central), Bumthang	3.595	3.595	-
54	110.01/1004	Regional Royal Audit Authority (West), Tsirang	3.913	3.913	-
55	110.01/1005	Office of Assistant Auditor General - Western Region	2.525	2.497	0.028
56	111.01/1001	Cabinet Secretariat, Thimphu	6.704	6.704	-
57	111.01/2003	G2C	0.003	0.003	-
58	112.01/1001	Office of Legal Affairs, Thimphu	6.454	6.454	-
59	113.01/1001	Bhutan Olympic Committee, Thimphu	2.236	2.236	-
60	114.01/1001	Dzongkha Development Commission, Thimphu	3.707	3.707	-
61	115.01/1001	National Land Commission, Thimphu	18.699	18.699	-
62	116.01/1001	Centre for Bhutan Studies, Thimphu	2.312	2.312	-
63	117.01/1001	GNH Commission Secretariat, Thimphu	7.826	7.826	-
64	118.01/1001	National Environment Commission, Thimphu.	5.650	7.435	(1.784)
65	119.01/1001	Royal Institute of Management, Semtokha	7.302	7.302	-
66	119.01/2004	Royal Institute of Management, Semtokha	0.001	0.001	-
67	120.01/1011	Institute of Language and Culture Studies, Taktse	1.079	1.079	-
68	120.01/1012	College of Social Sciences, Gyalpozhing	0.001	0.001	-
69	121.01/1001	National Statistical Bureau, Thimphu	4.406	4.406	-
70	122.01/1001	Bhutan Narcotic Control Agency, Thimphu	2.193	2.195	(0.001)
71	123.01/1001	Bhutan InfoComm & Media Authority, Thimphu	2.946	2.946	-
72	124.01/1001	Thimphu Thromdey Schools, City Corporation, Thimphu	89.908	89.908	-
73	124.01/1002	Phuentsholing Thromde School	18.116	18.116	-
74	124.01/1003	Samdrup Jongkhar Thromde Schools	7.500	7.500	-
75	124.01/1004	Gelephu Thromde Schools	11.797	11.797	-
76	125.01/1001	Drug Regulatory Authority	2.095	2.095	-
77	126.01/1001	Tourism Council of Bhutan	3.731	3.731	-
78	126.01/1002	HTMTI-Construction Project	2.650	2.650	-
79	126.01/1003	Royal Institute for Tourism & Hospitality	4.036	4.036	-
80	127.01/1001	National Commission for Women & Children	1.907	1.907	-
81	128.01/1001	Royal Education Council	6.764	6.764	-

Sl. No.	Account Number	Operating Unit	Recoveries	Remittances	Net
82	129.01/1001	Bhutan Council for School Examination and Assessment	4.217	4.224	(0.007)
83	130.01/1001	Royal Privy Council, Thimphu.	1.515	1.515	-
84	131.01/1001	Bhutan Standards Bureau	5.651	5.858	(0.207)
85	132.01/1002	University of Medical Sciences	5.484	5.484	-
86	133.01/1001	Jigme Singye Wangchuk school of Law, Taba, Thimphu	2.099	2.099	-
87	134.01/1001	Bhutan National Legal Institute	2.333	2.333	-
88	135.01/1001	Civil Society Organization Authority	0.422	0.422	-
89	136.01/1001	Jigme Dorji Wangchuck National Referral Hospital	92.094	92.094	-
90	137.01/1001	Construction Development Authority	2.850	2.850	-
91	138.01/1001	Bhutan Health Trust Fund	0.352	0.352	-
92	201.01/1001	Ministry of Home and Cultural Affairs, Thimphu	7.351	7.351	-
93	201.01/1002	Department of Civil Registration & Census, MoHCA, Thimphu	4.232	4.282	(0.050)
94	201.01/1003	Department of Culture, MoHCA, Thimphu	18.896	18.896	-
95	201.01/1004	Department of Local Governance, MoHCA	1.704	1.704	-
96	201.01/1005	Department of Immigration, MoHCA, Thimphu	7.527	7.527	-
97	201.01/1006	Department of Disaster Management, MoHCA, Thimphu	2.128	2.128	-
98	201.01/1007	Royal Bhutan Police, HQ	118.383	118.404	(0.021)
99	201.01/1011	Regional Immigration Office, MoHCA, Gelephu	2.412	2.412	-
100	201.01/1012	Regional Immigration Office, MoHCA, Phuentsholing	3.338	3.338	-
101	201.01/1013	Regional Immigration Office, MoHCA, Samdrup Jongkhar	2.723	2.723	-
102	201.01/1014	Regional Immigration Office, MoHCA, Samtse	1.791	1.791	-
103	201.01/1015	National Museum, Paro	2.103	2.103	-
104	201.01/1016	The Tower of Trongsa Museum, Ta Dzong, Trongsa	0.742	0.742	-
105	201.01/1018	Royal Bhutan Police, Phuentsholing	34.741	34.741	-
106	201.01/1019	Royal Bhutan Police, Samdrup Jongkhar	31.412	31.412	-
107	201.01/1020	Royal Bhutan Police, Samtse	21.966	21.962	0.003
108	201.01/1021	Royal Bhutan Police, Gelephu	31.473	31.473	-
109	201.01/1022	Jail Services, Royal Bhutan Police	20.181	20.181	-
110	201.01/1023	Fire Fighting Services, Royal Bhutan Police	5.568	5.568	-
111	201.01/1024	Royal Bhutan Police, Tsirang	14.983	14.983	-
112	201.01/1025	Royal Bhutan Police, Trongsa	7.591	7.591	-
113	201.01/1026	Royal Bhutan Police, Trasgigang	11.591	11.591	-
114	201.01/1027	Royal Bhutan Police, Mongar	14.992	14.992	-
115	201.01/1028	Royal Bhutan Police, Training Centre- Jigmeling (Sarpang)	15.129	15.129	-
116	201.01/1029	Royal Bhutan Police, Training Centre- Tashigatshel (Chukha)	19.594	19.594	-
117	201.01/1030	Royal Bhutan Police, Paro	14.160	14.160	-

Sl. No.	Account Number	Operating Unit	Recoveries	Remittances	Net
118	201.01/1031	Royal Bhutan Police, Punakha	13.731	13.731	-
119	201.01/1032	Royal Bhutan Police, Wangdue Phodrang	10.764	10.764	-
120	201.01/1033	Royal Bhutan Police, Bumthang	6.665	6.665	-
121	201.01/1034	Royal Bhutan Police, Division XIV, Trashiyangtse	6.212	6.212	-
122	201.01/2001	Disaster Mgt. Division, MoHCA, Thimphu	0.005	0.005	-
123	201.01/2003	Daga Tashiyangtse Dzong Conservation Project		0.051	(0.051)
124	201.01/2013	Pemagatshel Dzong Construction Project, Ministry of Home and Cultural Affairs	0.843	0.843	-
125	201.01/2015	Local Governance Sustainable Development Program (LGSDP), MOHCA	0.002	0.002	-
126	201.01/2017	Wangduephodrang Dzong Reconstruction Project	1.916	1.916	-
127	201.01/2018	Trashigang Dzong Conservation Project	0.450	0.450	-
128	201.01/2019	Paro Tadzong Conservation Project	0.372	0.372	-
129	201.01/2020	Phajoding Lhakhang Conservation Project	0.062	0.062	-
130	201.01/2021	Gasa Dzong Conservation Project, Department of Culture, MoHCA	0.212	0.212	-
131	201.01/2022	Construction of Sarpang Dzong, Department of Culture, MoHCA	0.002	0.002	-
132	201.01/2023	Drukgyel Dzong Conservation Project, Paro Dzong	0.254	0.254	-
133	202.01/1001	Ministry of Finance Secretariat, Thimphu	6.553	6.593	(0.040)
134	202.01/1002	Department of Public Accounts	2.870	2.870	-
135	202.01/1003	Department of National Budget, Ministry of Finance, Thimphu	3.204	3.204	-
136	202.01/1004	Department of Revenue and Customs, Ministry of Finance, Thimphu	6.216	6.216	-
137	202.01/1005	Department of National Properties, MoF, Thimphu	28.816	28.816	-
138	202.01/1007	Regional Revenue & Customs Office, Thimphu	7.372	7.372	-
139	202.01/1008	Regional Revenue & Customs Office, P/ling	14.060	14.060	-
140	202.01/1009	Regional Revenue & Customs, Gelephu	7.644	7.644	-
141	202.01/1010	Regional Revenue & Customs Office, S/Jongkhar	7.029	7.029	-
142	202.01/1011	Regional Revenue & Customs Office, Samtse	6.673	6.673	-
143	202.01/1012	Regional Revenue & Customs Office, Paro	7.644	7.644	-
144	202.01/1013	Regional Revenue & Customs Office, Mongar	3.300	3.300	-
145	202.01/1014	Regional Revenue & Customs Office, MoF, Bumthang	2.883	2.883	-
146	202.01/1018	HM Secretariat, Ministry of Finance	2.819	2.819	-
147	202.01/1019	Liaison and Transit Office Customs, Kolkata	1.470	1.470	-
148	203.01/1001	Ministry of Foreign Affairs, Thimphu	11.156	11.184	(0.028)
149	203.01/1002	Permanent Mission of Bhutan, Ministry of Foreign Affairs, New York, USA	0.328	0.328	-
150	203.01/1003	Permanent Mission of Bhutan, Ministry of Foreign Affairs, Geneva, Switzerland	0.520	0.563	(0.043)
151	203.01/1004	Royal Bhutanese Embassy, Ministry of Foreign Affairs, New Delhi, India	0.921	0.921	-
152	203.01/1005	Royal Bhutanese Embassy, Ministry of Foreign Affairs, Dhaka, Bangladesh	1.814	1.814	-

Sl. No.	Account Number	Operating Unit	Recoveries	Remittances	Net
153	203.01/1006	Royal Bhutanese Embassy, Ministry of Foreign Affairs, Kuwait	0.157	0.157	-
154	203.01/1007	Royal Bhutanese Embassy, Ministry of Foreign Affairs, Bangkok, Thailand	1.258	1.258	-
155	203.01/1008	Royal Bhutanese Consulate, Ministry of Foreign Affairs, Kolkotta, India	1.334	1.334	-
156	203.01/1009	Royal Bhutanese Embassy, Brussels, Belgium	0.415	0.415	-
157	204.01/1001	Ministry of Agriculture and Forests Secretariat	9.111	9.243	(0.132)
158	204.01/1002	Department of Agriculture, MoA, Thimphu	9.950	9.950	-
159	204.01/1003	Department of Livestock, MoA, Thimphu	5.054	5.054	-
160	204.01/1004	Department of Forests and Park Services, MOA, Thimphu	5.579	5.579	-
161	204.01/1006	Bhutan Agriculture & Food Regulatory Authority (BAFRA), MoA, Thimphu	18.173	18.208	(0.035)
162	204.01/1007	National Biodiversity Centre, Serbithang	4.863	4.863	-
163	204.01/1008	Agriculture Machinery Centre, Paro	7.408	7.408	-
164	204.01/1009	Post Harvest Unit, MOA, Paro	3.835	3.835	-
165	204.01/1010	Central Machinery Unit, MOA, Bumthang	7.797	7.804	(0.007)
166	204.01/1011	National Plant Protection Center, Semtokha	2.833	2.833	-
167	204.01/1012	National Soil Service Centre, Semtokha	4.764	4.764	-
168	204.01/1013	National Center for Animal Health, Serbithang	4.609	4.609	-
169	204.01/1014	National Centre for Aquaculture (NCA)	1.779	1.779	-
170	204.01/1015	National Horse & Brown Swiss Cross Breeding Program, Bumthang	0.764	0.764	-
171	204.01/1016	National Livestock Breeding Programme, Yusipang	3.808	3.808	-
172	204.01/1017	National Feed & Fodder Development Programme, Bumthang	2.437	2.437	-
173	204.01/1018	Regional Livestock Development Centre	1.518	1.518	-
174	204.01/1019	Regional Poultry Breeding Centre, Paro	1.009	1.009	-
175	204.01/1020	National Pig Breeding Centre, Wangchutaba	1.427	1.427	-
176	204.01/1021	National Sheep Breeding Farm, Bumthang	0.898	0.898	-
177	204.01/1022	Brown Swiss Farm, Bumthang	1.106	1.142	(0.037)
178	204.01/1023	National Jersey Breeding Farm, Samtse	1.276	1.276	-
179	204.01/1024	Regional Livestock Development Centre, DoL, MoA, Zhemgang	1.796	1.796	-
180	204.01/1025	Regional Veterinary Laboratory, Tsimlakha	2.756	2.756	-
181	204.01/1026	National Poultry Breeding Farm, Sarpang	2.283	2.283	-
182	204.01/1027	Regional Veterinary Laboratory, Kanglung	2.593	2.593	-
183	204.01/1028	Livestock Central Store, Phuntsholing	0.687	0.687	-
184	204.01/1029	Cold Water Fish Culture Centre (CWFCC), Haa	1.743	1.743	-
185	204.01/1030	Calf Rearing Centre, Wangkha, Chhukha	0.665	0.665	-
186	204.01/1031	Regional Livestock Breeding Centre, Lingmithang	1.756	1.756	-
187	204.01/1032	Regional Mithun Breeding Farm, Arong	0.529	0.529	-
188	204.01/1033	National Nublang Farm, Tashiyangphu	0.556	0.556	-

Sl. No.	Account Number	Operating Unit	Recoveries	Remittances	Net
189	204.01/1034	Regional Mithun Breeding Farm, Zhemgang	0.798	0.798	-
190	204.01/1035	Divisional Forest Office, Zhemgang	4.858	4.858	-
191	204.01/1036	Sakten Wildlife Sanctuary, Trashigang	3.172	3.172	-
192	204.01/1037	Jigme Singye Wangchuk National Park, Trongsa	4.098	4.098	-
193	204.01/1038	Bumdeling Wildlife Sanctuary, Trashi Yangtse	4.318	4.318	-
194	204.01/1039	Jigme Dorji National Park, Gasa	9.073	9.073	-
195	204.01/1040	Royal Manas National Park, Gelephu	5.781	5.781	-
196	204.01/1041	Thrumshingla National Park, Ura, Bumthang	4.719	4.719	-
197	204.01/1042	Divisional Forest Office, Gedu	6.355	6.360	(0.005)
198	204.01/1043	Divisional Forest Office, Wangdue Phodrang	12.540	12.540	-
199	204.01/1044	Divisional Forest Office, Thimphu	8.503	8.503	-
200	204.01/1045	Forestry Services Division, Trashigang	7.355	7.355	-
201	204.01/1046	Divisional Forest Office, Samtse	8.243	8.243	-
202	204.01/1047	Divisional Forest Office, S/Jongkhar	10.267	10.267	-
203	204.01/1048	Divisional Forest Office, Paro	11.677	11.677	-
204	204.01/1049	Divisional Forest Office, Mongar	7.784	7.784	-
205	204.01/1050	Forestry Services Division, Sarpang	7.523	7.523	-
206	204.01/1051	Divisional Forest Office, Tsirang	9.105	9.105	-
207	204.01/1052	Divisional Forest Office, Bumthang	7.574	7.836	(0.262)
208	204.01/1053	Forest Resources Dev. Division, Thimphu	2.176	2.176	-
209	204.01/1054	Wangchuck Centennial Park, Bumthang	4.041	4.041	-
210	204.01/1056	RNR-Research Centre, Bajo	7.334	7.334	-
211	204.01/1057	RNR-Research Centre, Jakar, Bumthang	3.278	3.366	(0.088)
212	204.01/1058	RNR-Research Centre, Yusipang	3.606	3.606	-
213	204.01/1059	RNRRC, Wengkhar	9.182	9.182	-
214	204.01/1060	National Seed Centre, Paro	0.122	0.122	-
215	204.01/1061	Rural Development Training Centre	2.075	2.075	-
216	204.01/1062	National Pig Breeding Centre, Gelephu	1.244	1.244	-
217	204.01/1063	Regional Fish Seed Production Centre, Bhangtar	0.832	0.832	-
218	204.01/1064	RNR -RDC Bhur, Gelephu	4.002	4.002	-
219	204.01/1065	Regional Marketing Officer and The Accountant	1.320	1.320	-
220	204.01/1066	Phibsoo Wildlife Sanctuary, Sarpang	3.604	3.604	-
221	204.01/1068	Jigme Khesar Strict Nature Reserve	2.623	2.623	-
222	204.01/2006	Royal Botanical and Recreational Parks Division, MoA	3.075	3.075	-
223	204.01/2007	GOI & AMMEPP Projects, MoA, Thimphu	2.752	2.752	-
224	204.01/2013	S/thening of Livestock Dev. Initiative, DoL	0.035	0.035	-
225	204.01/2016	Ugyen Wangchuck Institute for Conservation and Environment	9.197	9.197	-
226	204.01/2021	Thrumshingla National Park, Ura, Bumthang	0.007	0.007	-
227	204.01/2024	Royal Manas National Park, Gelephu	0.012	0.012	-
228	204.01/2027	Rural Livelihood Project, Zhemgang	0.801	0.801	-
229	204.01/2031	Department of Livestock, Ministry of Agriculture, Thimphu	0.012	0.012	-

Sl. No.	Account Number	Operating Unit	Recoveries	Remittances	Net
230	204.01/2036	MAGIP Project, Ministry of Agriculture and Forests	0.254	0.254	-
231	204.01/2038	Wildlife Conservation Division, MoAF, Thimphu	2.910	2.910	-
232	204.01/2039	AFD, Ministry of Agriculture and FOREST.	0.006	0.006	-
233	204.01/2041	"The Policy and Planning Division Ministry of Agriculture and Forests Thimphu."	0.005	0.005	-
234	204.01/2043	CARLEP	0.639	0.639	-
235	204.01/2044	Agricultural Research & Development Centre (Renewable Natural Resources Research Development Centre, Wengkhari)	0.002	0.002	-
236	205.01/1001	Ministry of Trade & Economics Affairs, Thimphu	9.529	9.590	(0.061)
237	205.01/1002	Department of Trade, MTEA, Thimphu	4.332	4.332	-
238	205.01/1003	Department of Geology & Mines, MTEA, Thimphu	16.416	16.416	-
239	205.01/1005	Department of Industry, MTEA, Thimphu	4.595	4.595	-
240	205.01/1006	Regional Trade & Industry Office, Trongsa	1.272	1.315	(0.043)
241	205.01/1007	Regional Trade & Industry Office, MTI, Phuentsholing	0.690	0.690	-
242	205.01/1008	Regional Trade & Industry Office, MTI, Gelephu	0.902	0.902	-
243	205.01/1009	Regional Trade & Industry Office, MTI, Samdrup Jongkhar	1.051	1.051	-
244	205.01/1010	Regional Trade & Industry Office, Mongar	0.707	0.707	-
245	205.01/1012	Department of Cottage & Small Industries, MoEA	2.087	2.087	-
246	205.01/1013	Department of HydroPower & Power Systems	3.439	3.439	-
247	205.01/1014	Department of Renewable Energy	3.055	3.055	-
248	205.01/1015	Department of HydroMet Services	9.213	9.213	-
249	205.01/1016	Consumer Protection Office, Ministry of Economic Affairs, Tjhimphu	1.383	1.383	-
250	205.01/2001	EIT, Department of Trade, MoEA, Thimphu	0.004	0.004	-
251	205.01/2008	Flood Warning Services, Dept. of Hydro Met Services (FIC 0212)	2.260	2.260	-
252	206.01/1001	Secretariat, Ministry of Works & Human Settlement, Thimphu	6.392	6.392	-
253	206.01/1002	Department of Roads, Thimphu	7.819	7.819	-
254	206.01/1003	Department of Engineering Services	9.670	9.670	-
255	206.01/1004	Field Roads Maintenance Division, DOR, Zhemgang	1.996	2.003	(0.007)
256	206.01/1005	Field Roads Maintenance Division, DOR, Lobesa	10.331	10.331	-
257	206.01/1006	Field Roads Maintenance Division, DOR, Trashigang	3.684	3.684	-
258	206.01/1007	Field Roads Maintenance Division, DOR, Phuentsholing	5.199	5.199	-
259	206.01/1008	Field Roads Maintenance Division, DOR, Sarpang	3.600	3.600	-
260	206.01/1009	Field Roads Maintenance Division, DOR, Lingmithang	6.637	6.637	-
261	206.01/1010	Field Roads Maintenance Division, DOR, Trongsa	5.504	5.504	-
262	206.01/1011	Field Roads Maintenance Division, DOR, Thimphu	5.590	5.590	-

Sl. No.	Account Number	Operating Unit	Recoveries	Remittances	Net
263	206.01/1013	Central Stores Unit, DOR, Phuentsholing	0.599	0.599	-
264	206.01/1014	Central Stores Unit, DoR, Phuentsholing (Deposit Work)	24.773	24.773	-
265	206.01/1017	Department of Human Settlement, MoWHS	5.423	5.423	-
266	206.01/1018	Project Management Office for Gomphu - Pangbang & Mamung - Digala Road Project	3.405	3.405	-
267	206.01/1019	Field Road Division, Department of Road, Samdrup Jongkhar	3.595	5.370	(1.774)
268	206.01/1020	Phuentsholing Thromdey	0.009	0.009	-
269	206.01/2005	Gyelposhing-Nganglam Road Project, DOR, Lingmithang	3.650	3.650	-
270	206.01/2020	Road Network Project II, under Department of Roads,	0.100	0.100	-
271	206.01/2023	Department of Engineering Section, MoWHS	0.423	0.423	-
272	206.01/2024	ORIO-RGOB Project, DoR, MoWHS, Dagapela	0.313	0.313	-
273	207.01/1001	Ministry of Information & Communications Secretariat, Thimphu	5.256	5.256	-
274	207.01/1002	Department of Air Transport (DoAT)	44.482	44.482	-
275	207.01/1003	Roads Safety and Transport Authority, MOIC	6.377	6.377	-
276	207.01/1004	Regional Transport Office, RSTA, Phuentsholing	1.618	1.618	-
277	207.01/1005	Regional Transport Office, RSTA, Gelephu	2.708	2.708	-
278	207.01/1006	Regional Transport Office, RSTA, Samdrup Jongkhar	1.306	1.306	-
279	207.01/1007	Department of Information & Technology	4.969	4.969	-
280	207.01/1008	Department of Information & Media	1.662	1.662	-
281	207.01/1009	Bhutan Civil Aviation Authority (BCAA)	2.936	2.936	-
282	207.01/1010	Regional Transport Office. Mongar	1.609	1.609	-
283	207.01/2002	DIT, Ministry of Information and Communicaitons	3.036	3.036	-
284	207.01/2003	AFD, Ministry of Information and Communications, Thimphu		25.890	(25.890)
285	208.01/1001	Ministry of Health Secretariat, Thimphu	9.609	9.730	(0.121)
286	208.01/1002	Department of Public Health Services, MoH, Thimphu	11.134	11.134	-
287	208.01/1003	Department of Medical Services, MoH, Thimphu	14.653	14.653	-
288	208.01/1005	Regional Referral Hospital, Mongar	24.791	24.791	-
289	208.01/1006	Central Regional Referral Hospital, Gelephu	25.296	25.296	-
290	208.01/1007	Malaria Eradication Program, Gelephu	2.734	2.734	-
291	208.01/1009	Medical Supply Depot, Phuentsholing	1.955	1.955	-
292	208.01/1010	Phuentsholing General Hospital	14.577	14.577	-
293	208.01/1011	Department of Traditional Medicine Services (DTMS), MoH	11.069	11.069	-
294	208.01/1012	Department of Medical Supply and Health Infrastructure (DMSHI)	5.881	5.881	-
295	208.01/2005	Vector-Borne Disease Control Programme, Gelephu	0.005	0.005	-

Sl. No.	Account Number	Operating Unit	Recoveries	Remittances	Net
296	208.01/2008	Country Coordination Mechanism, Ministry of Health	0.019	0.019	-
297	208.01/2009	Construction of CRR Hospital, Gelephu, MoH, Thimphu	0.030	0.030	-
298	208.01/2022	Reconstruction of 40 bedded Samtse Hospital, Ministry of Health	0.030	0.030	-
299	208.01/2024	Health Infrastructure Development Division , MoH	1.417	1.417	-
300	209.01/1001	Ministry Of Education Secretariat, Thimphu	10.150	10.150	-
301	209.01/1002	Department Of Adult and Higher Education, MOE, Thimphu	2.954	2.954	-
302	209.01/1003	Department of School Education, MoE, Thimphu	9.605	9.605	-
303	209.01/1004	Department of Youth, Culture & Sports, MoE, Thimphu	4.006	4.006	-
304	209.01/2001	International Assistance, Ministry of Education, Thimphu	1.251	1.251	-
305	210.01/1001	Ministry of Labour & Human Resources Secretariat, Thimphu	4.492	4.492	-
306	210.01/1002	Department of Technical Education, Thimphu	3.607	3.607	-
307	210.01/1003	Department of Occupational Standards, MoLHR, Thimphu	2.219	2.219	-
308	210.01/1004	Department of Labour, MoLHR	4.841	4.841	-
309	210.01/1005	Department of Employment and Human Resources, MoLHR	5.260	5.260	-
310	210.01/1006	Trashi Yangtse Institute for Zorig Chusum	2.701	2.701	-
311	210.01/1007	National Institute for Zorig Chusum, Thimphu.	4.666	4.666	-
312	210.01/1009	Samthang Institute of Automobile Engineering	2.122	2.122	-
313	210.01/1010	Vocational Training Institute, Khuruthang, Punakha	3.897	3.897	-
314	210.01/1011	Vocational Training Institute, Rangjung, Trashigang	2.925	2.925	-
315	210.01/1012	Jigme Wangchuk Power Training Institute, Dekiling, Sarpang	3.007	3.007	-
316	210.01/1013	Chumey Vocational Training Institute, Bumthang	1.814	1.832	(0.018)
317	210.01/1014	Thimphu Institute of Automobile Engineering, MoLHR	1.684	1.684	-
318	401.01/1001	Dzongkhag Administration, Chhukha	63.186	63.186	-
319	401.01/1002	Phuentsholing Drungkhag	21.584	21.584	-
320	401.02/1001	Sampheling Geog, Chhuka	0.035	0.035	-
321	401.03/1001	Bongo Geog, Chhuka	0.211	0.211	-
322	401.04/1001	Chapcha Geog, Chhukha Dzongkhag	0.217	0.217	-
323	401.05/1001	Dungna Geog, Chhukha Dzongkhag	0.042	0.042	-
324	401.06/1001	Gayling Geog, Chhukha Dzongkhag	0.476	0.476	-
325	401.07/1001	Darla Geog, Chhuka	0.187	0.187	-
326	401.08/1001	Getana Geog, Chhukha Dzongkhag	0.373	0.373	-
327	401.09/1001	Jabcho Geog, Chhukha Dzongkhag	0.193	0.193	-
328	401.10/1001	Lokchina Geog, Chhuka	0.006	0.006	-
329	401.11/1001	Metakha Geog, Chhukha Dzongkhag	0.473	0.473	-

Sl. No.	Account Number	Operating Unit	Recoveries	Remittances	Net
330	401.12/1001	Phuentsholing Geog, Chhuka	0.188	0.188	-
331	402.01/1001	Dzongkhag Administration, Haa	29.630	29.690	(0.060)
332	402.02/1001	Bjee Geog, Ha Dzongkhag	0.151	0.151	-
333	402.03/1001	Kastho Geog, Ha Dzongkhag	0.103	0.103	-
334	402.04/1001	Sambekha Geog, Ha Dzongkhag	0.514	0.514	-
335	402.05/1001	Sama Geog, Ha Dzongkhag	0.264	0.264	-
336	402.06/1001	Uesu Geog, Ha Dzongkhag	0.028	0.028	-
337	402.07/1001	Gakiling Geog, Haa Dzongkhag	0.338	0.338	-
338	403.01/1001	Dzongkhag Administration, Paro	96.394	96.394	-
339	403.02/1001	Dobshari Geog, Paro Dzongkhag	0.078	0.078	-
340	403.03/1001	Dogar Geog, Paro Dzongkhag			-
341	403.04/1001	Dotey Geog, Paro Dzongkhag	0.033	0.033	-
342	403.05/1001	Horey Geog, Paro Dzongkhag	0.020	0.020	-
343	403.06/1001	Lango Geog, Paro Dzongkhag	0.049	0.049	-
344	403.07/1001	Lungni Geog, Paro Dzongkhag	0.044	0.044	-
345	403.08/1001	Naja Geog, Paro Dzongkhag	0.086	0.086	-
346	403.09/1001	Shaba Geog, Paro Dzongkhag	0.029	0.029	-
347	403.10/1001	Tsento Geog, Paro Dzongkhag			-
348	403.11/1001	Wangchang Geog, Paro Dzongkhag			-
349	404.01/1001	Dzongkhag Administration, Samtse	79.607	79.607	-
350	404.01/1002	Sipsu Drungkhag	32.948	32.948	-
351	404.01/1003	Dorokha Drungkhag	10.919	10.919	-
352	404.02/1001	Bara Geog, Samtse Dzongkhag	0.010	0.010	-
353	404.03/1001	Biru Geog, Samtse Dzongkhag	0.067	0.067	-
354	404.04/1001	Charghare Geog, Samtse Dzongkhag	0.040	0.040	-
355	404.05/1001	Chengmari Geog, Samtse Dzongkhag	0.013	0.013	-
356	404.06/1001	Denchukha Geog, Samtse Dzongkhag	0.088	0.088	-
357	404.07/1001	Dorokha Geog, Samtse Dzongkhag	0.058	0.092	(0.034)
358	404.08/1001	Dumtoe Geog, Samtse Dzongkhag	0.078	0.078	-
359	404.09/1001	Ghumauney Geog, Samtse Dzongkhag	0.087	0.087	-
360	404.10/1001	Lhahareni Geog, Samtse Dzongkhag	0.011	0.011	-
361	404.11/1001	Tendu Geog, Samtse Dzongkhag	0.073	0.073	-
362	404.12/1001	Nainital Geog, Samtse Dzongkhag	0.007	0.007	-
363	404.13/1001	Pagli Geog, Samtse Dzongkhag	0.019	0.019	-
364	404.14/1001	Samtse Geog, Samtse Dzongkhag	0.101	0.101	-
365	404.15/1001	Sibsu Geog, Samtse Dzongkhag	0.112	0.112	-
366	404.16/1001	Tading Geog, Samtse Dzongkhag	0.058	0.058	-
367	405.01/1001	Dzongkhag Administration, Tsirang	53.561	53.561	-
368	405.02/1001	Beteni Geog, Tsirang Dzongkhag	0.187	0.187	-
369	405.03/1001	Dunglegang Geog, Tsirang Dzongkhag	0.354	0.354	-
370	405.04/1001	Barshong Geog, Tsirang Dzongkhag	0.054	0.064	(0.010)
371	405.05/1001	Gosheling Geog, Tsirang Dzongkhag	0.104	0.104	-
372	405.06/1001	Rangthangling Geog, Tsirang Dzongkhag	0.051	0.051	-

Sl. No.	Account Number	Operating Unit	Recoveries	Remittances	Net
373	405.07/1001	Kikhorthang Geog, Tsirang Dzongkhag	0.158	0.158	-
374	405.08/1001	Mendrelgang Geog, Tsirang Dzongkhag	0.241	0.241	-
375	405.09/1001	Patale Geog, Tsirang Dzongkhag	0.086	0.086	-
376	405.10/1001	Phuentenchhu Geog, Tsirang Dzongkhag	0.154	0.154	-
377	405.11/1001	Semjong Geog, Tsirang Dzongkhag	0.030	0.030	-
378	405.12/1001	Tsholingkhar Geog, Tsirang Dzongkhag	0.189	0.189	(0.000)
379	405.13/1001	Tsirangtoe Geog, Tsirang Dzongkhag	0.055	0.055	-
380	406.01/1001	Dzongkhag Administration, Dagana	64.686	64.686	-
381	406.01/1002	Lhamoizingkha Dungkhag, Dagana	12.191	12.191	-
382	406.02/1001	Dorona Geog, Dagana Dzongkhag	0.611	0.611	-
383	406.03/1001	Drujeygang Geog, Dagana Dzongkhag	0.029	0.029	-
384	406.04/1001	Gesarling Geog, Dagana Dzongkhag	0.180	0.180	-
385	406.05/1001	Goshi Geog, Dagana Dzongkhag	0.431	0.431	-
386	406.06/1001	Kana Geog, Dagana Dzongkhag	0.345	0.345	-
387	406.07/1001	Khebisa Geog, Dagana Dzongkhag	0.113	0.113	-
388	406.08/1001	Lajab Geog, Dagana Dzongkhag	0.077	0.077	-
389	406.09/1001	Tashiding Geog, Dagana Dzongkhag	0.372	0.372	-
390	406.10/1001	Tshendaygang Geog, Dagana Dzongkhag	0.480	0.480	-
391	406.11/1001	Tshangkha Geog, Dagana Dzongkhag	0.044	0.044	-
392	406.12/1001	Tseza Geog, Dagana Dzongkhag	0.088	0.088	-
393	406.13/1001	Deorali Geog, Dagana Dzongkhag	0.102	0.102	-
394	406.14/1001	Lhamoizingkha Geog, Dagana Dzongkhag	0.085	0.085	-
395	406.15/1001	*Nichula Geog, Dagana Dzongkhag			
"	0.156	0.156	-		
396	407.01/1001	Dzongkhag Administration, Punakha	73.106	73.106	-
397	407.02/1001	Chhubu Geog, Punakha Dzongkhag	0.040	0.040	-
398	407.03/1001	Goenshari Geog, Punakha Dzongkhag	0.002	0.002	-
399	407.04/1001	Guma Geog, Punakha Dzongkhag	0.128	0.128	-
400	407.05/1001	Kabjisa Geog, Punakha Dzongkhag	0.002	0.002	-
401	407.06/1001	Lingbukha Geog, Punakha Dzongkhag	0.091	0.091	-
402	407.07/1001	Shengana Geog, Punakha Dzongkhag	0.249	0.249	-
403	407.08/1001	Talo Geog, Punakha Dzongkhag	0.009	0.009	-
404	407.09/1001	Toewang Geog, Punakha Dzongkhag	0.133	0.133	-
405	407.10/1001	Zoma Geog, Punakha Dzongkhag	0.051	0.051	-
406	407.11/1001	Baap Geog, Punakha	0.025	0.025	-
407	407.12/1001	Toebesa Geog, Punakha	0.250	0.250	-
408	408.01/1001	Dzongkhag Administration, Wangdue Phodrang	75.596	75.596	-
409	408.02/1001	Bjena Gewog, Wangdue Phodrang Dzongkhag	0.062	0.062	-
410	408.03/1001	Dangchhu Geog, Wangdue Phodrang Dzongkhag	0.014	0.014	-
411	408.04/1001	Darkar Geog, Wangdue Phodrang Dzongkhag	0.032	0.032	-
412	408.05/1001	Gangtey Geog, Wangdue Phodrang Dzongkhag	0.006	0.006	-
413	408.06/1001	Gasetshogom Geog, Wangdue Phodrang Dzongkhag	0.157	0.157	-

Sl. No.	Account Number	Operating Unit	Recoveries	Remittances	Net
414	408.07/1001	Gasetshowom Geog, Wangdue Phodrang Dzongkhag	0.109	0.109	-
415	408.08/1001	Kashi Geog, Wangdue Phodrang Dzongkhag	0.018	0.018	-
416	408.09/1001	Nahi Geog, Wangdue Phodrang Dzongkhag	0.146	0.146	-
417	408.10/1001	Nisho Geog, Wangdue Phodrang Dzongkhag	0.098	0.098	-
418	408.11/1001	Phangyul Geog, Wangdue Phodrang Dzongkhag	0.070	0.070	-
419	408.12/1001	Phobjee Geog, Wangdue Phodrang Dzongkhag	0.135	0.135	-
420	408.13/1001	Roepa Geog, Wangdue Phodrang Dzongkhag	0.161	0.161	-
421	408.14/1001	Sephu Geog, Wangdue Phodrang Dzongkhag	0.053	0.053	-
422	408.15/1001	Athang Gewog, Wangdue Phodrang Dzongkhag	0.114	0.114	-
423	408.16/1001	Thetshong Geog, Wangdue Phodrang Dzongkhag	0.068	0.068	-
424	409.01/1001	Dzongkhag Administration, Bumthang	45.270	45.270	-
425	409.02/1001	Chhoekhor Geog, Bumthang Dzongkhag	0.103	0.103	-
426	409.03/1001	Chhume Geog, Bumthang Dzongkhag	0.156	0.156	-
427	409.04/1001	Tang Geog, Bumthang Dzongkhag	0.064	0.064	-
428	409.05/1001	Ura Geog, Bumthang Dzongkhag	0.342	0.342	-
429	410.01/1001	Dzongkhag Administration, Sarpang	74.484	74.542	(0.059)
430	410.01/1002	Dungkhag Administration, Gelephu	1.829	1.829	-
431	410.02/1002	Samtayling Geog, Sarpang Dzongkhag	0.351	0.351	-
432	410.03/1002	Chuzangang Geog, Sarpang Dzongkhag	0.041	0.041	-
433	410.04/1001	Dekiling Geog, Sarpang Dzongkhag	0.284	0.284	-
434	410.05/1001	Doeban Geog, Sarpang Dzongkhag	0.071	0.071	-
435	410.06/1002	Tareythang Geog, Sarpang Dzongkhag	0.030	0.030	-
436	410.07/1002	Gelephu Geog, Sarpang Dzongkhag	0.003	0.003	-
437	410.08/1001	Hilley Geog, Sarpang Dzongkhag	0.124	0.124	-
438	410.09/1002	Jigmechoeling Geog, Sarpang Dzongkhag	0.606	0.606	-
439	410.10/1002	Umling Gewog, Sarpang Dzongkhag	0.160	0.160	-
440	410.11/1001	Singhi Geog, Sarpang Dzongkhag	0.028	0.028	-
441	410.12/1001	Sarpangtar Geog, Sarpang Dzongkhag	0.144	0.144	-
442	410.13/1002	Sershong Geog, Sarpang Dzongkhag	0.269	0.269	-
443	411.01/1001	Dzongkhag Administration, Zhemgang	38.449	38.449	-
444	411.01/1003	Panbang Dungkhag	14.369	14.369	-
445	411.02/1001	Bardo Geog, Zhemgang Dzongkhag	0.087	0.392	(0.305)
446	411.03/1002	Bjoka Gewog, Panbang Dungkhag	0.233	0.233	-
447	411.04/1001	Nangkor Geog, Zhemgang Dzongkhag	0.203	0.203	-
448	411.05/1002	Ngangla Gewog	0.009	0.009	-
449	411.06/1002	Phangkhar Gewog	0.041	0.041	-
450	411.07/1001	Shingkhar Geog, Zhemgang Dzongkhag	0.294	0.294	-
451	411.08/1001	Trong Geog, Zhemgang Dzongkhag	0.149	0.149	-
452	411.09/1002	Goshing Gewog, Panbang Dungkhag	0.019	0.019	-
453	412.01/1001	Dzongkhag Administration, Trongsa	34.093	34.093	-
454	412.02/1001	Dragteng Geog, Trongsa Dzongkhag	0.011	0.011	-
455	412.03/1001	Korphu Geog, Trongsa Dzongkhag	0.094	0.094	-

Sl. No.	Account Number	Operating Unit	Recoveries	Remittances	Net
456	412.04/1001	Langthel Geog, Trongsa Dzongkhag	0.010	0.010	-
457	412.05/1001	Nubi Geog, Trongsa Dzongkhag	0.003	0.003	-
458	412.06/1001	Tangsibji Geog, Trongsa Dzongkhag	0.184	0.184	-
459	413.01/1001	Dzongkhag Administration, Lhuentse	44.267	44.267	-
460	413.02/1001	Gangzur Geog, Lhuentse Dzongkhag	0.977	0.977	-
461	413.03/1001	Jarey Geog, Lhuentse Dzongkhag	0.123	0.123	-
462	413.04/1001	Khoma Geog, Lhuentse Dzongkhag	0.157	0.157	-
463	413.05/1001	Kurtoe Geog, Lhuentse Dzongkhag	0.069	0.069	-
464	413.06/1001	Minjay Geog, Lhuentse Dzongkhag	0.104	0.104	-
465	413.07/1001	Menbi Geog, Lhuentse Dzongkhag	0.047	0.047	-
466	413.08/1001	Metsho Geog, Lhuentse Dzongkhag	0.313	0.313	-
467	413.09/1001	Tshenkar Geog, Lhuentse Dzongkhag	0.248	0.248	-
468	414.01/1001	Dzongkhag Administration, Mongar	75.213	75.743	(0.530)
469	414.01/1002	Office of the Gyaltshab	0.238	0.238	-
470	414.02/1001	Balam Geog, Mongar Dzongkhag	0.072	0.072	-
471	414.03/1001	Chali Geog, Mongar Dzongkhag	0.029	0.029	-
472	414.04/1001	Chaskhar Geog, Mongar Dzongkhag	0.164	0.164	-
473	414.05/1001	Dramtse Geog, Mongar Dzongkhag	0.131	0.131	-
474	414.06/1001	Drepong Geog, Mongar Dzongkhag	0.244	0.244	-
475	414.07/1001	Gongdue Geog, Mongar Dzongkhag	0.049	0.049	-
476	414.08/1001	Jurmey Geog, Mongar Dzongkhag	0.091	0.091	-
477	414.09/1001	Kengkhar Geog, Mongar Dzongkhag	0.033	0.033	-
478	414.10/1001	Mongar Geog, Mongar Dzongkhag	0.118	0.118	-
479	414.11/1001	Natshang Geog, Mongar Dzongkhag	0.100	0.100	-
480	414.12/1001	Saleng Geog, Mongar Dzongkhag	0.062	0.062	-
481	414.13/1001	Sherimung Geog, Mongar Dzongkhag	0.415	0.415	-
482	414.14/1001	Silambi Geog, Mongar Dzongkhag	0.120	0.120	-
483	414.15/1001	Thangrong Geog, Mongar Dzongkhag	0.060	0.060	-
484	414.16/1001	Tsakaling Geog, Mongar Dzongkhag	0.077	0.087	(0.011)
485	414.17/1001	Tsamang Geog, Mongar Dzongkhag	0.057	0.057	-
486	414.18/1001	Narang Geog, Mongar Dzongkhag	0.031	0.031	-
487	415.01/1001	Dzongkhag Administration, Pema Gatshel	62.235	62.235	-
488	415.01/1002	Nganglam Drungkhag	1.889	1.889	-
489	415.02/1001	Chongshing Gewog, Pema Gatshel Dzongkhag	0.265	0.265	-
490	415.03/1001	Chhimung Geog, Pema Gatshel Dzongkhag	0.131	0.131	-
491	415.04/1001	Dungme Geog, Pema Gatshel Dzongkhag	0.284	0.284	-
492	415.05/1001	Khar Geog, Pema Gatshel Dzongkhag	0.094	0.094	-
493	415.06/1001	Shumar geog, Pema Gatshel Dzongkhag	0.110	0.110	-
494	415.07/1001	Yurung Geog, Pema Gatshel Dzongkhag	0.219	0.219	-
495	415.08/1001	Zobel Geog, Pema Gatshel Dzongkhag	0.088	0.088	-
496	415.09/1001	Decheling Gewog, Nganglam Dungkhag	0.042	0.042	-
497	415.10/1001	Norbugang Gewog, Nganglam Dungkhag	0.018	0.018	-
498	415.11/1001	Nanong Gewog, Pemagatshel Dzongkhag	0.214	0.214	-

Sl. No.	Account Number	Operating Unit	Recoveries	Remittances	Net
499	415.12/1001	Chokorling Gewog, Nganglam Dzungkhag	0.181	0.181	-
500	416.01/1001	Dzongkhag Administration, Samdrup Jongkhar	51.115	51.153	(0.038)
501	416.01/1002	Samdrupcholing Dzungkhag	5.366	5.366	-
502	416.01/1003	Jomotshangkha Dzungkhag	3.924	3.924	-
503	416.02/1001	Phuntshothang Geog, Samdrup Jongkhar Dzungkhag	0.029	0.029	-
504	416.03/1001	Pemethang Geog, Samdrup Jongkhar Dzungkhag	0.091	0.091	-
505	416.04/1001	Gomdar Geog, Samdrup Jongkhar Dzungkhag	0.191	0.191	-
506	416.05/1001	Wangphu Geog, S/Jongkhar Dzungkhag	0.177	0.177	-
507	416.06/1001	Langchenphu Geog, Samdrup Jongkhar Dzungkhag	0.024	0.024	-
508	416.07/1001	Lauri Geog, Samdrup Jongkhar Dzungkhag	0.036	0.036	-
509	416.08/1001	Martshala Geog, Samdrup Jongkhar Dzungkhag	0.220	0.223	(0.003)
510	416.09/1001	Deothang Geog, S/Jongkhar Dzungkhag	0.222	0.222	-
511	416.10/1001	Orong Geog, Samdrup Jongkhar Dzungkhag	0.069	0.069	-
512	416.11/1001	Samrang Geog, Samdrup Jongkhar Dzungkhag	0.160	0.160	-
513	416.12/1001	Serthi Geog, Samdrup Jongkhar Dzungkhag	0.137	0.137	-
514	417.01/1001	Dzongkhag Administration, Trashigang	73.948	73.948	-
515	417.01/1002	Sakteng Dzungkhag, Tashigang	5.735	5.735	-
516	417.01/1003	Thrimshing Dzungkhag, Tashigang	7.809	7.809	-
517	417.01/1004	Wamrong Dzungkhag, Tashigang	17.248	17.248	-
518	417.01/2003	CARLEP	0.100	0.100	-
519	417.02/1001	Bartsham Geog, Trashigang Dzungkhag	0.088	0.088	-
520	417.03/1001	Bidung Geog, Trashigang Dzungkhag	0.026	0.026	-
521	417.04/1001	Kanglung Geog, Trashigang Dzungkhag	0.011	0.011	-
522	417.05/1001	Kangpara Geog, Trashigang Dzungkhag	0.028	0.028	-
523	417.06/1001	Khaling Geog, Trashigang Dzungkhag	0.010	0.010	-
524	417.07/1001	Lumang Geog, Trashigang Dzungkhag	0.017	0.017	-
525	417.08/1001	Merak Geog, Trashigang Dzungkhag			-
526	417.09/1001	Yangneer Geog, Trashigang Dzungkhag	0.579	0.579	-
527	417.10/1001	Phongmey Geog, Trashigang Dzungkhag	0.287	0.287	-
528	417.11/1001	Radhi Geog, Trashigang Dzungkhag	0.180	0.180	-
529	417.12/1001	Sakten Geog, Trashigang Dzungkhag	0.030	0.030	-
530	417.13/1001	Samkhar Geog, Trashigang Dzungkhag	0.251	0.251	-
531	417.14/1001	Shongphu Geog, Trashigang Dzungkhag	0.042	0.042	-
532	417.15/1001	Thrimshing Geog, Trashigang Dzungkhag	0.038	0.038	-
533	417.16/1001	Uzarong Geog, Trashigang Dzungkhag	0.102	0.102	-
534	418.01/1001	Dzongkhag Administration, Thimphu	35.710	35.710	-
535	418.01/1002	Lingzhi Dzungkhag	3.324	3.324	-
536	418.02/1001	Soe Geog, Thimphu Dzungkhag	0.012	0.012	-
537	418.03/1001	Chang Geog, Thimphu Dzungkhag	0.049	0.049	-
538	418.04/1001	Dagala Geog, Thimphu Dzungkhag	0.085	0.085	-
539	418.05/1001	Gayney Geog, Thimphu Dzungkhag	0.076	0.076	-

Sl. No.	Account Number	Operating Unit	Recoveries	Remittances	Net
540	418.06/1001	Kawang Geog, Thimphu Dzongkhag	0.083	0.083	-
541	418.07/1001	Lingshi Geog, Thimphu Dzongkhag	0.064	0.064	-
542	418.08/1001	Mewang Geog, Thimphu Dzongkhag	0.010	0.010	-
543	418.09/1001	Naro Geog, Thimphu Dzongkhag	0.009	0.009	-
544	419.01/1002	Gasa DZongkhag	17.232	17.232	(0.000)
545	419.02/1002	Geonkhamed Gewog	0.058	0.058	-
546	419.03/1002	Geonkhatoed Gewog	0.013	0.013	-
547	419.04/1002	Laya Gewog	0.082	0.082	-
548	419.05/1002	Lunana Gewog	0.051	0.051	-
549	420.01/1001	Dzongkhag Administration, Trashi Yangtse	55.132	55.132	-
550	420.02/1001	Bumdiling Gewog, Trashi Yangtse Dzongkhag	0.281	0.281	-
551	420.03/1001	Jamkhar Gewog, Trashi Yangtse Dzongkhag	0.018	0.018	-
552	420.04/1001	Khamdang Gewog, Trashi Yangtse Dzongkhag	0.037	0.037	-
553	420.05/1001	Ramjar Gewog, Trashi Yangtse Dzongkhag	0.007	0.007	-
554	420.06/1001	Toetsho Gewog, Trashi Yangtse Dzongkhag	0.085	0.085	-
555	420.07/1001	Tongshang Gewog, Trashi Yangtse Dzongkhag	0.079	0.079	-
556	420.08/1001	Yalang Gewog, Trashi Yangtse Dzongkhag	0.162	0.162	-
557	420.09/1001	Yangtse Gewog, Trashi Yangtse Dzongkhag	0.145	0.145	-
GRAND TOTAL			3,144.534	3,185.248	(40.714)

Source: DPA, MoF

SCHEDULE 8: SCHEDULE OF MISCELLANEOUS RECEIPTS AND PAYMENTS FOR THE FISCAL YEAR 2016-17

Nu. in million

Sl.No.	Account Number	Operating Unit	Receipts	Payments	Net
1	101.01/1001	His Majestys Secretariat, Thimphu	-	1.926	(1.926)
2	102.01/1001	Secretariat of His Majesty the Fourth Druk Gyalpo	0.047	0.659	(0.613)
3	103.01/1001	National Assembly of Bhutan, Thimphu	-	1.887	(1.887)
4	104.01/1001	National Council Secretariat, Thimphu	0.003	0.829	(0.826)
5	105.01/1001	Central Monastic Secretariat, Thimphu	0.198	2.039	(1.841)
6	105.01/1002	Central Monk Bodies (Rabdey), CRA, Thimphu	-	0.222	(0.222)
7	105.01/2001	Religion & Health Project, Central Monastic Secretariat, Thimphu	-	0.263	(0.263)
8	105.01/2002	Dratshang Lhentshog, Thimphu	0.077	16.026	(15.949)
9	106.01/1003	District Court, Trashigang	-	0.028	(0.028)
10	106.01/1007	District Court, Tsirang	-	0.029	(0.029)
11	106.01/1008	District Court, Paro	-	0.002	(0.002)
12	106.01/1013	District Court, Haa	-	0.047	(0.047)
13	106.01/1015	District Court, Zhemgang	0.003	0.030	(0.027)
14	106.01/1016	District Court, Dagana	-	0.030	(0.030)
15	106.01/1018	District Court, Pema Gatshel	-	0.132	(0.132)
16	106.01/1019	District Court, Bumthang	-	0.021	(0.021)
17	106.01/1037	Supreme Court	0.710	5.357	(4.648)
18	106.01/1040	Panbang Dungkhag Court	0.118	0.236	(0.118)
19	106.01/2001	Supreme Court, Thimphu	-	3.819	(3.819)
20	106.01/2006	Construction of High Court Building, Thimphu	0.007	0.020	(0.013)
21	106.01/2008	Supreme Court	-	0.207	(0.207)
22	107.01/1001	Royal Civil Service Commission, Thimphu	2.996	7.748	(4.752)
23	107.01/2003	Royal Civil Service Commission, Thimphu	-	3.179	(3.179)
24	107.01/2004	Royal Civil Service Commission (SHRD-II), Thimphu	0.260	0.260	-
25	108.01/1001	Anti-Corruption Commission	-	1.355	(1.355)
26	108.01/2001	Anti-Corruption Commission	-	0.819	(0.819)
27	109.01/1001	Election Commissioner Office, Thimphu	9.451	50.957	(41.506)
28	110.01/1001	Royal Audit Authority, Thimphu	0.282	0.331	(0.049)
29	110.01/1003	Regional Royal Audit Authority (Central), Bumthang	-	0.102	(0.102)
30	110.01/1004	Regional Royal Audit Authority (West), Tsirang	-	1.201	(1.201)
31	110.01/2001	Royal Audit Authority, Thimphu	1.000	8.344	(7.344)
32	111.01/1001	Cabinet Secretariat, Thimphu	1.175	2.691	(1.515)
33	111.01/2002	G2C	-	0.148	(0.148)
34	111.01/2003	G2C	-	1.205	(1.205)
35	112.01/1001	Office of Legal Affairs, Thimphu	0.171	0.184	(0.013)

Sl.No.	Account Number	Operating Unit	Receipts	Payments	Net
36	113.01/1001	Bhutan Olympic Committee, Thimphu	0.055	16.461	(16.406)
37	114.01/1001	Dzongkha Development Commission, Thimphu	-	1.388	(1.388)
38	115.01/1001	National Land Commission, Thimphu	6.708	19.250	(12.543)
39	116.01/1001	Centre for Bhutan Studies, Thimphu	-	4.052	(4.052)
40	117.01/1001	GNH Commission Secretariat, Thimphu	2.581	4.133	(1.552)
41	117.01/2003	Sustainable Development Secretariat (SDS), Thimphu	-	0.211	(0.211)
42	117.01/2006	Rural Economy Advancement Programme (REAP II), GNHC	0.097	0.722	(0.625)
43	118.01/1001	National Environment Commission, Thimphu.	-	0.214	(0.214)
44	118.01/2004	Green-House Gas Project, NEC, Thimphu	-	0.363	(0.363)
45	119.01/1001	Royal Institute of Management, Semtokha	0.028	1.001	(0.973)
46	119.01/2004	Royal Institute of Management, Semtokha	-	0.001	(0.001)
47	120.01/1001	Royal University of Bhutan , Thimphu	-	1.313	(1.313)
48	120.01/1002	Sherubtse College, Kanglung	-	3.884	(3.884)
49	120.01/1004	College of Science and Technology	-	4.763	(4.763)
50	120.01/1005	Paro College of Education	2.270	4.230	(1.960)
51	120.01/1006	Samtse College of Education	-	1.899	(1.899)
52	120.01/1007	JIGME NAMGYEL POLYTECHNIC, Deothang	-	9.091	(9.091)
53	120.01/1008	Gedu College of Business Studies	-	3.028	(3.028)
54	120.01/1011	Institute of Language and Culture Studies, Taktse	-	3.832	(3.832)
55	120.01/1012	College of Social Sciences, Gyalpozhing	-	0.849	(0.849)
56	120.01/1013	College of Advanced Studies, Yongphula	-	13.437	(13.437)
57	120.01/2002	College of Natural Resources, Lobesa	-	4.181	(4.181)
58	121.01/1001	National Statistical Bureau, Thimphu	-	1.717	(1.717)
59	121.01/1002	Population and Housing Census of Bhutan (PHCB), NSB	-	0.226	(0.226)
60	121.01/2001	National Statistical Bureau, Thimphu	-	0.241	(0.241)
61	122.01/1001	Bhutan Narcotic Control Agency, Thimphu	0.030	2.726	(2.697)
62	123.01/1001	Bhutan InfoComm & Media Authority, Thimphu	-	2.135	(2.135)
63	124.01/1001	Thimphu Thromdey Schools, City Corporation, Thimphu	3.912	14.163	(10.252)
64	124.01/1002	Phuentsholing Thromde School	0.004	3.304	(3.300)
65	124.01/1003	Samdrup Jongkhar Thromde Schools	-	8.183	(8.183)
66	124.01/1004	Gelephu Thromde Schools	0.028	0.847	(0.819)
67	125.01/1001	Drug Regulatory Authority	0.004	1.944	(1.940)
68	126.01/1001	Tourism Council of Bhutan	5.232	10.955	(5.723)
69	126.01/1002	HTMTI-Construction Project	0.624	1.021	(0.397)
70	126.01/1003	Royal Institute for Tourism & Hospitality	-	0.231	(0.231)
71	127.01/1001	National Commission for Women & Children	-	0.140	(0.140)
72	128.01/1001	Royal Education Council	0.008	6.035	(6.027)

Sl.No.	Account Number	Operating Unit	Receipts	Payments	Net
73	129.01/1001	Bhutan Council for School Examination and Assessment	-	0.505	(0.505)
74	130.01/1001	Royal Privy Council, Thimphu.	0.438	0.904	(0.466)
75	131.01/1001	Bhutan Standards Bureau	0.054	1.106	(1.053)
76	132.01/1002	University of Medical Sciences	-	10.401	(10.401)
77	132.01/2001	Royal Institute of Health Science	-	0.211	(0.211)
78	132.01/2002	Faculty of Traditional Medicine	0.097	0.267	(0.170)
79	133.01/1001	Jigme Singye Wangchuk school of Law, Taba, Thimphu	-	40.994	(40.994)
80	134.01/1001	Bhutan National Legal Institute	-	1.300	(1.300)
81	136.01/1001	Jigme Dorji Wangchuck National Referral Hospital	-	22.084	(22.084)
82	137.01/1001	Construction Development Authority	-	0.400	(0.400)
83	138.01/1001	Bhutan Health Trust Fund	-	0.155	(0.155)
84	201.01/1001	Ministry of Home and Cultural Affairs, Thimphu	-	0.760	(0.760)
85	201.01/1002	Department of Civil Registration & Census, MoHCA, Thimphu	-	22.420	(22.420)
86	201.01/1003	Department of Culture, MoHCA, Thimphu	0.900	37.239	(36.340)
87	201.01/1004	Department of Local Governance, MoHCA	-	7.748	(7.748)
88	201.01/1005	Department of Immigration, MoHCA, Thimphu	0.054	5.005	(4.951)
89	201.01/1006	Department of Disaster Management, MoHCA, Thimphu	2.299	5.480	(3.181)
90	201.01/1007	Royal Bhutan Police, HQ	0.355	40.493	(40.138)
91	201.01/1010	Ministry of Home and Cultural Affairs, Thimphu	-	0.233	(0.233)
92	201.01/1011	Regional Immigration Office, MoHCA, Gelephu	-	0.005	(0.005)
93	201.01/1012	Regional Immigration Office, MoHCA, Phuentsholing	-	0.338	(0.338)
94	201.01/1015	National Museum, Paro	-	0.080	(0.080)
95	201.01/1019	Royal Bhutan Police, Samdrup Jongkhar	0.117	0.233	(0.117)
96	201.01/1021	Royal Bhutan Police, Gelephu	-	0.077	(0.077)
97	201.01/1022	Jail Services, Royal Bhutan Police	0.006	2.104	(2.098)
98	201.01/1023	Fire Fighting Services, Royal Bhutan Police	-	2.005	(2.005)
99	201.01/1024	Royal Bhutan Police, Tsirang	0.251	0.502	(0.251)
100	201.01/1032	Royal Bhutan Police, Wangdue Phodrang	0.005	0.011	(0.005)
101	201.01/1033	Royal Bhutan Police, Bumthang	-	0.007	(0.007)
102	201.01/1034	Royal Bhutan Police, Division XIV, Trashiyangtse	0.293	0.587	(0.293)
103	201.01/2007	Department of Disaster Management, MoHCA, Thimphu	-	0.165	(0.165)
104	201.01/2013	Pemagatshel Dzong Construction Project, Ministry of Home and Cultural Affairs	6.000	6.431	(0.431)
105	201.01/2015	Local Governance Sustainable Development Program (LGSDP), MOHCA	-	1.352	(1.352)

Sl.No.	Account Number	Operating Unit	Receipts	Payments	Net
106	201.01/2017	Wangduephodrang Dzong Reconstruction Project	1.332	2.330	(0.997)
107	201.01/2019	Paro Tadzong Conservation Project	0.000	0.000	-
108	201.01/2020	Phajoding Lhakhang Conservation Project	-	1.828	(1.828)
109	201.01/2021	Gasa Dzong Conservation Project, Department of Culture, MoHCA	0.001	17.009	(17.008)
110	201.01/2022	Construction of Sarpang Dzong, Department of Culture, MoHCA	-	1.189	(1.189)
111	201.01/2023	Drukgyel Dzong Conservation Project, Paro Dzong	-	0.305	(0.305)
112	202.01/1001	Ministry of Finance Secretariat, Thimphu	1.593	12.761	(11.168)
113	202.01/1002	Department of Public Accounts	-	1.563	(1.563)
114	202.01/1003	Department of National Budget, Ministry of Finance, Thimphu	-	0.013	(0.013)
115	202.01/1004	Department of Revenue and Customs, Ministry of Finance, Thimphu	-	1.885	(1.885)
116	202.01/1005	Department of National Properties, MoF, Thimphu	-	0.046	(0.046)
117	202.01/1006	Department of Public Accounts (CPE), Thimphu	0.326	0.652	(0.326)
118	202.01/1008	Regional Revenue & Customs Office, P/ling	0.005	0.163	(0.158)
119	202.01/1009	Regional Revenue & Customs, Gelephu	-	0.295	(0.295)
120	202.01/1010	Regional Revenue & Customs Office, S/ Jongkhar	-	0.271	(0.271)
121	202.01/1011	Regional Revenue & Customs Office, Samtse	-	0.317	(0.317)
122	202.01/1016	Department of National Properties (D/Works), MoF, Thimphu	-	4.307	(4.307)
123	202.01/1018	HM Secretariat, Ministry of Finance	-	2.212	(2.212)
124	202.01/1019	Liaison and Transit Office Customs, Kolkata	0.041	0.031	0.010
125	203.01/1001	Ministry of Foreign Affairs, Thimphu	0.288	7.199	(6.911)
126	203.01/1002	Permanent Mission of Bhutan, Ministry of Foreign Affairs, New York, USA	0.037	0.712	(0.675)
127	203.01/1003	Permanent Mission of Bhutan, Ministry of Foreign Affairs, Geneva, Switzerland	-	7.704	(7.704)
128	203.01/1004	Royal Bhutanese Embassy, Ministry of Foreign Affairs, New Delhi, India	1.653	5.564	(3.910)
129	203.01/1005	Royal Bhutanese Embassy, Ministry of Foreign Affairs, Dhaka, Bangladesh	2.206	3.604	(1.398)
130	203.01/1006	Royal Bhutanese Embassy, Ministry of Foreign Affairs, Kuwait	5.562	8.914	(3.353)
131	203.01/1007	Royal Bhutanese Embassy, Ministry of Foreign Affairs, Bangkok, Thailand	0.059	14.076	(14.017)
132	203.01/1008	Royal Bhutanese Consulate, Ministry of Foreign Affairs, Kolkotta, India	-	0.636	(0.636)
133	203.01/1009	Royal Bhutanese Embassy, Brussels, Belgium	0.058	5.148	(5.090)
134	204.01/1001	Ministry of Agriculture and Forests Secretariat	0.250	4.196	(3.946)

Sl.No.	Account Number	Operating Unit	Receipts	Payments	Net
135	204.01/1002	Department of Agriculture, MoA, Thimphu	1.261	14.803	(13.542)
136	204.01/1003	Department of Livestock, MoA, Thimphu	0.024	0.954	(0.930)
137	204.01/1004	Department of Forests and Park Services, MOA, Thimphu	1.442	6.294	(4.852)
138	204.01/1006	Bhutan Agriculture & Food Regulatory Authority (BAFRA), MoA, Thimphu	0.034	2.276	(2.242)
139	204.01/1007	National Biodiversity Centre, Serbithang	-	0.018	(0.018)
140	204.01/1008	Agriculture Machinery Centre, Paro	-	0.117	(0.117)
141	204.01/1009	Post Harvest Unit, MOA, Paro	0.281	0.858	(0.577)
142	204.01/1011	National Plant Protection Center, Semtokha	2.061	2.477	(0.415)
143	204.01/1012	National Soil Service Centre, Semtokha		1.392	(1.392)
144	204.01/1013	National Center for Animal Health, Serbithang		11.238	(11.238)
145	204.01/1014	National Centre for Aquaculture (NCA)	3.477	70.539	(67.062)
146	204.01/1015	National Horse & Brown Swiss Cross Breeding Program, Bumthang		5.428	(5.428)
147	204.01/1016	National Livestock Breeding Programme, Yusipang	0.016	10.019	(10.003)
148	204.01/1017	National Feed & Fodder Development Programme, Bumthang		9.393	(9.393)
149	204.01/1018	Regional Livestock Development Centre	0.003	6.605	(6.602)
150	204.01/1019	Regional Poultry Breeding Centre, Paro		3.420	(3.420)
151	204.01/1020	National Pig Breeding Centre, Wangchutaba		9.114	(9.114)
152	204.01/1021	National Sheep Breeding Farm, Bumthang		3.507	(3.507)
153	204.01/1022	Brown Swiss Farm, Bumthang	0.515	16.644	(16.129)
154	204.01/1023	National Jersey Breeding Farm, Samtse		0.975	(0.975)
155	204.01/1024	Regional Livestock Development Centre, DoL, MoA, Zhemgang	0.004	4.258	(4.254)
156	204.01/1025	Regional Veterinary Laboratory, Tsimalakha		4.019	(4.019)
157	204.01/1026	National Poultry Breeding Farm, Sarpang	5.320	79.715	(74.395)
158	204.01/1027	Regional Veterinary Laboratory, Kanglung		2.815	(2.815)
159	204.01/1028	Livestock Central Store, Phuntsholing		2.209	(2.209)
160	204.01/1029	Cold Water Fish Culture Centre (CWFCC), Haa		9.947	(9.947)
161	204.01/1030	Calf Rearing Centre, Wangkha, Chhukha	0.007	4.457	(4.450)
162	204.01/1031	Regional Livestock Breeding Centre, Lingmithang		13.616	(13.616)
163	204.01/1032	Regional Mithun Breeding Farm, Arong		0.096	(0.096)
164	204.01/1033	National Nublang Farm, Tashiyangphu		2.693	(2.693)
165	204.01/1034	Regional Mithun Breeding Farm, Zhemgang	0.008	0.015	(0.008)
166	204.01/1035	Divisional Forest Office, Zhemgang		1.898	(1.898)
167	204.01/1036	Sakten Wildlife Sanctuary, Trashigang		1.330	(1.330)
168	204.01/1037	Jigme Singye Wangchuk National Park, Trongsa	0.033	1.455	(1.422)
169	204.01/1038	Bumdeling Wildlife Sanctuary, Trashy Yangtse	0.321	0.577	(0.256)

Sl.No.	Account Number	Operating Unit	Receipts	Payments	Net
170	204.01/1039	Jigme Dorji National Park, Gasa		3.129	(3.129)
171	204.01/1040	Royal Manas National Park, Gelephu		0.083	(0.083)
172	204.01/1041	Thrumshingla National Park, Ura, Bumthang		3.391	(3.391)
173	204.01/1042	Divisional Forest Office, Gedu	0.144	0.438	(0.294)
174	204.01/1043	Divisional Forest Office, Wangdue Phodrang	0.002	1.137	(1.134)
175	204.01/1044	Divisional Forest Office, Thimphu		1.838	(1.838)
176	204.01/1045	Forestry Services Division, Trashigang		1.162	(1.162)
177	204.01/1046	Divisional Forest Office, Samtse		0.527	(0.527)
178	204.01/1047	Divisional Forest Office, S/Jongkhar		0.674	(0.674)
179	204.01/1048	Divisional Forest Office, Paro	0.662	1.873	(1.211)
180	204.01/1049	Divisional Forest Office, Mongar		1.139	(1.139)
181	204.01/1050	Forestry Services Division, Sarpang		3.360	(3.360)
182	204.01/1051	Divisional Forest Office, Tsirang		1.307	(1.307)
183	204.01/1052	Divisional Forest Office, Bumthang		0.852	(0.852)
184	204.01/1053	Forest Resources Dev. Division, Thimphu		17.861	(17.861)
185	204.01/1054	Wangchuck Centennial Park, Bumthang		0.008	(0.008)
186	204.01/1056	RNR-Research Centre, Bajo	0.031	1.307	(1.276)
187	204.01/1057	RNR-Research Centre, Jakar, Bumthang		12.475	(12.475)
188	204.01/1058	RNR-Research Centre, Yusipang	1.613	1.692	(0.079)
189	204.01/1059	RNRRC, Wengkhar	0.015	2.683	(2.668)
190	204.01/1060	National Seed Centre, Paro		0.297	(0.297)
191	204.01/1061	Rural Development Training Centre	0.007	0.167	(0.159)
192	204.01/1062	National Pig Breeding Centre, Gelephu		14.693	(14.693)
193	204.01/1063	Regional Fish Seed Production Centre, Bhangtar		43.188	(43.188)
194	204.01/1064	RNR -RDC Bhur, Gelephu		0.396	(0.396)
195	204.01/1065	Regional Marketing Officer and The Accountant		1.471	(1.471)
196	204.01/1066	Phibsoo Wildlife Sanctuary, Sarpang		0.996	(0.996)
197	204.01/1069	Divisional Forest Office, Pemagatshel		1.396	(1.396)
198	204.01/1070	Divisional Forest Office, Dagana	0.450	1.097	(0.647)
199	204.01/2003	Management Planning of Wangchuck Centennial Park- Phase II, Bumthang		0.343	(0.343)
200	204.01/2006	Royal Botanical and Recreational Parks Division, MoA		10.984	(10.984)
201	204.01/2007	GOI & AMMEPP Projects, MoA, Thimphu	0.071	0.860	(0.789)
202	204.01/2013	S/thening of Livestock Dev. Initiative, DoL		3.653	(3.653)
203	204.01/2016	Ugyen Wangchuck Institute for Conservation and Environment	0.025	2.628	(2.603)
204	204.01/2024	Royal Manas National Park, Gelephu		2.199	(2.199)
205	204.01/2025	Bio-diversity Conservation Project-II, NCD		0.360	(0.360)
206	204.01/2036	MAGIP Project, Ministry of Agriculture and Forests		0.000	(0.000)

Sl.No.	Account Number	Operating Unit	Receipts	Payments	Net
207	204.01/2038	Wildlife Conservation Division, MoAF, Thimphu		0.299	(0.299)
208	204.01/2039	AFD, Ministry of Agriculture and FOREST.		5.160	(5.160)
209	204.01/2040	Green Bhutan Project, MoAF, Thimphu		0.812	(0.812)
210	204.01/2042	AFD, MoAF (REDD + Readiness Project)		4.177	(4.177)
211	204.01/2043	CARLEP	0.032	0.130	(0.098)
212	204.01/2044	Agricultural Research & Development Centre (Renewable Natural Resources Research Development Centre, Wengkhar)		0.082	(0.082)
213	204.01/2045	Regional Agricultural Marketing & Cooperative Office (RAMCO)		1.307	(1.307)
214	204.01/2046	Regional Livestock Development Centre (RLDC) Kanglung		0.650	(0.650)
215	205.01/1001	Ministry of Trade & Economics Affairs, Thimphu	0.407	2.518	(2.111)
216	205.01/1002	Department of Trade, MTEA, Thimphu		7.943	(7.943)
217	205.01/1003	Department of Geology & Mines, MTEA, Thimphu		4.384	(4.384)
218	205.01/1005	Department of Industry, MTEA, Thimphu		31.742	(31.742)
219	205.01/1006	Regional Trade & Industry Office, Trongsa	0.000	0.009	(0.009)
220	205.01/1007	Regional Trade & Industry Office, MTI, Phuentsholing		0.023	(0.023)
221	205.01/1008	Regional Trade & Industry Office, MTI, Gelephu		0.020	(0.020)
222	205.01/1009	Regional Trade & Industry Office, MTI, Samdrup Jongkhar	2.251	2.251	-
223	205.01/1010	Regional Trade & Industry Office, Mongar		0.002	(0.002)
224	205.01/1011	Dept. of Geology & Mines (Deposit Works), MTI, Thimphu	0.026	1.135	(1.110)
225	205.01/1012	Department of Cottage & Small Industries, MoEA		1.595	(1.595)
226	205.01/1013	Department of HydroPower & Power Systems		0.017	(0.017)
227	205.01/1014	Department of Renewable Energy		0.189	(0.189)
228	205.01/1015	Department of HydroMet Services	16.333	51.571	(35.238)
229	205.01/1016	Consumer Protection Office, Ministry of Economic Affairs, Tjhimphu		0.162	(0.162)
230	205.01/2001	EIT, Department of Trade, MoEA, Thimphu	0.107	0.637	(0.530)
231	205.01/2008	Flood Warning Services, Dept. of Hydro Met Services (FIC 0212)		0.333	(0.333)
232	206.01/1001	Secretariat, Ministry of Works & Human Settlement, Thimphu	0.019	18.102	(18.084)
233	206.01/1002	Department of Roads, Thimphu	0.457	1.271	(0.814)
234	206.01/1003	Department of Engineering Services	3.760	32.609	(28.849)
235	206.01/1004	Field Roads Maintenance Division, DOR, Zhemgang	1.191	15.636	(14.445)
236	206.01/1005	Field Roads Maintenance Division, DOR, Lobesa	0.097	85.473	(85.377)

Sl.No.	Account Number	Operating Unit	Receipts	Payments	Net
237	206.01/1006	Field Roads Maintenance Division, DOR, Trashigang		29.820	(29.820)
238	206.01/1007	Field Roads Maintenance Division, DOR, Phuentsholing	0.046	66.176	(66.129)
239	206.01/1008	Field Roads Maintenance Division, DOR, Sarpang		56.146	(56.146)
240	206.01/1009	Field Roads Maintenance Division, DOR, Lingmithang	3.134	80.008	(76.874)
241	206.01/1010	Field Roads Maintenance Division, DOR, Trongsa	0.060	45.812	(45.752)
242	206.01/1011	Field Roads Maintenance Division, DOR, Thimphu	12.400	120.863	(108.463)
243	206.01/1013	Central Stores Unit, DOR, Phuentsholing	0.021	0.042	(0.021)
244	206.01/1014	Central Stores Unit, DoR, Phuentsholing (Deposit Work)		980.433	(980.433)
245	206.01/1017	Department of Human Settlement, MoWHS		2.354	(2.354)
246	206.01/1018	Project Management Office for Gomphu - Pangbang & Mamung - Digala Road Project	5.166	11.960	(6.794)
247	206.01/1019	Field Road Division, Department of Road, Samdrup Jongkhar	0.206	90.388	(90.181)
248	206.01/1020	Phuentsholing Thromdey		16.292	(16.292)
249	206.01/2001	Project Coordination Unit, RAP- II, DoR, Thimphu		0.537	(0.537)
250	206.01/2005	Gyelposhing-Nganglam Road Project, DOR, Lingmithang	9.984	20.135	(10.151)
251	206.01/2018	Second Bhutan Urban Development Project		0.528	(0.528)
252	206.01/2020	Road Network Project II, under Department of Roads,		0.023	(0.023)
253	206.01/2021	Second Bhutan Urban Development Project, City Corporation, Thimphu		6.219	(6.219)
254	206.01/2023	Department of Engineering Section, MoWHS	0.403	6.705	(6.302)
255	206.01/2024	ORIO-RGOB Project, DoR, MoWHS, Dagapela	12.609	9.685	2.924
256	206.01/2026	Department of Road (Project# SASEC Project BHU-L/3149, G-004)		1.300	(1.300)
257	207.01/1001	Ministry of Information & Communications Secretariat, Thimphu	0.309	2.252	(1.943)
258	207.01/1002	Department of Air Transport (DoAT)	3.892	25.471	(21.579)
259	207.01/1003	Roads Safety and Transport Authority, MOIC		2.934	(2.934)
260	207.01/1004	Regional Transport Office, RSTA, Phuentsholing		0.330	(0.330)
261	207.01/1005	Regional Transport Office, RSTA, Gelephu		0.077	(0.077)
262	207.01/1007	Department of Information & Technology	3.321	13.734	(10.413)
263	207.01/1008	Department of Information & Media		0.220	(0.220)
264	207.01/1009	Bhutan Civil Aviation Authority (BCAA)		0.072	(0.072)
265	207.01/1010	Regional Transport Office. Mongar	0.003	0.054	(0.051)

Sl.No.	Account Number	Operating Unit	Receipts	Payments	Net
266	207.01/2002	DIT, Ministry of Information and Communicaitons		3.261	(3.261)
267	207.01/2004	Department of Information Technology and Telecom, MoIC		0.001	(0.001)
268	207.01/2005	Department of Air Transport, Ministry of Information & Communications, Paro		3.994	(3.994)
269	208.01/1001	Ministry of Health Secretariat, Thimphu		1.157	(1.157)
270	208.01/1002	Department of Public Health Services, MoH, Thimphu	0.176	7.467	(7.291)
271	208.01/1003	Department of Medical Services, MoH, Thimphu	3.021	14.784	(11.763)
272	208.01/1005	Regional Referral Hospital, Mongar		2.969	(2.969)
273	208.01/1006	Central Regional Referral Hospital, Gelephu		0.879	(0.879)
274	208.01/1007	Malaria Eradication Program, Gelephu		0.026	(0.026)
275	208.01/1009	Medical Supply Depot, Phuentsholing		6.488	(6.488)
276	208.01/1010	Phuentsholing General Hospital	0.584	1.433	(0.850)
277	208.01/1011	Department of Traditional Medicine Services (DTMS), MoH	0.002	5.504	(5.502)
278	208.01/1012	Department of Medical Supply and Health Infrastructure (DMSHI)	4.349	38.245	(33.896)
279	208.01/2002	Ministry of Health		3.796	(3.796)
280	208.01/2005	Vector-Borne Disease Control Programme, Gelephu		0.002	(0.002)
281	208.01/2008	Country Coordination Mechanism, Ministry of Health		0.206	(0.206)
282	208.01/2009	Construction of CRR Hospital, Gelephu, MoH, Thimphu	0.025	11.217	(11.192)
283	208.01/2012	TB Control Programme, MoH, Thimphu		0.282	(0.282)
284	208.01/2013	Enhanced Malaria Control Project, Gelephu		0.008	(0.008)
285	208.01/2016	International Assistance, Ministry of Health, Thimphu		0.222	(0.222)
286	208.01/2017	UNICEF Assisted Projects, Ministry of Health, Thimphu	0.020	0.222	(0.202)
287	208.01/2020	Expansion of JDWNR Hospital, Thimphu	0.196	0.396	(0.200)
288	208.01/2021	Construction of Public Health Laboratory, MoH		0.016	(0.016)
289	208.01/2022	Reconstruction of 40 bedded Samtse Hospital, Ministry of Health		5.626	(5.626)
290	208.01/2023	Office of the Project Management Team, Global Fund to fight AIDS TB & Malaria, MoH.		0.502	(0.502)
291	208.01/2024	Health Infrastructure Development Division , MoH		10.725	(10.725)
292	209.01/1001	Ministry Of Education Secretariat, Thimphu	1.865	4.049	(2.184)
293	209.01/1002	Department Of Adult and Higher Education, MOE, Thimphu		0.760	(0.760)
294	209.01/1003	Department of School Education, MoE, Thimphu	2.610	6.128	(3.518)

Sl.No.	Account Number	Operating Unit	Receipts	Payments	Net
295	209.01/1004	Department of Youth, Culture & Sports, MoE, Thimphu	0.012	1.114	(1.103)
296	209.01/2001	International Assistance, Ministry of Education, Thimphu	5.327	110.666	(105.339)
297	209.01/2002	UNICEF Assisted Project, Ministry of Education, Thimphu		3.658	(3.658)
298	209.01/2003	Scholarship Division, Dept. of Adult & Higher Education, Thimphu	0.810	2.650	(1.840)
299	209.01/2007	Save the Children Fund-USA assisted Project		0.089	(0.089)
300	210.01/1001	Ministry of Labour & Human Resources Secretariat, Thimphu		0.755	(0.755)
301	210.01/1002	Department of Technical Education, Thimphu	0.005	1.565	(1.560)
302	210.01/1003	Department of Occupational Standards, MoLHR, Thimphu		0.918	(0.918)
303	210.01/1004	Department of Labour, MoLHR		2.939	(2.939)
304	210.01/1005	Department of Employment and Human Resources, MoLHR	1.791	4.793	(3.002)
305	210.01/1006	Trashigang Institute for Zorig Chusum		0.085	(0.085)
306	210.01/1007	National Institute for Zorig Chusum, Thimphu.		0.123	(0.123)
307	210.01/1009	Samthang Institute of Automobile Engineering	0.052	0.832	(0.780)
308	210.01/1011	Vocational Training Institute, Rangjung, Trashigang	0.088	0.175	(0.088)
309	210.01/1012	Jigme Wangchuk Power Training Institute, Dekiling, Sarpang		3.415	(3.415)
310	210.01/1013	Chumey Vocational Training Institute, Bumthang		1.564	(1.564)
311	210.01/1014	Thimphu Institute of Automobile Engineering, MoLHR		0.117	(0.117)
312	210.01/2006	Department of Technical Education, MoLHR		0.050	(0.050)
313	401.01/1001	Dzongkhag Administration, Chhukha	8.464	76.699	(68.235)
314	401.01/1002	Phuentsholing Drungkhag	0.613	5.104	(4.491)
315	401.02/1001	Sampheling Geog, Chhuka	0.021	0.734	(0.713)
316	401.03/1001	Bongo Geog, Chhuka		3.729	(3.729)
317	401.04/1001	Chapcha Geog, Chhukha Dzongkhag		1.104	(1.104)
318	401.05/1001	Dungna Geog, Chhukha Dzongkhag		0.499	(0.499)
319	401.06/1001	Gayling Geog, Chhukha Dzongkhag		2.144	(2.144)
320	401.07/1001	Darla Geog, Chhuka	0.233	3.994	(3.762)
321	401.08/1001	Getana Geog, Chhukha Dzongkhag		0.638	(0.638)
322	401.09/1001	Jabcho Geog, Chhukha Dzongkhag		2.140	(2.140)
323	401.10/1001	Lokchina Geog, Chhuka		0.653	(0.653)
324	401.11/1001	Metakha Geog, Chhukha Dzongkhag		0.079	(0.079)
325	401.12/1001	Phuentsholing Geog, Chhuka		5.620	(5.620)
326	402.01/1001	Dzongkhag Administration, Haa	1.415	39.541	(38.125)
327	402.02/1001	Bjee Geog, Ha Dzongkhag		0.908	(0.908)

Sl.No.	Account Number	Operating Unit	Receipts	Payments	Net
328	402.03/1001	Kastho Geog, Ha Dzongkhag		0.615	(0.615)
329	402.04/1001	Sambekha Geog, Ha Dzongkhag	0.003	0.923	(0.920)
330	402.05/1001	Sama Geog, Ha Dzongkhag		0.923	(0.923)
331	402.06/1001	Uesu Geog, Ha Dzongkhag		0.743	(0.743)
332	402.07/1001	Gakiling Geog, Haa Dzongkhag	0.184	2.042	(1.858)
333	403.01/1001	Dzongkhag Administration, Paro	1.175	28.343	(27.169)
334	403.02/1001	Dobshari Geog, Paro Dzongkhag		1.073	(1.073)
335	403.03/1001	Dogar Geog, Paro Dzongkhag	0.068	0.346	(0.278)
336	403.04/1001	Dotey Geog, Paro Dzongkhag	0.006	1.556	(1.550)
337	403.05/1001	Horey Geog, Paro Dzongkhag		0.280	(0.280)
338	403.06/1001	Lango Geog, Paro Dzongkhag		0.409	(0.409)
339	403.07/1001	Lungni Geog, Paro Dzongkhag		0.740	(0.740)
340	403.08/1001	Naja Geog, Paro Dzongkhag		0.646	(0.646)
341	403.09/1001	Shaba Geog, Paro Dzongkhag		1.697	(1.697)
342	403.10/1001	Tsento Geog, Paro Dzongkhag	0.656	1.193	(0.537)
343	403.11/1001	Wangchang Geog, Paro Dzongkhag		0.835	(0.835)
344	404.01/1001	Dzongkhag Administration, Samtse	2.051	74.593	(72.541)
345	404.01/1002	Sipsu Drungkhag		16.525	(16.525)
346	404.01/1003	Dorokha Drungkhag		75.710	(75.710)
347	404.02/1001	Bara Geog, Samtse Dzongkhag		0.576	(0.576)
348	404.03/1001	Biru Geog, Samtse Dzongkhag		0.962	(0.962)
349	404.04/1001	Charghare Geog, Samtse Dzongkhag	0.007	0.973	(0.965)
350	404.05/1001	Chengmari Geog, Samtse Dzongkhag		1.115	(1.115)
351	404.06/1001	Denchukha Geog, Samtse Dzongkhag		1.917	(1.917)
352	404.07/1001	Dorokha Geog, Samtse Dzongkhag	0.012	3.000	(2.988)
353	404.08/1001	Dumtoe Geog, Samtse Dzongkhag		3.664	(3.664)
354	404.09/1001	Ghumauney Geog, Samtse Dzongkhag	0.114	0.980	(0.866)
355	404.10/1001	Lhahareni Geog, Samtse Dzongkhag		0.852	(0.852)
356	404.11/1001	Tendu Geog, Samtse Dzongkhag		1.312	(1.312)
357	404.12/1001	Nainital Geog, Samtse Dzongkhag		0.932	(0.932)
358	404.13/1001	Pagli Geog, Samtse Dzongkhag	0.024	1.206	(1.182)
359	404.14/1001	Samtse Geog, Samtse Dzongkhag		1.881	(1.881)
360	404.15/1001	Sibsu Geog, Samtse Dzongkhag		1.350	(1.350)
361	404.16/1001	Tading Geog, Samtse Dzongkhag		1.497	(1.497)
362	405.01/1001	Dzongkhag Administration, Tsirang	0.031	20.549	(20.518)
363	405.02/1001	Beteni Geog, Tsirang Dzongkhag		0.483	(0.483)
364	405.03/1001	Dunglegang Geog, Tsirang Dzongkhag		0.442	(0.442)
365	405.04/1001	Barshong Geog, Tsirang Dzongkhag		0.381	(0.381)
366	405.05/1001	Gosheling Geog, Tsirang Dzongkhag		0.711	(0.711)
367	405.06/1001	Rangthangling Geog, Tsirang Dzongkhag		0.544	(0.544)

Sl.No.	Account Number	Operating Unit	Receipts	Payments	Net
368	405.07/1001	Kikhorthang Geog, Tsirang Dzongkhag		0.728	(0.728)
369	405.08/1001	Mendrelgang Geog, Tsirang Dzongkhag		0.479	(0.479)
370	405.09/1001	Patale Geog, Tsirang Dzongkhag		0.712	(0.712)
371	405.10/1001	Phuentenchhu Geog, Tsirang Dzongkhag		0.336	(0.336)
372	405.11/1001	Semjong Geog, Tsirang Dzongkhag		0.868	(0.868)
373	405.12/1001	Tsholingkhar Geog, Tsirang Dzongkhag		0.483	(0.483)
374	405.13/1001	Tsirangtoe Geog, Tsirang Dzongkhag		0.608	(0.608)
375	406.01/1001	Dzongkhag Administration, Dagana	0.665	109.741	(109.075)
376	406.01/1002	Lhamoizingkha Dungkhag, Dagana		47.638	(47.638)
377	406.02/1001	Dorona Geog, Dagana Dzongkhag		0.112	(0.112)
378	406.03/1001	Drujeygang Geog, Dagana Dzongkhag		0.757	(0.757)
379	406.04/1001	Gesarling Geog, Dagana Dzongkhag		0.425	(0.425)
380	406.05/1001	Goshi Geog, Dagana Dzongkhag	0.308	1.343	(1.035)
381	406.06/1001	Kana Geog, Dagana Dzongkhag		3.391	(3.391)
382	406.07/1001	Khebisa Geog, Dagana Dzongkhag		5.789	(5.789)
383	406.08/1001	Lajab Geog, Dagana Dzongkhag		0.774	(0.774)
384	406.09/1001	Tashiding Geog, Dagana Dzongkhag	0.479	0.932	(0.453)
385	406.10/1001	Tshendayang Geog, Dagana Dzongkhag	0.021	0.326	(0.306)
386	406.11/1001	Tshangkha Geog, Dagana Dzongkhag		1.230	(1.230)
387	406.12/1001	Tseza Geog, Dagana Dzongkhag		1.820	(1.820)
388	406.13/1001	Deorali Geog, Dagana Dzongkhag		0.471	(0.471)
389	406.14/1001	Lhamoizingkha Geog, Dagana Dzongkhag	0.069	0.803	(0.734)
390	406.15/1001	"Nichula Geog, Dagana Dzongkhag			
"		0.651	(0.651)		
391	407.01/1001	Dzongkhag Administration, Punakha	0.088	45.173	(45.084)
392	407.02/1001	Chhubu Geog, Punakha Dzongkhag		0.682	(0.682)
393	407.03/1001	Goenshari Geog, Punakha Dzongkhag		1.329	(1.329)
394	407.04/1001	Guma Geog, Punakha Dzongkhag		1.558	(1.558)
395	407.05/1001	Kabjisa Geog, Punakha Dzongkhag		0.874	(0.874)
396	407.06/1001	Lingbukha Geog, Punakha Dzongkhag		0.058	(0.058)
397	407.07/1001	Shengana Geog, Punakha Dzongkhag		0.673	(0.673)
398	407.08/1001	Talo Geog, Punakha Dzongkhag		0.272	(0.272)
399	407.09/1001	Toewang Geog, Punakha Dzongkhag		0.522	(0.522)
400	407.10/1001	Zoma Geog, Punakha Dzongkhag		0.582	(0.582)
401	407.11/1001	Baap Geog, Punakha		0.712	(0.712)
402	407.12/1001	Toebesa Geog, Punakha		0.967	(0.967)
403	408.01/1001	Dzongkhag Administration, Wangdue Phodrang	0.036	59.152	(59.116)
404	408.02/1001	Bjena Gewog, Wangdue Phodrang Dzongkhag		3.233	(3.233)
405	408.03/1001	Dangchhu Geog, Wangdue Phodrang Dzongkhag		0.554	(0.554)

Sl.No.	Account Number	Operating Unit	Receipts	Payments	Net
406	408.04/1001	Darkar Geog, Wangdue Phodrang Dzongkhag		1.209	(1.209)
407	408.05/1001	Gangtey Geog, Wangdue Phodrang Dzongkhag		0.574	(0.574)
408	408.06/1001	Gasetshogom Geog, Wangdue Phodrang Dzongkhag		0.615	(0.615)
409	408.07/1001	Gasetshowom Geog, Wangdue Phodrang Dzongkhag		0.470	(0.470)
410	408.08/1001	Kashi Geog, Wangdue Phodrang Dzongkhag		1.090	(1.090)
411	408.09/1001	Nahi Geog, Wangdue Phodrang Dzongkhag		0.376	(0.376)
412	408.10/1001	Nisho Geog, Wangdue Phodrang Dzongkhag	0.053	0.563	(0.509)
413	408.11/1001	Phangyul Geog, Wangdue Phodrang Dzongkhag		0.393	(0.393)
414	408.12/1001	Phobjee Geog, Wangdue Phodrang Dzongkhag	0.142	0.992	(0.850)
415	408.13/1001	Roepa Geog, Wangdue Phodrang Dzongkhag		0.729	(0.729)
416	408.14/1001	Sephu Geog, Wangdue Phodrang Dzongkhag		1.107	(1.107)
417	408.15/1001	Athang Gewog, Wangdue Phodrang Dzongkhag		0.759	(0.759)
418	408.16/1001	Thetshong Geog, Wangdue Phodrang Dzongkhag		0.790	(0.790)
419	409.01/1001	Dzongkhag Administration, Bumthang	0.078	42.565	(42.486)
420	409.02/1001	Chhoekhor Geog, Bumthang Dzongkhag		1.534	(1.534)
421	409.03/1001	Chhume Geog, Bumthang Dzongkhag		0.537	(0.537)
422	409.04/1001	Tang Geog, Bumthang Dzongkhag		1.550	(1.550)
423	409.05/1001	Ura Geog, Bumthang Dzongkhag		0.233	(0.233)
424	410.01/1001	Dzongkhag Administration, Sarpang	17.275	133.036	(115.761)
425	410.01/1002	Dungkhag Administration, Gelephu		0.519	(0.519)
426	410.02/1002	Samtayling Geog, Sarpang Dzongkhag		0.921	(0.921)
427	410.03/1002	Chuzangang Geog, Sarpang Dzongkhag		0.739	(0.739)
428	410.04/1001	Dekiling Geog, Sarpang Dzongkhag	0.022	0.865	(0.843)
429	410.05/1001	Doeban Geog, Sarpang Dzongkhag		0.217	(0.217)
430	410.06/1002	Tareything Geog, Sarpang Dzongkhag		0.120	(0.120)
431	410.07/1002	Gelephu Geog, Sarpang Dzongkhag	1.000	5.024	(4.024)
432	410.08/1001	Hilley Geog, Sarpang Dzongkhag		2.639	(2.639)
433	410.09/1002	Jigmechoeling Geog, Sarpang Dzongkhag	0.070	8.090	(8.020)
434	410.10/1002	Umling Gewog, Sarpang Dzongkhag	0.001	1.173	(1.172)
435	410.11/1001	Singhi Geog, Sarpang Dzongkhag		0.799	(0.799)
436	410.12/1001	Sarpangtar Geog, Sarpang Dzongkhag		0.744	(0.744)
437	410.13/1002	Sershong Geog, Sarpang Dzongkhag	0.017	0.918	(0.901)
438	411.01/1001	Dzongkhag Administration, Zhemgang	0.059	26.421	(26.361)
439	411.01/1003	Panbang Dungkhag	0.301	7.372	(7.071)
440	411.02/1001	Bardo Geog, Zhemgang Dzongkhag		1.100	(1.100)

Sl.No.	Account Number	Operating Unit	Receipts	Payments	Net
441	411.04/1001	Nangkor Geog, Zhemgang Dzongkhag		0.559	(0.559)
442	411.05/1002	Ngangla Gewog		0.541	(0.541)
443	411.06/1002	Phangkhar Gewog	0.084	0.268	(0.184)
444	411.07/1001	Shingkhar Geog, Zhemgang Dzongkhag		0.634	(0.634)
445	411.08/1001	Trong Geog, Zhemgang Dzongkhag		1.534	(1.534)
446	411.09/1002	Goshing Gewog, Panbang Dungkhag		0.009	(0.009)
447	412.01/1001	Dzongkhag Administration, Trongsa	1.284	80.283	(78.999)
448	412.02/1001	Dragteng Geog, Trongsa Dzongkhag		0.390	(0.390)
449	412.03/1001	Korphu Geog, Trongsa Dzongkhag		1.578	(1.578)
450	412.04/1001	Langthel Geog, Trongsa Dzongkhag		0.577	(0.577)
451	412.05/1001	Nubi Geog, Trongsa Dzongkhag	0.568	1.602	(1.034)
452	412.06/1001	Tangsibji Geog, Trongsa Dzongkhag		0.744	(0.744)
453	413.01/1001	Dzongkhag Administration, Lhuentse	0.032	56.688	(56.656)
454	413.01/2003	Commercial Agriculture & Resilient Enhancement Programme (CARLEP)		0.172	(0.172)
455	413.02/1001	Gangzur Geog, Lhuentse Dzongkhag		1.417	(1.417)
456	413.03/1001	Jarey Geog, Lhuentse Dzongkhag		0.499	(0.499)
457	413.04/1001	Khoma Geog, Lhuentse Dzongkhag		0.824	(0.824)
458	413.05/1001	Kurtoe Geog, Lhuentse Dzongkhag		0.769	(0.769)
459	413.06/1001	Minjay Geog, Lhuentse Dzongkhag		0.683	(0.683)
460	413.07/1001	Menbi Geog, Lhuentse Dzongkhag		0.783	(0.783)
461	413.08/1001	Metsho Geog, Lhuentse Dzongkhag		0.771	(0.771)
462	413.09/1001	Tshenkhar Geog, Lhuentse Dzongkhag		0.501	(0.501)
463	414.01/1001	Dzongkhag Administration, Mongar		54.147	(54.147)
464	414.01/1002	Office of the Gyaltshab		0.050	(0.050)
465	414.01/2003	CARLEP		0.100	(0.100)
466	414.02/1001	Balam Geog, Mongar Dzongkhag		0.246	(0.246)
467	414.03/1001	Chali Geog, Mongar Dzongkhag		0.802	(0.802)
468	414.04/1001	Chaskhar Geog, Mongar Dzongkhag		1.012	(1.012)
469	414.05/1001	Dramtse Geog, Mongar Dzongkhag		0.418	(0.418)
470	414.06/1001	Drepong Geog, Mongar Dzongkhag	0.003	0.278	(0.275)
471	414.07/1001	Gongdue Geog, Mongar Dzongkhag		0.913	(0.913)
472	414.08/1001	Jurmey Geog, Mongar Dzongkhag		1.137	(1.137)
473	414.09/1001	Kengkhar Geog, Mongar Dzongkhag		0.324	(0.324)
474	414.10/1001	Mongar Geog, Mongar Dzongkhag		0.694	(0.694)
475	414.11/1001	Natshang Geog, Mongar Dzongkhag		0.937	(0.937)
476	414.12/1001	Saleng Geog, Mongar Dzongkhag		0.863	(0.863)
477	414.13/1001	Sherimung Geog, Mongar Dzongkhag		0.761	(0.761)
478	414.14/1001	Silambi Geog, Mongar Dzongkhag		1.143	(1.143)
479	414.15/1001	Thangrong Geog, Mongar Dzongkhag		1.067	(1.067)

Sl.No.	Account Number	Operating Unit	Receipts	Payments	Net
480	414.16/1001	Tsakaling Geog, Mongar Dzongkhag		0.270	(0.270)
481	414.17/1001	Tsamang Geog, Mongar Dzongkhag		0.040	(0.040)
482	414.18/1001	Narang Geog, Mongar Dzongkhag		0.208	(0.208)
483	415.01/1001	Dzongkhag Administration, Pema Gatshel	2.873	77.260	(74.387)
484	415.01/1002	Nganglam Drungkhag	0.197	5.231	(5.034)
485	415.01/2003	CARLEP		0.620	(0.620)
486	415.02/1001	Chongshing Gewog, Pema Gatshel Dzongkhag		0.014	(0.014)
487	415.03/1001	Chhimung Geog, Pema Gatshel Dzongkhag		0.309	(0.309)
488	415.04/1001	Dungme Geog, Pema Gatshel Dzongkhag		0.116	(0.116)
489	415.05/1001	Khar Geog, Pema Gatshel Dzongkhag		0.160	(0.160)
490	415.06/1001	Shumar geog, Pema Gatshel Dzongkhag	0.000	2.803	(2.803)
491	415.07/1001	Yurung Geog, Pema Gatshel Dzongkhag		0.330	(0.330)
492	415.08/1001	Zobel Geog, Pema Gatshel Dzongkhag		0.324	(0.324)
493	415.09/1001	Decheling Gewog, Nganglam Dungkhag	0.081	4.246	(4.166)
494	415.10/1001	Norbugang Gewog, Nganglam Dungkhag	0.082	2.382	(2.299)
495	415.11/1001	Nanong Gewog, Pemagatshel Dzongkhag		0.786	(0.786)
496	415.12/1001	Chokorling Gewog, Nganglam Dungkhag	0.097	1.935	(1.839)
497	416.01/1001	Dzongkhag Administration, Samdrup Jongkhar		65.515	(65.515)
498	416.01/1002	Samdrupcholing Dungkhag		6.047	(6.047)
499	416.01/1003	Jomotshangkha Dungkhag		0.524	(0.524)
500	416.01/2003	CARLEP		0.224	(0.224)
501	416.02/1001	Phuntshothang Geog, Samdrup Jongkhar Dzongkhag		0.634	(0.634)
502	416.03/1001	Pemethang Geog, Samdrup Jongkhar Dzongkhag		0.263	(0.263)
503	416.04/1001	Gomdar Geog, Samdrup Jongkhar Dzongkhag		0.867	(0.867)
504	416.05/1001	Wangphu Geog, S/Jongkhar Dzongkhag		0.930	(0.930)
505	416.06/1001	Langchenphu Geog, Samdrup Jongkhar Dzongkhag		0.347	(0.347)
506	416.07/1001	Lauri Geog, Samdrup Jongkhar Dzongkhag		1.379	(1.379)
507	416.08/1001	Martshala Geog, Samdrup Jongkhar Dzongkhag		0.934	(0.934)
508	416.09/1001	Deothang Geog, S/Jongkhar Dzongkhag		0.830	(0.830)
509	416.10/1001	Orong Geog, Samdrup Jongkhar Dzongkhag		3.310	(3.310)
510	416.11/1001	Samrang Geog, Samdrup Jongkhar Dzongkhag	0.170	0.045	0.125
511	416.12/1001	Serthi Geog, Samdrup Jongkhar Dzongkhag		4.954	(4.954)
512	417.01/1001	Dzongkhag Administration, Trashigang	0.672	57.020	(56.347)
513	417.01/1002	Sakteng Dungkhag, Tashigang		0.070	(0.070)
514	417.01/1003	Thrimshing Dungkhag, Tashigang	0.004	0.909	(0.904)
515	417.01/1004	Wamrong Dungkhag, Tashigang	0.015	1.898	(1.883)
516	417.01/2003	CARLEP		0.109	(0.109)

Sl.No.	Account Number	Operating Unit	Receipts	Payments	Net
517	417.02/1001	Bartsham Geog, Trashigang Dzongkhag		0.021	(0.021)
518	417.04/1001	Kanglung Geog, Trashigang Dzongkhag		0.429	(0.429)
519	417.05/1001	Kangpara Geog, Trashigang Dzongkhag		0.740	(0.740)
520	417.06/1001	Khaling Geog, Trashigang Dzongkhag		0.165	(0.165)
521	417.07/1001	Lumang Geog, Trashigang Dzongkhag	0.080	0.269	(0.189)
522	417.08/1001	Merak Geog, Trashigang Dzongkhag	0.000	0.586	(0.585)
523	417.12/1001	Sakten Geog, Trashigang Dzongkhag		0.565	(0.565)
524	417.13/1001	Samkhar Geog, Trashigang Dzongkhag	0.400	0.702	(0.302)
525	417.14/1001	Shongphu Geog, Trashigang Dzongkhag		0.212	(0.212)
526	417.15/1001	Thrimshing Geog, Trashigang Dzongkhag		1.122	(1.122)
527	417.16/1001	Uzarong Geog, Trashigang Dzongkhag		0.517	(0.517)
528	418.01/1001	Dzongkhag Administration, Thimphu	0.268	23.620	(23.352)
529	418.01/1002	Lingzhi Drungkhag		0.321	(0.321)
530	418.02/1001	Soe Geog, Thimphu Dzongkhag		1.726	(1.726)
531	418.03/1001	Chang Geog, Thimphu Dzongkhag		0.539	(0.539)
532	418.04/1001	Dagala Geog, Thimphu Dzongkhag		0.908	(0.908)
533	418.05/1001	Gayney Geog, Thimphu Dzongkhag		0.109	(0.109)
534	418.06/1001	Kawang Geog, Thimphu Dzongkhag		1.441	(1.441)
535	418.07/1001	Lingshi Geog, Thimphu Dzongkhag		1.626	(1.626)
536	418.08/1001	Mewang Geog, Thimphu Dzongkhag		0.433	(0.433)
537	418.09/1001	Naro Geog, Thimphu Dzongkhag		0.424	(0.424)
538	419.01/1002	Gasa DZongkhag	0.155	24.808	(24.653)
539	419.02/1002	Geonkhamed Gewog		0.827	(0.827)
540	419.03/1002	Geonkhatoed Gewog		0.311	(0.311)
541	419.04/1002	Laya Gewog	0.091	2.697	(2.606)
542	419.05/1002	Lunana Gewog		2.828	(2.828)
543	420.01/1001	Dzongkhag Administration, Trashi Yangtse	0.156	72.116	(71.959)
544	420.01/2003	CARLEP		0.116	(0.116)
545	420.02/1001	Bumdiling Gewog, Trashi Yangtse Dzongkhag		1.554	(1.554)
546	420.03/1001	Jamkhar Gewog, Trashi Yangtse Dzongkhag		1.857	(1.857)
547	420.04/1001	Khamdang Gewog, Trashi Yangtse Dzongkhag		0.698	(0.698)
548	420.05/1001	Ramjar Gewog, Trashi Yangtse Dzongkhag		1.244	(1.244)
549	420.06/1001	Toetsho Gewog, Trashi Yangtse Dzongkhag		1.022	(1.022)
550	420.07/1001	Tongshang Gewog, Trashi Yangtse Dzongkhag		0.109	(0.109)
551	420.08/1001	Yalang Gewog, Trashi Yangtse Dzongkhag	0.027	1.179	(1.153)
552	420.09/1001	Yangtse Gewog, Trashi Yangtse Dzongkhag		2.065	(2.065)
GRAND TOTAL			220.450	4,706.659	(4,486.209)

Source: DPA, MoF

SCHEDULE 9: SCHEDULE OF PERSONAL ADVANCES DURING THE FISCAL YEAR 2016-17

Nu. in million

Account Number	Operating Unit	Receipt	Payment	Net Amount
101.01/1001	His Majestys Secretariat, Thimphu	0.952	0.821	0.131
102.01/1001	Secretariat of His Majesty the Fourth Druk Gyalpo	0.298	0.298	
103.01/1001	National Assembly of Bhutan, Thimphu	8.040	8.261	-0.221
104.01/1001	National Council Secretariat, Thimphu	9.332	9.665	-0.333
105.01/1001	Central Monastic Secretariat, Thimphu	0.791	0.791	
105.01/1003	HM Secretariat, Council for Religious Affairs	0.034	0.034	
105.01/2001	Religion & Health Project, Central Monastic Secretariat, Thimphu	0.034	0.064	-0.030
106.01/1001	High Court, Thimphu	0.576	0.576	
106.01/1002	District Court, Thimphu	0.374	0.363	0.011
106.01/1003	District Court, Trashigang	0.108	0.108	
106.01/1004	District Court, Wangdue Phodrang	0.293	0.293	
106.01/1005	District Court, Punakha	0.212	0.212	
106.01/1007	District Court, Tsirang	0.102	0.102	
106.01/1008	District Court, Paro	0.136	0.136	
106.01/1009	District Court, Chhukha	0.076	0.076	
106.01/1010	District Court, Samtse	0.198	0.198	
106.01/1011	District Court, Samdrup Jongkhar	0.203	0.203	
106.01/1012	District Court, Mongar	0.331	0.331	
106.01/1013	District Court, Haa	0.083	0.083	
106.01/1014	District Court, Trongsa	0.055	0.055	
106.01/1015	District Court, Zhemgang	0.191	0.191	
106.01/1016	District Court, Dagana	0.072	0.071	0.001
106.01/1017	District Court, Lhuentse	0.044	0.044	
106.01/1018	District Court, Pema Gatshel	0.187	0.186	0.001
106.01/1019	District Court, Bumthang	0.075	0.075	
106.01/1021	District Court, Trashi Yangtse	0.354	0.347	0.007
106.01/1022	Dungkhag Court, Phuentsholing	0.037	0.037	
106.01/1024	Dungkhag Court, Gelephu	0.093	0.093	
106.01/1025	Drungkhag Court, Lhamoi Zhingka	0.139	0.139	
106.01/1026	Drungkhag Court, Dorokha	0.065	0.050	0.015
106.01/1027	Drungkhag Court, Sipsoo	0.025	0.045	-0.020
106.01/1030	Drungkhag Court, Nanglam	0.102	0.102	
106.01/1031	Drungkhag Court, Weringla	0.030	0.030	
106.01/1032	Drungkhag Court, Lingshi	0.118	0.160	-0.042
106.01/1034	Drungkhag Court, Samdrupcholing	0.180	0.180	
106.01/1035	Drungkhag Court, Sakteng	0.160	0.160	

Account Number	Operating Unit	Receipt	Payment	Net Amount
106.01/1036	Drungkhag Court, Sombaykha	0.020	0.020	
106.01/1037	Supreme Court	1.001	0.985	0.016
106.01/1039	District Court Gasa	0.153	0.054	0.099
106.01/1040	Panbang Dungkhag Court	0.010	0.010	
107.01/1001	Royal Civil Service Commission, Thimphu	2.235	1.943	0.292
108.01/1001	Anti-Corruption Commission	5.412	5.412	
108.01/2001	Anti-Corruption Commission	1.854	1.854	
109.01/1001	Election Commissioner Office, Thimphu	3.261	3.231	0.030
110.01/1001	Royal Audit Authority, Thimphu	19.315	19.046	0.268
110.01/1002	Regional Royal Audit Authority (East), S/Jongkhar	2.477	2.356	0.120
110.01/1003	Regional Royal Audit Authority (Central), Bumthang	1.876	2.034	-0.158
110.01/1004	Regional Royal Audit Authority (West), Tsirang	3.149	3.149	
110.01/1005	Office of Assistant Auditor General - Western Region	1.772	1.772	
110.01/2001	Royal Audit Authority, Thimphu	6.177	6.173	0.004
111.01/1001	Cabinet Secretariat, Thimphu	0.375	0.375	
112.01/1001	Office of Legal Affairs, Thimphu	2.285	2.285	
114.01/1001	Dzongkha Development Commission, Thimphu	0.297	0.297	
115.01/1001	National Land Commission, Thimphu	1.726	1.661	0.066
116.01/1001	Centre for Bhutan Studies, Thimphu	4.664	5.109	-0.445
117.01/1001	GNH Commission Secretariat, Thimphu	0.598	0.598	
118.01/1001	National Environment Commission, Thimphu.	2.810	2.779	0.031
118.01/2004	Green-House Gas Project, NEC, Thimphu	0.069	0.041	0.029
119.01/1001	Royal Institute of Management, Semtokha	1.752	1.752	
122.01/1001	Bhutan Narcotic Control Agency, Thimphu	0.111	0.110	0.001
123.01/1001	Bhutan InfoComm & Media Authority, Thimphu	0.592	0.592	
124.01/1001	Thimphu Thromdey Schools, City Corporation, Thimphu	0.963	0.963	
124.01/1002	Phuentsholing Thromde School	0.277	0.325	-0.047
124.01/1003	Samdrup Jongkhar Thromde Schools	0.139	0.139	
124.01/1004	Gelephu Thromde Schools	0.187	0.169	0.018
125.01/1001	Drug Regulatory Authority	0.226	0.226	
126.01/1001	Tourism Council of Bhutan	4.267	4.267	
126.01/1002	HTMTI-Construction Project	0.167	0.115	0.052
126.01/1003	Royal Institute for Tourism & Hospitality	0.671	0.671	
127.01/1001	National Commission for Women & Children	0.305	0.305	
128.01/1001	Royal Education Council	0.163	0.163	
129.01/1001	Bhutan Council for School Examination and Assessment	1.129	1.100	0.029
130.01/1001	Royal Privy Council, Thimphu.	0.282	0.282	
131.01/1001	Bhutan Standards Bureau	5.038	4.721	0.317
132.01/1002	University of Medical Sciences	0.020	0.010	0.010
134.01/1001	Bhutan National Legal Institute	5.521	5.521	

Account Number	Operating Unit	Receipt	Payment	Net Amount
135.01/1001	Civil Society Organization Authority	0.010	0.010	
136.01/1001	Jigme Dorji Wangchuck National Referral Hospital	3.253	3.253	
137.01/1001	Construction Development Authority	1.062	1.062	
138.01/1001	Bhutan Health Trust Fund	0.618	0.618	
201.01/1001	Ministry of Home and Cultural Affairs, Thimphu	1.557	1.557	
201.01/1002	Department of Civil Registration & Census, MoHCA, Thimphu	0.551	0.551	
201.01/1003	Department of Culture, MoHCA, Thimphu	2.648	2.615	0.033
201.01/1004	Department of Local Governance, MoHCA	0.202	0.202	
201.01/1005	Department of Immigration, MoHCA, Thimphu	0.420	0.420	
201.01/1006	Department of Disaster Management, MoHCA, Thimphu	0.117	0.117	
201.01/1007	Royal Bhutan Police, HQ	0.050	0.050	
201.01/1011	Regional Immigration Office, MoHCA, Gelephu	0.232	0.235	-0.003
201.01/1012	Regional Immigration Office, MoHCA, Phuentsholing	0.206	0.206	
201.01/1013	Regional Immigration Office, MoHCA, Samdrup Jongkhar	0.573	0.573	
201.01/1014	Regional Immigration Office, MoHCA, Samtse	0.077	0.077	
201.01/1015	National Museum, Paro	0.017	0.017	
201.01/1016	The Tower of Trongsa Museum, Ta Dzong, Trongsa	0.055	0.055	
201.01/1018	Royal Bhutan Police, Phuentsholing	0.007	0.007	
201.01/1020	Royal Bhutan Police, Samtse	0.004	0.004	
201.01/1022	Jail Services, Royal Bhutan Police	0.360	0.360	
201.01/1023	Fire Fighting Services, Royal Bhutan Police	0.551	0.551	
201.01/1030	Royal Bhutan Police, Paro	0.117	0.117	
201.01/1032	Royal Bhutan Police, Wangdue Phodrang	0.057	0.057	
201.01/1033	Royal Bhutan Police, Bumthang	0.046	0.046	
201.01/1034	Royal Bhutan Police, Division XIV, Trashiyangtse	0.080	0.080	
201.01/2015	Local Governance Sustainable Development Program (LGSDP), MOHCA	0.067	0.067	
202.01/1001	Ministry of Finance Secretariat, Thimphu	3.930	3.900	0.030
202.01/1002	Department of Public Accounts	0.160	0.160	
202.01/1003	Department of National Budget, Ministry of Finance, Thimphu	0.052	0.052	
202.01/1004	Department of Revenue and Customs, Ministry of Finance, Thimphu	0.092	0.090	0.002
202.01/1005	Department of National Properties, MoF, Thimphu	0.632	0.632	
202.01/1007	Regional Revenue & Customs Office, Thimphu	1.081	1.135	-0.054
202.01/1008	Regional Revenue & Customs Office, P/ling	1.529	1.529	
202.01/1009	Regional Revenue & Customs, Gelephu	1.346	1.344	0.002
202.01/1010	Regional Revenue & Customs Office, S/Jongkhar	0.963	0.963	
202.01/1011	Regional Revenue & Customs Office, Samtse	0.536	0.536	
202.01/1012	Regional Revenue & Customs Office, Paro	0.332	0.332	
202.01/1013	Regional Revenue & Customs Office, Mongar	1.176	1.176	
202.01/1014	Regional Revenue & Customs Office, MoF, Bumthang	0.704	0.704	

Account Number	Operating Unit	Receipt	Payment	Net Amount
202.01/1018	HM Secretariat, Ministry of Finance	0.131	0.131	
202.01/1019	Liaison and Transit Office Customs, Kolkata	0.421	0.421	
203.01/1001	Ministry of Foreign Affairs, Thimphu	1.063	0.992	0.071
203.01/1002	Permanent Mission of Bhutan, Ministry of Foreign Affairs, New York, USA	0.227	0.238	-0.011
203.01/1003	Permanent Mission of Bhutan, Ministry of Foreign Affairs, Geneva, Switzerland	1.836	1.836	
203.01/1007	Royal Bhutanese Embassy, Ministry of Foreign Affairs, Bangkok, Thailand	0.742	0.414	0.328
203.01/1008	Royal Bhutanese Consulate, Ministry of Foreign Affairs, Kolkotta, India	1.185	1.135	0.050
203.01/1009	Royal Bhutanese Embassy, Brussels, Belgium	0.870	0.899	-0.029
204.01/1001	Ministry of Agriculture and Forests Secretariat	4.643	4.606	0.037
204.01/1002	Department of Agriculture, MoA, Thimphu	1.156	1.138	0.019
204.01/1003	Department of Livestock, MoA, Thimphu	0.524	0.524	
204.01/1004	Department of Forests and Park Services, MOA, Thimphu	0.980	0.980	
204.01/1006	Bhutan Agriculture & Food Regulatory Authority (BAFRA), MoA, Thimphu	2.043	2.033	0.010
204.01/1007	National Biodiversity Centre, Serbithang	1.155	1.155	
204.01/1008	Agriculture Machinery Centre, Paro	0.164	0.180	-0.016
204.01/1009	Post Harvest Unit, MOA, Paro	0.836	0.836	
204.01/1010	Central Machinery Unit, MOA, Bumthang	0.655	0.642	0.013
204.01/1011	National Plant Protection Center, Semtokha	0.329	0.297	0.032
204.01/1012	National Soil Service Centre, Semtokha	0.342	0.342	
204.01/1013	National Center for Animal Health, Serbithang	0.340	0.340	
204.01/1014	National Research and Development Centre for Aquaculture (NRDCA)	0.289	0.289	
204.01/1015	National Horse & Brown Swiss Cross Breeding Program, Bumthang	0.108	0.108	
204.01/1016	National Livestock Breeding Programme, Yusipang	0.038	0.038	
204.01/1017	National Feed & Fodder Development Programme, Bumthang	0.417	0.417	
204.01/1018	Regional Livestock Development Centre	0.116	0.116	
204.01/1019	Regional Poultry Breeding Centre, Paro	0.136	0.136	
204.01/1020	National Pig Breeding Centre, Wangchutaba	0.141	0.141	
204.01/1021	National Sheep Breeding Farm, Bumthang	0.113	0.113	
204.01/1022	Brown Swiss Farm, Bumthang	0.655	0.660	-0.005
204.01/1023	National Jersey Breeding Farm, Samtse	0.087	0.087	
204.01/1024	Regional Livestock Development Centre, DoL, MoA, Zhemgang	0.224	0.224	
204.01/1025	Regional Veterinary Laboratory, Tsimalakha	0.698	0.698	
204.01/1026	National Poultry Breeding Farm, Sarpang	0.565	0.565	
204.01/1027	Regional Veterinary Laboratory, Kanglung	0.815	0.899	-0.084
204.01/1028	Livestock Central Store, Phuntsholing	0.264	0.264	

Account Number	Operating Unit	Receipt	Payment	Net Amount
204.01/1029	Cold Water Fish Culture Centre (CW FCC), Haa	0.235	0.235	
204.01/1030	Calf Rearing Centre, Wangkha, Chhukha	0.650	0.650	
204.01/1031	Regional Livestock Breeding Centre, Lingmithang	0.108	0.108	
204.01/1032	Regional Mithun Breeding Farm, Arong	0.314	0.314	
204.01/1033	National Nublang Farm, Tashiyangphu	0.071	0.071	
204.01/1034	Regional Mithun Breeding Farm, Zhemgang	0.080	0.071	0.009
204.01/1035	Divisional Forest Office, Zhemgang	0.210	0.210	
204.01/1036	Sakten Wildlife Sanctuary, Trashigang	0.150	0.150	
204.01/1037	Jigme Singye Wangchuk National Park, Trongsa	0.412	0.412	
204.01/1038	Bumdeling Wildlife Sanctuary, Trashi Yangtse	0.320	0.341	-0.021
204.01/1039	Jigme Dorji National Park, Gasa	0.132	0.184	-0.052
204.01/1040	Royal Manas National Park, Gelephu	0.716	0.716	
204.01/1041	Thrumshingla National Park, Ura, Bumthang	0.699	0.699	
204.01/1042	Divisional Forest Office, Gedu	0.499	0.494	0.005
204.01/1043	Divisional Forest Office, Wangdue Phodrang	1.569	1.569	
204.01/1044	Divisional Forest Office, Thimphu	0.375	0.375	
204.01/1045	Forestry Services Division, Trashigang	0.131	0.131	
204.01/1046	Divisional Forest Office, Samtse	0.201	0.201	
204.01/1047	Divisional Forest Office, S/Jongkhar	0.383	0.383	
204.01/1048	Divisional Forest Office, Paro	0.730	0.730	
204.01/1049	Divisional Forest Office, Mongar	0.436	0.436	
204.01/1050	Forestry Services Division, Sarpang	0.317	0.317	
204.01/1051	Divisional Forest Office, Tsirang	0.415	0.415	
204.01/1052	Divisional Forest Office, Bumthang	0.666	0.666	
204.01/1053	Forest Resources Dev. Division, Thimphu	1.595	0.484	1.111
204.01/1054	Wangchuck Centennial Park, Bumthang	1.639	1.654	-0.016
204.01/1056	RNR-Research Centre, Bajo	1.615	1.615	
204.01/1057	RNR-Research Centre, Jakar, Bumthang	0.603	0.603	
204.01/1058	RNR-Research Centre, Yusipang	0.115	0.115	
204.01/1059	RNRRC, Wengkar	0.501	0.501	
204.01/1061	Rural Development Training Centre	0.050	0.050	
204.01/1062	National Pig Breeding Centre, Gelephu	0.266	0.262	0.004
204.01/1063	Regional Fish Seed Production Centre, Bhangtar	0.035	0.035	
204.01/1064	RNR -RDC Bhur, Gelephu	0.351	0.351	
204.01/1065	Regional Marketing Officer and The Accountant	0.677	0.677	
204.01/1066	Phibsoo Wildlife Sanctuary, Sarpang	0.691	0.691	
204.01/1068	Jigme Khesar Strict Nature Reserve	0.257	0.257	
204.01/2006	Royal Botanical and Recreational Parks Division, MoA	0.149	0.149	
204.01/2007	GOI & AMMEPP Projects, MoA, Thimphu	0.235	0.240	-0.005

Account Number	Operating Unit	Receipt	Payment	Net Amount
204.01/2016	Ugyen Wangchuck Institute for Conservation and Environment	0.768	0.710	0.058
204.01/2027	Rural Livelihood Project, Zhemgang	0.147	0.147	
204.01/2043	CARLEP	0.050	0.050	
205.01/1001	Secretariat Services, Thimphu	1.146	0.944	0.203
205.01/1002	Department of Trade, Thimphu	0.249	0.215	0.034
205.01/1003	Department of Geology & Mines, Thimphu	6.585	6.686	-0.101
205.01/1005	Department of Industry, Thimphu	0.601	0.589	0.012
205.01/1006	Regional Trade & Industry Office, Trongsa	0.157	0.199	-0.041
205.01/1007	Regional Trade & Industry Office, Phuentsholing	0.131	0.131	
205.01/1009	Regional Trade & Industry Office, Samdrup Jongkhar	0.340	0.340	
205.01/1010	Regional Trade & Industry Office, Mongar	0.313	0.313	
205.01/1012	Department of Cottage & Small Industries, Thimphu	0.420	0.420	
205.01/1013	Department of HydroPower & Power Systems	1.167	0.426	0.741
205.01/1014	Department of Renewable Energy	1.176	1.176	
205.01/1015	Department of HydroMet Services	4.850	4.848	0.002
205.01/1016	Office of the Consumer Protection, Thimphu	1.119	1.119	
205.01/2008	Flood Warning Services, Dept. of Hydro Met Services (FIC 0212)	0.192	0.192	
206.01/1001	Secretariat, Ministry of Works & Human Settlement, Thimphu	2.268	2.293	-0.025
206.01/1002	Department of Roads, Thimphu	2.737	2.737	
206.01/1003	Department of Engineering Services	2.219	2.219	
206.01/1004	Field Roads Maintenance Division, DOR, Zhemgang	0.357	0.357	
206.01/1005	Field Roads Maintenance Division, DOR, Lobesa	0.707	0.707	
206.01/1006	Field Roads Maintenance Division, DOR, Trashigang	0.217	0.217	
206.01/1007	Field Roads Maintenance Division, DOR, Phuentsholing	0.050	0.050	
206.01/1008	Field Roads Maintenance Division, DOR, Sarpang	0.010	0.010	
206.01/1009	Field Roads Maintenance Division, DOR, Lingmithang	0.695	0.691	0.004
206.01/1010	Field Roads Maintenance Division, DOR, Trongsa	0.765	0.772	-0.007
206.01/1011	Field Roads Maintenance Division, DOR, Thimphu	0.833	0.833	
206.01/1013	Central Stores Unit, DOR, Phuentsholing	0.028	0.032	-0.004
206.01/1017	Department of Human Settlement, MoWHS	1.688	1.659	0.029
206.01/1018	Project Management Office for Gomphu - Pangbang & Mamung - Digala Road Project	0.020	0.020	
206.01/1019	Field Road Division, Department of Road, Samdrup Jongkhar	0.858	0.858	
206.01/2005	Gyelposhing-Nganglam Road Project, DOR, Lingmithang	0.125	0.125	
206.01/2020	Road Network Project II, under Department of Roads,	0.045	0.000	0.045
206.01/2024	ORIO-RGOB Project, DoR, MoWHS, Dagapela	0.020	0.020	
207.01/1001	Ministry of Information & Communications Secretariat, Thimphu	0.651	0.688	-0.037
207.01/1002	Department of Air Transport (DoAT)	0.533	0.533	

Account Number	Operating Unit	Receipt	Payment	Net Amount
207.01/1003	Roads Safety and Transport Authority, MOIC	1.414	1.414	
207.01/1004	Regional Transport Office, RSTA, Phuentsholing	0.080	0.080	
207.01/1005	Regional Transport Office, RSTA, Gelephu	0.278	0.278	
207.01/1006	Regional Transport Office, RSTA, Samdrup Jongkhar	0.116	0.116	
207.01/1007	Department of Information & Technology	0.533	0.533	
207.01/1008	Department of Information & Media	0.161	0.184	-0.023
207.01/1009	Bhutan Civil Aviation Authority (BCAA)	0.282	0.282	
207.01/1010	Regional Transport Office. Mongar	0.225	0.225	
208.01/1001	Ministry of Health Secretariat, Thimphu	0.623	0.623	
208.01/1002	Department of Public Health Services, MoH, Thimphu	0.049	0.049	
208.01/1003	Department of Medical Services, MoH, Thimphu	0.209	0.209	
208.01/1005	Regional Referral Hospital, Mongar	0.252	0.235	0.017
208.01/1006	Central Regional Referral Hospital, Gelephu	1.537	1.537	
208.01/1007	Malaria Eradication Program, Gelephu	0.251	0.251	
208.01/1009	Medical Supply Depot, Phuentsholing	0.165	0.165	
208.01/1010	Phuentsholing General Hospital	0.043	0.043	
208.01/1011	Department of Traditional Medicine Services (DTMS), MoH	0.331	0.331	
208.01/1012	Department of Medical Supply and Health Infrastructure (DMSHI)	0.165	0.170	-0.005
208.01/2005	Vector-Borne Disease Control Programme, Gelephu	0.102	0.102	
209.01/1001	Ministry Of Education Secretariat, Thimphu	1.607	1.617	-0.010
209.01/1002	Department Of Adult and Higher Education, MOE, Thimphu	0.691	0.691	
209.01/1003	Department of School Education, MoE, Thimphu	0.488	0.488	
209.01/1004	Department of Youth, Culture & Sports, MoE, Thimphu	0.669	0.669	
210.01/1001	Ministry of Labour & Human Resources Secretariat, Thimphu	1.064	1.064	
210.01/1002	Department of Technical Education, Thimphu	0.239	0.259	-0.020
210.01/1003	Department of Occupational Standards, MoLHR, Thimphu	0.300	0.300	
210.01/1004	Department of Labour, MoLHR	0.432	0.432	
210.01/1005	Department of Employment and Human Resources, MoLHR	0.814	0.814	
210.01/1006	Trashhi Yangtse Institute for Zorig Chusum	0.065	0.065	
210.01/1007	National Institute for Zorig Chusum, Thimphu.	1.481	1.419	0.063
210.01/1009	Samthang Institute of Automobile Engineering	0.273	0.273	
210.01/1010	Vocational Training Institute, Khuruthang, Punakha	0.479	0.479	
210.01/1011	Vocational Training Institute, Rangjung, Trashigang	0.103	0.103	
210.01/1012	Jigme Wangchuk Power Training Institute, Dekiling, Sarpang	0.070	0.070	
210.01/1013	Chumey Vocational Training Institute, Bumthang	0.316	0.299	0.018
210.01/1014	Thimphu Institute of Automobile Engineering, MoLHR	0.279	0.279	
401.01/1001	Dzongkhag Administration, Chhukha	3.244	3.244	
401.01/1002	Phuentsholing Drungkhag	1.200	1.178	0.022
401.02/1001	Sampheling Geog, Chhuka	0.035	0.035	

Account Number	Operating Unit	Receipt	Payment	Net Amount
401.03/1001	Bongo Geog, Chhuka	0.022	0.022	
401.04/1001	Chapcha Geog, Chhukha Dzongkhag	0.045	0.045	
401.05/1001	Dungna Geog, Chhukha Dzongkhag	0.080	0.080	
401.07/1001	Darla Geog, Chhuka	0.288	0.316	-0.028
401.08/1001	Getana Geog, Chhukha Dzongkhag	0.071	0.071	
401.09/1001	Jabcho Geog, Chhukha Dzongkhag	0.030	0.030	
401.11/1001	Metakha Geog, Chhukha Dzongkhag	0.039	0.039	
401.12/1001	Phuentsholing Geog, Chhuka	0.040	0.040	
402.01/1001	Dzongkhag Administration, Haa	3.023	3.038	-0.015
402.02/1001	Bjee Geog, Ha Dzongkhag	0.020	0.020	
402.03/1001	Kastho Geog, Ha Dzongkhag	0.040	0.040	
402.04/1001	Sambekha Geog, Ha Dzongkhag	0.050	0.050	
402.06/1001	Uesu Geog, Ha Dzongkhag	0.025	0.025	
402.07/1001	Gakiling Geog, Haa Dzongkhag	0.120	0.120	
403.01/1001	Dzongkhag Administration, Paro	2.655	2.655	
403.02/1001	Dobshari Geog, Paro Dzongkhag	0.226	0.226	
403.03/1001	Dogar Geog, Paro Dzongkhag	0.094	0.094	
403.05/1001	Horey Geog, Paro Dzongkhag	0.033	0.033	
403.06/1001	Lango Geog, Paro Dzongkhag	0.084	0.084	
403.07/1001	Lungni Geog, Paro Dzongkhag	0.049	0.049	
403.09/1001	Shaba Geog, Paro Dzongkhag	0.036	0.036	
403.11/1001	Wangchang Geog, Paro Dzongkhag	0.037	0.037	
404.01/1001	Dzongkhag Administration, Samtse	2.049	2.048	0.001
404.01/1002	Sipsu Drungkhag	0.526	0.526	
404.01/1003	Dorokha Drungkhag	0.460	0.492	-0.033
404.03/1001	Biru Geog, Samtse Dzongkhag	0.045	0.045	
404.04/1001	Charghare Geog, Samtse Dzongkhag	0.020	0.020	
404.07/1001	Dorokha Geog, Samtse Dzongkhag	0.021	0.021	
404.09/1001	Ghumauney Geog, Samtse Dzongkhag	0.036	0.036	
404.10/1001	Lhahareni Geog, Samtse Dzongkhag	0.019	0.019	
404.12/1001	Nainital Geog, Samtse Dzongkhag	0.024	0.024	
404.13/1001	Pagli Geog, Samtse Dzongkhag	0.010	0.010	
404.15/1001	Sibsu Geog, Samtse Dzongkhag	0.010	0.010	
405.01/1001	Dzongkhag Administration, Tsirang	3.280	3.280	
405.02/1001	Beteni Geog, Tsirang Dzongkhag	0.030	0.030	
405.03/1001	Dunglegang Geog, Tsirang Dzongkhag	0.055	0.055	
405.04/1001	Barshong Geog, Tsirang Dzongkhag	0.025	0.015	0.010
405.05/1001	Gosheling Geog, Tsirang Dzongkhag	0.010	0.010	
405.08/1001	Mendrelgang Geog, Tsirang Dzongkhag	0.015	0.015	
406.01/1001	Dzongkhag Administration, Dagana	0.656	0.648	0.009

Account Number	Operating Unit	Receipt	Payment	Net Amount
406.01/1002	Lhamoizingkha Dungkha, Dagana	0.139	0.139	
406.04/1001	Gesarling Geog, Dagana Dzongkhag	0.020	0.020	
406.06/1001	Kana Geog, Dagana Dzongkhag	0.040	0.040	
406.09/1001	Tashiding Geog, Dagana Dzongkhag	0.051	0.052	-0.001
406.10/1001	Tshendaygang Geog, Dagana Dzongkhag	0.056	0.056	
406.12/1001	Tseza Geog, Dagana Dzongkhag	0.060	0.060	
406.13/1001	Deorali Geog, Dagana Dzongkhag	0.094	0.094	
406.14/1001	Lhamoizingkha Geog, Dagana Dzongkhag	0.016	0.016	
406.15/1001	"Nichula Geog, Dagana Dzongkhag			
"	0.013	0.013		
407.01/1001	Dzongkhag Administration, Punakha	2.435	2.435	
407.02/1001	Chhubu Geog, Punakha Dzongkhag	0.005	0.005	
407.03/1001	Goenshari Geog, Punakha Dzongkhag	0.040	0.040	
407.04/1001	Guma Geog, Punakha Dzongkhag	0.010	0.010	
407.06/1001	Lingbukha Geog, Punakha Dzongkhag	0.006	0.006	
407.07/1001	Shengana Geog, Punakha Dzongkhag	0.018	0.018	
407.08/1001	Talo Geog, Punakha Dzongkhag	0.020	0.020	
407.10/1001	Zoma Geog, Punakha Dzongkhag	0.030	0.030	
408.01/1001	Dzongkhag Administration, Wangdue Phodrang	4.494	4.625	-0.131
408.02/1001	Bjena Gewog, Wangdue Phodrang Dzongkhag	0.073	0.073	
408.04/1001	Darkar Geog, Wangdue Phodrang Dzongkhag	0.064	0.064	
408.07/1001	Gasetshowom Geog, Wangdue Phodrang Dzongkhag	0.118	0.118	
408.09/1001	Nahi Geog, Wangdue Phodrang Dzongkhag	0.051	0.051	
408.10/1001	Nisho Geog, Wangdue Phodrang Dzongkhag	0.110	0.110	
408.11/1001	Phangyul Geog, Wangdue Phodrang Dzongkhag	0.010	0.010	
408.12/1001	Phobjee Geog, Wangdue Phodrang Dzongkhag	0.077	0.077	
408.13/1001	Roepa Geog, Wangdue Phodrang Dzongkhag	0.035	0.035	
408.15/1001	Athang Gewog, Wangdue Phodrang Dzongkhag	0.080	0.080	
408.16/1001	Thetshong Geog, Wangdue Phodrang Dzongkhag	0.050	0.050	
409.01/1001	Dzongkhag Administration, Bumthang	3.182	3.194	-0.012
409.03/1001	Chhume Geog, Bumthang Dzongkhag	0.097	0.097	
409.05/1001	Ura Geog, Bumthang Dzongkhag	0.015	0.015	
410.01/1001	Dzongkhag Administration, Sarpang	0.520	0.521	0.000
410.01/1002	Dungkha Administration, Gelephu	0.134	0.134	
410.02/1002	Samtayling Geog, Sarpang Dzongkhag	0.020	0.020	
410.09/1002	Jigmechoeling Geog, Sarpang Dzongkhag	0.033	0.033	
410.10/1002	Umling Gewog, Sarpang Dzongkhag	0.000	0.050	-0.050
410.12/1001	Sarpangtar Geog, Sarpang Dzongkhag	0.030	0.030	
410.13/1002	Sershong Geog, Sarpang Dzongkhag	0.057	0.057	
411.01/1001	Dzongkhag Administration, Zhemgang	1.189	1.189	

Account Number	Operating Unit	Receipt	Payment	Net Amount
411.01/1003	Panbang Dungkhag	0.854	0.851	0.003
411.03/1002	Bjoka Gewog, Panbang Dungkhag	0.040	0.040	
412.01/1001	Dzongkhag Administration, Trongsa	1.992	2.038	-0.045
412.02/1001	Dragteng Geog, Trongsa Dzongkhag	0.015	0.015	
412.06/1001	Tangsibji Geog, Trongsa Dzongkhag	0.005	0.005	
413.01/1001	Dzongkhag Administration, Lhuentse	1.874	1.874	
413.04/1001	Khoma Geog, Lhuentse Dzongkhag	0.038	0.038	
413.06/1001	Minjay Geog, Lhuentse Dzongkhag	0.010	0.010	
414.01/1001	Dzongkhag Administration, Mongar	1.767	1.738	0.029
414.01/1002	Office of the Gyaltshab	0.065	0.065	
414.02/1001	Balam Geog, Mongar Dzongkhag	0.050	0.050	
414.03/1001	Chali Geog, Mongar Dzongkhag	0.020	0.020	
414.04/1001	Chaskhar Geog, Mongar Dzongkhag	0.020	0.020	
414.05/1001	Dramtse Geog, Mongar Dzongkhag	0.198	0.198	
414.07/1001	Gongdue Geog, Mongar Dzongkhag	0.015	0.015	
414.08/1001	Jurmey Geog, Mongar Dzongkhag	0.015	0.015	
414.09/1001	Kengkhar Geog, Mongar Dzongkhag	0.018	0.018	
414.10/1001	Mongar Geog, Mongar Dzongkhag	0.015	0.015	
414.11/1001	Natshang Geog, Mongar Dzongkhag	0.080	0.080	
414.13/1001	Sherimung Geog, Mongar Dzongkhag	0.040	0.040	
414.14/1001	Silambi Geog, Mongar Dzongkhag	0.115	0.115	
414.17/1001	Tsamang Geog, Mongar Dzongkhag	0.052	0.052	
414.18/1001	Narang Geog, Mongar Dzongkhag	0.294	0.294	
415.01/1001	Dzongkhag Administration, Pema Gatshel	5.981	6.091	-0.110
415.01/1002	Nganglam Drungkhag	0.093	0.093	
415.02/1001	Chongshing Gewog, Pema Gatshel Dzongkhag	0.020	0.020	
415.06/1001	Shumar geog, Pema Gatshel Dzongkhag	0.062	0.062	
415.08/1001	Zobel Geog, Pema Gatshel Dzongkhag	0.060	0.060	
415.09/1001	Decheling Gewog, Nganglam Dungkhag	0.032	0.032	
415.12/1001	Chokoring Gewog, Nganglam Dungkhag	0.101	0.101	
416.01/1001	Dzongkhag Administration, Samdrup Jongkhar	1.988	1.988	
416.01/1002	Samdrupcholing Dungkhag	0.105	0.105	
416.01/1003	Jomotshangkha Dungkhag	0.188	0.188	
416.09/1001	Deothang Geog, S/Jongkhar Dzongkhag	0.045	0.045	
417.01/1001	Dzongkhag Administration, Trashigang	3.363	3.363	
417.01/1002	Sakteng Dungkhag, Tashigang	0.459	0.459	
417.01/1003	Thrimshing Dungkhag, Tashigang	0.082	0.082	
417.01/1004	Wamrong Dungkhag, Tashigang	0.576	0.576	
417.07/1001	Lumang Geog, Trashigang Dzongkhag	0.020	0.020	
417.08/1001	Merak Geog, Trashigang Dzongkhag	0.008	0.008	

Account Number	Operating Unit	Receipt	Payment	Net Amount
417.13/1001	Samkhar Geog, Trashigang Dzongkhag	0.020	0.020	
417.15/1001	Thrimshing Geog, Trashigang Dzongkhag	0.075	0.075	
417.16/1001	Uzarong Geog, Trashigang Dzongkhag	0.008	0.008	
418.01/1001	Dzongkhag Administration, Thimphu	1.466	1.466	
418.01/1002	Lingzhi Drungkhag	0.420	0.353	0.067
418.04/1001	Dagala Geog, Thimphu Dzongkhag	0.020	0.020	
419.01/1002	Gasa DZongkhag	0.966	0.966	
419.02/1002	Geonkhamed Gewog	0.014	0.014	
419.03/1002	Geonkhatoed Gewog	0.102	0.102	
419.04/1002	Laya Gewog	0.020	0.020	
420.01/1001	Dzongkhag Administration, Trashi Yangtse	2.564	2.569	-0.005
420.07/1001	Tongshang Gewog, Trashi Yangtse Dzongkhag	0.070	0.070	
420.09/1001	Yangtse Gewog, Trashi Yangtse Dzongkhag	0.064	0.064	
		285.184	282.809	2.375

SCHEDULE 10: SCHEDULE OF ADVANCES AND SUSPENSE FOR THE FISCAL YEAR 2016-17

Amount in Nu.

SL.No.	Account Number	Operating Agency	Amount in Nu.		
			Receipt	Payment	Net
1	101.01/1001	His Majestys Secretariat, Thimphu	2.106	1.570	0.535
2	102.01/1001	Secretariat of His Majesty the Fourth Druk Gyalpo	0.595	1.124	(0.530)
3	103.01/1001	Secretariat of His Majesty the Fourth Druk Gyalpo	11.921	10.942	0.979
4	104.01/1001	National Council Secretariat, Thimphu	8.059	8.105	(0.046)
5	105.01/1001	Central Monastic Secretariat, Thimphu	102.687	104.579	(1.892)
6	105.01/1002	Central Monk Bodies (Rabdey), CRA, Thimphu	503.325	503.427	(0.102)
7	105.01/1003	HM Secretariat, Council for Religious Affairs	2.230	2.230	-
8	105.01/2001	Religion & Health Project, Central Monastic Secretariat, Thimphu	4.995	6.464	(1.468)
9	105.01/2002	Dratshang Lhentshog, Thimphu	71.563	24.647	46.916
10	106.01/1001	High Court, Thimphu	0.148	0.152	(0.004)
11	106.01/1002	District Court, Thimphu	0.139	0.146	(0.008)
12	106.01/1003	District Court, Trashigang	0.158	0.130	0.028
13	106.01/1004	District Court, Wangdue Phodrang	0.130	0.130	-
14	106.01/1005	District Court, Punakha	0.026	0.026	-
15	106.01/1007	District Court, Tsirang	0.179	0.150	0.029
16	106.01/1008	District Court, Paro	0.159	0.149	0.010
17	106.01/1009	District Court, Chhukha	0.004	0.004	-
18	106.01/1010	District Court, Samtse	0.050	0.050	-
19	106.01/1011	District Court, Samdrup Jongkhar	0.102	0.102	-
20	106.01/1012	District Court, Mongar	0.026	0.026	-
21	106.01/1013	District Court, Haa	0.028	0.047	(0.019)
22	106.01/1016	District Court, Dagana	0.237	0.240	(0.003)
23	106.01/1017	District Court, Lhuentse	0.098	0.098	-
24	106.01/1018	District Court, Pema Gatshel	0.300	0.300	-
25	106.01/1019	District Court, Bumthang	0.213	0.192	0.021
26	106.01/1021	District Court, Trashy Yangtse	0.045	0.090	(0.045)
27	106.01/1023	Dungkhag Court, Wamrong	0.010	0.010	-
28	106.01/1026	Drungkhag Court, Dorokha	0.038	0.043	(0.005)
29	106.01/1027	Drungkhag Court, Sipsoo	0.015	0.016	(0.001)
30	106.01/1030	Drungkhag Court, Nanglam	0.236	0.237	(0.001)
31	106.01/1032	Drungkhag Court, Lingshi	0.109	0.230	(0.121)
32	106.01/1035	Drungkhag Court, Sakteng	0.010	0.010	-
33	106.01/1036	Drungkhag Court, Sombaykha	0.180	0.137	0.043

SL.No.	Account Number	Operating Agency	Amount in Nu.		
			Receipt	Payment	Net
34	106.01/1037	Supreme Court	113.052	123.074	(10.021)
35	106.01/1039	District Court Gasa	1.058	0.104	0.954
36	106.01/1040	Panbang Dungkhang Court	0.065	0.065	-
37	106.01/2001	Supreme Court, Thimphu	26.403	23.738	2.665
38	106.01/2002	Supreme Court		0.057	(0.057)
39	106.01/2006	Construction of High Court Building, Thimphu	17.019	1.010	16.009
40	107.01/1001	Royal Civil Service Commission, Thimphu	31.049	30.894	0.155
41	107.01/2003	Royal Civil Service Commission, Thimphu	143.984	118.814	25.170
42	108.01/1001	Anti-Corruption Commission	10.137	13.455	(3.319)
43	108.01/2001	Anti-Corruption Commission	8.643	8.643	-
44	109.01/1001	Election Commissioner Office, Thimphu	209.378	63.184	146.195
45	110.01/1001	Royal Audit Authority, Thimphu	7.119	8.958	(1.839)
46	110.01/1002	Regional Royal Audit Authority (East), S/Jongkhar	0.116	0.105	0.011
47	110.01/1003	Regional Royal Audit Authority (Central), Bumthang	0.263	0.287	(0.024)
48	110.01/1004	Regional Royal Audit Authority (West), Tsirang	1.540	0.350	1.190
49	110.01/1005	Office of Assistant Auditor General - Western Region		0.036	(0.036)
50	110.01/2001	Royal Audit Authority, Thimphu	41.547	36.271	5.275
51	111.01/1001	Cabinet Secretariat, Thimphu	12.886	12.917	(0.031)
52	111.01/2002	G2C	2.576	2.544	0.031
53	111.01/2003	G2C	5.951	4.483	1.468
54	112.01/1001	Office of Legal Affairs, Thimphu	0.851	0.851	-
55	112.01/2001	Office of the Attorney General, Thimphu		0.714	(0.714)
56	113.01/1001	Bhutan Olympic Committee, Thimphu	45.163	44.153	1.010
57	114.01/1001	Dzongkha Development Commission, Thimphu	9.150	9.169	(0.019)
58	115.01/1001	National Land Commission, Thimphu	32.508	62.263	(29.755)
59	116.01/1001	Centre for Bhutan Studies, Thimphu	22.202	62.906	(40.704)
60	117.01/1001	GNH Commission Secretariat, Thimphu	32.517	31.718	0.799
61	117.01/2003	Sustainable Development Secretariat (SDS), Thimphu	0.933	0.723	0.210
62	117.01/2006	Rural Economy Advancement Programme (REAP II), GNHC	20.013	19.915	0.098

SL.No.	Account Number	Operating Agency	Amount in Nu.		
			Receipt	Payment	Net
63	118.01/1001	National Environment Commission, Thimphu.	8.342	7.317	1.025
64	118.01/2004	Green-House Gas Project, NEC, Thimphu	7.352	13.009	(5.657)
65	119.01/1001	Royal Institute of Management, Semtokha	4.268	7.730	(3.463)
66	119.01/2004	Royal Institute of Management, Semtokha	0.112	0.116	(0.003)
67	120.01/1001	Royal University of Bhutan , Thimphu	20.427	19.081	1.347
68	120.01/1002	Sherubtse College, Kanglung	14.636	12.499	2.137
69	120.01/1004	College of Science and Technology	12.329	5.330	6.999
70	120.01/1005	Paro College of Education	8.728	7.482	1.246
71	120.01/1006	Samtse College of Education	4.328	2.729	1.599
72	120.01/1007	JIGME NAMGYEL POLYTECHNIC, Deothang	25.313	7.171	18.142
73	120.01/1008	Gedu College of Business Studies	12.141	4.136	8.006
74	120.01/1011	Institute of Language and Culture Studies, Taktse	11.924	10.334	1.590
75	120.01/1012	College of Social Sciences, Gyalpozhing	7.682	52.623	(44.941)
76	120.01/1013	College of Advanced Studies, Yongphula	14.612	3.392	11.220
77	120.01/2002	College of Natural Resources, Lobesa	11.582	10.184	1.398
78	121.01/1001	National Statistical Bureau, Thimphu	12.632	12.709	(0.077)
79	121.01/1002	Population and Housing Census of Bhutan (PHCB), NSB	171.263	173.017	(1.753)
80	121.01/2001	National Statistical Bureau, Thimphu	2.598	4.824	(2.226)
81	122.01/1001	Bhutan Narcotic Control Agency, Thimphu	4.540	6.883	(2.343)
82	123.01/1001	Bhutan InfoComm & Media Authority, Thimphu	3.558	3.675	(0.117)
83	124.01/1001	Thimphu Thromdey Schools, City Corporation, Thimphu	20.404	26.967	(6.563)
84	124.01/1002	Phuentsholing Thromde School	7.971	10.689	(2.718)
85	124.01/1003	Samdrup Jongkhar Thromde Schools	14.335	6.207	8.128
86	124.01/1004	Gelephu Thromde Schools	3.569	2.974	0.595
87	125.01/1001	Drug Regulatory Authority	5.231	5.231	-
88	126.01/1001	Tourism Council of Bhutan	8.399	11.755	(3.356)
89	126.01/1002	HTMTI-Construction Project	3.807	8.436	(4.629)
90	126.01/1003	Royal Institute for Tourism & Hospitality	1.171	1.066	0.105

SL.No.	Account Number	Operating Agency	Amount in Nu.		
			Receipt	Payment	Net
91	127.01/1001	National Commission for Women & Children	2.321	2.321	-
92	128.01/1001	Royal Education Council	40.194	38.854	1.340
93	129.01/1001	Bhutan Council for School Examination and Assessment	39.781	39.817	(0.035)
94	130.01/1001	Royal Privy Council, Thimphu.	0.117	0.217	(0.100)
95	131.01/1001	Bhutan Standards Bureau	2.585	2.306	0.279
96	132.01/1002	University of Medical Sciences	21.767	20.509	1.258
97	132.01/2001	Royal Institute of Health Science	0.681	0.501	0.181
98	132.01/2002	Faculty of Traditional Medicine	0.328	0.428	(0.100)
99	133.01/1001	Jigme Singye Wangchuk school of Law, Taba, Thimphu	122.401	77.479	44.922
100	134.01/1001	Bhutan National Legal Institute	3.203	3.203	-
101	135.01/1001	Civil Society Organization Authority	0.084	0.060	0.024
102	136.01/1001	Jigme Dorji Wangchuck National Referral Hospital	49.033	62.772	(13.739)
103	137.01/1001	Construction Development Authority	1.920	1.920	-
104	138.01/1001	Bhutan Health Trust Fund	0.191	0.191	-
105	201.01/1001	Ministry of Home and Cultural Affairs, Thimphu	12.363	48.583	(36.221)
106	201.01/1002	Department of Civil Registration & Census, MoHCA, Thimphu	28.158	13.901	14.256
107	201.01/1003	Department of Culture, MoHCA, Thimphu	77.360	32.129	45.230
108	201.01/1004	Department of Local Governance, MoHCA	27.441	24.843	2.598
109	201.01/1005	Department of Immigration, MoHCA, Thimphu	6.678	6.091	0.587
110	201.01/1006	Department of Disaster Management, MoHCA, Thimphu	4.646	2.771	1.875
111	201.01/1007	Royal Bhutan Police, HQ	195.153	202.877	(7.724)
112	201.01/1010	Ministry of Home and Cultural Affairs, Thimphu	3.044	3.111	(0.067)
113	201.01/1011	Regional Immigration Office, MoHCA, Gelephu	0.145	0.180	(0.035)
114	201.01/1012	Regional Immigration Office, MoHCA, Phuentsholing	0.689	0.351	0.338
115	201.01/1013	Regional Immigration Office, MoHCA, Samdrup Jongkhar	0.043	0.043	-
116	201.01/1015	National Museum, Paro	0.206	0.126	0.080
117	201.01/1016	The Tower of Trongsa Museum, Ta Dzong, Trongsa	0.060	0.276	(0.217)
118	201.01/1018	Royal Bhutan Police, Phuentsholing	0.036	0.036	-

SL.No.	Account Number	Operating Agency	Amount in Nu.		
			Receipt	Payment	Net
119	201.01/1022	Jail Services, Royal Bhutan Police	3.976	0.992	2.984
120	201.01/1023	Fire Fighting Services, Royal Bhutan Police	4.579	2.239	2.340
121	201.01/1028	Royal Bhutan Police, Training Centre- Jigmeling (Sarpang)	0.350	0.350	-
122	201.01/2001	Disaster Mgt. Division, MoHCA, Thimphu	15.086	18.903	(3.817)
123	201.01/2003	Daga Tashiyangtse Dzong Conservation Project	0.051		0.051
124	201.01/2007	Department of Disaster Management, MoHCA, Thimphu	12.397	10.228	2.169
125	201.01/2013	Pemagatshel Dzong Construction Project, Ministry of Home and Cultural Affairs	15.826	20.046	(4.220)
126	201.01/2015	Local Governance Sustainable Development Program (LGSDP), MOHCA	19.092	18.533	0.558
127	201.01/2017	Wangduephodrang Dzong Reconstruction Project	14.105	14.361	(0.257)
128	201.01/2018	Trashigang Dzong Conservation Project	5.771	5.771	-
129	201.01/2019	Paro Tadzong Conservation Project	2.415	0.202	2.212
130	201.01/2020	Phajoding Lhakhang Conservation Project	3.595	3.281	0.315
131	201.01/2021	Gasa Dzong Conservation Project, Department of Culture, MoHCA	22.058	14.055	8.003
132	201.01/2022	Construction of Sarpang Dzong, Department of Culture, MoHCA	10.817	3.038	7.779
133	201.01/2023	Drukgyel Dzong Conservation Project, Paro Dzong	6.536	6.536	-
134	202.01/1001	Ministry of Finance Secretariat, Thimphu	50.529	18.844	31.685
135	202.01/1002	Department of Public Accounts	8.673	8.375	0.299
136	202.01/1003	Department of National Budget, Ministry of Finance, Thimphu	3.805	3.664	0.141
137	202.01/1004	Department of Revenue and Customs, Ministry of Finance, Thimphu	9.569	9.234	0.334
138	202.01/1005	Department of National Properties, MoF, Thimphu	6.285	7.493	(1.208)
139	202.01/1007	Regional Revenue & Customs Office, Thimphu	0.365	0.365	-
140	202.01/1008	Regional Revenue & Customs Office, P/ling	1.503	2.007	(0.504)
141	202.01/1009	Regional Revenue & Customs, Gelephu	3.098	2.857	0.240

SL.No.	Account Number	Operating Agency	Amount in Nu.		
			Receipt	Payment	Net
142	202.01/1010	Regional Revenue & Customs Office, S/Jongkhar	1.240	1.239	0.001
143	202.01/1011	Regional Revenue & Customs Office, Samtse	0.673	0.357	0.316
144	202.01/1012	Regional Revenue & Customs Office, Paro	0.085	0.085	-
145	202.01/1013	Regional Revenue & Customs Office, Mongar	0.180	0.180	-
146	202.01/1014	Regional Revenue & Customs Office, MoF, Bumthang	0.060	0.060	-
147	202.01/1016	Department of National Properties (D/Works), MoF, Thimphu	6.225	6.089	0.136
148	202.01/1018	HM Secretariat, Ministry of Finance	170.006	209.852	(39.846)
149	202.01/1019	Liaison and Transit Office Customs, Kolkata	0.259	0.270	(0.011)
150	203.01/1001	Ministry of Foreign Affairs, Thimphu	30.225	41.069	(10.844)
151	203.01/1002	Permanent Mission of Bhutan, Ministry of Foreign Affairs, New York, USA	33.051	39.373	(6.322)
152	203.01/1003	Permanent Mission of Bhutan, Ministry of Foreign Affairs, Geneva, Switzerland	8.281	11.339	(3.058)
153	203.01/1004	Royal Bhutanese Embassy, Ministry of Foreign Affairs, New Delhi, India	6.622	11.589	(4.967)
154	203.01/1005	Royal Bhutanese Embassy, Ministry of Foreign Affairs, Dhaka, Bangladesh	2.931	2.741	0.191
155	203.01/1007	Royal Bhutanese Embassy, Ministry of Foreign Affairs, Bangkok, Thailand	3.917	3.936	(0.019)
156	203.01/1008	Royal Bhutanese Consulate, Ministry of Foreign Affairs, Kolkotta, India	3.535	5.322	(1.787)
157	203.01/1009	Royal Bhutanese Embassy, Brussels, Belgium	12.659	12.615	0.044
158	204.01/1001	Ministry of Agriculture and Forests Secretariat	23.931	23.027	0.905
159	204.01/1002	Department of Agriculture, MoA, Thimphu	141.197	96.773	44.424
160	204.01/1003	Department of Livestock, MoA, Thimphu	250.628	203.639	46.988
161	204.01/1004	Department of Forests and Park Services, MOA, Thimphu	25.707	39.987	(14.280)
162	204.01/1005	Council of RNR Research of Bhutan, CoRRB		0.036	(0.036)
163	204.01/1006	Bhutan Agriculture & Food Regulatory Authority (BAFRA), MoA, Thimphu	76.237	76.219	0.018

SL.No.	Account Number	Operating Agency	Amount in Nu.		
			Receipt	Payment	Net
164	204.01/1007	National Biodiversity Centre, Serbithang	13.113	13.397	(0.284)
165	204.01/1008	Agriculture Machinery Centre, Paro	22.337	25.669	(3.332)
166	204.01/1009	Post Harvest Unit, MOA, Paro	3.018	3.994	(0.977)
167	204.01/1010	Central Machinery Unit, MOA, Bumthang	0.969	1.151	(0.183)
168	204.01/1011	National Plant Protection Center, Semtokha	1.675	3.472	(1.797)
169	204.01/1012	National Soil Service Centre, Semtokha	5.926	5.882	0.044
170	204.01/1013	National Center for Animal Health, Serbithang	13.068	12.857	0.211
171	204.01/1014	National Centre for Aquaculture (NCA)	96.475	96.795	(0.320)
172	204.01/1015	National Horse & Brown Swiss Cross Breeding Program, Bumthang	4.338	2.689	1.649
173	204.01/1016	National Livestock Breeding Programme, Yusipang	13.954	14.560	(0.606)
174	204.01/1017	National Feed & Fodder Development Programme, Bumthang	14.248	14.248	(0.000)
175	204.01/1018	Regional Livestock Development Centre	13.778	13.728	0.050
176	204.01/1019	Regional Poultry Breeding Centre, Paro	4.208	4.252	(0.045)
177	204.01/1020	National Pig Breeding Centre, Wangchutaba	9.277	21.196	(11.919)
178	204.01/1021	National Sheep Breeding Farm, Bumthang	7.120	9.821	(2.701)
179	204.01/1022	Brown Swiss Farm, Bumthang	26.797	25.640	1.157
180	204.01/1023	National Jersey Breeding Farm, Samtse	2.038	2.133	(0.095)
181	204.01/1024	Regional Livestock Development Centre, DoL, MoA, Zhemgang	7.332	7.223	0.109
182	204.01/1025	Regional Veterinary Laboratory, Tsimalakha	7.267	7.015	0.252
183	204.01/1026	National Poultry Breeding Farm, Sarpang	120.756	131.026	(10.270)
184	204.01/1027	Regional Veterinary Laboratory, Kanglung	9.614	15.693	(6.079)
185	204.01/1028	Livestock Central Store, Phuntsholing	3.464	3.277	0.188
186	204.01/1029	Cold Water Fish Culture Centre (CW FCC), Haa	11.558	12.189	(0.631)
187	204.01/1030	Calf Rearing Centre, Wangkha, Chhukha	5.494	5.244	0.250

SL.No.	Account Number	Operating Agency	Amount in Nu.		
			Receipt	Payment	Net
188	204.01/1031	Regional Livestock Breeding Centre, Lingmithang	15.120	14.972	0.148
189	204.01/1032	Regional Mithun Breeding Farm, Arong	0.668	0.691	(0.023)
190	204.01/1033	National Nublang Farm, Tashiyangphu	2.233	1.304	0.930
191	204.01/1034	Regional Mithun Breeding Farm, Zhemgang	0.224	0.345	(0.120)
192	204.01/1035	Divisional Forest Office, Zhemgang	12.732	9.466	3.267
193	204.01/1036	Sakten Wildlife Sanctuary, Trashigang	2.014	2.014	-
194	204.01/1037	Jigme Singye Wangchuk National Park, Trongsa	7.072	7.605	(0.533)
195	204.01/1038	Bumdeling Wildlife Sanctuary, Trashi Yangtse	5.878	5.878	-
196	204.01/1039	Jigme Dorji National Park, Gasar	4.404	5.993	(1.589)
197	204.01/1040	Royal Manas National Park, Gelephu	2.843	3.245	(0.403)
198	204.01/1041	Thrumshingla National Park, Ura, Bumthang	4.459	7.585	(3.125)
199	204.01/1042	Divisional Forest Office, Gedu	7.451	7.430	0.021
200	204.01/1043	Divisional Forest Office, Wangdue Phodrang	11.769	12.566	(0.796)
201	204.01/1044	Divisional Forest Office, Thimphu	9.014	9.558	(0.544)
202	204.01/1045	Forestry Services Division, Trashigang	8.746	8.536	0.210
203	204.01/1046	Divisional Forest Office, Samtse	5.634	5.392	0.242
204	204.01/1047	Divisional Forest Office, S/ Jongkhar	6.420	6.410	0.010
205	204.01/1048	Divisional Forest Office, Paro	5.471	4.601	0.870
206	204.01/1049	Divisional Forest Office, Mongar	9.030	8.904	0.126
207	204.01/1050	Forestry Services Division, Sarpang	6.371	4.960	1.410
208	204.01/1051	Divisional Forest Office, Tsirang	15.422	14.899	0.522
209	204.01/1052	Divisional Forest Office, Bumthang	7.820	7.558	0.262
210	204.01/1053	Forest Resources Dev. Division, Thimphu	25.757	28.658	(2.901)
211	204.01/1054	Wangchuck Centennial Park, Bumthang	0.647	0.660	(0.013)
212	204.01/1056	RNR-Research Centre, Bajo	10.529	10.900	(0.370)
213	204.01/1057	RNR-Research Centre, Jakar, Bumthang	17.615	21.155	(3.540)
214	204.01/1058	RNR-Research Centre, Yusipang	3.637	3.567	0.070
215	204.01/1059	RNRRC, Wengkhar	8.454	10.739	(2.284)
216	204.01/1060	National Seed Centre, Paro	0.505	0.208	0.297

SL.No.	Account Number	Operating Agency	Amount in Nu.		
			Receipt	Payment	Net
217	204.01/1061	Rural Development Training Centre	1.387	1.387	-
218	204.01/1062	National Pig Breeding Centre, Gelephu	14.930	15.026	(0.096)
219	204.01/1063	Regional Fish Seed Production Centre, Bhangtar	55.640	54.694	0.947
220	204.01/1064	RNR -RDC Bhur, Gelephu	2.032	2.504	(0.472)
221	204.01/1065	Regional Marketing Officer and The Accountant	3.488	2.875	0.614
222	204.01/1066	Phibsoo Wildlife Sanctuary, Sarpang	4.151	3.156	0.996
223	204.01/1068	Jigme Khesar Strict Nature Reserve	0.383	0.383	-
224	204.01/1069	Divisional Forest Office, Pemagatshel	5.155	5.040	0.115
225	204.01/1070	Divisional Forest Office, Dagana	1.474	1.474	0.000
226	204.01/1071	Regional Agriculture & Marketing Co-Operative (RAMCO Gelephu)	0.093	0.093	-
227	204.01/2003	Management Planning of Wangchuck Centennial Park-Phase II, Bumthang	4.538	5.336	(0.798)
228	204.01/2006	Royal Botanical and Recreational Parks Division, MoA	17.993	18.577	(0.585)
229	204.01/2007	GOI & AMMEPP Projects, MoA, Thimphu	24.057	21.332	2.725
230	204.01/2013	S/thening of Livestock Dev. Initiative, DoL	159.333	153.417	5.916
231	204.01/2016	Ugyen Wangchuck Institute for Conservation and Environment	21.288	18.564	2.724
232	204.01/2021	Thrumshingla National Park, Ura, Bumthang	0.577	0.648	(0.071)
233	204.01/2024	Royal Manas National Park, Gelephu	2.117	0.773	1.344
234	204.01/2025	Bio-diversity Conservation Project-II, NCD	21.942	15.848	6.094
235	204.01/2027	Rural Livelihood Project, Zhemgang	3.485	7.083	(3.598)
236	204.01/2031	Department of Livestock, Ministry of Agriculture, Thimphu	0.383	0.383	-
237	204.01/2036	MAGIP Project, Ministry of Agriculture and Forests	0.905	2.070	(1.165)
238	204.01/2037	MAGIP Project, Regional Agriculture Marketing Cooperative Office, Mongar		0.083	(0.083)
239	204.01/2038	Wildlife Conservation Division, MoAF, Thimphu	11.201	2.365	8.836
240	204.01/2039	AFD, Ministry of Agriculture and FOREST.	142.175	159.408	(17.234)

SL.No.	Account Number	Operating Agency	Amount in Nu.		
			Receipt	Payment	Net
241	204.01/2040	Green Bhutan Project, MoAF, Thimphu	0.936	0.932	0.004
242	204.01/2041	"The Policy and Planning Division Ministry of Agriculture and Forests Thimphu."	1.507	1.642	(0.135)
243	204.01/2042	AFD, MoAF (REDD + Readiness Project)	38.142	31.836	6.307
244	204.01/2043	CARLEP	6.948	6.948	-
245	204.01/2044	Agricultural Research & Development Centre (Renewable Natural Resources Research Development Centre, Wengkhar)	1.373	1.291	0.082
246	204.01/2045	Regional Agricultural Marketing & Cooperative Office (RAMCO)	7.191	7.103	0.088
247	204.01/2046	Regional Livestock Development Centre (RLDC) Kanglung	9.864	9.864	-
248	205.01/1001	Ministry of Trade & Economics Affairs, Thimphu	10.557	10.710	(0.153)
249	205.01/1002	Department of Trade, MTEA, Thimphu	25.353	27.750	(2.396)
250	205.01/1003	Department of Geology & Mines, MTEA, Thimphu	8.026	8.026	-
251	205.01/1005	Department of Industry, MTEA, Thimphu	88.323	81.318	7.005
252	205.01/1006	Regional Trade & Industry Office, Trongsa	0.191	0.114	0.077
253	205.01/1007	Regional Trade & Industry Office, MTI, Phuentsholing	0.071	0.071	-
254	205.01/1008	Regional Trade & Industry Office, MTI, Gelephu	0.020		0.020
255	205.01/1009	Regional Trade & Industry Office, MTI, Samdrup Jongkhar	0.100	0.100	-
256	205.01/1010	Regional Trade & Industry Office, Mongar	0.242	0.253	(0.011)
257	205.01/1011	Dept. of Geology & Mines (Deposit Works), MTI, Thimphu	1.189	2.253	(1.063)
258	205.01/1012	Department of Cottage & Small Industries, MoEA	7.443	4.311	3.132
259	205.01/1013	Department of HydroPower & Power Systems	6.404	4.897	1.507
260	205.01/1014	Department of Renewable Energy	20.589	34.589	(14.000)
261	205.01/1015	Department of HydroMet Services	134.802	65.055	69.747
262	205.01/1016	Consumer Protection Office, Ministry of Economic Affairs, Tjhimphu	3.195	3.195	-
263	205.01/2001	EIT, Department of Trade, MoEA, Thimphu	5.796	5.750	0.047

SL.No.	Account Number	Operating Agency	Amount in Nu.		
			Receipt	Payment	Net
264	205.01/2008	Flood Warning Services, Dept. of Hydro Met Services (FIC 0212)	4.786	1.754	3.031
265	206.01/1001	Secretariat, Ministry of Works & Human Settlement, Thimphu	28.508	29.692	(1.184)
266	206.01/1002	Department of Roads, Thimphu	36.040	77.019	(40.978)
267	206.01/1003	Department of Engineering Services	231.808	77.288	154.521
268	206.01/1004	Field Roads Maintenance Division, DOR, Zhemgang	68.069	26.938	41.130
269	206.01/1005	Field Roads Maintenance Division, DOR, Lobesa	591.954	628.451	(36.497)
270	206.01/1006	Field Roads Maintenance Division, DOR, Trashigang	245.256	275.799	(30.543)
271	206.01/1007	Field Roads Maintenance Division, DOR, Phuentsholing	124.509	116.685	7.824
272	206.01/1008	Field Roads Maintenance Division, DOR, Sarpang	136.686	178.693	(42.008)
273	206.01/1009	Field Roads Maintenance Division, DOR, Lingmithang	446.331	568.485	(122.155)
274	206.01/1010	Field Roads Maintenance Division, DOR, Trongsa	156.865	285.041	(128.177)
275	206.01/1011	Field Roads Maintenance Division, DOR, Thimphu	220.662	298.483	(77.821)
276	206.01/1013	Central Stores Unit, DOR, Phuentsholing	0.078	0.079	(0.001)
277	206.01/1014	Central Stores Unit, DoR, Phuentsholing (Deposit Work)	1,723.492	1,624.708	98.784
278	206.01/1017	Department of Human Settlement, MoWHS	4.696	16.755	(12.059)
279	206.01/1018	Project Management Office for Gomphu - Pangbang & Mamung - Digala Road Project	31.415	17.651	13.764
280	206.01/1019	Field Road Division, Department of Road, Samdrup Jongkhar	243.371	263.056	(19.685)
281	206.01/1020	Phuentsholing Thromdey	57.465	31.043	26.422
282	206.01/2001	Project Coordination Unit, RAP- II, DoR, Thimphu	3.211	2.629	0.581
283	206.01/2005	Gyelposhing-Nganglam Road Project, DOR, Lingmithang	36.290	44.625	(8.335)
284	206.01/2018	Second Bhutan Urban Development Project	4.997	4.991	0.005
285	206.01/2019	Urban Infrastructure Development Project for Dzongkhag Administration, Dagana		0.486	(0.486)
286	206.01/2020	Road Network Project II, under Department of Roads,		87.559	(87.559)
287	206.01/2021	Second Bhutan Urban Development Project, City Corporation, Thimphu	7.740	49.953	(42.213)

SL.No.	Account Number	Operating Agency	Amount in Nu.		
			Receipt	Payment	Net
288	206.01/2023	Department of Engineering Section, MoWHS	16.573	30.460	(13.887)
289	206.01/2024	ORIO-RGOB Project, DoR, MoWHS, Dagapela	21.920	93.275	(71.355)
290	206.01/2025	Phuentsholing Thromdey for Department of Engineering Services, MoWHS	0.143	0.143	-
291	206.01/2026	Department of Road (Project# SASEC Project BHU-L/3149, G-004)	2.197	0.116	2.081
292	206.01/2027	Directorate Services, MoWHS		19.494	(19.494)
293	207.01/1001	Ministry of Information & Communications Secretariat, Thimphu	10.754	9.518	1.236
294	207.01/1002	Department of Air Transport (DoAT)	36.718	107.750	(71.032)
295	207.01/1003	Roads Safety and Transport Authority, MOIC	8.742	7.753	0.990
296	207.01/1004	Regional Transport Office, RSTA, Phuentsholing	1.102	1.085	0.018
297	207.01/1005	Regional Transport Office, RSTA, Gelephu	0.067	0.067	-
298	207.01/1006	Regional Transport Office, RSTA, Samdrup Jongkhar	0.026	0.026	-
299	207.01/1007	Department of Information & Technology	60.368	50.211	10.158
300	207.01/1008	Department of Information & Media	8.666	9.158	(0.492)
301	207.01/1009	Bhutan Civil Aviation Authority (BCAA)	3.838	3.876	(0.038)
302	207.01/1010	Regional Transport Office. Mongar	0.072	0.203	(0.131)
303	207.01/2002	DIT, Ministry of Information and Communicaitons	4.326	4.377	(0.051)
304	207.01/2004	Department of Information Technology and Telecom, MoIC	0.001	0.001	-
305	207.01/2005	Department of Air Transport, Ministry of Information & Communications, Paro	34.857	8.727	26.129
306	208.01/1001	Ministry of Health Secretariat, Thimphu	10.324	20.943	(10.619)
307	208.01/1002	Department of Public Health Services, MoH, Thimphu	21.724	15.864	5.860
308	208.01/1003	Department of Medical Services, MoH, Thimphu	17.342	30.185	(12.844)
309	208.01/1005	Regional Referral Hospital, Mongar	6.212	4.518	1.695
310	208.01/1006	Central Regional Referral Hospital, Gelephu	1.090	1.110	(0.020)
311	208.01/1007	Malaria Eradication Program, Gelephu	1.931	1.931	-

SL.No.	Account Number	Operating Agency	Amount in Nu.		
			Receipt	Payment	Net
312	208.01/1009	Medical Supply Depot, Phuentsholing	6.611	6.971	(0.360)
313	208.01/1010	Phuentsholing General Hospital	1.150	0.994	0.157
314	208.01/1011	Department of Traditional Medicine Services (DTMS), MoH	9.128	8.071	1.057
315	208.01/1012	Department of Medical Supply and Health Infrastructure (DMSHI)	79.149	53.013	26.136
316	208.01/2002	Ministry of Health	25.832	10.688	15.144
317	208.01/2003	Ministry of Health	0.826	0.826	-
318	208.01/2004	RENEW Secretariat, Thimphu	5.565	5.964	(0.398)
319	208.01/2005	Vector-Borne Disease Control Programme, Gelephu	8.622	8.622	-
320	208.01/2008	Country Coordination Mechanism, Ministry of Health	0.477	0.467	0.010
321	208.01/2009	Construction of CRR Hospital, Gelephu, MoH, Thimphu	44.442	72.388	(27.946)
322	208.01/2012	TB Control Programme, MoH, Thimphu	16.899	7.102	9.797
323	208.01/2013	Enhanced Malaria Control Project, Gelephu	0.223	0.223	-
324	208.01/2016	International Assistance, Ministry of Health, Thimphu	11.684	11.763	(0.079)
325	208.01/2017	UNICEF Assisted Projects, Ministry of Health, Thimphu	12.484	11.973	0.512
326	208.01/2021	Construction of Public Health Laboratory, MoH		4.059	(4.059)
327	208.01/2022	Reconstruction of 40 bedded Samtse Hospital, Ministry of Health	21.632	9.196	12.435
328	208.01/2023	Office of the Project Management Team, Global Fund to fight AIDS TB & Malaria, MoH.	1.039	1.039	-
329	208.01/2024	Health Infrastructure Development Division, MoH	38.843	40.006	(1.163)
330	208.01/2025	Swiss Red Cross Project	3.350	3.350	-
331	209.01/1001	Ministry Of Education Secretariat, Thimphu	20.970	23.365	(2.395)
332	209.01/1002	Department Of Adult and Higher Education, MOE, Thimphu	4.169	4.169	-
333	209.01/1003	Department of School Education, MoE, Thimphu	373.424	371.240	2.183
334	209.01/1004	Department of Youth, Culture & Sports, MoE, Thimphu	37.003	38.567	(1.565)
335	209.01/2001	International Assistance, Ministry of Education, Thimphu	283.867	188.153	95.714
336	209.01/2002	UNICEF Assisted Project, Ministry of Education, Thimphu	48.947	49.896	(0.949)

SL.No.	Account Number	Operating Agency	Amount in Nu.		
			Receipt	Payment	Net
337	209.01/2003	Scholarship Division, Dept. of Adult & Higher Education, Thimphu	0.687	0.687	-
338	209.01/2007	Save the Children Fund-USA assisted Project	6.305	6.305	-
339	209.01/2008	Deptt. of Youth & Sports, Ministry of Education, Thimphu	1.029	1.029	-
340	210.01/1001	Ministry of Labour & Human Resources Secretariat, Thimphu	8.728	8.294	0.433
341	210.01/1002	Department of Technical Education, Thimphu	118.633	122.069	(3.436)
342	210.01/1003	Department of Occupational Standards, MoLHR, Thimphu	10.502	10.502	-
343	210.01/1004	Department of Labour, MoLHR	8.849	11.759	(2.910)
344	210.01/1005	Department of Employment and Human Resources, MoLHR	18.350	18.383	(0.033)
345	210.01/1006	Trashi Yangtse Institute for Zorig Chusum	1.100	1.015	0.085
346	210.01/1009	Samthang Institute of Automobile Engineering	2.143	1.363	0.780
347	210.01/1010	Vocational Training Institute, Khuruthang, Punakha	0.237	0.237	-
348	210.01/1011	Vocational Training Institute, Rangjung, Trashigang	0.375	0.376	(0.001)
349	210.01/1012	Jigme Wangchuk Power Training Institute, Dekiling, Sarpang	5.313	5.313	-
350	210.01/1013	Chumey Vocational Training Institute, Bumthang	3.293	3.293	-
351	210.01/1014	Thimphu Institute of Automobile Engineering, MoLHR	0.890	0.778	0.112
352	210.01/2006	Department of Technical Education, MoLHR	12.963	12.983	(0.020)
353	401.01/1001	Dzongkhag Administration, Chhukha	142.815	164.824	(22.009)
354	401.01/1002	Phuentsholing Drungkhag	11.918	17.608	(5.690)
355	401.02/1001	Sampheling Geog, Chhuka	3.735	5.531	(1.796)
356	401.03/1001	Bongo Geog, Chhuka	8.490	8.930	(0.440)
357	401.04/1001	Chapcha Geog. Chhukha Dzongkhag	4.454	3.058	1.395
358	401.05/1001	Dungna Geog, Chhukha Dzongkhag	2.906	3.419	(0.513)
359	401.06/1001	Gayling Geog, Chhukha Dzongkhag	6.189	5.767	0.422
360	401.07/1001	Darla Geog, Chhuka	10.668	13.614	(2.946)
361	401.08/1001	Getana Geog, Chhukha Dzongkhag	2.493	3.181	(0.687)
362	401.09/1001	Jabcho Geog, Chhukha Dzongkhag	3.998	2.613	1.386
363	401.10/1001	Lokchina Geog, Chhuka	2.917	4.132	(1.215)

SL.No.	Account Number	Operating Agency	Amount in Nu.		
			Receipt	Payment	Net
364	401.11/1001	Metakha Geog, Chhukha Dzongkhag	0.957	1.334	(0.376)
365	401.12/1001	Phuentsholing Geog, Chhuka	8.591	8.165	0.426
366	402.01/1001	Dzongkhag Administration, Haa	120.946	142.104	(21.157)
367	402.02/1001	Bjee Geog, Ha Dzongkhag	3.635	6.328	(2.693)
368	402.03/1001	Kastho Geog, Ha Dzongkhag	1.238	2.545	(1.307)
369	402.04/1001	Sambekha Geog, Ha Dzongkhag	4.785	4.255	0.530
370	402.05/1001	Sama Geog, Ha Dzongkhag	1.058	0.863	0.195
371	402.06/1001	Uesu Geog, Ha Dzongkhag	1.041	1.792	(0.751)
372	402.07/1001	Gakiling Geog, Haa Dzongkhag	3.021	2.420	0.601
373	403.01/1001	Dzongkhag Administration, Paro	96.812	119.605	(22.793)
374	403.02/1001	Dobshari Geog, Paro Dzongkhag	2.702	2.474	0.228
375	403.03/1001	Dogar Geog, Paro Dzongkhag	1.983	1.894	0.089
376	403.04/1001	Dotey Geog, Paro Dzongkhag	3.856	3.716	0.140
377	403.05/1001	Horey Geog, Paro Dzongkhag	1.244	1.115	0.129
378	403.06/1001	Lango Geog, Paro Dzongkhag	3.941	3.902	0.039
379	403.07/1001	Lungni Geog, Paro Dzongkhag	3.528	3.502	0.027
380	403.08/1001	Naja Geog, Paro Dzongkhag	2.196	1.655	0.541
381	403.09/1001	Shaba Geog, Paro Dzongkhag	3.400	5.836	(2.436)
382	403.10/1001	Tsento Geog, Paro Dzongkhag	5.405	6.425	(1.020)
383	403.11/1001	Wangchang Geog, Paro Dzongkhag	3.433	4.358	(0.925)
384	404.01/1001	Dzongkhag Administration, Samtse	134.442	182.842	(48.400)
385	404.01/1002	Sipsu Drungkhag	34.145	40.859	(6.714)
386	404.01/1003	Dorokha Drungkhag	83.037	66.060	16.976
387	404.02/1001	Bara Geog, Samtse Dzongkhag	2.837	2.622	0.215
388	404.03/1001	Biru Geog, Samtse Dzongkhag	2.937	4.410	(1.473)
389	404.04/1001	Charghare Geog, Samtse Dzongkhag	2.027	1.584	0.442
390	404.05/1001	Chengmari Geog, Samtse Dzongkhag	4.174	5.080	(0.905)
391	404.06/1001	Denchhukha Geog, Samtse Dzongkhag	4.824	7.421	(2.597)
392	404.07/1001	Dorokha Geog, Samtse Dzongkhag	6.268	4.293	1.976
393	404.08/1001	Dumtoe Geog, Samtse Dzongkhag	5.508	2.560	2.948
394	404.09/1001	Ghumauney Geog, Samtse Dzongkhag	4.550	7.416	(2.866)
395	404.10/1001	Lhahareni Geog, Samtse Dzongkhag	5.098	8.472	(3.374)
396	404.11/1001	Tendu Geog, Samtse Dzongkhag	2.116	1.253	0.863
397	404.12/1001	Nainital Geog, Samtse Dzongkhag	2.190	3.116	(0.926)
398	404.13/1001	Pagli Geog, Samtse Dzongkhag	3.721	6.054	(2.333)

SL.No.	Account Number	Operating Agency	Amount in Nu.		
			Receipt	Payment	Net
399	404.14/1001	Samtse Geog, Samtse Dzongkhag	3.908	3.870	0.038
400	404.15/1001	Sibsu Geog, Samtse Dzongkhag	3.624	2.693	0.931
401	404.16/1001	Tading Geog, Samtse Dzongkhag	3.654	2.639	1.016
402	405.01/1001	Dzongkhag Administration, Tsirang	60.090	75.205	(15.116)
403	405.02/1001	Beteni Geog, Tsirang Dzongkhag	0.922	0.777	0.146
404	405.03/1001	Dunglegang Geog, Tsirang Dzongkhag	1.705	1.441	0.264
405	405.04/1001	Barshong Geog, Tsirang Dzongkhag	1.421	1.092	0.329
406	405.05/1001	Gosheling Geog, Tsirang Dzongkhag	0.748	0.291	0.457
407	405.06/1001	Rangthangling Geog, Tsirang Dzongkhag	1.314	0.797	0.517
408	405.07/1001	Kikhorthang Geog, Tsirang Dzongkhag	1.424	0.755	0.669
409	405.08/1001	Mendrelgang Geog, Tsirang Dzongkhag	1.116	1.018	0.098
410	405.09/1001	Patale Geog, Tsirang Dzongkhag	2.943	1.053	1.890
411	405.10/1001	Phuentenchhu Geog, Tsirang Dzongkhag	0.897	0.078	0.819
412	405.11/1001	Semjong Geog, Tsirang Dzongkhag	2.954	1.571	1.382
413	405.12/1001	Tsholingkar Geog, Tsirang Dzongkhag	1.071	0.669	0.401
414	405.13/1001	Tsirangtoe Geog, Tsirang Dzongkhag	1.096	0.657	0.439
415	406.01/1001	Dzongkhag Administration, Dagana	151.825	107.578	44.247
416	406.01/1002	Lhamoizingkha Dungkhag, Dagana	67.682	72.671	(4.990)
417	406.02/1001	Dorona Geog, Dagana Dzongkhag	2.025	1.923	0.102
418	406.03/1001	Drujeygang Geog, Dagana Dzongkhag	1.713	1.066	0.647
419	406.04/1001	Gesarling Geog, Dagana Dzongkhag	2.601	2.938	(0.336)
420	406.05/1001	Goshi Geog, Dagana Dzongkhag	4.543	4.442	0.101
421	406.06/1001	Kana Geog, Dagana Dzongkhag	5.036	2.706	2.330
422	406.07/1001	Khebisa Geog, Dagana Dzongkhag	6.049	0.875	5.174
423	406.08/1001	Lajab Geog, Dagana Dzongkhag	2.153	1.415	0.738
424	406.09/1001	Tashiding Geog, Dagana Dzongkhag	6.555	6.509	0.046
425	406.10/1001	Tshendaygang Geog, Dagana Dzongkhag	3.985	4.059	(0.074)
426	406.11/1001	Tshangkha Geog, Dagana Dzongkhag	1.719	1.051	0.667
427	406.12/1001	Tseza Geog, Dagana Dzongkhag	2.323	1.245	1.078
428	406.13/1001	Deorali Geog, Dagana Dzongkhag	0.675	1.158	(0.483)

SL.No.	Account Number	Operating Agency	Amount in Nu.		
			Receipt	Payment	Net
429	406.14/1001	Lhamoizingkha Geog, Dagana Dzongkhag	0.899	0.948	(0.049)
430	406.15/1001	"Nichula Geog, Dagana Dzongkhag	1.987	1.725	0.262
431	407.01/1001	Dzongkhag Administration, Punakha	77.945	60.892	17.053
432	407.02/1001	Chhubu Geog, Punakha Dzongkhag	1.978	1.419	0.560
433	407.03/1001	Goenshari Geog, Punakha Dzongkhag	2.149	0.937	1.211
434	407.04/1001	Guma Geog, Punakha Dzongkhag	2.906	2.399	0.507
435	407.05/1001	Kabjisa Geog, Punakha Dzongkhag	2.097	3.275	(1.178)
436	407.06/1001	Lingbukha Geog, Punakha Dzongkhag	0.714	1.146	(0.432)
437	407.07/1001	Shengana Geog, Punakha Dzongkhag	0.773	0.161	0.612
438	407.08/1001	Talo Geog, Punakha Dzongkhag	0.839	0.685	0.154
439	407.09/1001	Toewang Geog, Punakha Dzongkhag	0.672	0.596	0.076
440	407.10/1001	Zoma Geog, Punakha Dzongkhag	1.596	1.353	0.243
441	407.11/1001	Baap Geog, Punakha	0.800	0.762	0.038
442	407.12/1001	Toebesa Geog, Punakha	2.135	1.694	0.441
443	408.01/1001	Dzongkhag Administration, Wangdue Phodrang	145.853	132.923	12.930
444	408.02/1001	Bjena Gewog, Wangdue Phodrang Dzongkhag	10.600	4.799	5.801
445	408.03/1001	Dangchhu Geog, Wangdue Phodrang Dzongkhag	1.423	0.891	0.532
446	408.04/1001	Darkar Geog, Wangdue Phodrang Dzongkhag	7.346	6.862	0.484
447	408.05/1001	Gangtey Geog, Wangdue Phodrang Dzongkhag	2.165	2.651	(0.486)
448	408.06/1001	Gasetshogom Geog, Wangdue Phodrang Dzongkhag	3.242	2.488	0.754
449	408.07/1001	Gasetshowom Geog, Wangdue Phodrang Dzongkhag	2.322	2.289	0.033
450	408.08/1001	Kashi Geog, Wangdue Phodrang Dzongkhag	3.618	2.565	1.053
451	408.09/1001	Nahi Geog, Wangdue Phodrang Dzongkhag	1.260	1.150	0.110
452	408.10/1001	Nisho Geog, Wangdue Phodrang Dzongkhag	4.680	4.572	0.108
453	408.11/1001	Phangyul Geog, Wangdue Phodrang Dzongkhag	1.610	1.583	0.027
454	408.12/1001	Phobjee Geog, Wangdue Phodrang Dzongkhag	2.595	1.635	0.960
455	408.13/1001	Roepa Geog, Wangdue Phodrang Dzongkhag	3.700	2.628	1.072

SL.No.	Account Number	Operating Agency	Amount in Nu.		
			Receipt	Payment	Net
456	408.14/1001	Sephu Geog, Wangdue Phodrang Dzongkhag	2.474	3.910	(1.436)
457	408.15/1001	Athang Gewog, Wangdue Phodrang Dzongkhag	3.532	5.008	(1.477)
458	408.16/1001	Thetshong Geog, Wangdue Phodrang Dzongkhag	2.812	2.022	0.790
459	409.01/1001	Dzongkhag Administration, Bumthang	108.401	116.386	(7.985)
460	409.02/1001	Chhoekhor Geog, Bumthang Dzongkhag	6.070	4.574	1.497
461	409.03/1001	Chhume Geog, Bumthang Dzongkhag	4.986	4.537	0.449
462	409.04/1001	Tang Geog, Bumthang Dzongkhag	4.491	6.414	(1.922)
463	409.05/1001	Ura Geog, Bumthang Dzongkhag	3.867	3.636	0.231
464	410.01/1001	Dzongkhag Administration, Sarpang	220.236	216.500	3.736
465	410.01/1002	Dungkhag Administration, Gelephu	1.273	5.843	(4.570)
466	410.02/1002	Samtayling Geog, Sarpang Dzongkhag	2.323	2.093	0.230
467	410.03/1002	Chuzangang Geog, Sarpang Dzongkhag	2.987	2.620	0.367
468	410.04/1001	Dekiling Geog, Sarpang Dzongkhag	3.173	4.776	(1.604)
469	410.05/1001	Doeban Geog, Sarpang Dzongkhag	1.751	4.564	(2.813)
470	410.06/1002	Tareything Geog, Sarpang Dzongkhag	0.873	0.996	(0.123)
471	410.07/1002	Gelephu Geog, Sarpang Dzongkhag	11.016	5.858	5.159
472	410.08/1001	Hilley Geog, Sarpang Dzongkhag	6.419	4.138	2.281
473	410.09/1002	Jigmechoeling Geog, Sarpang Dzongkhag	11.921	9.206	2.715
474	410.10/1002	Umling Gewog, Sarpang Dzongkhag	3.979	3.828	0.152
475	410.11/1001	Singhi Geog, Sarpang Dzongkhag	1.681	0.882	0.799
476	410.12/1001	Sarpangtar Geog, Sarpang Dzongkhag	2.892	3.732	(0.840)
477	410.13/1002	Sershong Geog, Sarpang Dzongkhag	2.842	2.425	0.417
478	411.01/1001	Dzongkhag Administration, Zhemgang	60.113	65.892	(5.779)
479	411.01/1003	Panbang Dungkhag	12.395	7.429	4.966
480	411.02/1001	Bardo Geog, Zhemgang Dzongkhag	6.595	6.868	(0.273)
481	411.03/1002	Bjoka Gewog, Panbang Dungkhag	0.443	0.506	(0.064)
482	411.04/1001	Nangkor Geog, Zhemgang Dzongkhag	2.272	1.993	0.279

SL.No.	Account Number	Operating Agency	Amount in Nu.		
			Receipt	Payment	Net
483	411.05/1002	Ngangla Gewog	3.399	3.066	0.334
484	411.06/1002	Phangkhar Gewog	3.346	3.247	0.099
485	411.07/1001	Shingkar Geog, Zhemgang Dzongkhag	2.573	2.876	(0.303)
486	411.08/1001	Trong Geog, Zhemgang Dzongkhag	8.532	8.124	0.408
487	411.09/1002	Goshing Gewog, Panbang Dungkhag	2.134	2.150	(0.016)
488	412.01/1001	Dzongkhag Administration, Trongsa	182.763	154.483	28.280
489	412.02/1001	Dragteng Geog, Trongsa Dzongkhag	3.497	3.424	0.073
490	412.03/1001	Korphu Geog, Trongsa Dzongkhag	4.205	3.932	0.274
491	412.04/1001	Langthel Geog, Trongsa Dzongkhag	2.225	2.359	(0.135)
492	412.05/1001	Nubi Geog, Trongsa Dzongkhag	6.384	7.153	(0.770)
493	412.06/1001	Tangsibji Geog, Trongsa Dzongkhag	3.584	2.973	0.611
494	413.01/1001	Dzongkhag Administration, Lhuentse	83.388	87.564	(4.176)
495	413.01/2002	MAGIP Project, Lhuentse Dzongkhag		0.048	(0.048)
496	413.01/2003	Commercial Agriculture & Resilient Enhancement Programme (CARLEP)	1.902	1.806	0.096
497	413.02/1001	Gangzur Geog, Lhuentse Dzongkhag	3.317	3.203	0.114
498	413.03/1001	Jarey Geog, Lhuentse Dzongkhag	1.736	1.746	(0.010)
499	413.04/1001	Khoma Geog, Lhuentse Dzongkhag	3.445	3.432	0.013
500	413.05/1001	Kurtoe Geog, Lhuentse Dzongkhag	3.003	2.985	0.018
501	413.06/1001	Minjay Geog, Lhuentse Dzongkhag	1.282	1.275	0.007
502	413.07/1001	Menbi Geog, Lhuentse Dzongkhag	3.821	3.984	(0.164)
503	413.08/1001	Metsho Geog, Lhuentse Dzongkhag	2.376	2.238	0.138
504	413.09/1001	Tshenkhar Geog, Lhuentse Dzongkhag	1.257	1.200	0.057
505	414.01/1001	Dzongkhag Administration, Mongar	172.946	159.504	13.441
506	414.01/1002	Office of the Gyaltshab	4.453	3.501	0.952
507	414.01/2002	MAGIP Project, Mongar		0.095	(0.095)
508	414.01/2003	CARLEP	3.844	3.745	0.100
509	414.02/1001	Balam Geog, Mongar Dzongkhag	4.523	4.457	0.066
510	414.03/1001	Chali Geog, Mongar Dzongkhag	2.744	2.457	0.287
511	414.04/1001	Chaskhar Geog, Mongar Dzongkhag	6.046	5.577	0.469
512	414.05/1001	Dramtse Geog, Mongar Dzongkhag	9.589	9.339	0.250

SL.No.	Account Number	Operating Agency	Amount in Nu.		
			Receipt	Payment	Net
513	414.06/1001	Drepong Geog, Mongar Dzongkhag	4.067	3.804	0.263
514	414.07/1001	Gongdue Geog, Mongar Dzongkhag	3.418	3.103	0.315
515	414.08/1001	Jurmey Geog, Mongar Dzongkhag	2.087	2.129	(0.042)
516	414.09/1001	Kengkhar Geog, Mongar Dzongkhag	4.311	3.287	1.024
517	414.10/1001	Mongar Geog, Mongar Dzongkhag	3.098	3.866	(0.768)
518	414.11/1001	Natshang Geog, Mongar Dzongkhag	4.479	3.834	0.645
519	414.12/1001	Saleng Geog, Mongar Dzongkhag	3.094	3.489	(0.395)
520	414.13/1001	Sherimung Geog, Mongar Dzongkhag	5.953	5.750	0.203
521	414.14/1001	Silambi Geog, Mongar Dzongkhag	6.339	4.659	1.679
522	414.15/1001	Thangrong Geog, Mongar Dzongkhag	3.547	2.926	0.622
523	414.16/1001	Tsakaling Geog, Mongar Dzongkhag	0.955	1.051	(0.096)
524	414.17/1001	Tsamang Geog, Mongar Dzongkhag	0.980	1.018	(0.038)
525	414.18/1001	Narang Geog, Mongar Dzongkhag	9.549	9.689	(0.140)
526	415.01/1001	Dzongkhag Administration, Pema Gatshel	183.374	206.164	(22.790)
527	415.01/1002	Nganglam Drungkhag	12.282	12.221	0.061
528	415.01/2003	CARLEP	5.697	5.533	0.165
529	415.02/1001	Chongshing Gewog, Pema Gatshel Dzongkhag	3.513	5.953	(2.440)
530	415.03/1001	Chhimung Geog, Pema Gatshel Dzongkhag	3.470	3.774	(0.304)
531	415.04/1001	Dungme Geog, Pema Gatshel Dzongkhag	2.475	2.629	(0.155)
532	415.05/1001	Khar Geog, Pema Gatshel Dzongkhag	0.707	1.532	(0.824)
533	415.06/1001	Shumar geog, Pema Gatshel Dzongkhag	7.444	6.197	1.246
534	415.07/1001	Yurung Geog, Pema Gatshel Dzongkhag	1.815	1.621	0.194
535	415.08/1001	Zobel Geog, Pema Gatshel Dzongkhag	1.922	2.470	(0.548)
536	415.09/1001	Decheling Gewog, Nganglam Dungkhag	6.136	3.622	2.514
537	415.10/1001	Norbugang Gewog, Nganglam Dungkhag	4.111	2.446	1.664
538	415.11/1001	Nanong Gewog, Pemagatshel Dzongkhag	7.566	6.889	0.677
539	415.12/1001	Chokorling Gewog, Nganglam Dungkhag	2.434	3.222	(0.788)

SL.No.	Account Number	Operating Agency	Amount in Nu.		
			Receipt	Payment	Net
540	416.01/1001	Dzongkhag Administration, Samdrup Jongkhar	143.179	124.275	18.904
541	416.01/1002	Samdrupcholing Dungkhag	6.166	0.102	6.064
542	416.01/1003	Jomotshangkha Dungkhag	1.364	1.265	0.099
543	416.01/2002	MAGIP Project, Samdrup Jongkhar Dzongkhag		0.375	(0.375)
544	416.01/2003	CARLEP	3.415	3.544	(0.129)
545	416.02/1001	Phunthothang Geog, Samdrup Jongkhar Dzongkhag	1.748	1.819	(0.072)
546	416.03/1001	Pemethang Geog, Samdrup Jongkhar Dzongkhag	1.490	1.629	(0.138)
547	416.04/1001	Gomdar Geog, Samdrup Jongkhar Dzongkhag	3.130	2.262	0.867
548	416.05/1001	Wangphu Geog, S/Jongkhar Dzongkhag	1.498	1.309	0.188
549	416.06/1001	Langchenphu Geog, Samdrup Jongkhar Dzongkhag	0.977	1.054	(0.077)
550	416.07/1001	Lauri Geog, Samdrup Jongkhar Dzongkhag	10.247	14.268	(4.021)
551	416.08/1001	Martshala Geog, Samdrup Jongkhar Dzongkhag	3.313	3.005	0.308
552	416.09/1001	Deothang Geog, S/Jongkhar Dzongkhag	6.565	6.676	(0.111)
553	416.10/1001	Orong Geog, Samdrup Jongkhar Dzongkhag	4.775	1.939	2.836
554	416.11/1001	Samrang Geog, Samdrup Jongkhar Dzongkhag	0.995	1.200	(0.205)
555	416.12/1001	Serthi Geog, Samdrup Jongkhar Dzongkhag	6.818	2.729	4.089
556	417.01/1001	Dzongkhag Administration, Trashigang	187.122	202.422	(15.300)
557	417.01/1002	Sakteng Dungkhag, Tashigang	2.918	2.930	(0.013)
558	417.01/1003	Thrimshing Dungkhag, Tashigang	2.432	2.043	0.388
559	417.01/1004	Wamrong Dungkhag, Tashigang	0.942	0.998	(0.055)
560	417.01/2002	MAGIP Project, Trashigang Dzongkhag		0.057	(0.057)
561	417.01/2003	CARLEP	2.102	2.030	0.072
562	417.02/1001	Bartsham Geog, Trashigang Dzongkhag	1.346	1.346	-
563	417.03/1001	Bidung Geog, Trashigang Dzongkhag	1.459	1.459	-
564	417.04/1001	Kanglung Geog, Trashigang Dzongkhag	4.840	4.648	0.191
565	417.05/1001	Kangpara Geog, Trashigang Dzongkhag	2.516	1.775	0.740
566	417.06/1001	Khaling Geog, Trashigang Dzongkhag	8.163	8.545	(0.381)

SL.No.	Account Number	Operating Agency	Amount in Nu.		
			Receipt	Payment	Net
567	417.07/1001	Lumang Geog, Trashigang Dzongkhag	3.246	1.813	1.433
568	417.08/1001	Merak Geog, Trashigang Dzongkhag	1.858	1.267	0.592
569	417.09/1001	Yangneer Geog, Trashigang Dzongkhag	1.103	1.103	-
570	417.10/1001	Phongmey Geog, Trashigang Dzongkhag	2.382	2.382	-
571	417.11/1001	Radhi Geog, Trashigang Dzongkhag	4.432	4.432	-
572	417.12/1001	Sakten Geog, Trashigang Dzongkhag	2.347	2.206	0.141
573	417.13/1001	Samkhar Geog, Trashigang Dzongkhag	2.978	2.935	0.043
574	417.14/1001	Shongphu Geog, Trashigang Dzongkhag	4.053	4.175	(0.123)
575	417.15/1001	Thrimshing Geog, Trashigang Dzongkhag	3.455	2.382	1.073
576	417.16/1001	Uzarong Geog, Trashigang Dzongkhag	3.652	3.268	0.384
577	418.01/1001	Dzongkhag Administration, Thimphu	66.146	62.947	3.199
578	418.01/1002	Lingzhi Drungkhag	0.957	0.659	0.298
579	418.02/1001	Soe Geog, Thimphu Dzongkhag	3.146	2.090	1.056
580	418.03/1001	Chang Geog, Thimphu Dzongkhag	2.489	2.251	0.238
581	418.04/1001	Dagala Geog, Thimphu Dzongkhag	2.985	4.843	(1.859)
582	418.05/1001	Gayney Geog, Thimphu Dzongkhag	0.877	0.808	0.069
583	418.06/1001	Kawang Geog, Thimphu Dzongkhag	3.275	2.009	1.266
584	418.07/1001	Lingshi Geog, Thimphu Dzongkhag	4.551	4.469	0.082
585	418.08/1001	Mewang Geog, Thimphu Dzongkhag	1.796	3.120	(1.325)
586	418.09/1001	Naro Geog, Thimphu Dzongkhag	2.223	2.237	(0.015)
587	419.01/1002	Gasa Dzongkhag	105.141	112.833	(7.692)
588	419.02/1002	Geonkhamed Gewog	2.801	2.773	0.028
589	419.03/1002	Geonkhatoed Gewog	2.531	2.555	(0.024)
590	419.04/1002	Laya Gewog	5.890	4.324	1.566
591	419.05/1002	Lunana Gewog	8.356	5.624	2.732
592	420.01/1001	Dzongkhag Administration, Trashiyangtse	153.854	164.201	(10.347)
593	420.01/2002	MAGIP Project, Trashiyangtse Dzongkhag		0.017	(0.017)
594	420.01/2003	CARLEP	3.547	4.521	(0.975)
595	420.02/1001	Bumdiling Gewog, Trashiyangtse Dzongkhag	3.001	3.567	(0.566)

SL.No.	Account Number	Operating Agency	Amount in Nu.		
			Receipt	Payment	Net
596	420.03/1001	Jamkhar Gewog, Trashi Yangtse Dzongkhag	4.062	2.205	1.857
597	420.04/1001	Khamdang Gewog, Trashi Yangtse Dzongkhag	8.600	9.029	(0.429)
598	420.05/1001	Ramjar Gewog, Trashi Yangtse Dzongkhag	1.917	0.828	1.090
599	420.06/1001	Toetsho Gewog, Trashi Yangtse Dzongkhag	1.834	0.986	0.847
600	420.07/1001	Tongshang Gewog, Trashi Yangtse Dzongkhag	1.310	1.743	(0.434)
601	420.08/1001	Yalang Gewog, Trashi Yangtse Dzongkhag	2.918	2.053	0.865
602	420.09/1001	Yangtse Gewog, Trashi Yangtse Dzongkhag	4.504	2.883	1.621
GRAND TOTAL			14,594.556	14,651.430	(56.874)

SCHEDULE 11: SCHEDULE OF UNCASHED CHEQUES FOR THE FY 2016-17

Sl. No.	Bank Branch	Account Number	Operating Agency	Nu. in million
1	Bumthang	110.01/1003	Regional Royal Audit Authority (Central), Bumthang	0.014
2	Bumthang	204.01/1041	Thrumshingla National Park, Ura, Bumthang	0.007
3	Bumthang	204.01/2021	Thrumshingla National Park, Ura, Bumthang	0.003
4	Bumthang	409.01/1001	Dzongkhag Administration, Bumthang	0.332
5	Bumthang	409.03/1001	Chhume Geog, Bumthang Dzongkhag	0.265
6	Dagana	106.01/1016	District Court, Dagana	0.000
7	Dagana	406.01/1001	Dzongkhag Administration, Dagana	1.018
8	Dagana	406.06/1001	Kana Geog, Dagana Dzongkhag	0.053
9	Gasa	106.01/1039	District Court Gasa	0.012
10	Gasa	419.01/1002	Gasa Dzongkhag	0.305
11	Gasa	419.02/1002	Geonkhamed Gewog	0.004
12	Gasa	419.03/1002	Geonkhatoed Gewog	0.001
13	Gasa	419.04/1002	Laya Gewog	0.418
14	Gedu	204.01/1042	Divisional Forest Office, Gedu	0.017
15	Gelephu	201.01/1028	Royal Bhutan Police, Training Centre- Jigmeling (Sarpang)	0.019
16	Gelephu	204.01/1014	National Centre for Aquaculture (NCA)	0.000
17	Gelephu	204.01/2024	Royal Manas National Park, Gelephu	0.005
18	Gelephu	205.01/1008	Regional Trade & Industry Office, Gelephu	0.001
19	Gelephu	208.01/1006	Central Regional Referral Hospital, Gelephu	0.078
20	Gelephu	210.01/1012	Jigme Wangchuk Power Training Institute, Dekiling, Sarpang	0.000
21	Gelephu	410.01/1002	Dungkhag Administration, Gelephu	0.005
22	Gelephu	410.03/1002	Chuzangang Geog, Sarpang Dzongkhag	0.004
23	Gelephu	410.06/1002	Tareything Geog, Sarpang Dzongkhag	0.334
24	Gelephu	410.09/1002	Jigmechoeling Geog, Sarpang Dzongkhag	0.555
25	Haa	106.01/1013	District Court, Haa	0.000
26	Haa	106.01/1036	Drungkhag Court, Sombaykha	0.009
27	Haa	204.01/1029	Cold Water Fish Culture Centre (CWFC), Haa	0.103
28	Haa	402.01/1001	Dzongkhag Administration, Haa	0.775
29	Lhuentse	413.01/1001	Dzongkhag Administration, Lhuentse	0.114
30	Monggar	120.01/1012	College of Social Sciences, Gyalpozhang	0.174
31	Monggar	208.01/1005	Regional Referral Hospital, Mongar	0.432
32	Monggar	414.01/1001	Dzongkhag Administration, Mongar	0.028
33	Monggar	414.02/1001	Balam Geog, Mongar Dzongkhag	0.009
34	Monggar	414.05/1001	Dramtse Geog, Mongar Dzongkhag	0.012
35	Monggar	414.06/1001	Drepong Geog, Mongar Dzongkhag	0.021
36	Monggar	414.11/1001	Natshang Geog, Mongar Dzongkhag	0.002
37	Monggar	414.14/1001	Silambi Geog, Mongar Dzongkhag	0.000
38	Nganglam	415.01/1002	Nganglam Drungkhag	0.022
39	Paro	403.01/1001	Dzongkhag Administration, Paro	0.020

Sl. No.	Bank Branch	Account Number	Operating Agency	Nu. in million
40	Paro	403.08/1001	Naja Geog, Paro Dzongkhag	0.003
41	Paro	403.09/1001	Shaba Geog, Paro Dzongkhag	0.082
42	Pema Gatshel	106.01/1018	District Court, Pema Gatshel	0.027
43	Phuntsholing	120.01/1004	College of Science and Technology	0.056
44	Phuntsholing	124.01/1002	Phuentsholing Thromde School	0.275
45	Phuntsholing	201.01/1012	Regional Immigration Office, MoHCA, Phuentsholing	0.002
46	Phuntsholing	204.01/1028	Livestock Central Store, Phuntsholing	0.003
47	Phuntsholing	206.01/1013	Central Stores Unit, DOR, Phuentsholing	0.012
48	Phuntsholing	206.01/1020	Phuentsholing Thromdey	0.540
49	Phuntsholing	206.01/2026	Department of Road (SASEC Project BHU-L/3149, G-004)	0.010
50	Phuntsholing	401.01/1002	Phuentsholing Drungkhag	0.025
51	Phuntsholing	406.01/1002	Lhamoizingkha Dungkhag, Dagana	0.004
52	Phuntsholing	406.14/1001	Lhamoizingkha Geog, Dagana Dzongkhag	0.001
53	Phuntsholing	406.15/1001	"Nichula Geog, Dagana Dzongkhag	0.002
54	Punakha	106.01/1005	District Court, Punakha	0.010
55	Punakha	210.01/1010	Vocational Training Institute, Khuruthang, Punakha	0.055
56	Punakha	407.01/1001	Dzongkhag Administration, Punakha	1.363
57	Punakha	407.02/1001	Chhubu Geog, Punakha Dzongkhag	0.000
58	Punakha	407.05/1001	Kabjisa Geog, Punakha Dzongkhag	0.004
59	Punakha	407.12/1001	Toebesa Geog, Punakha	0.009
60	S/Jongkhar	110.01/1002	Regional Royal Audit Authority (East), S/Jongkhar	0.000
61	S/Jongkhar	124.01/1003	Samdrup Jongkhar Thromde Schools	0.003
62	S/Jongkhar	204.01/1047	Divisional Forest Office, S/Jongkhar	0.001
63	S/Jongkhar	416.01/1001	Dzongkhag Administration, Samdrup Jongkhar	0.009
64	S/Jongkhar	416.01/1003	Jomotshangkha Dungkhag	0.027
65	S/Jongkhar	416.02/1001	Phuntshothang Geog, Samdrup Jongkhar Dzongkhag	0.010
66	S/Jongkhar	416.03/1001	Pemethang Geog, Samdrup Jongkhar Dzongkhag	0.001
67	S/Jongkhar	416.06/1001	Langchenphu Geog, Samdrup Jongkhar Dzongkhag	0.000
68	S/Jongkhar	416.07/1001	Lauri Geog, Samdrup Jongkhar Dzongkhag	0.001
69	S/Jongkhar	416.08/1001	Martshala Geog, Samdrup Jongkhar Dzongkhag	0.020
70	S/Jongkhar	416.11/1001	Samrang Geog, Samdrup Jongkhar Dzongkhag	0.001
71	Samtse	404.01/1001	Dzongkhag Administration, Samtse	0.046
72	Samtse	404.01/1002	Sipsu Drungkhag	0.004
73	Samtse	404.01/1003	Dorokha Drungkhag	0.221
74	Samtse	404.11/1001	Tendu Geog, Samtse Dzongkhag	0.011
75	Samtse	404.13/1001	Pagli Geog, Samtse Dzongkhag	0.069
76	Samtse	404.14/1001	Samtse Geog, Samtse Dzongkhag	0.022
77	Sarpang	201.01/2022	Construction of Sarpang Dzong, Department of Culture, MoHCA	0.017
78	Sarpang	204.01/1066	Phibsoo Wildlife Sanctuary, Sarpang	0.001
79	Sarpang	206.01/1008	Field Roads Maintenance Division, DOR, Sarpang	0.298

Sl. No.	Bank Branch	Account Number	Operating Agency	Nu. in million
80	Sarpang	410.01/1001	Dzongkhag Administration, Sarpang	0.036
81	Sarpang	410.08/1001	Hilley Geog, Sarpang Dzongkhag	0.000
82	Sarpang	410.11/1001	Singhi Geog, Sarpang Dzongkhag	0.022
83	Tashi Yangtse	106.01/1021	District Court, Trashi Yangtse	0.004
84	Tashi Yangtse	420.01/1001	Dzongkhag Administration, Trashi Yangtse	0.025
85	Tashigang	210.01/1011	Vocational Training Institute, Rangjung, Trashigang	0.013
86	Tashigang	417.01/1001	Dzongkhag Administration, Trashigang	0.952
87	Tashigang	417.01/1002	Sakteng Dungkhag, Tashigang	0.002
88	Tashigang	417.01/1003	Thrimshing Dungkhag, Tashigang	0.007
89	Tashigang	417.01/1004	Wamrong Dungkhag, Tashigang	0.013
90	Thimphu	103.01/1001	National Assembly of Bhutan, Thimphu	0.542
91	Thimphu	104.01/1001	National Council Secretariat, Thimphu	0.059
92	Thimphu	105.01/1001	Central Monastic Secretariat, Thimphu	0.035
93	Thimphu	105.01/1002	Central Monk Bodies (Rabdey), CRA, Thimphu	0.041
94	Thimphu	105.01/2001	Religion & Health Project, Central Monastic Secretariat, Thimphu	0.008
95	Thimphu	105.01/2002	Dratshang Lhentshog, Thimphu	0.007
96	Thimphu	106.01/1032	Drungkhag Court, Lingshi	0.005
97	Thimphu	106.01/1037	Supreme Court	0.069
98	Thimphu	111.01/1001	Cabinet Secretariat, Thimphu	0.005
99	Thimphu	112.01/1001	Office of Legal Affairs, Thimphu	0.001
100	Thimphu	113.01/1001	Bhutan Olympic Committee, Thimphu	0.002
101	Thimphu	118.01/2004	Green-House Gas Project, NEC, Thimphu	0.012
102	Thimphu	121.01/1002	Population and Housing Census of Bhutan (PHCB), NSB	0.001
103	Thimphu	122.01/1001	Bhutan Narcotic Control Agency, Thimphu	0.053
104	Thimphu	123.01/1001	Bhutan InfoComm & Media Authority, Thimphu	0.001
105	Thimphu	124.01/1001	Thimphu Thromdey Schools, City Corporation, Thimphu	1.986
106	Thimphu	126.01/1001	Tourism Council of Bhutan	0.017
107	Thimphu	126.01/1002	HTMTI-Construction Project	0.232
108	Thimphu	129.01/1001	Bhutan Council for School Examination and Assessment	0.013
109	Thimphu	133.01/1001	Jigme Singye Wangchuk school of Law, Taba, Thimphu	0.010
110	Thimphu	137.01/1001	Construction Development Authority	0.020
111	Thimphu	138.01/1001	Bhutan Health Trust Fund	0.013
112	Thimphu	201.01/1003	Department of Culture, MoHCA, Thimphu	0.017
113	Thimphu	201.01/1004	Department of Local Governance, MoHCA	0.036
114	Thimphu	201.01/1006	Department of Disaster Management, MoHCA, Thimphu	0.033
115	Thimphu	201.01/1007	Royal Bhutan Police, HQ	0.038
116	Thimphu	201.01/1023	Fire Fighting Services, Royal Bhutan Police	0.001
117	Thimphu	202.01/1004	Department of Revenue and Customs, Ministry of Finance, Thimphu	0.010
118	Thimphu	202.01/1005	Department of National Properties, MoF, Thimphu	0.026
119	Thimphu	202.01/1006	Department of Public Accounts (CPE), Thimphu	0.428

Sl. No.	Bank Branch	Account Number	Operating Agency	Nu. in million
120	Thimphu	202.01/1018	HM Secretariat, Ministry of Finance	0.229
121	Thimphu	203.01/1001	Ministry of Foreign Affairs, Thimphu	0.077
122	Thimphu	204.01/1001	Ministry of Agriculture and Forests Secretariat	0.136
123	Thimphu	204.01/1002	Department of Agriculture, MoA, Thimphu	0.515
124	Thimphu	204.01/1006	Bhutan Agriculture & Food Regulatory Authority (BAFRA), MoA, Thimphu	0.051
125	Thimphu	204.01/1012	National Soil Service Centre, Semtokha	0.001
126	Thimphu	204.01/1016	National Livestock Breeding Programme, Yusipang	0.013
127	Thimphu	204.01/1020	National Pig Breeding Centre, Wangchutaba	0.008
128	Thimphu	204.01/1044	Divisional Forest Office, Thimphu	0.019
129	Thimphu	204.01/1058	RNR-Research Centre, Yusipang	0.007
130	Thimphu	204.01/2006	Royal Botanical and Recreational Parks Division, MoA	0.821
131	Thimphu	204.01/2007	GOI & AMMEPP Projects, MoA, Thimphu	0.007
132	Thimphu	204.01/2013	S/thering of Livestock Dev. Initiative, DoL	0.028
133	Thimphu	204.01/2031	Department of Livestock, Ministry of Agriculture, Thimphu	0.001
134	Thimphu	204.01/2041	The Policy and Planning Division, MOAF	0.003
135	Thimphu	205.01/1002	Department of Trade, Thimphu	0.000
136	Thimphu	205.01/1003	Department of Geology & Mines, Thimphu	0.002
137	Thimphu	205.01/1011	Department of Geology & Mines (Deposit Works), Thimphu	0.004
138	Thimphu	205.01/2008	Flood Warning Services, Dept. of Hydro Met Services (FIC 0212)	0.002
139	Thimphu	206.01/1002	Department of Roads, Thimphu	0.029
140	Thimphu	206.01/1003	Department of Engineering Services	0.017
141	Thimphu	206.01/1011	Field Roads Maintenance Division, DOR, Thimphu	0.000
142	Thimphu	208.01/1001	Ministry of Health Secretariat, Thimphu	0.164
143	Thimphu	208.01/1002	Department of Public Health Services, MoH, Thimphu	0.002
144	Thimphu	208.01/1003	Department of Medical Services, MoH, Thimphu	0.019
145	Thimphu	208.01/1011	Department of Traditional Medicine Services (DTMS), MoH	0.047
146	Thimphu	208.01/1012	Department of Medical Supply and Health Infrastructure (DMSHI)	0.204
147	Thimphu	208.01/2004	RENEW Secretariat, Thimphu	0.007
148	Thimphu	208.01/2008	Country Coordination Mechanism, Ministry of Health	0.005
149	Thimphu	208.01/2016	International Assistance, Ministry of Health, Thimphu	0.003
150	Thimphu	209.01/1001	Ministry Of Education Secretariat, Thimphu	0.015
151	Thimphu	210.01/1002	Department of Technical Education, Thimphu	0.011
152	Thimphu	210.01/1005	Department of Employment and Human Resources, MoLHR	0.002
153	Thimphu	418.01/1001	Dzongkhag Administration, Thimphu	0.038
154	Thimphu	418.08/1001	Mewang Geog, Thimphu Dzongkhag	0.011
155	Trongsa	205.01/1006	Regional Trade & Industry Office, Trongsa	0.011
156	Trongsa	412.01/1001	Dzongkhag Administration, Trongsa	0.144
157	Trongsa	412.03/1001	Korphu Geog, Trongsa Dzongkhag	0.001
158	Tsirang	204.01/1051	Divisional Forest Office, Tsirang	0.001

Sl. No.	Bank Branch	Account Number	Operating Agency	Nu. in million
159	Tsirang	405.01/1001	Dzongkhag Administration, Tsirang	0.011
160	Wangdue	106.01/1004	District Court, Wangdue Phodrang	0.016
161	Wangdue	201.01/2017	Wangduephodrang Dzong Reconstruction Project	0.008
162	Wangdue	204.01/1043	Divisional Forest Office, Wangdue Phodrang	0.008
163	Wangdue	204.01/1056	RNR-Research Centre, Bajo	0.056
164	Wangdue	210.01/1009	Samthang Institute of Automobile Engineering	0.102
165	Wangdue	408.01/1001	Dzongkhag Administration, Wangdue Phodrang	0.003
166	Wangdue	408.06/1001	Gasetshogom Geog, Wangdue Phodrang Dzongkhag	0.002
167	Wangdue	408.12/1001	Phobjee Geog, Wangdue Phodrang Dzongkhag	0.005
168	Zhemgang	204.01/1024	Regional Livestock Development Centre, DoL, MoA, Zhemgang	0.553
169	Zhemgang	206.01/1004	Field Roads Maintenance Division, DOR, Zhemgang	0.041
170	Zhemgang	411.01/1003	Panbang Dungkhag	0.051
Total				16.719

Source: DPA

SCHEDULE 12 : STATEMENT OF OPENING AND CLOSING CASH BALANCE FOR THE FISCAL YEAR 2016-2017

Nu. in million

SI.No.	Account Number	Operating Agency	Opening Balance	Closing Balance
1	102.01/1001	Secretariat of His Majesty the Fourth Druk Gyalpo	0.566	0.288
2	103.01/1001	National Assembly of Bhutan, Thimphu	0.091	0.161
3	105.01/1001	Central Monastic Secretariat, Thimphu	1.032	0.000
4	105.01/1002	Central Monk Bodies (Rabdey), CRA, Thimphu	0.222	0.000
5	105.01/1003	HM Secretariat, Council for Religious Affairs	0.000	0.006
6	105.01/2001	Religion & Health Project, Central Monastic Secretariat, Thimphu	0.000	0.001
7	106.01/1001	High Court, Thimphu	0.000	0.026
8	106.01/1008	District Court, Paro	0.002	0.001
9	106.01/1011	District Court, Samdrup Jongkhar	0.000	0.002
10	106.01/1013	District Court, Haa	0.047	0.000
11	106.01/1015	District Court, Zhemgang	0.024	0.000
12	106.01/1016	District Court, Dagana	0.001	0.060
13	106.01/1018	District Court, Pema Gatshel	0.132	0.001
14	106.01/1021	District Court, Trashi Yangtse	0.000	0.000
15	106.01/1037	Supreme Court	0.242	0.000
16	106.01/1039	District Court Gasa	0.000	0.010
17	106.01/2001	Supreme Court, Thimphu	0.001	0.000
18	106.01/2006	Construction of High Court Building, Thimphu	0.007	0.000
19	106.01/2008	Supreme Court	0.207	0.000
20	107.01/1001	Royal Civil Service Commission, Thimphu	0.000	0.002
21	108.01/1001	Anti-Corruption Commission	0.046	0.012
22	108.01/2001	Anti-Corruption Commission	0.011	0.029
23	109.01/1001	Election Commissioner Office, Thimphu	0.574	0.000
24	110.01/1001	Royal Audit Authority, Thimphu	0.000	0.000
25	110.01/1002	Regional Royal Audit Authority (East), S/Jongkhar	0.000	0.180
26	110.01/1003	Regional Royal Audit Authority (Central), Bumthang	0.102	0.063
27	110.01/1004	Regional Royal Audit Authority (West), Tsirang	0.001	0.025
28	111.01/1001	Cabinet Secretariat, Thimphu	0.000	0.364
29	111.01/2002	G2C	0.117	0.000
30	111.01/2003	G2C	0.015	0.000
31	112.01/1001	Office of Legal Affairs, Thimphu	0.013	0.000
32	113.01/1001	Bhutan Olympic Committee, Thimphu	0.020	0.010
33	114.01/1001	Dzongkha Development Commission, Thimphu	0.024	0.108
34	115.01/1001	National Land Commission, Thimphu	0.013	0.013
35	116.01/1001	Centre for Bhutan Studies, Thimphu	0.000	0.002
36	117.01/1001	GNH Commission Secretariat, Thimphu	0.000	0.032
37	117.01/2003	Sustainable Development Secretariat (SDS), Thimphu	0.001	0.009

Sl.No.	Account Number	Operating Agency	Opening Balance	Closing Balance
38	118.01/2004	Green-House Gas Project, NEC, Thimphu	0.099	0.000
39	119.01/1001	Royal Institute of Management, Semtokha	0.094	0.000
40	119.01/2004	Royal Institute of Management, Semtokha	0.001	0.016
41	121.01/1001	National Statistical Bureau, Thimphu	0.086	0.044
42	121.01/1002	Population and Housing Census of Bhutan (PHCB), NSB	0.226	6.369
43	121.01/2001	National Statistical Bureau, Thimphu	0.001	0.009
44	122.01/1001	Bhutan Narcotic Control Agency, Thimphu	0.032	0.001
45	124.01/1001	Thimphu Thromdey Schools, City Corporation, Thimphu	0.073	0.000
46	124.01/1002	Phuentsholing Thromde School	0.021	0.000
47	124.01/1004	Gelephu Thromde Schools	0.019	0.000
48	125.01/1001	Drug Regulatory Authority	0.024	0.000
49	126.01/1001	Tourism Council of Bhutan	0.341	0.000
50	126.01/1002	HTMTI-Construction Project	0.144	0.000
51	126.01/1003	Royal Institute for Tourism & Hospitality	0.000	0.050
52	127.01/1001	National Commission for Women & Children	0.122	0.051
53	127.01/2003	National Commission for Women & Children	0.000	0.000
54	128.01/1001	Royal Education Council	0.047	0.002
55	129.01/1001	Bhutan Council for School Examination and Assessment	0.000	1.295
56	130.01/1001	Royal Privy Council, Thimphu.	0.028	0.000
57	131.01/1001	Bhutan Standards Bureau	0.001	0.058
58	133.01/1001	Jigme Singye Wangchuk school of Law, Taba, Thimphu	0.013	0.000
59	136.01/1001	Jigme Dorji Wangchuck National Referral Hospital	0.411	0.000
60	137.01/1001	Construction Development Authority	0.000	0.012
61	201.01/1001	Ministry of Home and Cultural Affairs, Thimphu	0.061	0.269
62	201.01/1003	Department of Culture, MoHCA, Thimphu	0.086	0.000
63	201.01/1004	Department of Local Governance, MoHCA	0.000	0.062
64	201.01/1005	Department of Immigration, MoHCA, Thimphu	0.037	0.030
65	201.01/1007	Royal Bhutan Police, HQ	0.011	0.005
66	201.01/1010	Ministry of Home and Cultural Affairs, Thimphu	0.233	0.000
67	201.01/1011	Regional Immigration Office, MoHCA, Gelephu	0.005	0.000
68	201.01/1014	Regional Immigration Office, MoHCA, Samtse	0.000	0.005
69	201.01/1021	Royal Bhutan Police, Gelephu	0.077	0.000
70	201.01/1032	Royal Bhutan Police, Wangdue Phodrang	0.000	0.001
71	201.01/1033	Royal Bhutan Police, Bumthang	0.005	0.000
72	201.01/2007	Department of Disaster Management, MoHCA, Thimphu	0.165	0.193
73	201.01/2013	Pemagatshel Dzong Construction Project, Ministry of Home and Cultural Affairs	0.410	0.000
74	201.01/2015	Local Governance Sustainable Development Program (LGSDP), MOHCA	0.055	0.141
75	201.01/2021	Gasa Dzong Conservation Project, Department of Culture, MoHCA	0.005	0.000
76	201.01/2022	Construction of Sarpang Dzong, Department of Culture, MoHCA	0.000	0.089

Sl.No.	Account Number	Operating Agency	Opening Balance	Closing Balance
77	202.01/1001	Ministry of Finance Secretariat, Thimphu	0.426	0.448
78	202.01/1002	Department of Public Accounts	0.199	0.018
79	202.01/1004	Department of Revenue and Customs, Ministry of Finance, Thimphu	0.159	0.290
80	202.01/1007	Regional Revenue & Customs Office, Thimphu	0.000	0.041
81	202.01/1008	Regional Revenue & Customs Office, P/ling	0.036	0.024
82	202.01/1009	Regional Revenue & Customs, Gelephu	0.058	0.077
83	202.01/1010	Regional Revenue & Customs Office, S/Jongkhar	0.029	0.009
84	202.01/1011	Regional Revenue & Customs Office, Samtse	0.001	0.052
85	202.01/1018	HM Secretariat, Ministry of Finance	0.000	0.003
86	202.01/1019	Liaison and Transit Office Customs, Kolkata	0.000	1.848
87	203.01/1001	Ministry of Foreign Affairs, Thimphu	0.124	0.156
88	203.01/1002	Permanent Mission of Bhutan, Ministry of Foreign Affairs, New York, USA	0.700	2.077
89	203.01/1003	Permanent Mission of Bhutan, Ministry of Foreign Affairs, Geneva, Switzerland	4.779	6.949
90	203.01/1004	Royal Bhutanese Embassy, Ministry of Foreign Affairs, New Delhi, India	2.503	5.575
91	203.01/1005	Royal Bhutanese Embassy, Ministry of Foreign Affairs, Dhaka, Bangladesh	0.676	0.792
92	203.01/1006	Royal Bhutanese Embassy, Ministry of Foreign Affairs, Kuwait	4.457	3.271
93	203.01/1007	Royal Bhutanese Embassy, Ministry of Foreign Affairs, Bangkok, Thailand	14.036	12.310
94	203.01/1008	Royal Bhutanese Consulate, Ministry of Foreign Affairs, Kolkotta, India	0.439	4.177
95	203.01/1009	Royal Bhutanese Embassy, Brussels, Belgium	4.687	4.955
96	204.01/1001	Ministry of Agriculture and Forests Secretariat	0.001	0.000
97	204.01/1002	Department of Agriculture, MoA, Thimphu	0.086	0.007
98	204.01/1003	Department of Livestock, MoA, Thimphu	0.180	0.744
99	204.01/1004	Department of Forests and Park Services, MOA, Thimphu	0.535	0.036
100	204.01/1006	Bhutan Agriculture & Food Regulatory Authority (BAFRA), MoA, Thimphu	0.002	0.001
101	204.01/1010	Central Machinery Unit, MOA, Bumthang	0.000	0.047
102	204.01/1011	National Plant Protection Center, Semtokha	0.012	0.006
103	204.01/1012	National Soil Service Centre, Semtokha	0.038	0.141
104	204.01/1014	National Centre for Aquaculture (NCA)	0.284	0.003
105	204.01/1017	National Feed & Fodder Development Programme, Bumthang	0.004	0.002
106	204.01/1018	Regional Livestock Development Centre	0.014	0.000
107	204.01/1022	Brown Swiss Farm, Bumthang	0.000	0.070
108	204.01/1023	National Jersey Breeding Farm, Samtse	0.056	0.024
109	204.01/1026	National Poultry Breeding Farm, Sarpang	0.188	0.116
110	204.01/1030	Calf Rearing Centre, Wangkha, Chhukha	0.000	0.002
111	204.01/1032	Regional Mithun Breeding Farm, Arong	0.015	0.000

Sl.No.	Account Number	Operating Agency	Opening Balance	Closing Balance
112	204.01/1033	National Nublang Farm, Tashiyangphu	0.004	0.000
113	204.01/1035	Divisional Forest Office, Zhemgang	0.000	0.010
114	204.01/1040	Royal Manas National Park, Gelephu	0.034	0.013
115	204.01/1042	Divisional Forest Office, Gedu	0.011	0.000
116	204.01/1043	Divisional Forest Office, Wangdue Phodrang	0.164	0.229
117	204.01/1044	Divisional Forest Office, Thimphu	0.010	0.000
118	204.01/1048	Divisional Forest Office, Paro	0.000	0.032
119	204.01/1050	Forestry Services Division, Sarpang	0.000	0.057
120	204.01/1053	Forest Resources Dev. Division, Thimphu	0.178	0.022
121	204.01/1056	RNR-Research Centre, Bajo	0.077	0.000
122	204.01/1061	Rural Development Training Centre	0.159	0.000
123	204.01/1062	National Pig Breeding Centre, Gelephu	0.028	0.000
124	204.01/1063	Regional Fish Seed Production Centre, Bhangtar	0.005	0.000
125	204.01/1064	RNR -RDC Bhur, Gelephu	0.001	0.021
126	204.01/1069	Divisional Forest Office, Pemagatshel	0.000	0.014
127	204.01/2006	Royal Botanical and Recreational Parks Division, MoA	0.238	0.051
128	204.01/2007	GOI & AMMEPP Projects, MoA, Thimphu	0.029	0.023
129	204.01/2013	S/thening of Livestock Dev. Initiative, DoL	1.968	3.034
130	204.01/2016	Ugyen Wangchuck Institute for Conservation and Environment	0.001	0.000
131	204.01/2024	Royal Manas National Park, Gelephu	0.032	0.001
132	204.01/2025	Bio-diversity Conservation Project-II, NCD	0.000	0.098
133	204.01/2036	MAGIP Project, Ministry of Agriculture and Forests	0.000	0.030
134	204.01/2039	AFD, Ministry of Agriculture and FOREST.	0.033	0.011
135	204.01/2040	Green Bhutan Project, MoAF, Thimphu	0.125	0.004
136	204.01/2041	The Policy and Planning Division, MoAF	0.000	0.055
137	204.01/2042	AFD, MoAF (REDD + Readiness Project)	0.473	0.062
138	204.01/2043	CARLEP	0.129	0.251
139	204.01/2044	Agricultural Research & Development Centre (RNR RDC, Wengkhar)	0.000	0.002
140	205.01/1001	Ministry of Trade & Economics Affairs, Thimphu	0.004	0.009
141	205.01/1002	Department of Trade, MTEA, Thimphu	0.100	0.006
142	205.01/1003	Department of Geology & Mines, MTEA, Thimphu	0.042	0.022
143	205.01/1005	Department of Industry, MTEA, Thimphu	0.156	0.063
144	205.01/1006	Regional Trade & Industry Office, Trongsa	0.009	0.000
145	205.01/1010	Regional Trade & Industry Office, Mongar	0.000	0.002
146	205.01/1011	Dept. of Geology & Mines (Deposit Works), MTI, Thimphu	0.000	0.001
147	205.01/1012	Department of Cottage & Small Industries, MoEA	0.018	0.010
148	205.01/1013	Department of HydroPower & Power Systems	0.014	0.001
149	205.01/1014	Department of Renewable Energy	0.000	0.000
150	205.01/1015	Department of HydroMet Services	0.006	0.000
151	205.01/1016	Consumer Protection Office, Ministry of Economic Affairs, Tjhimphu	0.162	0.000

Sl.No.	Account Number	Operating Agency	Opening Balance	Closing Balance
152	205.01/2001	EIT, Department of Trade, MoEA, Thimphu	0.423	0.090
153	205.01/2008	Flood Warning Services, Dept. of Hydro Met Services (FIC 0212)	0.004	0.000
154	206.01/1001	Secretariat, Ministry of Works & Human Settlement, Thimphu	0.051	0.000
155	206.01/1002	Department of Roads, Thimphu	0.048	0.130
156	206.01/1004	Field Roads Maintenance Division, DOR, Zhemgang	0.085	0.000
157	206.01/1008	Field Roads Maintenance Division, DOR, Sarpang	0.121	0.037
158	206.01/1010	Field Roads Maintenance Division, DOR, Trongsa	0.036	0.023
159	206.01/1017	Department of Human Settlement, MoWHS	0.149	0.023
160	206.01/1018	Project Mgt. Office for Gomphu - Pangbang & Mamung - Digala Road Project	0.071	0.000
161	206.01/1020	Phuentsholing Thromdey	0.000	0.000
162	206.01/2005	Gyelposhing-Nganglam Road Project, DOR, Lingmithang	0.013	0.000
163	206.01/2018	Second Bhutan Urban Development Project	0.007	0.000
164	206.01/2020	Road Network Project II, under Department of Roads,	0.006	0.000
165	206.01/2026	Department of Road (Project# SASEC Project BHU-L/3149, G-004)	0.021	0.000
166	207.01/1001	Ministry of Information & Communications Secretariat, Thimphu	0.000	0.042
167	207.01/1003	Roads Safety and Transport Authority, MOIC	0.073	0.052
168	207.01/1005	Regional Transport Office, RSTA, Gelephu	0.059	0.000
169	207.01/1007	Department of Information & Technology	0.505	0.140
170	207.01/1008	Department of Information & Media	0.002	0.621
171	207.01/1009	Bhutan Civil Aviation Authority (BCAA)	0.072	0.032
172	207.01/2002	DIT, Ministry of Information and Communicaitons	0.005	0.007
173	208.01/1001	Ministry of Health Secretariat, Thimphu	0.000	0.005
174	208.01/1002	Department of Public Health Services, MoH, Thimphu	0.000	0.015
175	208.01/1003	Department of Medical Services, MoH, Thimphu	0.039	0.000
176	208.01/1005	Regional Referral Hospital, Mongar	0.039	0.000
177	208.01/1006	Central Regional Referral Hospital, Gelephu	0.000	0.001
178	208.01/1007	Malaria Eradication Program, Gelephu	0.026	0.000
179	208.01/1012	Department of Medical Supply and Health Infrastructure (DMSHI)	0.001	0.015
180	208.01/2002	Ministry of Health	0.065	0.171
181	208.01/2005	Vector-Borne Disease Control Programme, Gelephu	0.002	0.003
182	208.01/2008	Country Coordination Mechanism, Ministry of Health	0.000	0.003
183	208.01/2012	TB Control Programme, MoH, Thimphu	0.000	0.021
184	208.01/2013	Enhanced Malaria Control Project, Gelephu	0.008	0.003
185	208.01/2016	International Assistance, Ministry of Health, Thimphu	0.117	0.000
186	208.01/2021	Construction of Public Health Laboratory, MoH	0.016	0.000
187	208.01/2022	Reconstruction of 40 bedded Samtse Hospital, Ministry of Health	0.000	0.048
188	208.01/2024	Health Infrastructure Development Division , MoH	0.135	0.000
189	209.01/1001	Ministry Of Education Secretariat, Thimphu	0.131	0.032
190	209.01/1002	Department Of Adult and Higher Education, MOE, Thimphu	0.151	0.036

Sl.No.	Account Number	Operating Agency	Opening Balance	Closing Balance
191	209.01/1003	Department of School Education, MoE, Thimphu	0.011	0.440
192	209.01/1004	Department of Youth, Culture & Sports, MoE, Thimphu	0.046	0.310
193	209.01/2001	International Assistance, Ministry of Education, Thimphu	0.037	0.000
194	209.01/2003	Scholarship Division, Dept. of Adult & Higher Education, Thimphu	0.003	0.000
195	209.01/2007	Save the Children Fund-USA assisted Project	0.089	0.005
196	209.01/2008	Deptt. of Youth & Sports, Ministry of Education, Thimphu	0.000	0.039
197	210.01/1001	Ministry of Labour & Human Resources Secretariat, Thimphu	0.246	0.049
198	210.01/1002	Department of Technical Education, Thimphu	0.110	0.669
199	210.01/1003	Department of Occupational Standards, MoLHR, Thimphu	0.009	0.009
200	210.01/1004	Department of Labour, MoLHR	0.019	0.009
201	210.01/1005	Department of Employment and Human Resources, MoLHR	2.394	0.184
202	210.01/1006	Trashi Yangtse Institute for Zorig Chusum	0.000	0.009
203	210.01/1007	National Institute for Zorig Chusum, Thimphu.	0.003	0.000
204	210.01/1010	Vocational Training Institute, Khuruthang, Punakha	0.000	0.007
205	210.01/1012	Jigme Wangchuk Power Training Institute, Dekiling, Sarpang	0.031	0.000
206	210.01/1013	Chumey Vocational Training Institute, Bumthang	0.008	0.000
207	210.01/1014	Thimphu Institute of Automobile Engineering, MoLHR	0.005	0.000
208	210.01/2006	Department of Technical Education, MoLHR	0.050	0.110
209	401.01/1001	Dzongkhag Administration, Chhukha	0.003	0.004
210	401.01/1002	Phuentsholing Drungkhag	0.016	0.165
211	401.02/1001	Sampheling Geog, Chhuka	0.000	0.006
212	401.03/1001	Bongo Geog, Chhuka	0.000	0.083
213	401.04/1001	Chapcha Geog. Chhukha Dzongkhag	0.010	0.007
214	401.05/1001	Dungna Geog, Chhukha Dzongkhag	0.031	0.003
215	401.08/1001	Getana Geog, Chhukha Dzongkhag	0.022	0.000
216	401.09/1001	Jabcho Geog, Chhukha Dzongkhag	0.005	0.000
217	402.01/1001	Dzongkhag Administration, Haa	0.216	0.482
218	402.04/1001	Sambekha Geog, Ha Dzongkhag	0.007	0.000
219	402.06/1001	Uesu Geog, Ha Dzongkhag	0.004	0.011
220	403.01/1001	Dzongkhag Administration, Paro	0.371	0.000
221	403.02/1001	Dobshari Geog, Paro Dzongkhag	0.009	0.009
222	403.06/1001	Lango Geog, Paro Dzongkhag	0.001	0.027
223	404.01/1001	Dzongkhag Administration, Samtse	1.831	0.513
224	404.01/1002	Sipsu Drungkhag	0.188	0.039
225	404.01/1003	Dorokha Drungkhag	0.000	0.014
226	404.02/1001	Bara Geog, Samtse Dzongkhag	0.000	0.006
227	404.03/1001	Biru Geog, Samtse Dzongkhag	0.027	0.007
228	404.04/1001	Charghare Geog, Samtse Dzongkhag	0.002	0.001
229	404.05/1001	Chengmari Geog, Samtse Dzongkhag	0.000	0.012
230	404.06/1001	Denchhukha Geog, Samtse Dzongkhag	0.063	0.047

Sl.No.	Account Number	Operating Agency	Opening Balance	Closing Balance
231	404.07/1001	Dorokha Geog, Samtse Dzongkhag	0.022	0.001
232	404.08/1001	Dumtoe Geog, Samtse Dzongkhag	0.030	0.099
233	404.09/1001	Ghumauney Geog, Samtse Dzongkhag	0.093	0.172
234	404.10/1001	Lhahareni Geog, Samtse Dzongkhag	0.024	0.007
235	404.11/1001	Tendu Geog, Samtse Dzongkhag	0.045	0.000
236	404.12/1001	Nainital Geog, Samtse Dzongkhag	0.196	0.001
237	404.13/1001	Pagli Geog, Samtse Dzongkhag	0.019	0.009
238	404.14/1001	Samtse Geog, Samtse Dzongkhag	0.037	0.000
239	404.15/1001	Sibsu Geog, Samtse Dzongkhag	0.000	0.023
240	404.16/1001	Tading Geog, Samtse Dzongkhag	0.010	0.002
241	406.01/1002	Lhamoizingkha Dungkhag, Dagana	0.047	0.000
242	406.06/1001	Kana Geog, Dagana Dzongkhag	0.003	0.000
243	406.07/1001	Khebisa Geog, Dagana Dzongkhag	0.230	0.000
244	406.13/1001	Deorali Geog, Dagana Dzongkhag	0.001	0.004
245	406.14/1001	Lhamoizingkha Geog, Dagana Dzongkhag	0.068	0.000
246	406.15/1001	*Nichula Geog, Dagana Dzongkhag	0.021	0.000
247	408.01/1001	Dzongkhag Administration, Wangdue Phodrang	0.176	0.120
248	408.02/1001	Bjena Gewog, Wangdue Phodrang Dzongkhag	0.057	0.004
249	408.04/1001	Darkar Geog, Wangdue Phodrang Dzongkhag	0.020	0.002
250	408.05/1001	Gangtey Geog, Wangdue Phodrang Dzongkhag	0.067	0.000
251	408.06/1001	Gasetshogom Geog, Wangdue Phodrang Dzongkhag	0.018	0.024
252	408.07/1001	Gasetshowom Geog, Wangdue Phodrang Dzongkhag	0.107	0.000
253	408.08/1001	Kashi Geog, Wangdue Phodrang Dzongkhag	0.018	0.000
254	408.10/1001	Nisho Geog, Wangdue Phodrang Dzongkhag	0.000	0.000
255	408.11/1001	Phangyul Geog, Wangdue Phodrang Dzongkhag	0.030	0.242
256	408.13/1001	Roepa Geog, Wangdue Phodrang Dzongkhag	0.007	0.000
257	408.15/1001	Athang Gewog, Wangdue Phodrang Dzongkhag	0.001	0.005
258	410.01/1001	Dzongkhag Administration, Sarpang	0.168	0.574
259	410.01/1002	Dungkhag Administration, Gelephu	0.003	0.004
260	410.03/1002	Chuzangang Geog, Sarpang Dzongkhag	0.000	0.000
261	410.04/1001	Dekiling Geog, Sarpang Dzongkhag	0.000	0.000
262	410.05/1001	Doeban Geog, Sarpang Dzongkhag	0.000	0.000
263	410.08/1001	Hilley Geog, Sarpang Dzongkhag	0.000	0.005
264	410.09/1002	Jigmechoeling Geog, Sarpang Dzongkhag	0.000	0.000
265	410.12/1001	Sarpangtar Geog, Sarpang Dzongkhag	0.000	0.001
266	410.13/1002	Sershong Geog, Sarpang Dzongkhag	0.000	0.009
267	411.01/1001	Dzongkhag Administration, Zhemgang	0.000	0.042
268	411.01/1003	Panbang Dungkhag	0.000	0.000
269	411.02/1001	Bardo Geog, Zhemgang Dzongkhag	0.000	0.000
270	411.04/1001	Nangkor Geog, Zhemgang Dzongkhag	0.004	0.010

Sl.No.	Account Number	Operating Agency	Opening Balance	Closing Balance
271	411.07/1001	Shingkar Geog, Zhemgang Dzongkhag	0.005	0.009
272	411.08/1001	Trong Geog, Zhemgang Dzongkhag	0.001	0.007
273	412.01/1001	Dzongkhag Administration, Trongsa	0.451	0.197
274	412.02/1001	Dragteng Geog, Trongsa Dzongkhag	0.003	0.000
275	412.03/1001	Korphu Geog, Trongsa Dzongkhag	0.038	0.005
276	412.04/1001	Langthel Geog, Trongsa Dzongkhag	0.008	0.000
277	412.05/1001	Nubi Geog, Trongsa Dzongkhag	0.003	0.016
278	412.06/1001	Tangsibji Geog, Trongsa Dzongkhag	0.000	0.005
279	413.01/1001	Dzongkhag Administration, Lhuentse	0.516	0.000
280	413.08/1001	Metsho Geog, Lhuentse Dzongkhag	0.012	0.000
281	414.01/1002	Office of the Gyaltsheb	0.050	0.110
282	414.08/1001	Jurmey Geog, Mongar Dzongkhag	0.000	0.015
283	415.01/1001	Dzongkhag Administration, Pema Gatshel	0.001	0.028
284	415.01/2003	CARLEP	0.000	0.098
285	415.02/1001	Chongshing Gewog, Pema Gatshel Dzongkhag	0.000	0.000
286	415.03/1001	Chhimung Geog, Pema Gatshel Dzongkhag	0.001	0.001
287	415.04/1001	Dungme Geog, Pema Gatshel Dzongkhag	0.001	0.001
288	415.07/1001	Yurung Geog, Pema Gatshel Dzongkhag	0.000	0.001
289	415.08/1001	Zobel Geog, Pema Gatshel Dzongkhag	0.016	0.000
290	415.11/1001	Nanong Gewog, Pemagatshel Dzongkhag	0.016	0.001
291	416.01/1001	Dzongkhag Administration, Samdrup Jongkhar	1.028	0.707
292	416.01/1003	Jomotshangkha Dungkhag	0.000	0.065
293	416.08/1001	Martshala Geog, Samdrup Jongkhar Dzongkhag	0.002	0.000
294	416.09/1001	Deothang Geog, S/Jongkhar Dzongkhag	0.003	0.000
295	416.11/1001	Samrang Geog, Samdrup Jongkhar Dzongkhag	0.001	0.000
296	416.12/1001	Serthi Geog, Samdrup Jongkhar Dzongkhag	0.000	0.053
297	417.01/1001	Dzongkhag Administration, Trashigang	0.005	0.008
298	417.01/1004	Wamrong Dungkhag, Tashigang	0.039	0.000
299	417.02/1001	Bartsham Geog, Trashigang Dzongkhag	0.021	0.000
300	418.01/1001	Dzongkhag Administration, Thimphu	0.176	0.143
301	418.01/1002	Lingzhi Drungkhag	0.032	0.029
302	418.02/1001	Soe Geog, Thimphu Dzongkhag	0.000	0.015
303	418.03/1001	Chang Geog, Thimphu Dzongkhag	0.033	0.000
304	418.04/1001	Dagala Geog, Thimphu Dzongkhag	0.000	0.002
305	418.07/1001	Lingshi Geog, Thimphu Dzongkhag	0.000	0.167
306	419.01/1002	Gasa Dzongkhag	0.131	0.144
307	420.01/1001	Dzongkhag Administration, Trashi Yangtse	0.096	0.000
308	420.01/2003	CARLEP	0.000	0.004
309	420.03/1001	Jamkhar Gewog, Trashi Yangtse Dzongkhag	0.000	0.007
310	420.04/1001	Khamdang Gewog, Trashi Yangtse Dzongkhag	0.002	0.185

Sl.No.	Account Number	Operating Agency	Opening Balance	Closing Balance
311	420.05/1001	Ramjar Gewog, Trashi Yangtse Dzongkhag	0.000	0.024
312	420.07/1001	Tongshang Gewog, Trashi Yangtse Dzongkhag	0.001	0.000
313	420.09/1001	Yangtse Gewog, Trashi Yangtse Dzongkhag	0.000	0.261
TOTAL			57.943	67.009

Source: DPA

SCHEDULE 13: STATEMENT OF CD ACCOUNTS FOR THE FY 2016-17

Sl. No.	Account Number	Operating Agency	Bank Branch	Opening Balance	Receipts	Pay-ments	Closing Balance
A. GEWOGS							
1	100890725	Chang Gewog	Thimphu	0.018	0.014	0.015	0.017
2	100890758	Dagala Gewog	Thimphu	0.017	0.000	0.015	0.002
3	100890714	Geney Gewog	Thimphu	0.066	0.010	0.026	0.050
4	100890747	Kawang Gewog	Thimphu	0.820	0.085	0.094	0.811
5	100890769	Lingzhi Gewog	Thimphu	0.490	0.063	0.100	0.453
6	100890736	Mewang Gewog	Thimphu	0.147	0.607	0.528	0.226
7	100890703	Naro Gewog	Thimphu	0.150	0.012	0.050	0.113
8	100890690	Soe Gewog	Thimphu	0.297	0.056	0.065	0.288
9	101217227	Bhur Gewog	Gelephu	0.054	0.053	0.034	0.073
10	101214237	Bjoka Gewog	Gelephu	0.014	0.023	0.036	0.000
11	101217454	Chuzagang	Gelephu	0.027	0.000	0.013	0.014
12	101217329	Gelephu Gewog	Gelephu	0.086	0.040	0.054	0.072
13	101214260	Goshing Gewog	Gelephu	0.002	0.033	0.033	0.003
14	101217512	Jigmecholing	Gelephu	0.043	0.494	0.536	0.000
15	101214248	Ngangla Gewog	Gelephu	0.168	0.053	0.049	0.172
16	101214259	Phangkhar Gewog	Gelephu	0.010	0.041	0.000	0.051
17	101217385	Shershong	Gelephu	0.181	0.040	0.135	0.086
18	101217272	Umling Gewog	Gelephu	0.044	0.000	0.000	0.044
19	102250911	Dobshari Gewog	Paro	0.001	0.983	0.542	0.442
20	102250728	Dogar Gewog	Paro	0.032	0.000	0.028	0.004
21	102250739	Dotey Gewog	Paro	0.014	0.023	0.015	0.022
22	102250740	Horey Gewog	Paro	0.001	0.011	0.000	0.012
23	102250751	Lango Gewog	Paro	0.002	4.079	3.222	0.859
24	102250808	Lungni Gewog	Paro	0.285	0.031	0.088	0.228
25	102250671	Naja Gewog	Paro	0.003	0.053	0.018	0.038
26	102250762	Shaba Gewog	Paro	0.018	0.032	0.016	0.034
27	102250819	Tsento Gewog	Paro	0.011	0.692	0.072	0.630
28	102250988	Wangchang Gewog	Paro	0.117	0.060	0.033	0.144
29	102350472	Dragten Gewog	Trongsa	0.146	0.505	0.071	0.580
30	102350483	Korphu Gewog	Trongsa	0.070	0.038	0.077	0.031
31	102350494	Langthel Gewog	Trongsa	0.021	0.044	0.015	0.050
32	102350507	Nubi Gewog	Trongsa	0.091	0.010	0.042	0.059
33	102350518	Tangbi Gewog	Trongsa	0.002	0.040	0.000	0.042
34	102574312	Gangzur Gewog	Lhuentse	0.008	0.160	0.068	0.100
35	102574323	Jarey Gewog	Lhuentse	0.047	0.020	0.040	0.027
36	102574334	Khoma Gewog	Lhuentse	0.159	0.031	0.044	0.146
37	102574345	Kurtoe Gewog	Lhuentse	0.243	0.027	0.000	0.270

SI. No.	Account Number	Operating Agency	Bank Branch	Opening Balance	Receipts	Pay-ments	Closing Balance
38	102574367	Menbi Gewog	Lhuentse	0.416	0.054	0.144	0.326
39	102574378	Metsho Gewog	Lhuentse	0.128	0.055	0.143	0.040
40	102574356	Minjay Gewog	Lhuentse	0.086	0.000	0.049	0.037
41	102574389	Tshengkhar Gewog	Lhuentse	0.199	0.046	0.019	0.225
42	101093901	Bakului Gewog	Samdrup-jongkhar	0.077	0.049	0.054	0.071
43	101093912	Dalim Gewog	Samdrup-jongkhar	0.095	0.032	0.010	0.118
44	101091074	Deothang Gewog	Samdrup-jongkhar	0.033	0.059	0.030	0.061
45	101093923	Gomdar Gewog	Samdrup-jongkhar	0.090	0.063	0.047	0.106
46	101093934	Langchenphu Gewog	Samdrup-jongkhar	0.002	0.020	0.000	0.022
47	101093945	Lauri Gewog	Samdrup-jongkhar	0.044	0.059	0.096	0.007
48	101093956	Martshala Gewog	Samdrup-jongkhar	0.102	0.077	0.051	0.128
49	101093967	Orong Gewog	Samdrup-jongkhar	0.026	0.065	0.036	0.055
50	101093978	Samrang Gewog	Samdrup-jongkhar	0.002	0.003	0.002	0.004
51	101093989	Serthi Gewog	Samdrup-jongkhar	0.028	0.053	0.072	0.009
52	101091212	Wangphu Gewog	Samdrup-jongkhar	0.109	0.058	0.030	0.136
53	103075118	Chokhorling Gewog	Nanglam	0.001	0.051	0.030	0.022
54	103075107	Dechhenling Gewog	Nanglam	0.054	0.126	0.152	0.028
55	103075094	Norbugang Gewog	Nanglam	0.031	0.107	0.137	0.001
56	102403120	Bjee Gewog	Haa	0.130	0.022	0.123	0.029
57	102403051	Gakiling Gewog	Haa	0.083	0.000	0.000	0.083
58	102403131	Katsho Gewog	Haa	0.020	0.061	0.050	0.031
59	102403153	Samar Gewog	Haa	0.025	0.013	0.000	0.038
60	102403142	Sombeykha Gewog	Haa	0.089	0.022	0.036	0.074
61	102403164	Uesu Gewog	Haa	0.015	0.026	0.021	0.020
62	101609994	Barshong Gewog	Damphu	0.055	0.044	0.025	0.073
63	101609972	Beteni Gewog	Damphu	0.009	0.038	0.026	0.021
64	101609983	Dunglagang Gewog	Damphu	0.146	0.029	0.005	0.170
65	101610003	Gosaling Gewog	Damphu	0.097	0.035	0.037	0.095
66	101610025	Kikorthang Gewog	Damphu	0.091	0.035	0.043	0.082
67	101610036	Mendregang Gewog	Damphu	0.186	0.027	0.020	0.192
68	101610047	Patala Gewog	Damphu	0.053	0.022	0.026	0.049
69	101610058	Phuntenchu Gewog	Damphu	0.014	0.026	0.035	0.004

Sl. No.	Account Number	Operating Agency	Bank Branch	Opening Balance	Receipts	Pay-ments	Closing Balance
70	101610014	Rangthangling Gewog	Damphu	0.125	0.011	0.009	0.126
71	101610069	Shemjong Gewog	Damphu	0.178	0.091	0.060	0.208
72	101610070	Tsholingkhar Gewog	Damphu	0.286	0.048	0.069	0.265
73	101610081	Tsirangtoe Gewog	Damphu	0.075	0.021	0.044	0.053
74	101415955	Bara Gewog	Samtse	0.008	0.051	0.047	0.012
75	101415966	Biru Gewog	Samtse	0.035	0.049	0.081	0.003
76	101415977	Chargherey Gewog	Samtse	0.005	0.056	0.019	0.042
77	101415988	Chengmari Gewog	Samtse	0.007	0.052	0.010	0.048
78	101415999	Denchukha Gewog	Samtse	0.023	0.272	0.261	0.034
79	101416006	Dorokha Gewog	Samtse	0.078	0.065	0.115	0.028
80	101416017	Dumtoe Gewog	Samtse	0.021	0.019	0.036	0.005
81	101416028	Ghumuney Gewog	Samtse	0.075	0.045	0.044	0.076
82	101416039	Lahareni Gewog	Samtse	0.001	0.066	0.062	0.005
83	101416040	Mayona Gewog	Samtse	0.019	0.000	0.000	0.019
84	101416073	Nainital Gewog	Samtse	0.195	0.085	0.070	0.209
85	101416084	Pagli Gewog	Samtse	0.009	0.048	0.028	0.029
86	101416095	Samtsegewog	Samtse	0.053	0.045	0.035	0.063
87	101416108	Sibsoo Gewog	Samtse	0.014	0.046	0.015	0.045
88	101416119	Tading Gewog	Samtse	0.300	0.066	0.201	0.165
89	101416120	Tendu Gewog	Samtse	0.046	0.053	0.058	0.042
90	101281601	Chapcha Gewog	Tsimasham	0.218	0.033	0.067	0.184
91	101281612	Dungna Gewog	Tsimasham	0.011	0.068	0.000	0.079
92	101281623	Gayling Gewog	Tsimasham	0.380	0.022	0.020	0.382
93	101281634	Getana Gewog	Tsimasham	0.133	0.021	0.000	0.153
94	101281645	Jabcho Gewog	Tsimasham	0.170	0.022	0.010	0.182
95	101281656	Metakha Gewog	Tsimasham	0.174	0.015	0.117	0.072
96	102486017	Bongo Gewog	Gedu	0.129	0.238	0.155	0.212
97	102486028	Darla Gewog	Gedu	0.464	0.097	0.045	0.516
98	102536445	Bardho Gewog	Zhemgang	0.041	0.090	0.000	0.131
99	102536456	Nangkhor Gewog	Zhemgang	0.039	0.075	0.022	0.092
100	102536467	Shingkar Gewog	Zhemgang	0.028	0.048	0.046	0.030
101	102536478	Trong Gewog	Zhemgang	0.098	0.078	0.031	0.145
102	102078868	Athang Gewog	Wangdue	0.079	0.036	0.050	0.065
103	102078788	Bjena Gewog	Wangdue	0.032	0.035	0.034	0.033
104	102079055	Dangchuk Gewog	Wangdue	0.470	0.167	0.036	0.601
105	102078857	Darkar Gewog	Wangdue	0.026	0.042	0.032	0.036
106	102078971	Gangtey Gewog	Wangdue	0.052	0.163	0.059	0.156
107	102079533	Gasetshogom Gewog	Wangdue	0.080	0.030	0.040	0.070
108	102079544	Gasetshowom Gewog	Wangdue	0.035	0.014	0.024	0.025
109	102078813	Kashi Gewog	Wangdue	0.101	0.054	0.020	0.135

Sl. No.	Account Number	Operating Agency	Bank Branch	Opening Balance	Receipts	Pay-ments	Closing Balance
110	102078697	Nahi Gewog	Wangdue	0.034	0.019	0.025	0.029
111	102078799	Nisho Gewog	Wangdue	0.036	0.029	0.045	0.020
112	102079168	Phangyul Gewog	Wangdue	0.004	0.262	0.221	0.046
113	102079066	Phobji Gewog	Wangdue	0.027	0.135	0.026	0.137
114	102078824	Roepa Gewog	Wangdue	0.041	0.096	0.073	0.063
115	102078802	Sephu Gewog	Wangdue	0.524	0.515	0.642	0.397
116	102080312	Theedtsho Gewog	Wangdue	0.039	0.031	0.025	0.046
117	101910244	Chhokhor Gewog	Bumthang	0.143	0.047	0.082	0.108
118	101910255	Chumey Gewog	Bumthang	0.100	0.148	0.190	0.059
119	101910266	Tang Gewog	Bumthang	0.044	0.061	0.035	0.070
120	101910277	Ura Gewog	Bumthang	0.005	0.060	0.060	0.006
121	102646889	Bap Gewog	Punakha	0.052	0.025	0.002	0.076
122	102646732	Chubu Gewog	Punakha	0.031	0.087	0.059	0.058
123	102646823	Goenkhami Gewog	Punakha	0.399	0.049	0.000	0.447
124	102646743	Goenshari Gewog	Punakha	0.003	0.032	0.023	0.012
125	102646754	Guma Gewog	Punakha	0.029	0.038	0.015	0.052
126	102646765	Kabjisa Gewog	Punakha	0.042	0.028	0.040	0.030
127	102646834	Laya Gewog	Punakha	0.226	0.053	0.000	0.278
128	102646776	Lingbukha Gewog	Punakha	0.000	0.042	0.032	0.011
129	102646845	Lunana Gewog	Punakha	0.094	0.048	0.000	0.142
130	102646787	Shengama Gewog	Punakha	0.075	0.026	0.010	0.091
131	102646798	Talo Gewog	Punakha	0.005	0.025	0.008	0.022
132	102646890	Toep Gewog	Punakha	0.335	0.059	0.128	0.266
133	102646801	Toewang Gewog	Punakha	0.034	0.007	0.040	0.001
134	102646812	Zomi Gewog	Punakha	0.034	0.018	0.010	0.042
135	101536242	Bartsham Gewog	Trashigang	0.049	0.079	0.063	0.065
136	101536253	Bidung Gewog	Trashigang	0.295	0.046	0.021	0.319
137	101536264	Kanglung Gewog	Trashigang	0.086	0.281	0.274	0.093
138	101536275	Kangpara Gewog	Trashigang	0.002	0.071	0.020	0.053
139	101536286	Khaling Gewog	Trashigang	0.156	0.059	0.006	0.209
140	101536297	Lumang Gewog	Trashigang	0.064	0.079	0.100	0.043
141	101536300	Merak Gewog	Trashigang	0.037	0.413	0.217	0.233
142	101536311	Phongmey Gewog	Trashigang	0.049	0.044	0.041	0.052
143	101536322	Radhi Gewog	Trashigang	0.035	0.052	0.026	0.061
144	101536333	Sakten Gewog	Trashigang	0.001	0.085	0.042	0.044
145	101536344	Samkhar Gewog	Trashigang	0.036	0.037	0.030	0.043
146	101536355	Songphu Gewog	Trashigang	0.051	0.070	0.037	0.084
147	101536377	Thrimshing Gewog	Trashigang	0.042	0.041	0.050	0.033
148	101536366	Uzorong Gewog	Trashigang	0.012	0.093	0.053	0.052
149	101536388	Yangneer Gewog	Trashigang	0.002	0.032	0.027	0.008

Sl. No.	Account Number	Operating Agency	Bank Branch	Opening Balance	Receipts	Pay-ments	Closing Balance
150	102747515	Dekiling Gewog	Sarpang	0.055	0.203	0.258	0.000
151	102747537	Dovan Gewog	Sarpang	0.066	0.037	0.074	0.029
152	102747548	Gakiling Gewog	Sarpang	0.232	0.039	0.115	0.157
153	102747559	Sarpang Tar Gewog	Sarpang	0.002	0.023	0.003	0.022
154	102747560	Singhi Gewog	Sarpang	0.024	0.010	0.007	0.027
155	102749125	Tareything Gewog	Sarpang	0.008	0.005	0.008	0.005
156	102790480	Dorona Gewog	Dagana	0.007	0.020	0.008	0.019
157	102790491	Drujegang Gewog	Dagana	0.084	0.009	0.070	0.023
158	102790504	Gesarling Gewog	Dagana	0.020	0.023	0.002	0.041
159	102790515	Goshi Gewog	Dagana	0.112	0.000	0.052	0.060
160	102790526	Kana Gewog	Dagana	0.009	0.105	0.106	0.008
161	102790537	Khebisa Gewog	Dagana	0.070	0.033	0.042	0.060
162	102790548	Lajab Gewog	Dagana	0.048	0.016	0.033	0.030
163	102790559	Trashiding Gewog	Dagana	0.005	0.030	0.034	0.000
164	102790582	Tseza Gewog	Dagana	0.055	0.010	0.020	0.045
165	102790571	Tshangkha Gewog	Dagana	0.053	0.028	0.035	0.045
166	102790560	Tshendayang Gewog	Dagana	0.036	0.035	0.049	0.022
167	101827492	Balam Gewog	Mongar	0.013	0.020	0.016	0.018
168	101827505	Chali Gewog	Mongar	0.014	0.042	0.030	0.026
169	101827516	Chaskhar Gewog	Mongar	0.132	0.077	0.084	0.126
170	101827527	Dramtse Gewog	Mongar	0.018	0.034	0.050	0.002
171	101827538	Drepong Gewog	Mongar	0.022	0.022	0.033	0.010
172	101827549	Gongdue Gewog	Mongar	0.001	0.044	0.040	0.005
173	101827550	Jurmey Gewog	Mongar	0.146	0.030	0.007	0.168
174	101827561	Kengkhar Gewog	Mongar	0.036	0.068	0.020	0.083
175	101827572	Monggar Gewog	Mongar	0.005	0.166	0.070	0.100
176	101827583	Ngatshang Gewog	Mongar	0.030	0.000	0.025	0.005
177	101827594	Saling Gewog	Mongar	0.004	0.080	0.058	0.025
178	101827606	Sherimung Gewog	Mongar	0.001	0.036	0.023	0.014
179	101827617	Silambi Gewog	Mongar	0.026	0.034	0.058	0.002
180	101827628	Thangrong Gewog	Mongar	0.020	0.025	0.003	0.042
181	101827639	Tsakaling Gewog	Mongar	0.012	0.052	0.050	0.014
182	101827640	Tsamang Gewog	Mongar	0.002	0.000	0.000	0.002
183	102695860	Chimong Gewog	Pema Gatshel	0.015	0.028	0.010	0.033
184	102695859	Chongshing Gewog	Pemagyatshel	0.031	0.029	0.020	0.040
185	102695871	Dungmin Gewog	Pemagyatshel	0.145	0.055	0.025	0.175
186	102695882	Khar Gewog	Pemagyatshel	0.061	0.020	0.014	0.067
187	102695848	Nanong Gewog	Pemagyatshel	0.074	0.076	0.078	0.072
188	102695893	Shumar Gewog	Pemagyatshel	0.122	0.158	0.164	0.116
189	102695906	Yurung Gewog	Pemagyatshel	0.093	0.000	0.050	0.043

SI. No.	Account Number	Operating Agency	Bank Branch	Opening Balance	Receipts	Pay-ments	Closing Balance
190	102695917	Zobel Gewog	Pemagyatshel	0.019	0.040	0.027	0.032
191	103026546	Bumdeling Gewog	Trashiyangtse	0.032	0.393	0.290	0.135
192	103026568	Jamkhar Gewog	Trashiyangtse	0.241	0.000	0.000	0.241
193	103026579	Khamdang Gewog	Trashiyangtse	0.155	0.222	0.015	0.361
194	103026580	Ramjar Gewog	Trashiyangtse	0.091	0.000	0.022	0.069
195	103026591	Toetsho Gewog	Trashiyangtse	0.004	0.037	0.040	0.001
196	103026603	Tongshang Gewog	Trashiyangtse	0.173	0.044	0.073	0.144
197	103026557	Trashiyangtse Gewog	Trashiyangtse	0.168	0.048	0.117	0.098
198	103026614	Yallang Gewog	Trashiyangtse	0.081	0.002	0.050	0.033
199	101675050	Bhalujora Gwoeg	Phuentsholing	0.694	0.112	0.087	0.719
200	101675072	Deorli Gewog	Phuentsholing	0.037	0.029	0.018	0.048
201	101675061	Lokchina Gewog	Phuentsholing	0.043	0.069	0.045	0.067
202	101675083	Lomijingka Gewog	Phuentsholing	0.024	0.051	0.072	0.003
203	101675094	Nichula Gewog	Phuentsholing	0.046	0.012	0.020	0.038
204	101674737	Phuentsholing Gewog	Phuentsholing	0.839	0.077	0.030	0.886
205	103085047	Khatoed Gewog	Gasa	0.121	0.219	0.237	0.103
Gewog Total				18.701	18.881	15.586	21.995
B. JUDICIARY							
1	101910197	Dzongkhag Court, Bumthang	Bumthang	0.035	1.385	0.464	0.956
2	102790468	Dzongkhag Court, Dagana	Dagana	0.001	0.000	0.000	0.001
3	101609950	Dzongkhag Court, Tsirang	Damphu	0.221	0.845	0.980	0.085
4	103085003	Dzongkhag Court, Gasa	Gasa	0.014	0.523	0.536	0.001
5	101217657	Dungkhag Court, Gelephu	Gelephu	0.804	3.366	1.523	2.646
6	101217931	Dungkhag Court, Panbang	Gelephu	0.010	0.000	0.000	0.011
7	102403119	Dzongkhag Court, Haa	Haa	0.001	0.000	0.000	0.001
8	102574298	Dzongkhag Court, Lhuntse	Lhuntse	0.191	0.573	0.446	0.318
9	101829535	Dzongkhag Court, Mongar	Mongar	0.003	0.065	0.050	0.018
10	102251109	Dzongkhag Court, Paro	Paro	1.940	4.239	3.035	3.144
11	102697006	Dzongkhag Court, Pema Gatsel	Pemagatshel	0.000	0.182	0.185	0.003
12	100211859	Dungkhag Court, Phuentsholing	Phuentsholing	74.358	5.897	5.293	74.962
13	102646709	Dzongkhag Court, Punakha	Punakha	0.115	2.227	1.448	0.894

SI. No.	Account Number	Operating Agency	Bank Branch	Opening Balance	Receipts	Pay-ments	Closing Balance
14	101093729	Dzongkhag Court, Samdrup Jongkhar	Samdrup Jongkhar	0.000	0.521	0.398	0.123
15	101415296	Dzongkhag Court, Samtse	Samtse	0.148	2.478	2.281	0.345
16	102747526	Dzongkhag Court, Sarpang	Sarpang	0.625	10.967	11.179	0.413
17	100914953	Supreme Court	Thimphu	1.875	5.256	5.276	1.855
18	100890634	Dzongkhag Court, Thimphu	Thimphu	9.431	31.378	12.617	28.192
19	100890612	High Court	Thimphu	19.658	1.460	18.604	2.515
20	101536413	Dzongkhag Court, Trashigang	Trashigang	0.362	3.070	3.274	0.158
21	103026636	Dzongkhag Court, Tashi Yangtse	Trashiyangtse	0.001	0.957	0.025	0.933
22	102350461	Dzongkhag Court, Trongsa	Trongsa	0.097	0.253	0.077	0.272
23	101281588	Dzongkhag Court, Chhukha	Tsimasham	1.053	4.650	3.612	2.090
24	102079849	Dzongkhag Court, Wangdue Phodrang	Wangdue Phodrang	0.368	0.743	0.788	0.323
25	102536423	Dzongkhag Court, Zhemgang	Zhemgang	0.003	0.123	0.123	0.003
Judiciary Total				111.314	81.157	72.215	120.262
C. CENTRAL SCHOOLS							
1	101910380	Tang Middle Secondary School	Bumthang	0.665	23.222	23.381	0.506
2	200508969	Daga Central School	Dagana	0.000	7.731	0.000	7.731
3	102790616	Gesarling Central School	Dagana	6.527	33.005	32.766	6.766
4	101610172	Mendrelgang Central School	Damphu	6.282	46.695	40.399	12.578
5	101610161	Drukeygang Higher Secondary School	Damphu	2.162	42.659	30.796	14.025
6	101610150	Damphu Higher Secondary School	Damphu	3.400	38.191	41.587	0.003
7	103084951	Bjishong Middle Secondary School	Gasa	3.745	22.587	22.844	3.487
8	200011583	Kamji Central School	Gedu	10.238	28.075	35.326	2.987
9	102486051	Pakshikha Higher Secoundry School	Gedu	8.370	34.173	31.391	11.152
10	101220794	Norbuling Middle Secondary School	Gelephu	0.951	43.624	41.841	2.734
11	200015601	Gongzim Ugyen Dorji Central School	Haa	5.132	30.104	32.307	2.928
12	102403186	Chundu Central School	Haa	2.400	24.643	22.741	4.302
13	200510264	Lhamoyzingkha Central School	Lhamoizingkha	0.000	4.600	0.694	3.906

Sl. No.	Account Number	Operating Agency	Bank Branch	Opening Balance	Receipts	Pay-ments	Closing Balance
14	102574403	Tangmachu Middle Secondary School	Lhuentse	2.786	30.431	31.567	1.650
15	200019399	Autsho Central School	Lhuentse	1.818	20.690	21.015	1.494
16	200506676	Kidheykhar Central School	Mongar	0.000	3.841	1.841	2.000
17	200012372	Yadi Central School	Mongar	3.112	35.536	37.008	1.640
18	101827731	Drametse Middle Secondary School	Mongar	1.125	24.440	23.788	1.777
19	101827720	Chaskhar Middle Secondary School	Mongar	4.294	15.712	16.595	3.411
20	200016412	Gyelpozhing Central School	Mongar	6.509	53.027	53.046	6.490
21	103075844	Nganglam LS School Academy	Nanglam	7.933	49.922	50.742	7.113
22	102256016	Wanakha Central School	Paro	5.604	20.545	18.945	7.203
23	102697506	Yelchen Centre School	Pemagyatshel	1.801	21.345	22.311	0.835
24	200012768	Yurung Central School	Pemagyatshel	2.424	23.271	25.694	0.002
25	200010590	Nangkor Central School	Pemagyatshel	3.021	40.378	42.775	0.624
26	102649187	Punakha Higher Secondary School	Punakha	3.695	31.780	33.148	2.327
27	200515376	Tashidingkha Central School	Punakha	0.000	0.876	0.000	0.876
28	102649450	Dechentsemo Central School	Punakha	1.856	30.558	32.215	0.199
29	200507262	Martshala Central School	Samdrupcholing	0.000	7.461	3.869	3.592
30	20001034	Orong Central School	Samdrup-jongkhar	4.382	33.079	32.450	5.011
31	101096719	Gomdar Central School	Samdrup-jongkhar	4.541	24.839	24.550	4.830
32	101420136	Tendruk Higher Secondary School	Samtse	5.840	51.046	56.134	0.753
33	101420294	Dorokha Central School	Samtse	1.716	32.802	32.904	1.614
34	200014108	Sarpang Central School	Sarpang	6.712	33.289	38.750	1.250
35	200017596	Dungtse Central School	Trashigang	3.160	27.788	28.764	2.185
36	200514554	Jampeling Central School	Trashigang	0.000	5.160	5.160	0.000
37	200014244	Bartsham Central School	Trashigang	2.110	26.047	23.641	4.515
38	101540204	Udzorong Central School	Trashigang	1.957	22.854	24.766	0.045
39	101539899	Rangjung Autonomous School	Trashigang	2.802	38.901	40.828	0.875
40	103026692	Baylling Higher Secondary School	Trashitangtse	2.935	24.364	27.280	0.019

SI. No.	Account Number	Operating Agency	Bank Branch	Opening Balance	Receipts	Pay-ments	Closing Balance
41	200010545	Kunzangling Central School	Trashitangtse	4.400	17.793	21.682	0.512
42	103026705	Tsenkharla Central School	Trashitangtse	2.905	20.323	22.440	0.788
43	102352833	Tshangkha Central School	Trongsa	3.165	17.666	16.372	4.460
44	102353177	Taktse Central School	Trongsa	2.436	25.761	21.029	7.168
45	200011935	Sherubling Central School	Trongsa	5.068	40.148	42.707	2.508
46	200009958	Chukha Central School	Tsimasham	8.453	50.855	52.649	6.659
47	200019004	Jigmeshrubling Central School	Wamrong	3.348	50.974	50.392	3.930
48	101540191	Thrimshing Central School	Wamrong	0.425	20.070	20.452	0.043
49	101539800	Tashitse Higher Secondary School	Wamrong	0.053	1.166	1.192	0.027
50	200020086	Gaselo Central School	Wangdue	10.510	36.614	41.663	5.461
51	102083324	Samtengang Middle Secondary School	Wangdue	1.628	34.372	33.670	2.331
52	200008739	Phobjikha Central School	Wangdue	3.887	25.069	26.578	2.378
53	200017563	Buli Central School	Zhemgang	4.217	21.157	24.585	0.789
54	200515423	Yebilapsa Central School	Zhemgang	0.000	5.210	0.000	5.210
55	102536525	Zhemgang Central School	Zhemgang	0.205	38.827	39.006	0.027
Central Schools Total				182.705	1515.298	1520.276	177.727
D. AUTONOMOUS SCHOOLS							
1	100228909	Phuentsholing Higher Secondary School	Phuentsholing	0.233	37.574	35.986	1.821
2	100891683	Jigme Namgyel Lower Secondary School	Thimphu	2.092	33.299	33.553	1.838
3	100891468	Jigme Losel Primary School	Thimphu	3.288	20.440	22.896	0.832
4	100891479	Khasadrupchu MS School	Thimphu	1.172	31.182	30.359	1.995
5	100927804	Yangchenphu Higher Secondary School	Thimphu	2.034	40.017	41.650	0.402
6	101096639	Samdrupjongkhar MS School Autonomy	Samdrup-jongkhar	0.947	18.831	19.433	0.345
7	101096640	Jomotshangkha MS School	Samdrup-jongkhar	0.243	13.252	13.218	0.276
8	20030946	School Autonomy GHSS	Gelephu	0.001	27.621	27.365	0.256
9	200127611	Gongthung MSS	Trashigang	0.000	17.238	16.401	0.837
10	101832004	School Autonomy Mongar HSS	Mongar	1.222	28.293	28.437	1.078

SI. No.	Account Number	Operating Agency	Bank Branch	Opening Balance	Receipts	Pay-ments	Closing Balance
11	101910379	Jakar HSS School Autonomy	Bumthang	0.206	23.256	23.299	0.164
12	102405015	Tshephel Lower Secondary School	Haa	0.562	17.793	17.528	0.827
13	200067092	Lhuentse Higher Secondary School	Lhuentse	0.001	17.408	16.568	0.841
14	103026716	Ramjar MSS	Trashitangtse	0.016	0.221	0.221	0.017
Autonomous Schools Total				12.017	326.426	326.914	11.529
E. MUNICIPALS							
1	101910357	Municipal Corporation	Bumthang	0.141	0.373	0.327	0.187
2	101610127	Damphu Municipal Corporation	Damphu	0.203	0.914	0.923	0.193
3	101214271	Gelephu Thromde	Gelephu	12.318	25.175	20.987	16.506
4	101214282	Gelephu Thromde	Gelephu	93.590	295.755	323.912	65.433
5	102574390	Municipal Account	Lhuentse	0.411	0.076	0.000	0.487
6	101827719	Mongar Municipal Office	Mongar	1.081	1.905	1.575	1.411
7	102250842	Municipal Corporation	Paro	2.529	5.167	3.092	4.605
8	100222533	Phuentsholing City Corporation	Phuentsholing	47.081	86.481	125.864	7.698
9	100222690	Phuentsholing City Corporation	Phuentsholing	210.911	263.745	265.535	209.121
10	102648912	Municipal Account	Punakha	1.135	0.727	0.003	1.859
11	101090706	Disbursement of Govt. Subsidy A/c	Samdrup-jongkhar	75.139	178.034	170.213	82.960
12	101090717	S/jongkhar Thromde Municipality	Samdrup-jongkhar	8.903	36.682	2.820	42.765
13	101417351	Samtse Municipal Corporation	Samtse	18.017	7.668	7.400	18.285
14	100891796	Thimphu Thromde - (for subsidies)	Thimphu	37.542	787.482	752.619	72.406
15	100902346	Thimphu Thromde	Thimphu	31.527	124.860	90.789	65.598
16	101536399	Urban Development Project	Trashigang	0.416	0.237	0.000	0.653
17	101536402	Dzongkhag Municipal	Trashigang	2.008	0.722	0.394	2.336
18	103026658	Urban Development Project (Duksum)	Trashiyangtse	0.132	0.045	0.000	0.177
19	103026647	Urban Development Project	Trashiyangtse	1.712	0.773	0.372	2.113
20	102079974	Urban Development Project	Wangdue	3.115	4.389	2.606	4.897
21	102536503	Urban Development	Zhemgang	2.285	1.313	2.017	1.581
22	102536514	Urban Development Project	Zhemgang	0.718	0.080	0.000	0.798
Municipal Total				550.913	1822.603	1771.449	602.067

SI. No.	Account Number	Operating Agency	Bank Branch	Opening Balance	Receipts	Pay-ments	Closing Balance
F. OTHERS							
1	000127140158	RF Repayment Account, BoC	BDBL, Thimphu	30.257	45.614	0.206	75.665
2	000127120036	Wangduephodrang Dzong Reconstruction Fund A/c	BDBL, Thimphu	51.499	0.000	30.000	21.499
3	0100005984018	Students Loan Scheme Tertiary Education	BNBL, Thimphu	18.546	0.000	0.000	27.560
4	101910288	Audit Recoveries	Bumthang	0.202	13.455	13.656	0.001
5	101910368	JSWSF	Bumthang	1.000	16.336	14.991	2.344
6	101910200	Brown Swiss Farm	Bumthang	0.016	1.262	1.190	0.088
7	101910313	Officer In-Charge, BAFRA	Bumthang	0.001	0.558	0.558	0.001
8	101910346	CVTI	Bumthang	1.845	4.219	4.125	1.940
9	101910222	National Feed & Fodder Programme	Bumthang	4.528	10.331	8.134	6.725
10	101910324	RRCO	Bumthang	0.093	0.000	0.000	0.093
11	101910211	National Feed & Fodder Programme	Bumthang	0.699	2.205	2.182	0.722
12	101910233	Dzongkhag Agriculture Sector	Bumthang	0.007	0.000	0.000	0.007
13	101610149	Waste Management Fund	Damphu	0.010	0.000	0.000	0.010
14	101610105	Dratshang Dratshang	Damphu	0.623	11.598	11.690	0.531
15	101610092	Audit Recoveries Account	Damphu	0.643	17.366	16.118	1.891
16	102971998	Jigme Namgyel Engineering College	Dewathang	27.096	104.280	102.847	28.529
17	103084962	BAFRA	Gasa	0.005	0.148	0.152	0.001
18	102486039	Gaeddu College of Business Studies	Gedu	4.985	127.751	125.788	6.948
19	101217147	RRCO	Gelephu	7.788	1.839	2.781	6.845
20	101217330	BAFRA	Gelephu	0.001	0.714	0.709	0.005
21	101217931	Panbang Dungkhag	Gelephu	0.010	0.000	0.000	0.011
22	102403006	Imprest Account, BAFRA	Haa	0.001	0.593	0.592	0.001
23	102403017	Dzongkhag Relief Fund	Haa	0.015	0.024	0.000	0.039
24	102574287	BAFRA	Lhuentse	0.001	0.443	0.442	0.002
25	101827673	Regional Revenue Custom Office	Mongar	0.664	0.044	0.049	0.659
26	101827662	BAFRA	Mongar	0.425	0.894	1.318	0.000
27	200387502	College of Social Sciences	Mongar	0.000	91.046	91.046	0.000
28	102249768	Open Air Prisoners Wages	Paro	0.018	0.000	0.000	0.018

SI. No.	Account Number	Operating Agency	Bank Branch	Opening Balance	Receipts	Pay-ments	Closing Balance
29	102249757	Paro College of Education	Paro	61.490	112.284	151.148	22.626
30	102249699	Japanese Non Project Grant Aid 2008, AMC	Paro	42.914	0.000	0.000	42.914
31	102255513	KR- II 2010	Paro	25.911	0.000	0.000	25.911
32	102249791	KR- II, A/C	Paro	1.717	7.128	2.447	6.398
33	102249735	KR- II 2008 Grant	Paro	37.884	0.000	0.000	37.884
34	102250944	AMC KR- II 2007	Paro	18.392	0.000	0.000	18.392
35	102249779	KR- II Grant 2012	Paro	24.358	0.000	0.000	24.358
36	102249746	Officer In-charge, BAFRA	Paro	0.000	0.585	0.584	0.001
37	102250955	AMC Paro [SBA]	Paro	2.379	55.746	50.755	7.370
38	102249724	National Museum	Paro	0.701	0.420	0.495	0.625
39	102255502	Japanese Non Project Grant Aid 2011	Paro	53.426	0.000	36.110	17.316
40	102251267	Regional Revenue and Customs Office	Paro	1.436	4.026	2.889	2.574
41	100219462	Field Division, DoR	Phuentsholing	51.598	2.566	46.577	7.587
42	100219008	Subsidiary Budget Account	Phuentsholing	63.977	379.460	383.923	59.514
43	100211871	College of Science and Technology	Phuentsholing	14.894	141.576	144.506	11.965
44	102646721	Promoting Community Managed Ecotourism	Punakha	0.002	0.000	0.000	0.002
45	200164392	Field Training Centre Punakha Hospital	Punakha	0.000	0.262	0.000	0.261
46	102646856	Gasa Tsachu Welfare Fund	Punakha	0.001	0.000	0.000	0.001
47	101093990	Regional Revenue and Custom Office	Samdrup-jongkhar	0.840	1.053	1.170	0.723
48	101094086	Audit Recoveries	Samdrup-jongkhar	0.055	6.116	4.386	1.786
49	101090693	Bhutan Agriculture Food Regulatory Authority	Samdrup-jongkhar	0.002	0.048	0.050	0.000
50	101091110	BAFRA	Samdrup-jongkhar	0.000	0.924	0.613	0.311
51	101090682	Bhutan Agriculture and Food Regulation	Samdrup-jongkhar	0.000	0.080	0.079	0.001
52	101418377	Samtse College of Education	Samtse	34.315	105.732	106.666	33.381
53	101416539	BAFRA Office	Samtse	0.000	0.307	0.307	0.000
54	101416051	RRCO	Samtse	1.369	0.664	0.745	1.288
55	100891004	Bhutan Access and Benefit Sharing Fund	Thimphu	9.638	3.557	6.671	6.524

Sl. No.	Account Number	Operating Agency	Bank Branch	Opening Balance	Receipts	Pay-ments	Closing Balance
56	100891231	Accounting and Auditing Standard Board of Bhutan	Thimphu	1.241	0.154	0.000	1.395
57	100890781	International Potato Program	Thimphu	0.025	0.000	0.000	0.025
58	100891548	SPL A/c REDD+ Readiness Project	Thimphu	7.040	56.483	62.570	0.954
59	100891060	Rajgir Temple Project	Thimphu	2.653	0.000	0.000	2.653
60	100890623	Audit Recovery Account	Thimphu	12.129	117.353	105.480	24.003
61	100891037	Anti-Corruption Commission	Thimphu	69.770	7.261	0.118	76.913
62	100890678	Football Federation Account	Thimphu	6.013	16.548	15.916	6.645
63	100890656	Sale Proceeds PF Books	Thimphu	3.124	1.192	0.740	3.576
64	100891605	Revolving Fund A/c for Purchase of Duty Vehicles	Thimphu	27.550	0.000	0.000	27.550
65	100917580	Re-Const. of Wangdudphodrang Dzong Fund	Thimphu	4.564	1.798	0.000	6.361
66	100893704	Office of the Attorney General	Thimphu	0.001	0.000	0.000	0.001
67	200331660	Tashichho Dzong Entry Fee Account	Thimphu	0.000	13.250	0.000	13.250
68	100891208	Mini Dairy Plant	Thimphu	0.007	0.000	0.000	0.007
69	100891560	Civil Society Organization Authority	Thimphu	1.920	0.000	1.921	0.000
70	100891480	Jigme Dorji Wangchuk National Referral Hospital	Thimphu	50.320	42.880	36.568	56.632
71	100890689	Department of Revenue and Customs	Thimphu	32.423	583.042	560.932	54.533
72	100890667	Royal Dance Academy	Thimphu	0.137	0.008	0.083	0.062
73	100914613	Dean of The Faculty of Nursing & Public Health	Thimphu	13.930	51.306	54.744	10.493
74	200452959	Bhutan BLSS Economic Census Project	Thimphu	0.000	20.589	1.865	18.724
75	200452879	Bhutan BLSS Economic Census Project	Thimphu	0.000	15.000	14.999	0.001
76	100914624	Others Faculty of Traditional Medicine	Thimphu	3.382	49.777	48.852	4.307
77	100894243	National Land Commission	Thimphu	9.549	16.906	16.535	9.920
78	200654853	National Memorial Chorten Entry Fee Account	Thimphu	0.000	0.482	0.349	0.132

SI. No.	Account Number	Operating Agency	Bank Branch	Opening Balance	Receipts	Pay-ments	Closing Balance
79	200549407	Taksang Entry Fee Account	Thimphu	0.000	10.724	1.095	9.629
80	101536435	Sherubtse College	Trashigang	72.420	198.337	222.303	48.455
81	103026669	BAFRA Imprest Account	Trashiyangtse	0.001	0.217	0.218	0.000
82	103026535	Bumdeling River Bank	Trashiyangtse	0.003	0.000	0.000	0.003
83	103026681	Dzongkhag Kidu Account	Trashiyangtse	0.201	0.762	0.553	0.410
84	102352516	Taa Dzong Museum	Trongsa	0.817	0.316	0.374	0.758
85	102350347	Institute of Language and Culture Studies	Trongsa	0.000	41.036	41.036	0.000
86	102353279	College of Language and Culture Studies	Trongsa	25.768	123.405	117.210	31.963
87	101281667	Officer In-charge, BAFRA	Tsimasham	0.001	0.038	0.038	0.001
88	102077820	College of Natural Resources	Wangdue	31.765	80.499	85.419	26.846
89	102078642	BAFRA, MoAF	Wangdue	0.057	0.337	0.394	0.000
Others Total				975.089	2722.954	2759.008	948.049
F. ENDOWMENT FUNDS							
1	100891286	Education Endowment Fund	Thimphu	0.113	0.000	0.000	0.113
2	100891413	Sherig Endowment Fund	Thimphu	10.107	0.400	8.623	1.884
3	100891650	Art and Culture Endowment Fund	Thimphu	10.000	0.000	0.000	10.000
Endowment Funds Total				20.219	0.400	8.623	11.997
GRAND TOTAL				1,870.958	6,487.720	6,474.072	1,893.627

Source: Banks and DPA

NOTES TO ACCOUNTS:

1. **The basis of preparation and presentation of Financial Statements of the Royal Government of Bhutan**

a) **Statement of Compliance**

The Annual Financial Statements (AFS) of the Royal Government of Bhutan (RGoB) for the Fiscal Year (FY) 2016-2017 have been prepared by the Department of Public Accounts (DPA), Ministry of Finance (MoF) in accordance with the provisions of the Public Finance Act (PFA), 2007 and Public Finance Amendment Act 2012 and the Financial Rules and Regulations (FRR), 2016.

b) **Basis of Preparation of the Accounts**

The Consolidated Receipts and Payments Statement is based on the monthly accounts of the budgetary bodies recorded in the Public Expenditure Management System (PEMS) and other statements are based on the information received from other relevant agencies and organizations.

c) **Internal Borrowings**

The fund received through the issuance of treasury bills (T-Bills) are directly received in the Budget Fund Account (BFA). The repayment thereof is also routed through the same Budget Fund Account. The details of the T-bills raised and redeemed are disclosed as footnotes under Statement of Financing and Variance. Only the net amount, if any, at the end of the FY are reflected in the internal borrowings and outstanding loans.

1. **External Grants**

The grants received during the FY are reported on net-basis. During the FY 2016-17, the Government received a total grant of Nu. 12,986.752 million which is about 8.10 percent of the Gross Domestic Product (GDP). The total receipts decreased by 12.78 percent over the last FY. The decrease in the grants receipt is due to the receipt of program grants amounting to Nu. 1,065.015 million from the Asian Development Bank (ADB) in the previous FY and decrease in receipt from the Government of India (GoI) against the Project Tied Activities (PTA).

2. **Borrowings**

Like grants, loans were also reported on the net-basis. The total borrowings by the Government amounted to Nu. 13,187.581 million for the FY 2016-17. During the fiscal year, Nu. 59,614.518 million was raised through the issuance of series of treasury bills for the purpose of cash management, of which Nu. 49,654.599 million was redeemed and a balance of Nu. 9,959.919 million was rolled over to the next fiscal year.

The total borrowings excludes the amount directly disbursed by the Government of India to the project authorities of Punatshangchhu I (Nu. 2,000.000 m), Punatshangchhu II (Nu. 8,494.686 m), and Mangdechhu (Nu. 941.000 m).

3. Interest payment

The total interest payment during the FY amounted to Nu. 1,998.715 million. This consists of Nu. 161.807 million on internal borrowings and Nu. 1,836.908 million on external borrowing.

4. Subsidies and Transfers

During the FY, the actual expenditure on account of subsidies and transfers to financial, non-financial institutions and individuals/non-profit organizations amounted to Nu. 3,449.307 million.

5. Loan repayment

The principal repayment of loans during the FY 2016-17 amounted to Nu. 2,703.336 million. This consists of Nu. 9.194 million for internal borrowings and Nu. 2,694.142 million for external borrowings.

6. On lending

The loan proceeds which are on-lent to the State Owned Enterprises (SoEs) prior to 2014 were denominated in Ngultrum with interest rate higher than what RGoB normally pays to the external creditors. This is because the exchange rate risk are borne by the RGoB and the amount recovered from the SoEs are generally less than what is repaid to the creditors due to exchange rate fluctuations.

However, from the year 2014, the RGoB has started on-lending to the SoEs on the same terms and conditions as in the original Loan Agreement with the exchange rate risk passed on to the SoEs. On lending during the FY 2016-17 was Nu. 42.114 million.

7. Government Outstanding debt

The total government debt outstanding as on 30th June 2017 is Nu. 170,256.761 million, of which Nu. 10,057.344 million accounts for domestic debt and Nu. 160,199.417 million for external debt. The external debts includes borrowings from GoI on account of Standby Credit Facilities of Nu.7,000.000 million, Punatsangchhu I of Nu. 44,543.687 million, Punatsangchhu II of Nu. 35,982.186 million, Mangdechhu of Nu. 29,230.330 million and Tala of Nu. 2,013.887 million.

8. Domestic Outstanding Debt

The domestic loan outstanding was Nu. 10,057.344 million as at 30 June 2017, which represents Nu. 57.344 million against National Pension & Provident Fund (NPPF) and Nu. 10,000.000 million against treasury bills.

9. External Debt outstanding

The total external debt outstanding as at 30 June 2017 stood at Nu. 160,199.417 million or equivalent of USD 2,478.141 million. The total outstanding external debt to GDP ratio has reached 100.29%. The external debt in convertible currency (other than GoI) is about USD 634.105 million, equivalent to Nu. 40,991.727 million.

10. Government Equity Holdings

The government equity holding in various SOEs and Corporations stood at Nu. 49,477.620 million as at 30 June 2017. This includes government share holdings in DHI owned and linked companies.

11. Government Guarantees

The total government guarantees issued stood at Nu. 101.199 million as at 30 June 2017. The guarantees consist of Rural Credit including SME loans to Bhutan Development Bank Limited (BDBL), import of furnace to BFAL and working capital to Dharma Industries.

12. Current Deposit Accounts

There are 421 Current Deposits (CD) Accounts as at 30 June 2017 operated by the various agencies. Of the total, 205 are operated by Gewogs, 25 by Judiciary, 22 by Municipal Corporations and 169 by others. The closing balance of the Current Deposit as at 30 June 2017 is presented below:

STATEMENT OF CURRENT DEPOSIT ACCOUNT			
Sl. No.	Account Type	Number of Accounts	Closing Balance (Nu. in million)
1	Gewogs	205	21.995
2	Judiciary	25	120.262
3	Municipalities	22	602.067
4	Others	169	7,149.613
Total		421	7,893.937

13. Trust Fund and Revolving Fund

There are three trust fund accounts, four revolving fund accounts and refundable deposit account with a total balance of Nu. Nu. 6,000.310 million as on June 30, 2017 as detailed hereunder:

Table 27: STATEMENT OF REFUNDABLE DEPOSIT, REVOLVING FUND AND TRUST FUND ACCOUNTS FOR THE FY 2016-17

Sl. No.	Operating Agency	Opening Balance	Receipts	Pay-ments	Closing Balance
1	Refundable Deposits Account	774.376	983.249	1,181.140	576.484
2	Bhutan Trust Fund for Environmental Conservation	3,237.888	354.876	137.852	3,454.912
3	Bhutan Health Trust Fund	1,496.040	361.288	218.722	1,658.316
4	Cultural Heritage Trust Fund	4.183	-	-	4.183
5	Revolving Fund Account for Two Wheelers, Ministry of Agriculture & Forests	4.673	2.193	-	6.866
6	National Centre for Animal Health	11.083	1.842	1.660	11.265
7	Sales Proceeds Revolving Fund of National Plant Protection Centre	16.414	23.968	20.482	19.900
8	Bhutan Information Communication and Media Authority	265.022	53.494	50.132	268.384
Total		5,809.678	1,780.909	1,609.988	6,000.310

Source: BoBL, BNBL
