



**ANNUAL FINANCIAL STATEMENTS OF  
THE ROYAL GOVERNMENT OF BHUTAN  
FOR THE YEAR ENDED 30 JUNE 2012**

Department of Public Accounts  
Ministry of Finance



**ANNUAL FINANCIAL STATEMENTS  
of the ROYAL GOVERNMENT of BHUTAN  
for the YEAR ENDED 30 JUNE 2012**

Department of Public Accounts  
Ministry of Finance



དངུལ་རྩིས་ལྷན་ཁག།  
**Royal Government of Bhutan**  
**Ministry of Finance**  
**Thimphu**



25<sup>th</sup> December 2012

**STATEMENT OF RESPONSIBILITY**

The Annual Financial Statements (AFS) of the Royal Government of Bhutan (RGoB) for the Fiscal Year 2011-12 have been prepared by the Department of Public Accounts (DPA), Ministry of Finance (MoF) in accordance with the provisions of the Public Finance Act of the Kingdom of Bhutan, 2007, Public Finance (Amendment) Act, 2012 and the Financial Rules and Regulations 2001.

The financial statements are prepared based on the monthly accounts of the budgetary bodies recorded in the Public Expenditure Management System (PEMS) and information received from other relevant agencies and organizations. The AFS presents the financial position of the RGoB as at 30<sup>th</sup> June 2012.

We accept the responsibility for the reliability and completeness of the financial statements.

**[Wangdi Norbu]**  
**Finance Minister**  
Ministry of Finance

**[Choiten Wangchuk]**  
**Director**  
Department of Public Accounts



རྒྱལ་ཁུངས་ཚུལ་ཞིབ་དབང་འཛིན།

**ROYAL AUDIT AUTHORITY**  
Bhutan Integrity House

*Reporting on Economy, Efficiency & Effectiveness in the use of Public Resources*



## AUDITOR GENERAL'S REPORT ON THE ANNUAL FINANCIAL STATEMENTS OF THE ROYAL GOVERNMENT OF BHUTAN FOR THE FINANCIAL YEAR ENDED 30 JUNE 2012

The Royal Audit Authority (RAA) has audited the accompanying Annual Financial Statements of the Royal Government of Bhutan (RGoB) for the Financial Year ended 30 June 2012, which comprises of:

- i. Consolidated receipts & payments statement and schedule forming part of it;
- ii. Summary of original and revised budget estimates and variations with actual outcome;
- iii. Statement of outstanding loans;
- iv. Statement of equity portfolio of the Government;
- v. Statement of the operations of Refundable Deposits Account, Revolving & Trust Funds; and
- vi. Government Consolidated Account Reconciliation Statement

The audit was conducted by the RAA as required under the Audit Act of Bhutan 2006 and the Public Finance Act of Bhutan 2007.

### Responsibility of the Ministry of Finance for the Financial Statements

The Ministry of Finance is responsible for preparation and fair presentation of these financial statements in accordance with the Public Finance Act 2007 and Financial Rules and Regulations 2001. This responsibility includes, designing, implementing and maintaining internal control relevant to the preparation and fair presentation of Financial Statements that are free from material misstatements, whether due to fraud or error; selecting and applying appropriate accounting policies and making accounting estimates that are reasonable in the circumstances.

### RAA's responsibility

The RAA's responsibility is to express an opinion on these Financial Statements based on its audit. The RAA conducted the audit in accordance with RAA's Auditing Standards and Generally Accepted Auditing Standards. These standards require that the RAA plans and perform the audit to obtain reasonable assurance about whether the Financial Statements are free from material misstatements.

### Scope of Audit

An audit involves performing procedures to obtain audit evidence about the amounts and disclosures in the financial statements. The procedures selected depend on auditor's judgement, including the risk of material misstatements of the financial statements, whether due to fraud or error. In making those risk assessments, the auditor considers internal controls relevant to the entity's preparation and fair presentation of the financial statements in order to design audit procedures that are appropriate in the circumstances, but not for the purpose of expressing an opinion on effectiveness of the entity's internal control.

As per the information made available by the DPA, there are 517 Letter of Credit (LC) Accounts and 170 Project Letter of Credit (PLC) Accounts. Of the total, the RAA had audited and issued report for 223 LC Accounts and 32 PLC Accounts as on March 2013 for the Fiscal Year ended 30 June 2012. The audited agencies comprise mostly of bigger agencies. For those accounts that are yet to be audited, the RAA had relied upon the year end accounts submitted by the respective agencies.

The RAA believes that the audit evidence obtained by it is sufficient and appropriate to provide a basis for its audit opinion.

*"Every individual must strive to be principled. And individuals in positions of responsibility must even strive harder".*

*- His Majesty The King Jigme Khesar Namgyel Wangchuck*

P.O. Box: 191, Kawangjanga, Thimphu : Bhutan. Tel: 322111 / 322833, Fax: 323491.

Website: [www.bhutanaudit.gov.bt](http://www.bhutanaudit.gov.bt) email: [info@bhutanaudit.gov.bt](mailto:info@bhutanaudit.gov.bt)

## Basis of "Qualified" Audit Opinion


---

Statement of Other Receipts & Payments (*Schedule – 9 of Consolidated Receipts & Payments Statement*) includes errors and omissions of Nu.0.110 million representing difference in the Consolidated Receipts & Payments. Pending reconciliation of this difference, which is under progress, the impact in these accounts is currently not ascertainable.

## Opinion

---

In RAA's opinion, *except for the effect of the matter referred under Basis of Qualified Audit Opinion* above, the Consolidated Receipts & Payments Statement together with the schedules attached thereto, including the Notes to Accounts present fairly, in all material respect the financial operations of the Royal Government of Bhutan for the year ended 30 June 2012 and the position of the Outstanding Loans, Equity Portfolio of the Government, Refundable Deposits, Revolving & Trust Funds as on that date as required by the Public Finance Act 2007 and the Financial Rules & Regulations 2001 in the manner so required.

  
(Ugen Chewang)  
Auditor General of Bhutan

Dated: 10 May 2013  
Place: Thimphu



*"Every individual must strive to be principled. And individuals in positions of responsibility must even strive harder".*

*- His Majesty The King Jigme Khesar Namgyel Wangchuck*

P.O. Box: 191, Kawangjangsa, Thimphu : Bhutan. Tel: 322111 / 322833, Fax: 323491.

Website: [www.bhutanaudit.gov.bt](http://www.bhutanaudit.gov.bt) email: [info@bhutanaudit.gov.bt](mailto:info@bhutanaudit.gov.bt)

## List of Abbreviations

<b>ADB</b>	Asian Development Bank
<b>AFS</b>	Annual Financial Statements
<b>BDBL</b>	Bhutan Development Bank Limited
<b>BFA</b>	Budget Fund Account
<b>BHPC</b>	Basochhu Hydro Power Corporation
<b>BHTF</b>	Bhutan Health Trust Fund
<b>BoBL</b>	Bank of Bhutan Limited
<b>BTL</b>	Bhutan Telecom Limited
<b>CDG</b>	Constitutional Development Grant
<b>CHPC</b>	Chhukha Hydro Power Corporation
<b>CIT</b>	Corporate Income Tax
<b>CFA</b>	Consolidated Fund Account (Changed from Government Consolidated Account)
<b>RoD (Danida)</b>	Representation Office of Denmark
<b>DGPCL</b>	Druk Green Power Corporation Limited
<b>DNB</b>	Department of National Budget
<b>DPA</b>	Department of Public Accounts
<b>DRC</b>	Department of Revenue and Customs
<b>FRR</b>	Financial Rules and Regulations
<b>FY</b>	Fiscal Year
<b>GDP</b>	Gross Domestic Product
<b>GNHC</b>	Gross National Happiness Commission
<b>GoA</b>	Government of Austria
<b>GoD</b>	Government of Denmark
<b>GoI</b>	Government of India
<b>IDA</b>	International Development Assistance
<b>IFAD</b>	International Fund for Agriculture Development
<b>JICA</b>	Japan International Cooperation Agency
<b>KFAED</b>	Kuwait Fund for Arab Economic Development
<b>KHPC</b>	Kurichhu Hydro Power Corporation
<b>MYRB</b>	Multi-Year Rolling Budget
<b>NPPF</b>	National Pension and Provident Fund
<b>PEMS</b>	Public Expenditure Management System
<b>PFA</b>	Public Finance Act
<b>PIT</b>	Personal Income Tax
<b>RE</b>	Rural Electrification
<b>RGoB</b>	Royal Government of Bhutan
<b>RMA</b>	Royal Monetary Authority
<b>SA</b>	Spending Agencies
<b>THPC</b>	Tala Hydro Power Corporation
<b>WB</b>	World Bank
<b>WMA</b>	Ways and Means Advance
<b>T-Bills</b>	Treasury Bills

## CONTENTS

PageNo

<b>i</b>	<b>Statement of Responsibility</b>	<b>i</b>
<b>ii</b>	<b>Auditor General's Report</b>	<b>ii</b>
<b>iii</b>	<b>List of Abbreviations</b>	<b>iii</b>
<b>iv</b>	<b>Table of Contents</b>	<b>iv</b>
<b>1</b>	<b>Introduction</b>	<b>1</b>
<b>2</b>	<b>Overview</b>	<b>1</b>
<b>3</b>	<b>Budget Estimates, Actual Outcomes and Financing</b>	<b>2</b>
<b>4</b>	<b>Receipts &amp; Payments</b>	<b>3</b>
<b>5</b>	<b>Government Receipt by Sources</b>	<b>4</b>
5.1	Internal Revenue	5
5.2	External Grants	7
5.3	Borrowings	7
5.3.1	Internal	8
5.3.2	External	8
5.4	Recovery of Loans	9
5.5	Other Receipts & Payments	9
<b>6</b>	<b>Operational Results</b>	<b>10</b>
6.1	Expenditure Growth	10
6.1.1	Current Expenditure	11
6.1.2	Government Subsidy Payment	13
6.1.3	Interest Payment	13
6.1.4	Capital Expenditure	18
6.1.5	On-Lending	20
6.1.6	Loan Repayment	20
6.1.7	Sector wise Expenditure	25
<b>7</b>	<b>Government Debt Position</b>	<b>27</b>
7.1	Domestic Debt	27
7.2	External Debt	27
<b>8</b>	<b>Government Equity Holdings</b>	<b>34</b>
<b>9</b>	<b>Government Guarantees</b>	<b>34</b>
<b>10</b>	<b>Government Consolidated Account</b>	<b>38</b>
<b>11</b>	<b>Government Budget Fund Account</b>	<b>38</b>
<b>12</b>	<b>Refundable Deposit, Revolving and Trust Funds</b>	<b>39</b>
<b>13</b>	<b>Current Deposits Account</b>	<b>40</b>

## GRAPHS

I	Government Receipts by Sources	5
II	Total Expenditure for FY 2010-11 & 2011-12	11
III	Internal Revenue and Current Expenditure comparison	12
IV	Statement of Interest payments	14
V	Repayment of Principal loans	21
VI	Summary of expenditure by Sectors	26

## TABLES

Table 1	Budget and Actual Comparison and Financing	3
Table 2	Consolidated Receipts & Payments Statement	4
Table 3	Government Receipt by Sources	5
Table 4	Summary of Revenue Collection	6
Table 5	International Assistancess (Grants) received	7
Table 6	International Assistancess (Loans) received	8
Table 7	Recovery of Loans for the FY 2011-2012	9
Table 8	Statement of Other Receipts & Payments	9
Table 9	Summary of Expenditure	10
Table 10	Current Expenditure & Internal Revenue Comparison	12
Table 11	Government Subsidy Payment	13
Table 12	Expenditure on Interest Payment	14
Table 13	Interest Payment on Loans - By Lender	15
Table 14	Interest Payment on Loans – By RGoB & Corpn.	16
Table 15	Capital & Repayment Expenditure comparison with Grants & Borrowings	20
Table 16	Statement of On-Lending	20
Table 17	Repayment of Principal Loans – Summary	21
Table 18	Repayment of Principal Loans - By Lender	21
Table 19	Repayment of Principal Loans - By RGoB & Corpn	23
Table 20	Summary of Expenditure by Sectors	25
Table 21	Summary of Revised Budget and Actual Expenditure	26
Table 22	Statement of Outstanding Loans – Summary	28
Table 23	Statement of Outstanding Loans – Detailed	29
Table 24	Statement of Government Equity Holdings	35
Table 25	Statement of Government Guarantees	37
Table 26	Reconciliation of Govt. Consolidated Account	38
Table 27	Reconciliation of Govt. Budget Fund Account	39
	<i>Annexure 1 - Credit as per Cashbook but not in BOB</i>	39
	<i>Annexure 2 - Credit as per BOB but not in Cashbook</i>	39
Table 28	Statement of Refundable deposit, Revolving and Trust Funds	40
Table 29	Summary of Current Deposits Account	40



## SCHEDULES

Schedule 1	Schedule of Revised Budget and Actual Outcomes	41
Schedule 2	Schedule of Expenditure Summary by Object Class	54
Schedule 3	Schedule of Grants received: by Donor	57
Schedule 4	Schedule of Loans received: by Lender	92
Schedule 5	Schedule of Expenditure Summary by Function	93
Schedule 6	Schedule of Non-Revenue Deposits	164
Schedule 7	Schedule of Other Recoveries and Remittances	165
Schedule 8	Schedule of Revenue Receipts and Remittances	172
Schedule 9	Schedule of Miscellaneous Receipts and Payments	180
Schedule 10	Schedule of Dishonored Cheques	187
Schedule 11	Schedule of Advances and Suspense	190
Schedule 12	Schedule of Government Current Deposits Account	201
Schedule 13	Schedule of Tax Revenue	210
Schedule 14	Schedule of Non Tax Revenue	213
Schedule 15	Notes to Accounts	216

## 1. INTRODUCTION

The Annual Financial Statements (AFS) reporting on the budgetary operations of the Royal Government of Bhutan (RGoB) for the Fiscal Year (FY) 2011-12 has been prepared by the Department of Public Accounts (DPA) as per the provisions of the Public Finance Act, 2007 (PFA 2007) and Public Finance (Amendment) Act 2012 and the Financial Rules and Regulations, 2001 (FRR 2001).

The financial statements are based on the monthly accounts of the budgetary bodies recorded in the Public Expenditure Management System (PEMS) and information received from other relevant agencies and organizations. The statements and schedules presented in the AFS reflect the financial position of the RGoB as of 30th June 2012.

## 2. OVERVIEW

The FY 2011-12 started with an approved budget of Nu. 37,923.257 million and an estimated resources of Nu. 32,546.035 million, resulting in a fiscal deficit<sup>1</sup> of Nu. 5,377.222 million and a resource gap<sup>2</sup> of Nu. 5,327.436 million. However, with an actual realized resources of Nu. 32,646.355 million and the actual outcome of Nu. 33,688.009 million, the FY 2011-12 ended with a fiscal deficit of Nu. 1,041.654 million and a resource gap of Nu. 2,048.802 million. The fiscal deficit and resource gap is about 1.1 percent and 2.2 percent of GDP<sup>3</sup> respectively.

The total Government expenditure during the FY 2011-12 amounted to Nu. 34,842.762 million accounting for 38.2 percent of the GDP and registering an increase of 18 percent from the previous FY. The variance between the revised budget and the budget outturn was estimated at 11.8 percent.

The Government debt stock outstanding as on 30th June 2012 was estimated at Nu. 62,813.105 million equivalent to US\$ 1,097.748 million<sup>4</sup> which is about 68.8 percent of the estimated GDP. The outstanding Government Equity Holdings and Government Guarantees as on 30th June 2012 are estimated at Nu. 45,204.446 million and Nu. 2,897.639 million<sup>5</sup> respectively.

---

1. *Fiscal deficit/surplus = (taxes + fees and income from property and enterprises + proceeds from sale of land and other capital assets + recovery of on-lending + grants) – (current expenditures + capital expenditures + lending). Source: FRR 2001.*

2. *Resource gap = (taxes + fees and income from property and enterprises + proceeds from sale of land and other capital assets + recovery of on-lending + grants + project tied borrowings – (current expenditures + capital expenditures + on-lending + repayments).*

3. *GDP as per National Statistics Bureau is Nu. 91,249.081 million*

4. *Refer Table 22 & Table 23.*

5. *Refer Table 24 & Table 25.*

### **3. BUDGET ESTIMATES, ACTUAL OUTCOMES AND FINANCING**

The FY 2011-12 started with an approved budget of Nu. 37,923.257 million and an estimated resources of Nu. 32,546.035 million with a fiscal deficit of Nu. 5,377.222 million. Since the estimated project-tied borrowing of Nu. 2,403.196 million was higher than the scheduled loan repayment of Nu. 2,353.410 million, the resource gap was estimated at Nu. 5,327.436 million.

During the FY, the approved budget was revised to Nu. 38,482.712 million and the estimated resources to Nu. 35,095.134 million. At the end of FY, the actual outcome was Nu. 33,688.009 million and the total realized resources was Nu. 32,646.355 million. This has resulted in a fiscal deficit of Nu. 1,041.654 million. Further, with the principal loan repayment of Nu. 7220.014 million exceeding the actual project-tied borrowings of Nu. 62,121.866 million by Nu. 1,007.148 million, there was a resource gap of Nu. 2,048.802 million.

The statement of the comparison of approved and revised budget with that of actual outcome and financing of the balances is presented in Table 1.

**Table 1: FINANCING AND VARIANCE FOR THE FY 2011-2012**

	Particulars	Nu. in million			% Variance	
		Original Budget	Revised Budget	Actual Outcomes	Original Vs Revised	Revised Vs Actual
<b>A</b>	<b>RESOURCES</b>	<b>32,546.035</b>	<b>35,095.134</b>	<b>32,646.355</b>	<b>7.8%</b>	<b>-7.0%</b>
	<b>I. Domestic Revenue</b>	<b>18,606.980</b>	<b>19,154.759</b>	<b>20,354.462</b>	<b>2.9%</b>	<b>6.3%</b>
	i. Tax	12,857.021	13,446.223	14,676.929	4.6%	9.2%
	ii. Non-Tax	5,749.959	5,708.536	5,677.533	-0.7%	-0.5%
	<b>(II. Other Receipts (Net</b>	<b>79.933</b>	<b>877.473</b>	<b>(209.627)</b>	<b>997.8%</b>	<b>-123.9%</b>
	<b>III. Grants</b>	<b>13,859.122</b>	<b>15,062.902</b>	<b>12,501.520</b>	<b>8.7%</b>	<b>-17.0%</b>
	<b>i. Programme grants</b>	<b>1,900.740</b>	<b>1,808.740</b>	<b>1,721.654</b>	<b>-4.8%</b>	<b>-4.8%</b>
	a) Gol	1,400.000	1,400.000	1,400.000	0.0%	0.0%
	b) Other Donors	500.740	408.740	321.654	-18.4%	-21.3%
	<b>ii. Project-tied grants</b>	<b>11,958.382</b>	<b>13,254.162</b>	<b>10,779.866</b>	<b>10.8%</b>	<b>-18.7%</b>
	a) Gol	8,894.098	9,452.770	7,603.442	6.3%	-19.6%
	b) Other Donors	3,064.284	3,801.392	3,176.424	24.1%	-16.4%
<b>B</b>	<b>OUTLAY</b>	<b>37,923.257</b>	<b>38,482.712</b>	<b>33,688.009</b>	<b>1.5%</b>	<b>-12.5%</b>
	<b>I. Total Expenditure</b>	<b>38,020.166</b>	<b>39,519.286</b>	<b>34,842.762</b>	<b>3.9%</b>	<b>-11.8%</b>
	i. Current	17,185.309	17,286.159	16,705.648	0.6%	-3.4%
	ii. Capital	20,834.857	22,233.127	18,137.114	6.7%	-18.4%
	<b>II. Net Lending</b>	<b>(96.909)</b>	<b>(1,036.574)</b>	<b>(1,036.573)</b>	<b>969.6%</b>	<b>0.0%</b>
	<b>III. Advance/Suspense(Net</b>	<b>-</b>	<b>-</b>	<b>(118.180)</b>	<b>-</b>	<b>-</b>
<b>C</b>	<b>OVERALL BALANCE</b>	<b>(5,377.222)</b>	<b>(3,387.578)</b>	<b>(1,041.654)</b>	<b>-37.0%</b>	<b>-69.3%</b>
<b>D</b>	<b>FINANCING</b>	<b>5,377.222</b>	<b>3,387.578</b>	<b>1,041.654</b>	<b>37.0%</b>	<b>69.3%</b>
	<b>Net Borrowings</b>	<b>49.786</b>	<b>(1,269.132)</b>	<b>1,007.148)</b>	<b>-2649.2%</b>	<b>-20.6%</b>
	i. Borrowings	2,403.196	5,139.225	6212.866	113.8%	5.1%
	ii. Repayments	2,353.410	6,408.357	7220.014	172.3%	0.0%
	<b>RESOURCE GAP</b>	<b>(5,327.436)</b>	<b>(4,656.710)</b>	<b>(2,048.802)</b>	<b>-12.6%</b>	<b>-56.0%</b>

*Source: Department of Public Accounts*

#### **4. RECEIPTS PAYMENTS**

The Consolidated Receipts and Payments Statement along with the sources and applications of funds for the FY 2011-12 is presented below in Table 2. The FY started with negative opening balance of Nu. 15.626 million and also ended with negative Nu. 2,064.428 million.

**Table 2: CONSOLIDATED RECEIPTS & PAYMENTS STATEMENT FOR THE FY 2011-12**

SL .No	RECEIPTS	SCHEDULE	(Nu. in million)		SL .No	PAYMENTS	SCHED- ULE	(Nu. in million)	
			2011-12	2010-11				2011-12	2010-11
i	Opening Balances		(15.626)	1,361.079	i	Expenditure	Sched- ule 2	34,842.762	29,521.905
	i) Cash		-	27.744		i) Current		16,705.648	14,735.058
	ii) Bank		(15.626)	1,333.335		ii) Capital		18,137.114	14,786.847
ii	Internal Revenue		20,354.462	17,458.797	ii	Repayment of Loans	Table 17	7,220.014	2,816.042
	i) Tax Revenue	Schedule 13	14,676.929	11,593.488		i) Internal		4,991.397	674.677
	ii) Non Tax Revenue	Schedule 14	5,677.533	5,865.309		ii) External		2,228.617	2,141.365
iii	External Grants	Table 5	12,501.520	10,497.727	iii	Lendings	Table 16	875.010	986.679
	i) Cash		11,780.968	8,901.136		i) To Individuals		-	-
	ii) Kind		720.552	1,596.591		ii) To Corporations		875.010	986.679
iv	Borrowings	Table 6	6,212.866	3,110.010	iv	Other Payments	Table 8	6,803.638	6,145.206
	i) Internal		5,207.431	499.375	v	Increase in Advances/ Suspense	Schedule 11.1 & 11.2	10,934.429	8,332.062
	ii) External		1,005.435	2,610.635					
v	Recovery of Loans	Table 7	1,911.583	1,893.285	vi	Closing Balances		(2,064.428)	(15.626)
vi	Other Receipts	Table 8	6,594.011	6,360.441		i) Cash		-	-
vii	Decrease in Advance/ Suspense	Schedule 11.1 & 11.2	11,052.609	7,104.929		ii) Bank		(2,064.428)	(15.626)
	<b>TOTAL RECEIPTS</b>		<b>58,611.425</b>	<b>47,786.268</b>		<b>TOTAL PAY- MENTS</b>		<b>58,611.425</b>	<b>47,786.268</b>

*Source: DPA, DRC, BoBL and Spending Agencies*

## 5. GOVERNMENT RECEIPTS BY SOURCES

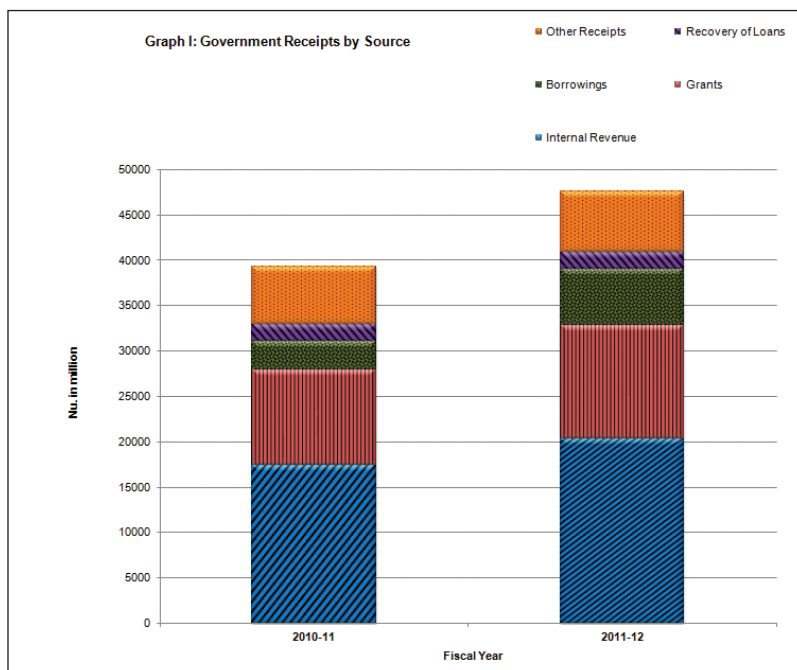
The total receipts for the FY 2011-12 amounted to Nu. 47,574.442 million. Of the total receipts, internal revenue and borrowings accounted for 43.8 percent and 13.1 percent respectively. The proceeds from international assistance (Grants) accounted for 26.3 percent followed by other receipts 13.9 percent and recovery of loans by 4.0 percent of the total receipts. The details of receipts for the FY 2011-12 and the percentage composition of each source of receipt along with the percentage change is presented in Table 3.

**Table 3: GOVERNMENT RECEIPTS BY SOURCES**

Sl. No.	SOURCES	(Nu. in millions)		% of Total	% Change	% of GDP
		2010-11	2011-12			
1	Internal Revenue	17,458.792	20,354.462	42.8%	16.6%	22.3%
2	Grants	10,497.727	12,501.520	26.3%	19.1%	13.7%
3	Borrowings	3,110.010	6,212.866	13.1%	99.8%	6.8%
	a. Internal	499.375	5,207.431	10.9%	942.8%	5.7%
	b. External	2,610.635	1,005.435	2.1%	-61.5%	1.1%
4	Recovery of Loans	1,893.285	1,911.583	4.0%	1.0%	2.1%
5	Other Receipts	6,360.441	6,594.011	13.9%	3.7%	7.2%
	<b>Total</b>	<b>39,320.255</b>	<b>47,574.442</b>	<b>100.0%</b>	<b>21.0%</b>	<b>52.1%</b>

Source: DRC, GNHC and DPA

The information in the above statement is presented in a graphic form below.



### 5.1. INTERNAL REVENUE

The total internal revenue realized during the FY 2011-12 was Nu. 20,354.462 million recording an overall increase of 16.6 percent over the previous FY and is about 22.3 percent of GDP. The growth in the internal revenue is mainly attributed to increase in

direct tax by 12 percent and indirect tax by 59.5 percent. Under the Direct tax, Royalties increased by 56.7 percent and Personal Income Tax (PIT) by 31.2 percent due to increase in tourism income, royalty on hydro-power and improved assessment of PIT. Under the Indirect Tax, Excise Duty increased by 76.7 percent, Bhutan Sales Tax (BST) by 46.2 percent and Import Duty by 43.3 percent mainly due to excise duty refund from GoI, Sales Taxes on beer and aerated water, goods and commodities and increase in the volume of imports from third countries.

However, the Non-Tax Revenue decreased by 3.2 percent mainly on account of fall in the transfer of profits by 36.1 percent and administrative fees and charges by 13.6 percent. The drop in the administrative fees and charges are from house rent, depot surcharge on petroleum products and hire charges.

A statement of revenue collected during the FY 2011-12 and its comparison to the FY 2010-11 is presented in Table 4.

Code	REVENUE HEADS	Nu. in millions		% Change	% of GDP
		2010-11	2011-12		
<b>1</b>	<b>Tax Revenue</b>	<b>11,593.486</b>	<b>14,676.929</b>	<b>26.6%</b>	<b>16.1%</b>
<b>1.1</b>	<b>Direct Tax</b>	<b>8,025.582</b>	<b>8,987.042</b>	<b>12.0%</b>	<b>9.8%</b>
1.1.1	Corporate Income Tax	5,109.892	5,186.094	1.5%	5.7%
1.1.2	Business Income Tax	1,109.880	1,299.153	17.1%	1.4%
1.1.3	Personal Income Tax	704.925	925.178	31.2%	1.0%
1.1.4	Other Direct Tax Revenue	389.505	461.994	18.6%	0.5%
1.1.5	Royalties	711.380	1,114.623	56.7%	1.2%
<b>1.2</b>	<b>Indirect Tax</b>	<b>3,567.904</b>	<b>5,689.887</b>	<b>59.5%</b>	<b>6.2%</b>
1.2.1	Bhutan Sales Tax	1,636.413	2,392.361	46.2%	2.6%
1.2.2	Excise Duty	1,605.342	2,836.922	76.7%	3.1%
1.2.3	Import Duty	305.946	438.379	43.3%	0.5%
1.2.4	Other Indirect Tax	20.203	22.225	10.0%	0.0%
<b>2</b>	<b>Non Tax Revenue</b>	<b>5,865.311</b>	<b>5,677.533</b>	<b>-3.2%</b>	<b>6.2%</b>
<b>2.1</b>	<b>Fees, Dividends &amp; Profits</b>	<b>5,771.994</b>	<b>5,571.695</b>	<b>-3.47%</b>	<b>6.1%</b>
2.1.1	Administrative Fees & Charges	389.925	336.753	-13.6%	0.4%
2.1.2	Revenue from Govt. Departments	236.928	300.633	26.9%	0.3%
2.1.3	Dividends	2,997.211	2,946.895	-1.7%	3.2%
2.1.4	Transfer of Profits	398.089	254.252	-36.1%	0.3%
2.1.5	Other Non-Tax Revenue	18.676	68.740	268.0%	0.1%
2.1.6	Interest on loan from corporations	1,731.165	1,664.422	-3.9%	1.8%
<b>2.2</b>	<b>Capital Revenue</b>	<b>93.317</b>	<b>105.838</b>	<b>13.4%</b>	<b>0.1%</b>
	<b>Total Revenue</b>	<b>17,458.797</b>	<b>20,354.462</b>	<b>16.6%</b>	<b>22.3%</b>

## 5.2 EXTERNAL GRANTS

The statement of International Assistance (Grants) received in-cash and in-kind for the FY 2010-11 and FY 2011-12 is presented in Table 5.

PARTICULARS	Nu. in millions		% Change	% of GDP
	2010-11	2011-12		
<b>a) GOI</b>	<b>7,882.768</b>	<b>9,003.442</b>	<b>14.2%</b>	<b>9.9%</b>
1. Program Grant	1,400.000	1400.000	0.00%	1.5%
2. Project Grant	6,482.768	7,603.442	17.3%	8.3%
i. Cash	5,282.768	7,603.442	43.9%	8.3%
ii. Kind	1,200.000	-	-	-
<b>b) Other Donors</b>	<b>2,614.959</b>	<b>3,498.078</b>	<b>33.8%</b>	<b>3.8%</b>
1. Program Grant	381.161	321.654	-15.6%	0.4%
2. Project Grant	2,233.798	3,176.424	42.2%	3.5%
i. Cash	1,837.207	2,455.872	33.7%	2.7%
ii. Kind	396.591	720.552	81.7%	0.8%
<b>Total</b>	<b>10,497.727</b>	<b>12,501.520</b>	<b>19.1%</b>	<b>13.7%</b>

During the FY 2011-12, the Government received a total grant of Nu. 12,501.520 million which is about 13.7 percent of the GDP. The total grant increased by 19.1 percent from the previous FY as a result of increase in grant from GoI by 14.2 percent and other bilateral and multi-lateral donors by 33.8 percent.

The receipt of grant from other donors included Nu.224.314 million and Nu. 97.34 million received as budgetary support from the Representation Office of Denmark (RoD) and Asian Development Bank (ADB) respectively, Nu. 42.270 million from Swiss Development Corporation (SDC) under Local Government Support Program, Nu. 23.443 million from United Nation Children Development Fund (UNCDF), etc. The direct payment also includes ADB's technical assistance of Nu. 173.346 million for various projects. However, the grants received exclude long term and short term open scholarships offered by the Australian Government (Endeavour, ALA, ADS), Netherlands Government (NUFFIC), Government of Thailand (TICA), Government of India, Asian Development Bank and World Bank etc as the fund were directly disbursed to the respective institutions and monitored by the donors themselves. It also excludes the grants amounting to Nu. 4,274.83 million directly disbursed by the Government of India to the project authorities of Punatshangchu-I Project (Nu. 821.00m), Punatshangchu II (Nu.271.40m), Mangdechuu Project (Nu. 226.20m) and for Project Dantak (Nu. 2,956.23m).

## 5.3 BORROWINGS

During the FY 2011-12, the total borrowings by the Government amounted to Nu.6,212.866 million. Of the total, domestic borrowings were Nu. 5,207.431 million raised from the



market through the issuance of Treasury Bills (T-Bills) and transfer from Refundable Deposits Account. Nu. 1,005.435 million was borrowed from external donors such as ADB, IFAD, JICA, World Bank and the Government of Austria. The external borrowing excludes disbursement of Nu. 12,728.529 million received from various donors outside the Budget Fund Account for Hydro Power and Rural Electrification Projects. The statement of borrowings during the FY 2011-12 is presented in Table 6.

SL. NO	LENDER	Nu. in millions		
		IN-CASH	IN-KIND	TOTAL
<b>Internal</b>				
1	(BoBL/BDBL/TCB/DPNBL (T-Bills	4,004.431	-	4,004.431
2	Transfer from Refundable Deposit Account	1,203.000	-	1,203.000
<b>Total Internal</b>		<b>5,207.431</b>	<b>-</b>	<b>5,207.431</b>
<b>External</b>				
1	(Asian Development Bank (ADB	428.948	-	428.948
2	Austrian	32.948	-	32.948
3	International Fund for Agriculture Development	168.388	-	168.388
4	(Japan International Cooperation Agency (JICA	-	338.856	338.856
5	World Bank	36.295	-	36.295
<b>Total External</b>		<b>666.579</b>	<b>338.856</b>	<b>1,005.435</b>
<b>GRAND TOTAL</b>		<b>5,874.010</b>	<b>338.856</b>	<b>6212.866</b>

### 5.3.1 INTERNAL BORROWINGS

During the FY, the total internal loan amounted to Nu. 5,207.431 million. The resource gap was financed through the issuance of series of Treasury Bills (T-Bills) amounting to Nu. 4,004.431 million. The T-Bills was fully redeemed upon maturity towards the end of the FY. Since there was a huge balance lying in the Refundable Deposits Account, a sum of Nu. 1,203.00 million was transferred to the Budget Fund Account for meeting the cash shortfall. As against this, a sum of Nu. 811.664 was released to the agencies without making equivalent transfers from the Refundable Deposits Account. The balance of Nu. 391.336 million will be released to the agencies in the following FY and it is currently reflected under outstanding internal borrowings.

### 5.3.2 EXTERNAL BORROWINGS

The total external loan received during the FY amounted to Nu. 1,005.435 million. This consists of Nu. 666.579 million received in-cash and Nu. 338.856 million in-kind. The direct disbursement of Nu. 338.856 million by the Japan International Co-operation Agency (JICA) for Rural Electrification (RE) project is recorded under in-kind borrowings. The ADB and JICA are the largest lenders accounting for 42.7 percent and 33.7 percent of the total external borrowings respectively.

## 5.4 RECOVERY OF LOANS

The statement of recovery of loans for the FY 2011-12 is presented in Table 7.

Sl. No.	Lender	Agency	Project	Nu. in millions
<b>Internal</b>				<b>33.811</b>
1	NPPF/BHTF	Druk Air Corporation	Procurement of BAe Aircraft	33.811
<b>External</b>				<b>1,877.772</b>
1	ADB	BDBL	BDBL Loan BHU – 934	1.858
2	ADB	BDBL	BDBL Loan BHU – 1566	11.889
3	ADB	BPCL	RE-I BHU 1375	8.304
4	ADB	BPCL	RE-II BHU 1712	18.326
5	ADB	BPCL	RE-III	9.114
<b>ADB Total</b>				<b>49.491</b>
6	KFAED	BDBL	BDBL Loan BHU – 409	8.783
<b>KFAED Total</b>				<b>8.783</b>
7	GoI	DGPC	KHPC	186.667
8	GoI	DGPC	THPA	1,395.175
<b>GoI Total</b>				<b>1,581.841</b>
9	Austria	DGPC	BHPCL (Upper Stage)	35.400
10	Austria	DGPC	BHPCL (Lower Stage)	109.925
<b>Austria Total</b>				<b>145.325</b>
11	Denmark	BTL	Rural Telecom – 1674	90.929
<b>Denmark Total</b>				<b>90.929</b>
12	IFAD	BDBL	BDBL Loan BHU 512	1.403
<b>IFAD Total</b>				<b>1.403</b>
<b>Grand Total</b>				<b>1,911.583</b>

## 5.5 OTHER RECEIPTS & PAYMENTS

The statement of Other Receipts and Payments during the FY 2011-12 is presented in Table 8.

		(Nu. in millions)			Remarks
		Receipts	Payments	Net	
<b>A</b>	<b>BUDGET FUND ACCOUNT</b>	<b>442.180</b>	<b>0.064</b>	<b>442.116</b>	
i	Prior year expenses	5.724	-	5.724	
ii	Prior year advances	39.733	-	39.733	

iii	Closing cash balances	189.780	-	189.780	
iv	Refundable External Grants	8.343	-	8.343	
v	Others	176.267	0.064	176.202	
vi	Others (LC/PLC)	14.621	-	14.621	
vii	Refund of advances	7.712	-	7.712	
<b>B</b>	<b>NON-REVENUE ACCOUNT</b>	<b>1,877.729</b>	<b>-</b>	<b>1,877.729</b>	
i	Deposits as per BOBL	1,877.729	-	1,877.729	Schedule - 6
<b>C</b>	<b>AGENCIES ACCOUNTS</b>	<b>3,549.569</b>	<b>6,803.453</b>	<b>(3,253.884)</b>	
i	Others Recoveries & Remittances	2,028.898	2,046.800	(17.902)	Schedule - 7
ii	Revenue Receipts & Remittances	858.607	858.587	0.020	Schedule - 8
iii	Miscellaneous Receipts & Payments	662.064	3,898.066	(3,236.002)	Schedule - 9
<b>D</b>	<b>OTHER ADJUSTMENTS</b>	<b>724.533</b>	<b>0.121</b>	<b>724.412</b>	
i	Dishonoured Cheques of FY 2010-11	20.422	-	20.422	Schedule -10
ii	Adjustment of prior year advances	700.464	-	700.464	
iii	Support to Religious Council for renovation of Lhakhangs	2.000	-	2.000	
iv	CDG	0.273	-	0.273	
v	KR II	1.419	-	1.419	
vi	Debited in bank but not in cash book	-	0.121	0.121	
vii	Others-errors and omissions	(0.045)	-	(0.045)	
	<b>TOTAL</b>	<b>6,594.011</b>	<b>6,803.638</b>	<b>(209.627)</b>	

Source: Department of Public Accounts, Bank of Bhutan and Spending Agencies

## 6. OPERATIONAL RESULTS

### 6.1 EXPENDITURE GROWTH

The total Government expenditure during the FY 2011-12 amounted to Nu. 34,842.762 million. This is an increase of 18 percent over FY 2010-11 and accounts for 38.2 percent of the GDP. The total expenditure including Recurrent, Capital, On-lending and Repayment of Principal Loans amounted to Nu. 42,937.786 million, which is about 47.1 percent of GDP.

A comparative percentage change in expenditures of the FY 2011-12 over the FY 2010-11 is presented in Table 9.

OVERHEADS	(Nu. in million)		% Change	% of GDP
	2010-11	2011 - 12		
<b>EXPENDITURE</b>	<b>29,521.905</b>	<b>34,842.762</b>	<b>18.0%</b>	<b>38.2%</b>
Current Expenditure	14,735.058	16,705.648	13.4%	18.3%
Capital Expenditure	14,786.847	18,137.114	22.7%	19.9%

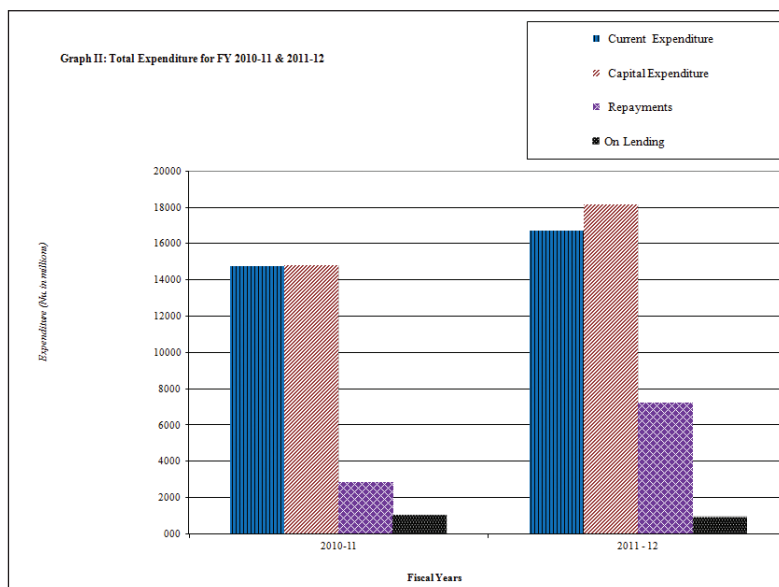
<b>Repayments</b>	<b>2,816.042</b>	<b>7,220.014</b>	<b>156.4%</b>	<b>7.9%</b>
Internal	674.677	4,991.397	639.8%	5.5%
External	2,141.365	2,228.617	4.1%	2.4%
<b>On Lending</b>	<b>986.679</b>	<b>875.010</b>	<b>-11.3%</b>	<b>1.0%</b>
<b>GRAND TOTAL</b>	<b>33,324.626</b>	<b>42,937.786</b>	<b>28.8%</b>	<b>47.1%</b>

Source: Department of Public Accounts & Spending Agencies

GDP as per NSB	76,241.26	91,249.081		
----------------	-----------	------------	--	--

Department of Public Accounts & Spending Agencies

The comparison is also presented in the following Graph.



### 6.1.1 CURRENT EXPENDITURE

The recurrent expenditure for the FY 2011-12 was Nu. 16,705.648 million which is about 13.4 percent increase over previous FY as presented in Table 9. The increase in the recurrent expenditures was due to increase of pay and allowances of the public servants by 8.6 percent, travel in-country by 22.2 percent, rental of properties- buildings by 93.8 percent, in-country meetings and celebrations by 34.7 percent and Current Grants -Individuals/Non-Profit Organizations by 299 percent. The expenditure on salary and wages accounted for 42 percent of total recurrent expenditures and 34.5 percent of internal revenue.

The recurrent expenditure is also inclusive of interest payment of Nu. 1,886.035 million. This consists of Nu. 76.152 million on internal borrowings and Nu. 1,809.883 million on account of external loans.

Some of the major increases in recurrent expenditures are as follows:

- |    |   |     |                 |
|----|---|-----|-----------------|
| a. | Pay & Allowances                              | Nu. | 508.490 million |
| b. | Travel- Incountry                             | Nu. | 283.235 million |
| c. | Rental of Properties- Buildings               | Nu. | 120.878 million |
| d. | Current Grants- Individuals/Non-profit Orgns. | Nu. | 569.130 million |

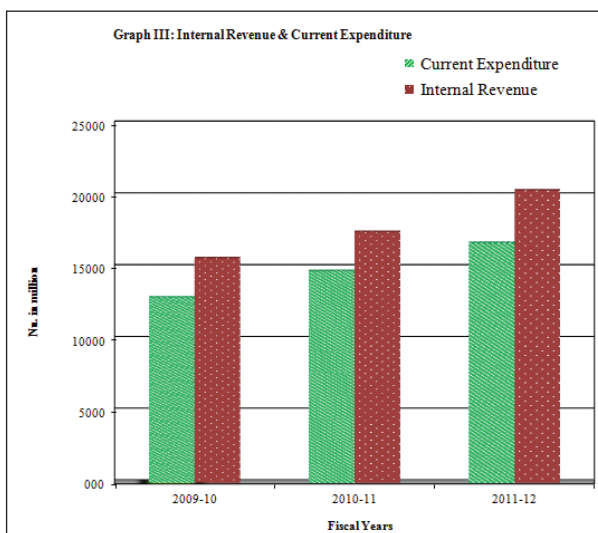
The total recurrent expenditure of Nu. 16,705.648 million was fully covered by the internal revenue of Nu. 20,354.462 million. With the coverage of the recurrent expenditure by internal revenue at 122 percent, the key fiscal policy objectives of the Government and the Constitutional requirement of financing the recurrent expenditures from its domestic resources had been achieved.

The comparison and percentage coverage of recurrent expenditure by the internal revenue for the FY 2009-10, FY 2010-11 and FY 2011-12 is presented below in Table 10.

<b>Table 10: CURRENT EXPENDITURE AND INTERNAL REVENUE COMPARISON FOR THE LAST THREE FYs</b>			
<b>PARTICULARS</b>	<b>Nu. in millions</b>		
	<b>2009-10</b>	<b>2010-11</b>	<b>2011-12</b>
Current Expenditure	12,902.685	14,735.058	16,705.648
Internal Revenue	15,638.434	17,458.797	20,354.462
% Coverage	121%	118%	122%

Source: DRC and Spending Agencies

The comparison between current expenditure and internal revenue is presented in Graph III



## 6.1.2 SUBSIDY PAYMENTS

During the FY, the actual expenditure on account of subsidy payment to financial, non-financial institutions and individuals/non-profit organizations was Nu. 2,047.329 million. Of the total subsidy payment, current grants amounted to Nu. 1,184.324 million and capital grants Nu. 863.005 million. The major recipients of subsidy are Royal University of Bhutan for operation and maintenance, Thromdeys (Thimphu, Phuentsholing, Samdrup Jongkhar & Gelephu), Bhutan Broadcasting Service for operation, maintenance and capital expenditure financing, Druk Air Corporation for interest on loans for purchase of aircraft, Royal Insurance Corporation of Bhutan for rural house insurance and Bhutan Post for city bus services. The current subsidy payment has increased by 270 percent (from Nu. 319.927 million to Nu. 1,184.324 million) and the capital subsidy by 94 percent (from Nu. 444.309 million to Nu. 863.005 million) from FY 2010-11. The details of subsidy payment are presented in Table 11.

SL No	ORGANIZATIONS	ACTUAL EXPENDITURE (Nu. in millions)	
		CURRENT	CAPITAL
1	Druk Air Corporation	132.678	-
2	Bhutan Broadcasting Service Corporation	113.101	80.000
3	Thimphu Thromdey	69.419	146.218
4	Phuentsholing Thromdey	-	86.240
5	Samdrup Jongkhar Thromdey	14.541	9.800
6	Gelephu Thromdey	24.407	37.850
7	Education City	-	47.915
8	National Housing Development Corporation	20.000	5.000
9	Bhutan Post	8.892	43.900
10	BCCI Secretariat	6.000	-
11	SAARC Forestry Centre, Taba	3.552	0.441
12	Royal Society Protection of Nature (RSPN)	0.326	-
13	Royal University of Bhutan (RUB)	449.073	47.200
14	Wood Craft Centre	1.800	-
15	Royal Insurance Corporation of Bhutan	-	129.049
16	Others	340.536	229.392
<b>TOTAL</b>		<b>1,184.324</b>	<b>863.005</b>

Source: Department of Public Accounts

## 6.1.3 INTEREST PAYMENT

The total interest payment during the FY amounted to Nu. 1,886.035 million. This consists of Nu. 76.152 million on internal borrowings which includes Nu. 48.208 million for loan from NPPF and BTF for the purchase of first Aircraft, Nu. 15.883 million on issuance of T-Bills, Nu. 11.884 million for Ways and Means Advance and Nu. 0.177

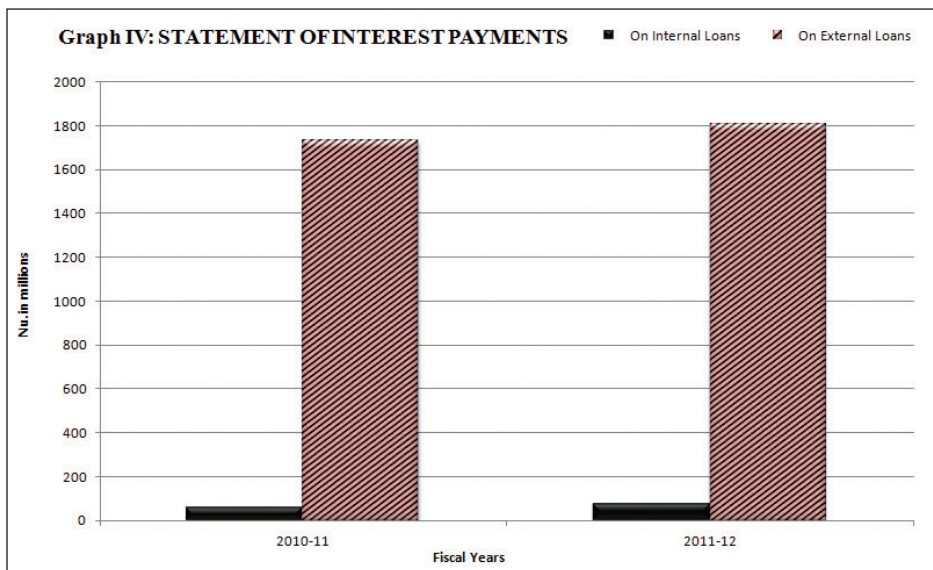
million as interest subsidy for purchase of buses for non-profitable routes. The interest payment for external borrowing was Nu.1,809.883 million, an increase of 4.3 percent from the previous FY mainly due to additional interest payments for Road Network Project, First Development Policy Credit and Market Access and Growth Intensification Project. Of total interest payment, 92.5 percent pertains to corporation used loans and only 7.5 percent for RGoB used loans. The total interest expenditure accounts for 2.1 percent of GDP, 9.3 percent of internal revenue and 11.3 percent of current expenditure.

The summary of the expenditure on interest payments for the FY 2010-11 and FY 2011-12 is given in Table 12.

<b>Table 12: STATEMENT OF INTEREST PAYMENTS</b>					
<b>INTEREST</b>	<b>(Nu. in millions)</b>		<b>% Change</b>	<b>% of Internal Revenue</b>	<b>% of Current Expenditure</b>
	<b>2010-11</b>	<b>2011-12</b>			
On Internal Loans	59.205	76.152	28.62%	0.4%	0.5%
On External Loans	1,734.845	1,809.883	4.33%	8.9%	10.8%
<b>Total</b>	<b>1,794.050</b>	<b>1,886.035</b>	<b>5.13%</b>	<b>9.3%</b>	<b>11.3%</b>

Source: Department of Public Accounts

The statement of interest payments for the FY 2010-11 and FY 2011-12 is presented in a graph IV.



The detailed statement of interest payment by Lender is presented in Table 13.

<b>Table 13: STATEMENT OF INTEREST PAYMENT DURING THE FISCAL YEAR 2011-12</b>		
<b>LENDER</b>	<b>PROJECT</b>	<b>Nu. in Millions</b>
<b>A</b>	<b>INTERNAL</b>	<b>76.152</b>
BoB/RMA	Ways and Means Advance	11.884
NPPF/BHTF	First New Aircraft for Druk Air Corporation	48.208
BoBL/BDBL/TCB/DPNBL	Treasury Bills (T-Bills)	15.883
RGOB	Interest on loan for purchase of buses (RSTA)	0.177
<b>B</b>	<b>EXTERNAL</b>	<b>1,809.883</b>
ADB	Multi Project - I 0637-BHU	1.427
ADB	Multi Project -II 0722 BHU	3.538
ADB	Chirang Hill Irrigation 0740-BHU	0.306
ADB	Road Mechanisation 0790-BHU	2.309
ADB	East West Highway 1265-BHU	2.249
ADB	Highland Livestock Dev. Project (HDLP) 0808-BHU	1.892
ADB	Industrial Estate 0900-BHU	0.283
ADB	Bhutan Dev. Finance Corporation (BDFC) 0934-BHU	0.770
ADB	Technical & Vocational Education Training 1035-BHU	1.977
ADB	Rural Electrification - I 1375-BHU	4.094
ADB	Financial Sector Development 1565-BHU	1.719
ADB	Development Finance Loan 1566-BHU	1.994
ADB	Urban Infrastructure Improvement 1625-BHU	3.622
ADB	Sustainable Rural Electrification (RE-II) 1712-BHU	8.340
ADB	Health Care Reform 1762-BHU	5.866
ADB	Road Improvement 1763-BHU	8.654
ADB	Basic Skill Development 1830-BHU	5.666
ADB	Rural Electn. & Network Expansion (RE III) 2009-BHU	5.787
ADB	Road Network Project 2187-BHU	7.202
ADB	Financial Sector Development Program 2279 - BHU	4.566
ADB	Green Power Development Project (ADF) 2464 - BHU	35.551
<b>ADB Total</b>		<b>107.810</b>
AUSTRIAN	Basochhu Hydro Power Corporation - Lower Stage (BHPC-II)	54.149
AUSTRIAN	Dagachu Hydropower Project (RZB)	85.964
<b>AUSTRIAN Total</b>		<b>140.113</b>
GOI	Kurichhu Hydro Power Corporation (KHPC)	201.694
GOI	Tala Hydro Power Project (THPP)	1,295.863
<b>GOI Total</b>		<b>1,497.557</b>



LENDER	PROJECT	Nu. in Millions
IDA	Technical Assistance (TA) 1416-BHU	1.035
IDA	Forestry Development Project -I 1460-BHU	1.678
IDA	Bhutan Calcium Carbide Limited (BCCL) 1596-BHU	2.458
IDA	Primary Education Project (PEP) 1899-BHU	1.097
IDA	Second Forestry Development Project -II 1900-BHU	0.215
IDA	Third Forestry Development Project -III 2533-BHU	1.790
IDA	Second Education Project (SEP) 3044-BHU	5.183
IDA	Rural Access Project (RAP) 3309-BHU	4.859
IDA	Urban Development Project 3310-BHU	4.563
IDA	Education Development Project (EDP) 3820-BHU	12.679
IDA	Decentralised Rural Dev. Project (DRDP) 4040-BHU	2.547
IDA	Dev. Policy Financing for Institutional Strengthening 4562 - BT	4.343
IDA	Second Urban Development Project 47440 - BHU	0.736
IDA	First Development Policy Credit 48350-BT	6.944
<b>IDA Total</b>		<b>50.126</b>
IFAD	Small Farms Development 050-BT	1.541
IFAD	Trashigang-Mongar Area Development Project 178-BHU	1.319
IFAD	Punakha-Wangdue Valley Development Project 223-BHU	1.041
IFAD	First Eastern Zone Agriculture Project (FEZAP) 299-BHU	1.632
IFAD	Second Eastern Zone Agriculture Project (SEZAP) 512-BT	3.567
IFAD	Agri. Mkting & E/prise Promo. Prog. (AMEPP) 659-BT	4.996
IFAD	Market Access and Growth Intensification Project (MA-GIP) L-I-824-BT	0.181
<b>IFAD Total</b>		<b>14.277</b>
<b>Grand Total (Actual Interest Paid during the year)</b>		<b>1,886.035</b>

Source: Department of Public Accounts

The interest payment is also categorized based on the usage of loans by RGoB and by Corporation as presented below in Table 14.

Corp./ RGoB	Lender	Project	Nu. in million
Corp.	ADB	Bhutan Dev. Bank Limited (BDFC) 0934-BHU	0.770
Corp.	ADB	Rural Electrification - I 1375-BHU	4.094

Corp./ RGoB	Lender	Project	Nu. in million
Corpn.	ADB	Development Finance Loan 1566-BHU	1.994
Corpn.	ADB	Sustainable Rural Electrification (RE-II) 1712-BHU	8.340
Corpn.	ADB	Rural E/fication & Network Expansion (RE III) 2009-BHU	5.787
Corpn.	ADB	Green Power Development Project (ADF) 2464 - BHU	35.551
<b>ADB Total for Corporation</b>			<b>56.535</b>
Corpn.	AUSTRIAN	Basochhu Hydro Power Corporation - Lower Stage (BHPC-II)	54.149
Corpn.	AUSTRIAN	Dagachu Hydro Power Project (RZB)	85.964
<b>AUSTRIAN Total for Corporation</b>			<b>140.113</b>
Corpn.	NPPF/BHTF	First New Aircraft for Druk Air Corporation	48.208
<b>NPPF/BHTF Total for Corporation</b>			<b>48.208</b>
Corpn.	GOI	Kurichhu Hydro Power Corporation (KHPC)	201.694
Corpn.	GOI	Tala Hydro Power Project (THPP)	1,295.863
<b>GOI Total for Corporation</b>			<b>1,497.557</b>
Corpn.	IDA	Bhutan Calcium Carbide Limited (BCCL) 1596-BHU	2.458
<b>IDA Total for Corporation</b>			<b>2.458</b>
<b>Total for Corporation Used Loan</b>			<b>1,744.871</b>
RGOB	ADB	Multi Project - I 0637-BHU	1.427
RGOB	ADB	Multi Project -II 0722 BHU	3.538
RGOB	ADB	Chirang Hill Irrigation 0740-BHU	0.306
RGOB	ADB	Road Mechanisation 0790-BHU	2.309
RGOB	ADB	East West Highway 1265-BHU	2.249
RGOB	ADB	Highland Livestock Dev. Project (HDLP) 0808-BHU	1.892
RGOB	ADB	Industrial Estate 0900-BHU	0.283
RGOB	ADB	Technical & Vocational Education Training 1035-BHU	1.977
RGOB	ADB	Financial Sector Development 1565-BHU	1.719
RGOB	ADB	Urban Infrastructure Improvement 1625-BHU	3.622
RGOB	ADB	Health Care Reform 1762-BHU	5.866
RGOB	ADB	Road Improvement 1763-BHU	8.654
RGOB	ADB	Basic Skill Development 1830-BHU	5.666
RGOB	ADB	Financial Sector Development Program 2279 - BHU	4.566
RGOB	ADB	Road Network Project 2187-BHU	7.202
<b>ADB Total for RGOB</b>			<b>51.275</b>
RGOB	IDA	Technical Assistance (TA) 1416-BHU	1.035
RGOB	IDA	Forestry Development Project -I 1460-BHU	1.678
RGOB	IDA	Primary Education Project (PEP) 1899-BHU	1.097
RGOB	IDA	Second Forestry Development Project -II 1900-BHU	0.215
RGOB	IDA	Third Forestry Development Project -III 2533-BHU	1.790

Corp./ RGoB	Lender	Project	Nu. in million
RGOB	IDA	Second Education Project (SEP) 3044-BHU	5.183
RGOB	IDA	Rural Access Project (RAP) 3309-BHU	4.859
RGOB	IDA	Urban Development Project 3310-BHU	4.563
RGOB	IDA	Education Development Project (EDP) 3820-BHU	12.679
RGOB	IDA	Decentralised Rural Dev. Project (DRDP) 4040-BHU	2.547
RGOB	IDA	Dev. Policy Financing for Institutional Strengthening 4562 - BT	4.343
RGOB	IDA	Second Urban Development Project 47440 - BHU	0.736
RGOB	IDA	First Development Policy Credit 48350-BT	6.944
		<b>IDA Total for RGOB</b>	<b>47.668</b>
RGOB	IFAD	Small Farms Development 050-BT	1.541
RGOB	IFAD	Trashigang-Mongar Area Development Project 178-BHU	1.319
RGOB	IFAD	Punakha-Wangdue Valley Development Project 223-BHU	1.041
RGOB	IFAD	First Eastern Zone Agriculture Project (FEZAP) 299-BHU	1.632
RGOB	IFAD	Second Eastern Zone Agriculture Project (SEZAP) 512-BT	3.567
RGOB	IFAD	Agri. Mkting & E/prise Promo. Prog. (AMEPP) 659-BT	4.996
RGOB	IFAD	Market Access and Growth Intensification Project (MAGIP) L-I-824-BT	0.181
		<b>IFAD Total for RGOB</b>	<b>14.277</b>
RGOB	BoB/RMA	Ways and Means Advance	11.884
RGOB	BoBL/BDBL/TCB/DPNBL	RGoB Treasury Bills	15.883
RGOB	RGOB	Purchase of buses (RSTA)	0.177
		<b>Total for RGOB</b>	<b>27.944</b>
		<b>Total for RGOB used Loan</b>	<b>141.164</b>
		<b>Grand Total</b>	<b>1,886.035</b>

Source: Department of Public Accounts

## 6.1.4 CAPITAL EXPENDITURE

The total capital expenditure during the FY was Nu. 18,137.114 million recording an increase of 22.7 percent over the FY 2010-11. The increase in the capital expenditure can be attributed to increase in acquisition of immovable property- buildings; training - human resource development and others; expenditure on structures – roads (including culverts and drains), buildings, irrigation channels, water supply & sanitation, others; purchase of vehicles and capital grants to individuals/non-profit organizations besides reconstruction of infrastructure damaged by Cyclone Aila and earthquake. The capital expenditure excludes direct payments made by GoI to project DANTAK on behalf of the RGoB for the on-going activities like double laning of Babesa – Phuntsholing highway, construction of new roads and bridges etc.

Some of the major activities that have contributed to the increase in the capital expenditure during the FY are as follows:

a.	Expenditure on Structure – Roads	Nu. 1,632.722 million
b.	Expenditure on Structure – Buildings	Nu. 1,471.523 million
c.	Expenditure on Structure – Water Supply & Sanitation	Nu. 168.502 million
d.	Capital Grants – Individuals/Non-profit Organizations	Nu. 257.735 million
e.	Purchase of Vehicles	Nu. 254.350 million
f.	Training – Others	Nu. 136.302 million
g.	Acquisition of Immovable Property – Buildings	Nu. 127.114 million

The major Expenditure on Structure - Roads (including culverts & drains) during the FY were improvement works on Semtokha - Dochula highways (Nu.308.101m), construction of Gyelpoizhing - Nanglam Road (Nu.262.823m), Gomphu-Panbang Road (Nu.156.113m), River protection works at Paro Airport (Nu. 128.812m), widening of Gelephu-Wangdue Highway (Nu.376.132m), construction of Raidak - Lhamoizhingkhra Road (Nu.33.97m) and construction of Kharungla -Kangpara Road (Nu.112.396m).

Some of the Expenditure on Structure - Buildings includes construction of infrastructure at Taktse, Trongsa (Nu.199.631m), construction of Supreme Court (Nu. 102.500m), establishment of new vocational training institute at Jigmeling, Sarpang (Nu. 102.756m), construction of Chukha Dzong (Nu.46.072m), expansion of school infrastructure of Gongthung Middle Secondary school, under Trashigang Dzongkhag (Nu.24.500m), constructions of fire hydrant at Mongar Dzong. An expenditure of Nu. 514.346m was incurred for construction of higher and middle secondary schools in Lhuentse, Trashiyangtse, Dagana, Samdrupjongkhar and Thimphu Dzongkhags.

The increase of Capital Grants – Individuals/Non-profit Organizations amounting to Nu. 257.735 m was mainly due to disbursement of grants for ancillary infrastructure for construction of education city (Nu.47.915 m), subsidy to Thimphu Thromdey (Nu.146.218 m), subsidy to Samdrup Jongkhar Thromdey (Nu.9.8 m), subsidy to Royal University of Bhutan (Nu.47.200 m) and subsidy to Agency of Promotion of Indigenous Crafts (Nu. 10.00 m).

An increase in the purchase of vehicles amounting to Nu. 253.892 m was mainly due to the procurement of ambulances/utility vehicles for twenty two hospitals (Nu.101.539 m), fire fighting vehicles (Nu.62.736 m) and adjustment of prior year advances (Nu. 104.031m).

About 73.8 percent of the total capital expenditure and principal loan repayment of Nu. 25,357.128 million was financed by the receipts in grants and borrowings. The

percentage coverage of capital expenditure and repayment by grants and borrowings is presented in the Table 15:

SOURCES	Nu. in millions		% Change
	2010-11	2011-12	
Grants	10,497.727	12,501.520	19.1%
Borrowings	3,110.010	6,212.866	99.8%
<b>Total of Grants &amp; Borrowings</b>	<b>13,607.737</b>	<b>18,714.386</b>	<b>37.5%</b>
<b>Expenditure</b>			
Capital Expenditure	14,786.847	18,137.114	22.7%
Repayment	2,816.042	7,220.014	156.4%
<b>Total of Capital &amp; Repayment</b>	<b>17,602.889</b>	<b>25,357.128</b>	<b>44.1%</b>
% Coverage of Capital Expenditure & Repayment by Grants & Borrowings	77.3%	73.8%	

Source: DPA, GNHC & Spending Agencies

### 6.1.5 ON-LENDING

The total on-lending during the FY 2011-12 amounted to Nu. 875.010 million. This includes direct disbursement of Nu. 338.856 million by JICA, Nu. 32.948 million by Government of Austria and Nu. 453.206 million by ADB for rural electrification projects. The statement of the on-lending is presented below in Table 16.

LENDER	PROJECT/PROGRAMME	Nu. in millions
AUSTRIA	Rural Electrification Project for BPCL	32.948
JICA	Rural Electrification Project (RE- I) BPCL	199.756
JICA	Rural Electrification Project (RE- II) BPCL	139.100
ADB	Green Power Development Project (RE-IV) BPCL	90.929
ADB	Rural Renewable Energy Development Project (RE-V) BPCL	362.277
RGoB	Construction of Low Income Housing (NHDCL)	50.000
	<b>Total</b>	<b>875.010</b>

Source: Department of Public Accounts

### 6.1.6 LOAN REPAYMENT

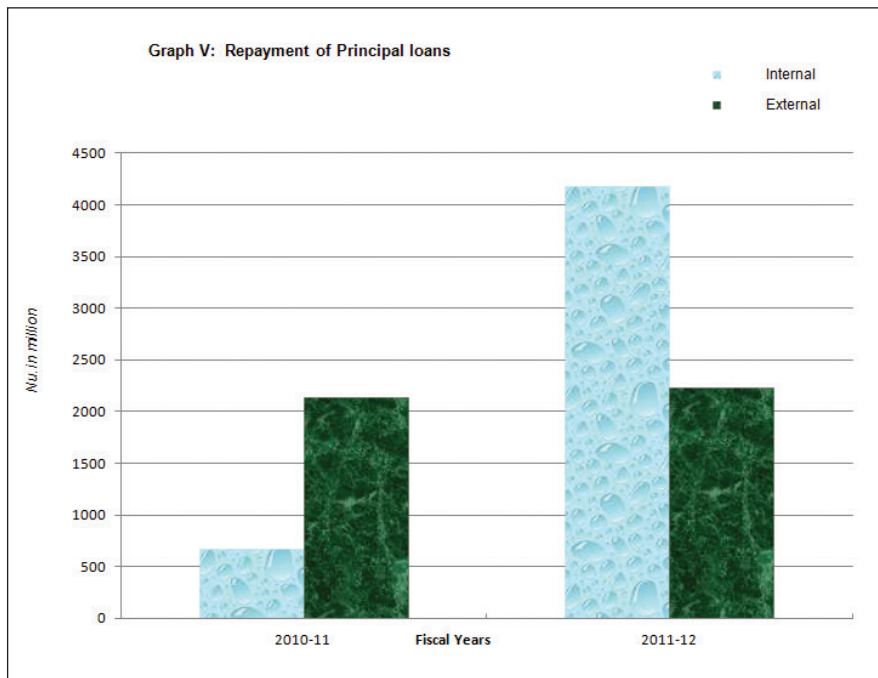
The principal repayment of loans during the FY 2011-12 amounted to Nu. 7,220.014 million. This consists of Nu. 4,991.397 million for internal borrowings and Nu. 2,228.617 million for external loans. Of the total principal repayment, 33.2 percent pertains to corporation used loans and the balance 66.9 percent is for RGoB used loans. The total principal loan repayment accounts for 7.9 percent of GDP.

A statement of principal repayment of loans for the FY 2010-11 and FY 2011-12 is presented in Table 17.

<b>Table 17: STATEMENT OF PRINCIPAL LOAN REPAYMENT</b>			
<b>FISCAL YEAR</b>	<b>(Nu. in millions)</b>		<b>% Change</b>
	<b>2010-11</b>	<b>2011-12</b>	
<b>Repayments</b>	<b>2,816.042</b>	<b>7,220.014</b>	<b>156.4%</b>
Internal	674.677	4,991.397	639.8%
External	2,141.365	2,228.617	4.1%

Source: Department of Public Accounts

The statement of repayment of principal loans is presented below in Graph V.



The detailed repayment of principal loans by lender is presented in the Table 18 as follows:

<b>Table 18: STATEMENT OF PRINCIPAL LOAN REPAYMENT FOR THE FY 2011-12 : BY LENDER</b>		
<b>Sl.No.</b>	<b>PROJECT</b>	<b>Nu. in million</b>
<b>I</b>	<b>INTERNAL</b>	<b>4,991.397</b>

Sl.No.	PROJECT	Nu. in million
<b>A</b>	NPPF/BHTF	<b>175.302</b>
i	First New Aircraft for Druk Air Corporation	175.302
<b>B</b>	BOBL/BDBL/TCB/DPNBL	<b>4,004.431</b>
i	Treasury Bills (T-Bills)	4,004.431
ii	Adjustment of Refundable Transfer	811.664
<b>II</b>	<b>EXTERNAL</b>	<b>2,228.617</b>
<b>A</b>	<b>Asian Development Bank (ADB)</b>	<b>223.372</b>
i	Multi Project - I 0637-BHU	11.775
ii	Multi Project -II 0722 BHU	26.227
iii	Chirang Hill Irrigation 0740-BHU	2.234
iv	Road Mechanisation 0790-BHU	15.470
v	East West Highway 1265-BHU	5.200
vi	Highland Livestock Development Project (HDLP) 0808-BHU	12.466
vii	Industrial Estate 0900-BHU	1.687
viii	Bhutan Development Finance Corporation (BDFC) 0934-BHU	5.010
ix	Technical & Vocational Education Training 1035-BHU	10.444
x	Rural Electrification - I 1375-BHU	8.527
xi	Financial Sector Development 1565-BHU	3.719
xii	Development Finance Loan 1566-BHU	4.168
xiii	Urban Infrastructure Improvement 1625-BHU	7.187
xiv	Sustainable Rural Electrification (RE-II) 1712-BHU	24.961
xv	Health Care Reform 1762-BHU	29.538
xvi	Road Improvement 1763-BHU	25.071
xvii	Basic Skill Development 1830-BHU	17.622
xviii	Rural Electrification & Network Expansion (RE III) 2009-BHU	12.066
<b>B</b>	Government of Austria (GoA)	205.125
i	Basochhu Hydro Power Corporation - Lower Stage	59.313
ii	Basochhu Hydro Power Corporation - Upper Stage	145.812
<b>C</b>	Danish International Development Agency (DANIDA)	90.929
i	Rural Telecommunication Network Project	90.929
<b>D</b>	Government of India (GOI)	1,581.841
i	Kurichhu Hydro Power Corporation (KHPC)	186.667
ii	Tala Hydro Power Project (THPP)	1,395.175
<b>E</b>	International Development Assistance (IDA)	87.868
i	Technical Assistance (TA) 1416-BHU	6.025

SI.No.	PROJECT	Nu. in million
ii	Forestry Development Project -I 1460-BHU	9.535
iii	Bhutan Calcium Carbide Limited (BCCL) 1596-BHU	13.383
iv	Primary Education Project (PEP) 1899-BHU	9.870
v	Second Forestry Development Project -II 1900-BHU	1.914
vi	Third Forestry Development Project -III 2533-BHU	6.101
vii	Second Education Project (SEP) 3044-BHU	15.048
viii	Rural Access Project (RAP) 3309-BHU	13.404
ix	Urban Development Project 3310-BHU	12.587
F	International Fund for Agriculture Development (IFAD)	39.482
i	Small Farms Development 050-BT	8.005
ii	Trashigang-Mongar Area Development Project 178-BHU	5.442
iii	Punakha-Wangdue Valley Development Project 223-BHU	3.889
iv	First Eastern Zone Agriculture Project (FEZAP) 299-BHU	5.311
v	Second Eastern Zone Agriculture Project (SEZAP) 512-BT	16.834
GRAND TOTAL		7,220.015

The statement of repayment of principal loans is categorized based on the usage of loan by RGoB and Corporation is presented in Table 19.

<b>Table 19: STATEMENT OF PRINCIPAL REPAYMENT DURING THE FY 2011-12: BY Corporations &amp; RGoB</b>			
Sector	Lender	Project	Nu. in million
Corpn.	NPPF/BHTF	First New Aircraft for Druk Air Corporation	175.302
<b>NPPF Total for Corporation Loan</b>			<b>175.302</b>
Corpn.	ADB	Bhutan Dev.Bank Limited (BDFC) 0934-BHU	5.010
Corpn.	ADB	Development Finance 1566-BHU	4.168
Corpn.	ADB	Financial Sector Development 1565-BHU	3.719
Corpn.	ADB	Rural Electrification - I 1375-BHU	8.527
Corpn.	ADB	Sustainable Rural Electrification - II 1712-BHU	24.961
Corpn.	ADB	Rural Elect.& Network Expansion (RE III) 2009-BHU	2.066
<b>ADB Total for Corporation Loan</b>			<b>58.451</b>
Corpn.	DANIDA	Rural Telecommunication Network Project	90.929
<b>DANIDA Total for Corporation Loan</b>			<b>90.929</b>
Corpn.	GOA	Basochhu Hydro Power Corporation - Upper Stage	145.812



Sector	Lender	Project	Nu. in million
Corpn.	GOA	Basochhu Hydro Power Corporation - Lower Stage	59.313
		<b>GOA Total for Corporation Loan</b>	<b>205.125</b>
Corpn.	GOI	Kurichhu Hydro Power Corporation (KHPC)	186.667
Corpn.	GOI	Tala Hydro Power Project (THPP)	1,395.175
		<b>GOI Total for Corporation Loan</b>	<b>1,581.841</b>
Corpn.	IDA	Bhutan Calcium Carbide Limited (BCCL) 1596-BHU	13.383
		<b>IDA Total for Corporation Loan</b>	<b>13.383</b>
		<b>Total for Corporation Loan</b>	<b>2,125.031</b>
RGoB	ADB	Multi Project - I 0637-BHU	11.775
RGoB	ADB	Multi Project -II 0722 BHU	26.227
RGoB	ADB	Chirang Hill Irrigation 0740-BHU	2.234
RGoB	ADB	Road Mechanisation 0790-BHU	15.470
RGoB	ADB	East West Highway 1265-BHU	5.200
RGoB	ADB	Highland Livestock Dev. Project (HDLP) 0808-BHU	12.466
RGoB	ADB	Industrial Estate 0900-BHU	1.687
RGoB	ADB	Technical & Vocational Education Training 1035-BHU	10.444
RGoB	ADB	Urban Infrastructure Improvement 1625-BHU	7.187
RGoB	ADB	Health Care Reform 1762-BHU	29.538
RGoB	ADB	Road Improvement 1763-BHU	25.071
RGoB	ADB	Basic Skills Development 1830-BHU	17.622
		<b>ADB Total for RGoB Loan</b>	<b>164.921</b>
RGoB	IDA	Technical Assistance (TA) 1416-BHU	6.025
RGoB	IDA	Forestry Development Project -I 1460-BHU	9.535
RGoB	IDA	Primary Education Project (PEP) 1899-BHU	9.870
RGoB	IDA	Second Forestry Development Project -II 1900-BHU	1.914
RGoB	IDA	Third Forestry Development Project -III 2533-BHU	6.101
RGoB	IDA	Second Education Project (SEP) 3044-BHU	15.048
RGoB	IDA	Rural Access Project (RAP) 3309-BHU	13.404
RGoB	IDA	Urban Development Project 3310-BHU	12.587
		<b>IDA Total for RGoB loan</b>	<b>74.485</b>
RGoB	IFAD	Small Farms Development 050-BT	8.005
RGoB	IFAD	Trashigang-Mongar Area Dev. Project 178-BHU	5.442
RGoB	IFAD	Punakha-Wangdue Valley Dev. Project 223-BHU	3.889
RGoB	IFAD	First East. Zone Agriculture Project (FEZAP) 299-BHU	5.311

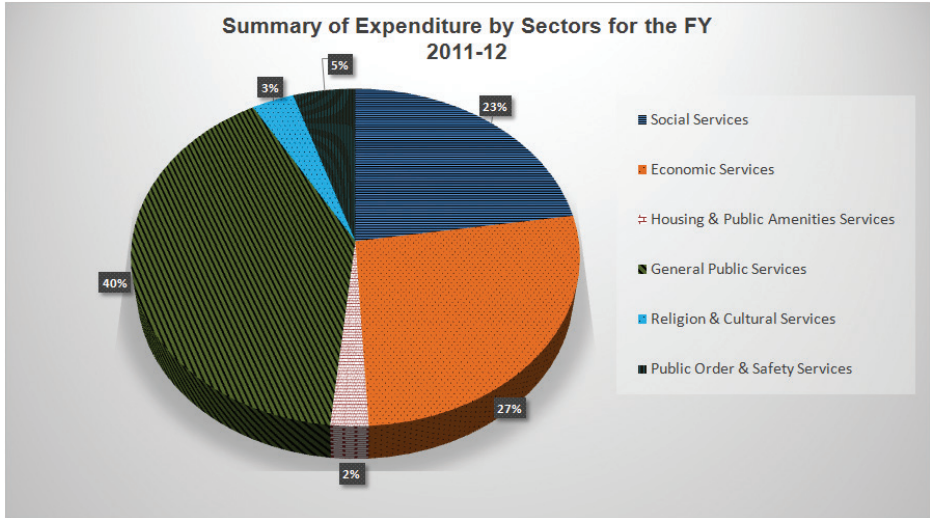
RGoB	IFAD	Second East. Zone Agriculture Project (SEZAP) 512-BT	16.834
<b>IFAD Total for RGoB loan</b>			<b>39.482</b>
RGoB	BoBL/BDBL/ TCB/DPNBL	Treasury Bills (T-Bills)	4004.431
RGoB	RD A/c	Ajstment of refundable deposit transfer	811.664
<b>Others Total for RGoB Loan</b>			<b>4816.095</b>
<b>Total for RGoB Loan</b>			<b>5094.983</b>
<b>Grand Total</b>			<b>7220.018</b>

Source: Department of Public Accounts

### 6.1.7 SECTOR - WISE EXPENDITURE

The sector-wise expenditure for the FY 2011-12 as presented in Table 20 reflects the priorities of the RGoB in terms of expenditures to each sector in the economy.

Sectors	Expenditure					% of Total
	Current	Capital	Lending	Repayment	Total	
<b>Social Services</b>	<b>5,409.868</b>	<b>4,269.844</b>	-	-	<b>9,679.712</b>	<b>22.5%</b>
Health Services	1,783.509	1,171.162	-	-	2,954.671	6.9%
Education Services	3,626.359	3,098.682	-	-	6,725.041	15.7%
<b>Economic Services</b>	<b>2,766.797</b>	<b>8,650.046</b>	-	-	<b>11,416.843</b>	<b>26.6%</b>
RNR Services	1,686.597	3,047.616	-	-	4,734.213	11.0%
Mining, Manuftg & Industries Services	182.052	57.114	-	-	239.166	0.6%
Transport & Commu- nication Services	579.149	4,601.973	-	-	5,181.122	12.1%
Energy Services	60.303	540.305	-	-	600.608	1.4%
Other Economic Services	258.696	403.038	-	-	661.734	1.5%
<b>Housing &amp; Public Amenities Services</b>	<b>307.224</b>	<b>764.139</b>	-	-	<b>1,071.363</b>	<b>2.5%</b>
<b>General Public Services</b>	<b>6,297.432</b>	<b>2,825.491</b>	<b>875.010</b>	<b>7,220.014</b>	<b>17,217.947</b>	<b>40.1%</b>
General Public Services	3,285.159	1,957.466	-	-	5,242.625	12.2%
Public Debt Services	3,012.273	868.025	875.010	7,220.014	11,975.322	27.9%
<b>Religion &amp; Cultural Services</b>	<b>582.809</b>	<b>854.099</b>	-	-	<b>1,436.908</b>	<b>3.3%</b>
<b>Public Order &amp; Safety Services</b>	<b>1,341.518</b>	<b>773.497</b>	-	-	<b>2,115.015</b>	<b>4.9%</b>
<b>Total</b>	<b>16,705.648</b>	<b>18,137.116</b>	<b>875.010</b>	<b>7,220.014</b>	<b>42,937.788</b>	<b>100.0%</b>



The above statement is reproduced below in the form of pie chart.

A summary of revised budget estimates compared with the actual expenditure for the fiscal year in respect of ten Ministries, autonomous and constitutional bodies and twenty Dzongkhags and Gewogs is presented in Table 21.

SL. NO	AU CODE	ADMINISTRATIVE UNIT	TOTAL BUDGET	TOTAL EXPENDITURE	TOTAL VARIANCE	% VARIANCE
1	101.01-134.01	Autonomous	5,273.550	4,443.990	(829.560)	-15.7%
4	201.01-212.01	Ministries	29,479.541	27,510.256	(1,969.285)	-6.7%
5	401.01-420.09	Dzongkhags and Gewogs	12,066.260	10,983.540	(1,082.720)	-9.0%
<b>TOTAL</b>			<b>46,819.351</b>	<b>42,937.786</b>	<b>(3,881.565)</b>	<b>-8.3%</b>

*Note: Expenditure figures are exclusive of Advances & Suspense*

Source: DNB, DPA & Spending Agencies

The total expenditures of Nu. 42,937.786million has resulted in a variation of Nu. 3881.565 million corresponding to 8.3 percent against the total revised budget estimates of Nu. 46,819.351 million during the fiscal year.

A statement of variance of the revised budget and actual expenditure by administrative units and summary of expenditure by object code is presented in Schedule 1 and 2 respectively.

## 7. GOVERNMENT DEBT POSITION

The total government debt outstanding as on 30<sup>th</sup> June 2012 is Nu. 62,813.105 million. The summary statement of outstanding debt is presented in Table 22.

### 7.1 Domestic Debt

As on 1<sup>st</sup> July 2011, the outstanding domestic debt of the Government was estimated at Nu. 876.513 million on account of the Government equity participation in the purchase of new aircraft for Druk Air Corporation Limited. With the sixth repayment for the Druk Air Corporation and redemption of T-Bills during the FY, the internal loan outstanding was Nu. 1,092.547 million as on June 30, 2012 as below:

(i) National Pension & Provident Fund	.Nu	425.211 million
(ii) Bhutan Health Trust Fund	.Nu	276.000 million
(iii) Transfer from Refundable Deposits A/c	.Nu	<u>391.336 million</u>
Total	.Nu	<u>1,092.547 million</u>

### 7.2 External Debt

The total external debt outstanding as on 30<sup>th</sup> June 2012 stood at Nu. 61,720.558 million, equivalent to USD 1,097.748 million. This is about 67.6 percent of GDP. The external debt in convertible currency (other than GoI) is about USD 509.862 million, equivalent to Nu. 29,174.260 million.

The outstanding Government of India (GoI) Rupee loan for hydropower projects is estimated at Rs. 32,546.298 million as on 30<sup>th</sup> June 2012. This is about 51.81 percent of the Government's total outstanding debt. The detail of the GoI loans is as follows:

(i) Kurichhu Hydropower Corporation	Rs.	746.665 million
(ii) Tala Hydropower Project Authority	Rs.	9,766.223 million
(iii) Punatshangchhu Hydropower Project-I	Rs.	15,260.500 million
(iv) Punatshangchhu Hydropower Project-II	Rs.	4,113.000 million
(v) Mangdechu Hydroelectric Project	Rs.	<u>2,659.910 million</u>
<b>Total</b>		<b><u>Rs. 32,546.298 million</u></b>

A detailed project wise statement of outstanding debt as on 30<sup>th</sup> June 2012 is presented in Table 23:

Table 22: SUMMARY STATEMENT OF OUTSTANDING DEBT OF THE GOVERNMENT FOR THE PERIOD ENDED JUNE 30, 2012  
(Amounts in Agreement Currencies)

Sl No.	LENDER AND PROJECTS	Loan Committed		Opening balances as on 01/07/11	W I T H D R A W A L S			REPAYMENTS DURING THE YEAR			Closing Balances as on 30/06/12	Closing Balances in USD	
		Curr.	Amount		Principal	Interest & Charges accrued during the year		Total Liability incurred during the year	Principal	Interest & S/Charges			Total
						Interest	Fees & Charges						
<b>A</b>	<b>INTERNAL</b>	<b>Nu.</b>	<b>5,757,454</b>	<b>876,513</b>	<b>5,207,431</b>	<b>75,975</b>	<b>-</b>	<b>5,283,406</b>	<b>4,991,397</b>	<b>75,975</b>	<b>5,067,372</b>	<b>1,092,547</b>	<b>19,094</b>
i	BoBL/DBL/TCB/DPNBL	Nu.	4,004,431	-	4,004,431	27,767	-	4,032,198	4,816,095	27,767	4,843,862	-	-
ii	National Pension and Provident Fund	Nu.	1,063,023	531,513	-	29,233	-	29,233	106,302	29,233	135,535	425,211	7,431
iii	Bhutan Health Trust Fund	Nu.	690,000	345,000	-	18,975	-	18,975	69,000	18,975	87,975	276,000	4,823
iv	Transfer from Refundable Deposits Account	Nu.	391,336	-	1,203,000	-	-	1,203,000	811,664	-	811,664	391,336	6,839
<b>B</b>	<b>EXTERNAL: Government of India</b>	<b>Rs.</b>	<b>79,760,034</b>	<b>24,647,540</b>	<b>9,480,600</b>	<b>1,497,558</b>	<b>-</b>	<b>10,978,158</b>	<b>1,581,842</b>	<b>1,497,558</b>	<b>3,079,400</b>	<b>32,546,298</b>	<b>568,792</b>
<b>C</b>	<b>EXTERNAL: Other than</b>	<b>Nu.</b>	<b>23,095,125</b>	<b>23,095,125</b>	<b>2,391,968</b>	<b>326,264</b>	<b>44,028</b>	<b>2,762,259</b>	<b>676,770</b>	<b>370,292</b>	<b>1,047,062</b>	<b>29,174,260</b>	<b>509,862</b>
i	International Dev. Association (IDA)	XDR	103,437	90,284	0,199	0,639	-	0,838	1,097	0,639	1,736	89,386	133,490
ii	Asian Development Bank (ADB)	XDR	140,356	102,410	9,886	1,645	-	11,531	2,776	1,645	4,421	109,520	163,559
iii	Asian Development Bank (ADB)	USD	51,000	39,096	9,156	0,205	0,044	9,405	-	0,249	0,249	48,252	48,252
iv	International Fund for Agriculture Dev.(IFAD)	XDR	32,631	20,967	1,757	0,180	-	1,937	0,500	0,180	0,680	22,224	33,190
v	Government of Austria (GoA)	Euro	95,428	63,190	7,237	1,455	0,681	9,272	2,940	2,035	4,975	67,487	84,300
vi	Government of Denmark (GoD)	Euro	13,009	7,155	-	-	-	-	1,301	-	1,301	5,854	7,312
vii	Japan International Cooperation Agency (JICA)	JPY	5,763	2,680	0,471	-	-	0,471	-	-	-	3,161	39,759
	<b>Grand Total</b>	<b>Nu.</b>		<b>48,619,178</b>	<b>17,079,999</b>	<b>1,899,797</b>	<b>44,028</b>	<b>19,023,823</b>	<b>7,250,009</b>	<b>1,943,824</b>	<b>9,193,833</b>	<b>62,813,105</b>	<b>1,097,748</b>
	Note: Exchange rates used for conversion:	USD	XDR	EURO	JPY(1000)								
	GDP (Source: NSB)	Nu.		71,4750	719,7500								

Source: Department of Public Accounts

Table 23: DETAILED STATEMENT OF OUTSTANDING DEBT OF THE GOVERNMENT FOR THE PERIOD ENDED JUNE 30, 2012  
(Amounts in Agreement Currencies)

Sl. No.	LENDERS AND PROJECTS	Loan No.	Loan Committed		Opening balances as on 01/07/11	W I T H D R A W A L S			REPAYMENTS DURING THE YEAR			Closing Balances as on 30/06/12	Closing Balances in USD	
			Curr.	Amount		Principal	Interest	fees/charges	Total Liability incurred during the year	Principal	Interest & Charges			Total
A	INTERNAL		Nu.	5,757,454	876,513	5,207,431	75,975	-	5285,406	4991,397	75,975	5067,372	1052,547	19,094
I	BOBL/DBL/TCB/DPNBL			4,004,431	-	4,004,431	27,767	-	4,032,198	4,004,431	27,767	4843,862	-	-
1	Ways and Means Advance			-	-	-	11,884	-	11,884	-	11,884	11,884	-	-
2	Treasury Bills (T-Bills)			4,004,431	-	4,004,431	15,883	-	4,020,314	4,004,431	15,883	4,020,314	-	-
3	Transfer from Refundable Deposits Account			-	-	1,203,000	-	-	1,203,000	811,664	-	811,664	391,336	6,839
II	NPPF			1,063,023	531,513	-	29,233	-	29,233	106,302	29,233	135,535	425,211	7,431
1	Long-term loan for RGoB Equity in Drukair			1,063,023	531,513	-	29,233	-	29,233	106,302	29,233	135,535	425,211	7,431
III	BHFT			690,000	345,000	-	18,975	-	18,975	69,000	18,975	87,975	276,000	4,823
1	Long-term loan for RGoB Equity in Drukair			690,000	345,000	-	18,975	-	18,975	69,000	18,975	87,975	276,000	4,823
B	EXTERNAL: Government of India (GOI)		Rs.	79,760,034	24,647,540	9,460,600	1,497,558	-	10,978,158	1,581,842	1,497,558	3,079,400	32,546,298	568,792
1	Kurichu Hydro Power Corporation			2,240,000	933,332	-	201,695	-	201,695	186,667	201,695	388,362	746,665	13,049
2	Taia Hydro Power Project Authority			16,742,094	11,161,398	-	1,295,863	-	1,295,863	1,395,175	1,295,863	2,691,038	9,766,223	170,678
3	Punatsangchhu Hydroelectric Project - I			14,059,240	10,169,500	5,091,000	-	-	5,091,000	-	-	-	15,260,500	266,699
4	Punatsangchhu Hydroelectric Project - II			26,444,600	1,638,000	2,475,000	-	-	2,475,000	-	-	-	4,113,000	71,880
5	Mangdechhu Hydroelectric Project			20,274,100	745,310	1,914,600	-	-	1,914,600	-	-	-	2,659,910	46,486
C	EXTERNAL: Other than GOI		Nu.	140,356	102,410	2,391,968	326,264	44,028	2,762,260	676,770	370,292	1,047,062	29,174,260	509,861
I	ADB (ADF)		XDR	140,356	102,410	9,886	1,645	-	11,531	2,776	1,645	4,421	109,520	163,559
1	Multi-Project - I	637-BHU		3,674	1,764	-	0.022	-	0.022	0.147	0.022	0.169	1,617	2,415

Sl. No.	LENDERS AND PROJECTS	Loan No.	Loan Committed		Opening balances as on 01/07/11	W I T H D R A W A L S			REPAYMENTS DURING THE YEAR			Closing Balances as on 30/06/12	Closing Balances in USD	
			Curr.	Amount		Principal	Interest	fees/ charges	Total Liability incurred during the year	Principal	Interest & Charges			Total
2	Multi-Project - II	722-BHU		7.428	4.012	-	0.055	-	0.055	0.297	0.055	0.352	3.715	5.548
3	Chirang Hill Irrigation	740-BHU		0.849	0.474	-	0.005	-	0.005	0.034	0.005	0.039	0.440	0.657
4	Road Mechanisation	790-BHU		3.718	2.230	-	0.032	-	0.032	0.149	0.032	0.181	2.081	3.108
5	Highland Livestock Development Project	808-BHU		3.526	2.185	-	0.027	-	0.027	0.141	0.027	0.168	2.044	3.053
6	Industrial Estates	900-BHU		0.550	0.374	-	0.004	-	0.004	0.022	0.004	0.026	0.352	0.526
7	Bhutan Development Finance Corporation	934-BHU		1.621	1.135	-	0.012	-	0.012	0.065	0.012	0.077	1.070	1.598
8	Technical, Vocational & Educational Training	1035-BHU		3.295	2.571	-	0.029	-	0.029	0.132	0.029	0.161	2.439	3.642
9	East-West Highway	1265-BHU		3.866	3.116	-	0.033	-	0.033	0.073	0.033	0.106	3.043	4.544
10	Rural Electrification (RE)	1375-BHU		4.771	4.247	-	0.062	-	0.062	0.095	0.062	0.157	4.152	6.201
11	Financial Sector Development Program	1565-BHU		2.939	2.733	-	0.027	-	0.027	0.059	0.027	0.086	2.674	3.993
12	Development Finance Loan	1566-BHU		2.932	2.727	-	0.032	-	0.032	0.059	0.032	0.091	2.668	3.984
13	Urban Infrastructure Improvement Project	1625-BHU		4.244	3.980	-	0.055	-	0.055	0.085	0.055	0.140	3.905	5.832
14	Sustainable Rural Electrification (RE-II)	1712-BHU		7.063	6.033	-	0.134	-	0.134	0.294	0.134	0.428	5.739	8.571
15	Health Care Reform	1762-BHU		7.614	6.424	-	0.095	-	0.095	0.476	0.095	0.571	5.948	8.883
16	Road Improvement	1763-BHU		7.263	6.507	-	0.126	-	0.126	0.303	0.126	0.429	6.204	9.265
17	Basic Skill Development	1830-BHU		5.556	4.574	-	0.077	-	0.077	0.208	0.077	0.285	4.366	6.520

Sl. No.	LENDERS AND PROJECTS	Loan No.	Loan Committed		Opening balances as on 01/07/11	W I T H D R A W A L S				REPAYMENTS DURING THE YEAR			Closing Balances as on 30/06/12	Closing Balances in USD	
			Curr.	Amount		Principal	Interest & Charges accrued during the year		Total Liability incurred during the year	Principal	Interest & Charges	Total			
							Interest	fees/charges							
18	Rural Electrification & Network Exp. Project	2009-BHU		6.584	6.585	-	0.080	-	0.080	0.137	0.080	0.217	6.448	9.630	
19	Road Network Project	2187-BHU		18.803	17.228	1.575	0.176	-	1.751	-	0.176	0.176	18.803	28.081	
20	Urban Infrastructure Development	2258-BHU		16.597	4.896	1.528	0.050	-	1.578	-	0.050	0.050	6.424	9.593	
21	Financial Sector Development Program	2279-BHU		7.472	5.434	2.038	0.058	-	2.096	-	0.058	0.058	7.472	11.159	
22	Financial Sector Development Project	2280-BHU		1.359	0.644	0.209	0.006	-	0.215	-	0.006	0.006	0.853	1.273	
23	Green Power Dev. Project -(ADF)	2464-BHU		18.832	12.527	4.537	0.448	-	4.985	-	0.448	0.448	17.064	25.483	
				<b>USD</b>	<b>51,000</b>	<b>39,096</b>	<b>9,156</b>	<b>0,205</b>	<b>0,044</b>	<b>9,405</b>	<b>-</b>	<b>0,249</b>	<b>0,249</b>	<b>48,252</b>	<b>48,252</b>
24	Green Power Dev. Project -(OCR)	2463-BHU		51,000	39,096	9,156	0.205	0.044	9.405	-	0.249	0.249	48,252	48,252	
II	<b>Government of Austria (GoA)</b>			<b>Euro</b>	<b>95,428</b>	<b>63,190</b>	<b>7,237</b>	<b>1,465</b>	<b>0,581</b>	<b>9,272</b>	<b>2,940</b>	<b>2,035</b>	<b>67,487</b>	<b>84,300</b>	
1	Basochhu Hydro Power Project - Upper Stage			17,151	12,866	-	-	-	-	-	0.857	-	12,009	15,001	
2	Basochhu Hydro Power Project - Lower Stage			31,245	28,121	-	0.254	0.532	0.786	2,083	0.786	2,869	26,038	32,525	
3	Dagachhu Hydro Power Project (RZB)			41,232	22,203	6,758	1,201	0.049	8,007	-	1,249	1,249	28,961	36,176	
4	Financing of Rural Electrification			5,800	-	0.479	-	-	0.479	-	-	-	0.479	0,599	
III	<b>Government of Denmark (GoD)</b>			<b>Euro</b>	<b>13,009</b>	<b>7,155</b>	<b>-</b>	<b>-</b>	<b>-</b>	<b>1,301</b>	<b>-</b>	<b>1,301</b>	<b>5,554</b>	<b>7,312</b>	
1	Rural Telecom Network Project			13,009	7,155	-	-	-	-	1,301	-	1,301	5,554	7,312	
IV	<b>JICA</b>			<b>JPY(1000)</b>	<b>5,763</b>	<b>2,690</b>	<b>0,471</b>	<b>-</b>	<b>0,471</b>	<b>-</b>	<b>-</b>	<b>-</b>	<b>3,161</b>	<b>39,769</b>	
1	Rural Electrification Project, Phase 1	BT-P1		3,576	2,690	0.278	-	-	0.278	-	-	-	2,968	37,328	
2	Rural Electrification Project, Phase 2	BT-P2		2,187	-	0.193	-	-	0.193	-	-	-	0.193	2,431	
V	<b>IDA</b>			<b>XDR</b>	<b>103,437</b>	<b>90,284</b>	<b>0,199</b>	<b>0,639</b>	<b>0,838</b>	<b>1,097</b>	<b>0,639</b>	<b>1,736</b>	<b>89,386</b>	<b>133,490</b>	
1	Technical Assistance	1416-BHU		2,531	1,708	-	0.013	-	0.013	0.076	0.013	0.089	1,632	2,437	
2	Forestry I	1460-BHU		4,154	2,867	-	0.022	-	0.022	0.125	0.022	0.147	2,742	4,085	
3	Bhutan Calcium & Carbide Limited	1596-BHU		5,570	4,010	-	0.031	-	0.031	0.167	0.031	0.198	3,843	5,739	



Sl. No.	LENDERS AND PROJ-ECTS	Loan No.	Loan Committed		Opening balances as on 01/07/11	W I T H D R A W A L S				REPAYMENTS DURING THE YEAR			Closing Balances as on 30/06/12	Closing Balances in USD
			Curr.	Amount		Principal	Interest	fees/charges	Total Liability incurred during the year	Principal	Interest & Charges	Total		
4	Forestry II	1900-BHU		0.602	0.409	-	0.003	-	0.003	0.024	0.003	0.027	0.385	0.575
5	Primary Education Project	1899-BHU		3.100	2.108	-	0.014	-	0.014	0.124	0.014	0.138	1.984	2.963
6	Forestry III	2533-BHU		3.879	3.297	-	0.023	-	0.023	0.077	0.023	0.100	3.220	4.809
7	Second Education Project	3044-BHU		9.847	9.256	-	0.068	-	0.068	0.197	0.068	0.265	9.059	13.529
8	Urban Development Project	3310-BHU		7.443	7.220	-	0.051	-	0.051	0.149	0.051	0.200	7.071	10.560
9	Rural Access Project	3309-BHU		7.926	7.688	-	0.054	-	0.054	0.158	0.054	0.212	7.530	11.245
10	Education Development Project	3820-BHU		22.000	21.996	0.004	0.166	-	0.170	-	0.166	0.166	22.000	32.856
11	Decentralised Rural Development Project	4040-BHU		4.600	4.405	0.195	0.034	-	0.229	-	0.034	0.034	4.600	6.869
12	Development Policy Fin. for Institutional Strengthening	4562-BT		7.535	7.535	-	0.057	-	0.057	-	0.057	0.057	7.535	11.253
13	Second Urban Development Project (Urban Dev. II)	IDA-47440		7.750	1.285	-	0.010	-	0.010	-	0.010	0.010	1.285	1.919
14	First Development Policy Credit	48350-BT		16.500	16.500	-	0.093	-	0.093	-	0.093	0.093	16.500	24.641
15	Strengthening Regional Cooperation for Wildlife Project in Asia Project	4983-BT		1.400	-	-	-	-	-	-	-	-	-	-
VI	IFAD		XDR	32.631	20.967	1.757	0.180	-	1.937	0.500	0.180	0.680	22.224	33.190
1	Small Farm Development & Irrigation Rehabilitation Project	50-BHU		3.782	1.834	-	0.018	-	0.018	0.094	0.018	0.112	1.740	2.599
2	Tashigang - Monggar Area Development Project	178-BHU		2.557	1.566	-	0.016	-	0.016	0.064	0.016	0.080	1.502	2.243

Sl. No.	LENDERS AND PROJECTS	Loan No.	Loan Committed		Opening balances as on 01/07/11	W I T H D R A W A L S				REPAYMENTS DURING THE YEAR			Closing Balances as on 30/06/12	Closing Balances in USD
			Curr.	Amount		Principal	Interest	fees/ charges	Total Liability incurred during the year	Principal	Interest & Charges	Total		
3	Punakha-Wangdue Valley Development Project	223-BHU		1,953	1,318	-	0.013	-	0.013	0.049	0.013	0.062	1,269	1,895
4	First Eastern Zone Agriculture Project	298-BHU		2,793	2,164	-	0.022	-	0.022	0.070	0.022	0.092	2,094	3,127
5	Second Eastern Zone Agriculture Project	512-BHU		6,696	6,361	-	0.047	-	0.047	0.223	0.047	0.270	6,138	9,167
6	Agriculture Marketing & Enterprise Promotion Project (MAGIP)	659-BHU		9,250	7,724	1,159	0.062	-	1,221	-	-	0.062	8,883	13,267
7	Market Access and Growth Intensification Project (MAGIP)	L-I-824-BT		5,600	-	0,598	0.002	-	0.600	-	-	0.002	0.598	0.893
	<b>Grand Total</b>		<b>Nu.</b>		48,619,176	17,079,999	1,899,797	44,028	19,033,923	7,250,009	1,943,824	9,193,833	62,613,105	1,097,748
	Note: Exchange rates used for conversion:	USD	XDR	EURO	JPK(1000)									
	<b>Nu.</b>	57,2200	86-4533	71,4750	719,7500									

GDP as per NSB = Nu. 91,249,081

## **8. GOVERNMENT EQUITY HOLDINGS**

As on 30<sup>th</sup> June 2012, the total Government equity holding in various corporations was estimated at Nu. 45,204.446 million as presented in Table 24. This includes Government share holdings in DHI owned and linked companies.

## **9. GOVERNMENT GUARANTEES**

The total Government Guarantees issued was estimated at Nu. 2,897.639 million as on June 30, 2012. The Guarantees consists of Druk Air Corporation's Bonds issued for the purchase of aircrafts, Rural Credit including SME and Credit Expansion loans to Bhutan Development Bank Limited/BDFC, import of furnace to BFAL and working capital to Dharma Industries, Social 3 and People's Project. The statement of Government Guarantees as on June 30, 2012 is presented in Table 25.

Table 24: STATEMENT OF GOVERNMENT EQUITY PORTFOLIO AS OF 30TH JUNE 2012

Sl. No	Corporations	Shareholding as on 30/06/2011						Investment			Divestment/Transfer			Shareholding as on 30/06/2012			Amount (Nu. in million)	
		No. of shares	Value (Nu)	% Holding	Face value	No. of shares	Amount (Nu)	No. of shares	Amount (Nu)	No. of shares	Amount (Nu)	No. of shares	Value (Nu)	% Holding				
<b>I</b>	<b>Manufacturing</b>		<b>44,848,015</b>															
1	Army Welfare Project	25000	25,000	100%	1,000										25,000	25,000	100%	
2	Bhutan Agro Industries Limited	290,636	29,064	100%	100										290,636	29,064	100%	
3	Construction Development Corporation	4,013,830	401,383	100%	100										4,013,830	401,383	100%	
4	Wood Craft Centre Limited	-	98,820	100%	100											98,820	100%	
5	Kuensel Corporation	255,000	25,500	51%	100										255,000	25,500	51%	
6	Druk Holding & Investments Ltd	442,682,486	44,268,249	100%	100										442,682,486	44,268,249	100%	
<b>II</b>	<b>Trading</b>		<b>15,000</b>													<b>15,000</b>		
7	Food Corporation of Bhutan	15,000	15,000	100%	1,000										15,000	15,000	100%	
<b>III</b>	<b>Services</b>		<b>154,430</b>													<b>154,430</b>		
8	Bhutan Postal Corporation	235,952	23,595	100%	100										235,952	23,595	100%	
9	Bhutan Broadcasting Service Limited	1,308,351	130,835	100%	100										1,308,351	130,835	100%	
<b>IV</b>	<b>Financial Institutions</b>		<b>187,000</b>													<b>187,000</b>		
10	Bhutan Development Finance Corp	187,000	187,000	93.50%	1,000										187,000	187,000	93.50%	
	<b>TOTAL</b>		<b>45,204,446</b>												<b>449,013,255</b>	<b>45,204,446</b>		

Shareholdings through DHI

Sl. No	Corporations	Shareholding as on 30/06/2011			Investment			Divestment/Transfer			Shareholding as on 30/06/2012		
		No. of shares	Value (Nu)	% Holding	No. of shares	Amount (Nu)	No. of shares	Amount (Nu)	No. of shares	Amount (Nu)	No. of shares	Value (Nu)	% Holding

<b>I</b>	<b>Manufacturing</b>	<b>33,383,645</b>	<b>30,795,827</b>									<b>35,805,535</b>	<b>31,038,015</b>	
1	Penden Cement Authority Limited	1,521,074	152,107	44.74%	100							1,521,074	152,107	44.74%

2	Bhutan Board Products Limited	668,334	66,833	47.74%	100							668,334	66,833	47.74%
3	Bhutan Ferro Alloys Limited	385,946	38,595	25.73%	100							385,946	38,595	25.73%
4	Natural Resource Development Corp.	300,000	30,000	100%	100							300,000	30,000	100%
5	DHI Infra				100							2,000,000	200,000	100%
6	Druk Green Power Corporation	30,508,291	30,508,291	100%	1,000							30,508,291	30,508,291	100%
7	Dungsum Polymers											421,890	42,189	100%
<b>II</b>	<b>Trading</b>	<b>306,000</b>	<b>30,600</b>									<b>306,000</b>	<b>30,600</b>	
8	State Trading Corporation of Bhutan	306,000	30,600	51%	100							306,000	30,600	51.00%
<b>III</b>	<b>Services</b>	<b>30,421,866</b>	<b>10,394,966</b>									<b>30,421,866</b>	<b>10,394,966</b>	
9	Druk Air Corporation	22,252,111	2,225,211	100%	100							22,252,111	2,225,211	100.00%
10	Bhutan Telecom Corporation	854,082	854,082	100%	1,000							854,082	854,082	100.00%
11	Bhutan Power Corporation	7,315,673	7,315,673	100%	1,000							7,315,673	7,315,673	100.00%
<b>IV</b>	<b>Financial Institutions</b>	<b>1,747,902</b>	<b>462,790</b>									<b>2,233,854</b>	<b>511,385</b>	
12	Bhutan National Bank <sup>1</sup>	485,952	48,595	13.64%	100	485,952	48,595					971,904	97,190	13.64%
13	Bank of Bhutan	320,000	320,000	80%	1,000							320,000	320,000	80.00%

14	Royal Insurance Corp. of Bhutan Ltd	94,195	94,195	39.25%	100				941,950	94,195	39.25%
	<b>TOTAL</b>		<b>41,684,183</b>							<b>41,974,967</b>	

Opening balance .1  
48,595  
Add: Rights Share  
48,595  
**97,195**

**Table 25: DETAILS OF SOVEREIGN GUARANTEE ISSUED BY THE GOVERNMENT AS AT JUNE 30, 2012**

Sl. No.	Name of the beneficiary	Date of Issue	Issued to	Purpose of Issue	Amount guaranteed			Validity	Remark
					Foreign Currency	Original Amount (Nu. Million)	Balance Amount (Nu. Million)		
1	Bhutan Development Bank Limited	12/11/2004	Bank of Bhutan	Credit Expansion		500,000	500,000	10 years	Principal repayment has started from June 2011; To be fully liquidated by 2015
2	Bhutan Development Bank Limited	04/02/2008	NPPF	Rural Credit including SME		400,000	400,000	10 years	Principal repayment will start from March 2014
3	BFAL	11/12/2004	EKSPORTFI-NANS, Norway	Import of furnance	NOK 59,500 m	424,235	219,899	10 years	Balance NOK 24,855,126.88 ; Nu.219,887,590.83; To be liquidated by 2014
4	Dharma Industries, Social 3, People's Projects	30/7/2007	Bhutan National Bank	Working Capital for establishment of industry to manufacture statues		15,000	8,700	10 years	Sanctioned Nu.9,888,042.98 against the guaranteed amount
5	Druk Air Corporation	2003-04	Bond subscribers	Druk Air Bond		1,769,040	1,769,040	10 years	As per the Audited Financial Statement
	<b>Total</b>					<b>3,108,275</b>	<b>2,897,639</b>		

Source: Public Enterprise Division

Note:

1. The Consortium loan amounting to Nu. 1,920 m availed by DCP is not included as the construction including the financing of the project is being undertaken by the DHL.
2. The Pension liabilities/obligation is not reflected as the amount is not ascertainable.

## 10. CONSOLIDATED FUND ACCOUNT

Reconciliation of Consolidated Fund Account for the FY 2011-12 is presented in Table 26..

<b>Table 26: RECONCILIATION OF CONSOLIDATED FUND ACCOUNT FOR THE FISCAL YEAR 2011-2012</b>		
<b>SL. NO.</b>	<b>PARTICULARS</b>	(Nu. in million)
		<b>AMOUNT</b>
<b>1</b>	<b>Opening Balance as on July 1, 2011</b>	<b>(15.626)</b>
<b>2</b>	<b>RECEIPTS DURING THE YEAR</b>	<b>42,540.970</b>
	Budget Fund Account (DPA)	20,010.432
	Revenue Account (DRC&BOB)	20,652.809
	Non Revenue Account (BOB)	1,877.729
<b>3</b>	<b>LESS: PAYMENTS DURING THE YEAR</b>	<b>44,579.885</b>
	Budget Fund Account (DPA)	72.531
	Withdrawals from LC A/c (BOB)	44,209.761
	Withdrawals from Revenue A/c (DRC&BOB)	297.593
<b>4</b>	<b>Closing Balance as on 30 June 2012 (DPA)</b>	<b>(2,054.542)</b>
<b>5</b>	<b>RECONCILIATION:</b>	
	<b>Closing Balance as on 30 June 2012 (BoB/RMA)</b>	<b>(956.522)</b>
	<b>Add:</b> Fund in Transit (Cr.) as on 30.06.2012 - BoB	251.420
	<b>Less:</b> Fund in Transit (Dr.) as on 30.06.2012 - BoB	1,359.326
<b>6</b>	<b>Closing Balance as on 30 June 2012 (BoB/RMA)</b>	<b>(2,064.428)</b>
<b>7</b>	<b>Add:</b>	<b>11.124</b>
	a) Credits (Deposits) as per DPA but not in BoB	11.124
	b) Debits (Payments) as per BoB but not in DPA	-
<b>8</b>	<b>Less:</b>	<b>1.238</b>
	a) Credit (Deposits) as per BoB but not in DPA	1.238
	b) Debits (Payments) as per DPA but not in BoB	-
<b>9</b>	<b>Closing Bank Balance as on 30 June 2012 (DPA)</b>	<b>(2,054.542)</b>

Source: DPA, BoB and DRC

## 11. GOVERNMENT BUDGET FUND ACCOUNT

Reconciliation of Government Budget Fund Account for FY 2011-12 is presented in Table 27.

<b>Sl. No.</b>	<b>PARTICULARS</b>	<b>Nu. in mil-lions</b>	<b>REMARKS</b>
<b>1</b>	<b>Closing Balance as per Bank Statement as of 30.06.2012</b>	<b>19,928.015</b>	
<b>2</b>	<b>Add:</b>	<b>11.124</b>	
a	Credits as per Cash Book but not in BoB	11.124	Annexure – 1
b	Debits as per BOB but not in Cash Book	-	
<b>3</b>	<b>Less:</b>	<b>1.238</b>	
a	Credits as per BoB but not in Cash Book	1.238	Annexure – 2
b	Debits as per Cash Book but not in BoB	-	
<b>4</b>	<b>Closing Balance as per Cash Book as of 30.06.2012</b>	<b>19,937.901</b>	

Source: Department of Public Accounts & BoBL

## 11.1 RECONCILIATION DETAILS - Annexure

<b>Sl. No.</b>	<b>PARTICULARS</b>	<b>Nu. in million</b>
<b>A</b>	<b>Deposits of FY 2011-12 credited by BOB in FY 2012-13</b>	
i	IFAD Loan to MoAF for Market Access & Growth Intensification Project	5.655
ii	IFAD Grant to MoAF for Urban Migration Study & Institutional Development	4.829
iii	ADB Grant to MoAF for Farm Roads to support poor farmer's livelihood	0.640
	<b>Total of A</b>	<b>11.124</b>

<b>Sl. No.</b>	<b>PARTICULARS</b>	<b>Nu. in million</b>
<b>A</b>	<b>Deposits of FY 2010-11 credited by BOB in FY 2011-12</b>	
i	World Bank additional grant to MoF for Education Development Project	1.058
ii	Others (Penalty of suppliers for FY 2009-10)	0.028
iii	SABAH – Payment by self employed women's association	0.152
	<b>Total of A</b>	<b>1.238</b>

## 12. REFUNDABLE DEPOSIT, REVOLVING AND TRUST FUNDS

As required by FRR-2001, the statement of Refundable Deposits Account, Revolving Funds and Trust Funds as on 30<sup>th</sup> June 2012 is presented in Table 28.



<b>SI .No.</b>	<b>Account Name</b>	<b>Amount (million)</b>
1	Refundable Deposits Accounts	Nu. 623.545
2	Bhutan Health Trust Fund	Nu. 2.988
3	Bhutan Trust Fund for Environment Conservation	USD \$ .40.539
4	Cultural Trust Fund	Nu. 47.638
5	Bhutan Information Communication and Media Authority	Nu. 136.983
6	Revolving Funds	Nu. 32.218

Source: Bank of Bhutan, Bhutan National Bank and Spending Agencies

### 13. CURRENT DEPOSITS ACCOUNT

There are 308 Current Deposits Accounts as on 30<sup>th</sup> June 2012 operated by the various agencies. Of the total Current Deposits Accounts, 205 is operated by Gewogs, 17 by Judiciary, 11 by Municipal Corporations and 75 by Others. The closing balance of the Current Deposit as on 30<sup>th</sup> June 2012 is presented in Table 29 and the details are appended in Schedule 12.

<b>SI No.</b>	<b>Agencies</b>	<b>No. of Accounts</b>	<b>Amount (Nu. in million)</b>
1	Gewogs	205	21.993
2	Judiciary	17	5.458
3	Municipalities	11	326.967
4	Others	75	380.647
<b>Total</b>		<b>308</b>	<b>735.065</b>

Source: Department of Public Accounts, BoB & BNB & Spending agencies

Schedule 1- BOOKED EXPENDITURE/REVISED BUDGET COMPARISON BY AU REPORT FISCAL YEAR: 2011-2012 Nu. In million													
ADMINISTRATIVE UNIT	REVISED BUDGET APPROPRIATIONS				ACTUAL ANNUAL EXPENDITURE				AMOUNT OF VARIATION				
	CURRENT	CAPITAL	LEN/REPAY	TOTAL	CURRENT	CAPITAL	LEN/REPAY	TOTAL	CURRENT	CAPITAL	LEN/REPAY	TOTAL	
HIS MAJESTY'S SECRETARIAT	36.860	6.354	0.000	43.014	36.211	5.675	0.000	41.886	0.449	0.679	0.000	1.128	2.62
HIS MAJESTY'S SECRETARIAT (4TH KING)	18.932	1.479	0.000	20.411	17.671	1.478	0.000	19.149	1.261	0.001	0.000	1.262	6.18
NATIONAL ASSEMBLY OF BHUTAN	89.741	5.476	0.000	95.217	88.307	5.476	0.000	93.783	1.434	0.000	0.000	1.434	1.51
NATIONAL COUNCIL OF BHUTAN	56.297	6.917	0.000	63.214	55.209	6.129	0.000	61.338	1.088	0.788	0.000	1.876	2.97
COUNCIL FOR RELIGIOUS AFFAIRS	473.221	250.470	0.000	723.691	472.200	173.505	0.000	645.705	1.021	76.985	0.000	77.986	10.78
CABINET SECRETARIAT	39.679	17.046	0.000	56.725	39.297	16.372	0.000	55.669	0.382	0.674	0.000	1.056	1.86
OFFICE OF THE ATTORNEY GENERAL	18.005	36.780	0.000	54.785	17.458	24.659	0.000	42.117	0.547	12.121	0.000	12.668	23.12
BHUTAN OLYMPIC COMMITTEE	32.787	18.000	0.000	50.787	32.252	16.817	0.000	49.069	0.535	1.183	0.000	1.718	3.38
DZONGKHA DEVELOPMENT COMMISSION	16.939	6.704	0.000	23.643	16.634	6.632	0.000	23.266	0.305	0.072	0.000	0.377	1.59
NATIONAL LAND COMMISSION	242.389	207.301	0.000	449.690	242.243	165.981	0.000	408.224	0.146	41.320	0.000	41.466	9.22
CENTRE FOR BHUTAN STUDIES AND GNH RESEARCH	16.895	3.276	0.000	19.971	16.026	3.250	0.000	19.276	0.669	0.026	0.000	0.695	3.48
GROSS NATIONAL HAPPINESS COMMISSION	43.793	68.019	0.000	111.812	35.142	56.187	0.000	91.329	8.651	11.832	0.000	20.483	18.32
NATIONAL ENVIRONMENT COMMISSION	28.264	78.489	0.000	106.753	27.256	56.709	0.000	83.965	1.008	21.780	0.000	22.788	21.35
ROYAL INSTITUTE OF MANAGEMENT	46.274	91.511	0.000	137.785	44.061	80.623	0.000	124.684	2.213	10.888	0.000	13.101	9.51
ROYAL UNIVERSITY OF BHUTAN	1.700	1,065.599	0.000	1,067.299	0.000	721.113	0.000	721.113	1.700	344.486	0.000	346.186	32.44
NATIONAL STATISTICS BUREAU	28.417	10.912	0.000	39.329	27.315	7.867	0.000	35.172	1.102	3.055	0.000	4.157	10.57
BHUTAN NARCOTIC CONTROL AGENCY	14.509	5.071	0.000	19.580	11.887	4.324	0.000	16.211	2.622	0.747	0.000	3.369	17.21
BHUTAN INFORMATION COMMUNICATION MEDIA AUTHORITY	15.151	82.628	0.000	97.779	14.307	40.098	0.000	54.405	0.844	42.500	0.000	43.374	44.36
THROWIDEYS	355.403	113.702	0.000	449.105	334.632	74.850	0.000	409.482	0.771	38.862	0.000	39.623	8.82

ADMINISTRATIVE UNIT	REVISED BUDGET APPROPRIATIONS				ACTUAL ANNUAL EXPENDITURE				AMOUNT OF VARIATION				%VAR
	CURRENT	CAPITAL	LENI/REPAY	TOTAL	CURRENT	CAPITAL	LENI/REPAY	TOTAL	CURRENT	CAPITAL	LENI/REPAY	TOTAL	
DRUG REGULATORY AUTHORITY	8,000	3,556	0,000	11,556	7,784	3,538	0,000	11,322	0,216	0,018	0,000	0,234	2.02
TOURISM COUNCIL OF BHUTAN	50,531	140,242	0,000	190,773	46,050	86,644	0,000	132,694	4,481	53,598	0,000	58,079	30.44
NATIONAL COMMISSION FOR WOMEN & CHILDREN	25,554	24,457	0,000	50,011	18,441	11,373	0,000	29,814	7,113	13,084	0,000	20,197	40.39
ROYAL EDUCATION COUNCIL	18,842	60,250	0,000	79,092	17,968	50,077	0,000	68,045	0,874	10,173	0,000	11,047	13.97
BHUTAN COUNCIL FOR SCHOOL EXAMINATION & ASSESSMENT	59,476	10,684	0,000	70,160	59,452	9,012	0,000	68,464	0,024	1,672	0,000	1,696	2.42
ROYAL PRIVY COUNCIL	10,534	0,230	0,000	10,764	9,493	0,186	0,000	9,679	1,041	0,044	0,000	1,085	10.08
	<b>1,727,793</b>	<b>2,915,153</b>	<b>0,000</b>	<b>4,042,946</b>	<b>1,687,296</b>	<b>1,628,565</b>	<b>0,000</b>	<b>3,315,861</b>	<b>40,497</b>	<b>686,588</b>	<b>0,000</b>	<b>727,085</b>	<b>328,605</b>
ROYAL CIVIL SERVICE COMMISSION	35,490	115,282	0,000	150,772	35,070	110,159	0,000	145,229	0,420	5,123	0,000	5,543	3.68
ANTI-CORRUPTION COMMISSION	32,408	49,240	0,000	81,648	29,590	40,406	0,000	69,996	2,818	8,834	0,000	11,652	14.27
ELECTION COMMISSION OF BHUTAN	213,608	45,383	0,000	259,001	213,263	22,078	0,000	235,341	0,345	23,315	0,000	23,660	9.14
ROYAL AUDIT AUTHORITY	105,723	60,117	0,000	165,840	103,301	43,888	0,000	147,189	2,422	16,229	0,000	18,651	11.25
	<b>387,229</b>	<b>270,032</b>	<b>0,000</b>	<b>657,261</b>	<b>381,124</b>	<b>216,531</b>	<b>0,000</b>	<b>597,755</b>	<b>6,005</b>	<b>53,501</b>	<b>0,000</b>	<b>59,506</b>	<b>38.33</b>
DZONGKHAG ADMINISTRATION, CHHUKHA	446,879	330,895	0,000	777,774	443,682	319,481	0,000	763,163	3,197	11,414	0,000	14,611	1.88
DZONGKHAG ADMINISTRATION, HAA	146,262	115,702	0,000	261,964	141,843	103,938	0,000	245,781	4,419	11,764	0,000	16,183	6.18
DZONGKHAG ADMINISTRATION, PARO	321,506	176,459	0,000	497,965	314,767	140,132	0,000	454,899	6,739	36,327	0,000	43,066	8.65
DZONGKHAG ADMINISTRATION, SAMTSE	376,131	398,773	0,000	774,904	389,801	258,369	0,000	648,170	-13,670	140,404	0,000	126,734	16.35
DZONGKHAG ADMINISTRATION, TSIRANG	184,892	85,744	0,000	270,636	184,901	64,915	0,000	249,816	-0,009	20,829	0,000	20,820	7.69
DZONGKHAG ADMINISTRATION, DAGANA	214,528	130,493	0,000	345,021	218,940	125,688	0,000	344,528	-4,412	4,905	0,000	0,493	0.14
DZONGKHAG ADMINISTRATION, PUNAKHA	280,803	172,590	0,000	453,393	280,514	166,278	0,000	446,792	0,289	6,312	0,000	6,601	1.46

ADMINISTRATIVE UNIT	REVISED BUDGET APPROPRIATIONS				ACTUAL ANNUAL EXPENDITURE				AMOUNT OF VARIATION				%VAR
	CURRENT	CAPITAL	LENI/REPAY	TOTAL	CURRENT	CAPITAL	LENI/REPAY	TOTAL	CURRENT	CAPITAL	LENI/REPAY	TOTAL	
DZONGKHAG ADMINISTRATION, WANGDUE PHODRANG	258.793	172.406	0.000	431.199	258.521	131.716	0.000	390.237	0.272	40.690	0.000	40.962	9.50
DZONGKHAG ADMINISTRATION, BUMTHANG	175.867	105.096	0.000	280.963	175.944	105.618	0.000	281.562	-0.077	-0.522	0.000	-0.599	-0.21
DZONGKHAG ADMINISTRATION, SARPANG	282.092	212.827	0.000	494.919	279.215	133.757	0.000	412.972	2.877	79.070	0.000	81.947	16.56
DZONGKHAG ADMINISTRATION, ZHEMGANG	239.504	187.515	0.000	427.019	238.520	144.526	0.000	383.046	0.984	42.989	0.000	43.973	10.30
DZONGKHAG ADMINISTRATION, TONGSA	177.428	114.161	0.000	291.589	175.654	108.790	0.000	284.444	1.774	5.371	0.000	7.145	2.45
DZONGKHAG ADMINISTRATION, LHJENTSE	183.686	148.403	0.000	332.089	183.086	136.146	0.000	319.212	0.620	12.257	0.000	12.877	3.88
DZONGKHAG ADMINISTRATION, MONGAR	334.005	370.983	0.000	704.988	333.889	303.412	0.000	637.301	0.116	67.571	0.000	67.687	9.60
DZONGKHAG ADMINISTRATION, PEMA GATSHEL	253.933	340.695	0.000	594.628	248.639	243.350	0.000	491.989	5.294	97.345	0.000	102.639	17.26
DZONGKHAG ADMINISTRATION, SAMDRUP JONGKHAR	273.365	204.502	0.000	477.867	273.288	194.777	0.000	468.075	0.067	9.725	0.000	9.792	2.05
DZONGKHAG ADMINISTRATION, TASHIGANG	470.268	398.872	0.000	869.140	470.152	374.931	0.000	845.083	0.116	23.941	0.000	24.057	2.77
DZONGKHAG ADMINISTRATION, THIMPHU	169.430	166.590	0.000	336.020	169.178	115.837	0.000	285.015	0.252	50.753	0.000	51.005	15.18
DZONGKHAG ADMINISTRATION, GASA	72.302	53.128	0.000	125.430	72.010	46.154	0.000	118.164	0.292	6.974	0.000	7.266	5.79
DZONGKHAG ADMINISTRATION, TASHI YANGTSE	199.840	171.259	0.000	371.099	200.403	164.266	0.000	364.669	-0.563	6.993	0.000	6.430	1.73
<b>SAMPHELING GEWOG, CHHUKHA</b>	<b>5,061,514</b>	<b>4,057,093</b>	<b>0.000</b>	<b>9,118,607</b>	<b>5,052,937</b>	<b>3,381,981</b>	<b>0.000</b>	<b>8,434,918</b>	<b>8,577</b>	<b>675,112</b>	<b>0.000</b>	<b>683,689</b>	<b>139.20</b>
BONGO GEWOG, CHHUKHA	0.864	14.137	0.000	15.001	0.630	13.055	0.000	13.685	0.234	1.082	0.000	1.316	8.77
CHAPCHHA GEWOG, CHHUKHA	1.688	23.895	0.000	25.583	1.496	20.437	0.000	21.933	0.192	3.456	0.000	3.650	14.27
DUNGNA GEWOG, CHHUKHA	0.777	15.797	0.000	16.574	0.778	12.832	0.000	13.610	-0.001	2.965	0.000	2.964	17.88
GEELING GEWOG, CHHUKHA	0.648	33.032	0.000	33.680	0.604	30.760	0.000	31.364	0.044	2.272	0.000	2.316	6.88
	0.714	11.893	0.000	12.607	0.643	6.144	0.000	6.787	0.071	5.749	0.000	5.820	46.16

ADMINISTRATIVE UNIT	REVISED BUDGET APPROPRIATIONS				ACTUAL ANNUAL EXPENDITURE				AMOUNT OF VARIATION				%VAR
	CURRENT	CAPITAL	LENI/REPAY	TOTAL	CURRENT	CAPITAL	LENI/REPAY	TOTAL	CURRENT	CAPITAL	LENI/REPAY	TOTAL	
DARLA GEWOG, CHHUKHA	0.945	23.273	0.000	24.218	0.765	21.927	0.000	22.692	0.180	1.346	0.000	1.526	6.30
GETANA GEWOG, CHHUKHA	0.764	17.028	0.000	17.792	0.727	11.202	0.000	11.929	0.037	5.826	0.000	5.863	32.95
BJACHHO GEWOG, CHHUKHA	0.706	9.859	0.000	10.565	0.617	8.117	0.000	8.734	0.089	1.742	0.000	1.831	17.33
LOKCHINA GEWOG, CHHUKHA	2.988	35.736	0.000	38.724	2.614	28.960	0.000	31.574	0.374	6.776	0.000	7.150	18.46
METAKHA GEWOG, CHHUKHA	0.725	27.328	0.000	28.053	0.726	18.455	0.000	19.181	-0.001	8.873	0.000	8.872	31.63
PHUENTSCHOLING GEWOG, CHHUKHA	1.875	23.563	0.000	25.438	1.805	19.756	0.000	21.561	0.070	3.807	0.000	3.877	15.24
BUJ GEWOG, HAA	0.811	10.229	0.000	11.040	0.722	8.874	0.000	9.596	0.089	1.355	0.000	1.444	13.08
KATSHO GEWOG, HAA	0.737	4.433	0.000	5.170	0.686	3.951	0.000	4.637	0.051	0.482	0.000	0.533	10.31
SOMBEY GEWOG, HAA	0.723	32.465	0.000	33.188	0.654	32.165	0.000	32.819	0.069	0.300	0.000	0.369	1.11
SAMA GEWOG, HAA	0.759	6.231	0.000	6.990	0.724	5.357	0.000	6.081	0.035	0.874	0.000	0.909	13.00
IUSU GEWOG, HAA	0.780	6.838	0.000	7.618	0.753	6.273	0.000	7.026	0.027	0.565	0.000	0.592	7.77
GAKIDLING GEWOG, HAA	1.212	5.057	0.000	6.269	0.994	4.767	0.000	5.761	0.218	0.290	0.000	0.508	8.10
DOBSHARI GEWOG, PARO	0.729	8.278	0.000	9.007	0.727	8.236	0.000	8.963	0.002	0.042	0.000	0.044	0.49
DOGAR GEWOG, PARO	0.789	7.420	0.000	8.209	0.780	7.134	0.000	7.914	0.009	0.286	0.000	0.295	3.59
DOTENG GEWOG, PARO	0.743	5.189	0.000	5.932	0.732	5.181	0.000	5.913	0.011	0.008	0.000	0.019	0.32
HUNGREL GEWOG, PARO	0.728	1.467	0.000	2.195	0.722	1.460	0.000	2.182	0.006	0.007	0.000	0.013	0.59
LANGO GEWOG, PARO	0.772	5.592	0.000	6.364	0.759	5.447	0.000	6.206	0.013	0.145	0.000	0.158	2.48
LUNGNYI GEWOG, PARO	0.739	4.799	0.000	5.538	0.720	4.752	0.000	5.472	0.019	0.047	0.000	0.066	1.19
NAJA GEWOG, PARO	0.989	12.814	0.000	13.803	0.759	12.644	0.000	13.403	0.230	0.170	0.000	0.400	2.90
SHABA GEWOG, PARO	0.839	11.690	0.000	12.529	0.775	9.371	0.000	10.146	0.064	2.319	0.000	2.383	19.02
TSENTO GEWOG, PARO	0.839	9.352	0.000	10.191	0.836	8.809	0.000	9.645	0.003	0.543	0.000	0.546	5.36
WANGCHANG GEWOG, PARO	0.714	13.024	0.000	13.738	0.654	8.166	0.000	8.820	0.060	4.858	0.000	4.918	35.80
BARA GEWOG, SAMTSE	0.999	17.907	0.000	18.906	0.651	9.390	0.000	10.041	0.348	8.517	0.000	8.865	46.89
BIRU GEWOG, SAMTSE	0.959	19.920	0.000	20.879	0.740	17.380	0.000	18.120	0.219	2.540	0.000	2.759	13.21
CHARGHAREY GEWOG, SAMTSE	0.792	14.029	0.000	14.821	0.705	9.389	0.000	10.094	0.087	4.640	0.000	4.727	31.89
CHENGMARI GEWOG, SAMTSE	0.959	12.469	0.000	13.428	0.703	10.255	0.000	10.958	0.256	2.214	0.000	2.470	18.39

ADMINISTRATIVE UNIT	REVISED BUDGET APPROPRIATIONS				ACTUAL ANNUAL EXPENDITURE				AMOUNT OF VARIATION				%VAR
	CURRENT	CAPITAL	LEN/REPAY	TOTAL	CURRENT	CAPITAL	LEW/REPAY	TOTAL	CURRENT	CAPITAL	LEW/REPAY	TOTAL	
DENCHUKHA GEWOG, SAMTSE	0.877	6.980	0.000	7.857	0.710	4.460	0.000	5.170	0.167	2.520	0.000	2.687	34.20
DOROKHA GEWOG, SAMTSE	1.121	14.370	0.000	15.491	0.730	10.723	0.000	11.453	0.391	3.647	0.000	4.038	26.07
DUMTEOD GEWOG, SAMTSE	1.028	10.168	0.000	11.196	0.668	5.168	0.000	5.836	0.360	5.000	0.000	5.360	47.87
YOEDSELTSEY GEWOG, SAMTSE	0.804	8.956	0.000	9.760	0.668	6.895	0.000	7.563	0.136	2.061	0.000	2.197	22.51
NAMGAYCHEOLING GEWOG, SAMTSE	0.803	15.016	0.000	15.819	0.693	11.086	0.000	11.759	0.110	3.950	0.000	4.060	25.67
TENDU GEWOG, SAMTSE	0.865	10.477	0.000	11.342	0.754	7.685	0.000	8.439	0.111	2.792	0.000	2.903	25.60
UCYENTSEY GEWOG, SAMTSE	0.739	8.035	0.000	8.774	0.727	7.577	0.000	8.304	0.012	0.458	0.000	0.470	5.36
PUGLI GEWOG, SAMTSE	1.014	20.756	0.000	21.770	0.625	14.843	0.000	15.468	0.389	5.913	0.000	6.302	28.95
SAMTSE GEWOG, SAMTSE	0.995	13.517	0.000	14.512	0.706	6.822	0.000	7.528	0.289	6.695	0.000	6.984	48.13
SIBSU GEWOG, SAMTSE	0.791	6.937	0.000	7.728	0.634	5.718	0.000	6.352	0.157	1.219	0.000	1.376	17.81
TADING GEWOG, SAMTSE	1.014	14.868	0.000	15.882	0.625	12.686	0.000	13.311	0.389	2.182	0.000	2.571	16.19
BETENI GEWOG, TSIRANG	0.714	10.049	0.000	10.763	0.704	4.890	0.000	5.394	0.010	5.359	0.000	5.369	49.88
DUNGLAGANG GEWOG, TSIRANG	0.714	9.901	0.000	10.615	0.709	9.044	0.000	9.753	0.005	0.857	0.000	0.862	8.12
BARSHONG GEWOG, TSIRANG	0.708	8.110	0.000	8.818	0.705	7.994	0.000	8.699	0.003	0.116	0.000	0.119	1.35
GOSELING GEWOG, TSIRANG	0.856	3.240	0.000	4.096	0.689	3.098	0.000	3.797	0.157	0.142	0.000	0.299	7.30
RANGTHANGLING GEWOG, TSIRANG	0.733	8.194	0.000	8.927	0.730	6.801	0.000	7.531	0.003	1.393	0.000	1.396	15.64
KILKHORTHANG GEWOG, TSIRANG	0.850	2.199	0.000	3.049	0.796	2.016	0.000	2.812	0.054	0.183	0.000	0.237	7.77
MEDELGANG GEWOG, TSIRANG	0.818	18.488	0.000	19.306	0.716	14.355	0.000	15.071	0.102	4.133	0.000	4.235	21.94
PATALEY GEWOG, TSIRANG	0.678	8.052	0.000	8.730	0.675	6.001	0.000	6.676	0.003	2.051	0.000	2.054	23.53
PHUJENTENCHHU GEWOG, TSIRANG	0.683	7.507	0.000	8.190	0.666	7.281	0.000	7.947	0.017	0.226	0.000	0.243	2.97
SHEMLONG GEWOG, TSIRANG	0.704	23.574	0.000	24.278	0.687	20.777	0.000	21.474	0.007	2.797	0.000	2.804	11.55
TSHOLINGKHAR GEWOG, TSIRANG	0.741	6.357	0.000	7.098	0.686	5.077	0.000	5.763	0.055	1.280	0.000	1.335	18.81
TSIRANGTEOD GEWOG, TSIRANG	0.664	3.785	0.000	4.449	0.620	3.103	0.000	3.723	0.044	0.682	0.000	0.726	16.32

ADMINISTRATIVE UNIT	REVISED BUDGET APPROPRIATIONS				ACTUAL ANNUAL EXPENDITURE				AMOUNT OF VARIATION				%VAR
	CURRENT	CAPITAL	LENI/REPAY	TOTAL	CURRENT	CAPITAL	LENI/REPAY	TOTAL	CURRENT	CAPITAL	LENI/REPAY	TOTAL	
DORONA GEWOG, DAGANA	0.621	41.568	0.000	42.189	0.621	30.717	0.000	31.338	0.000	10.851	0.000	10.851	25.72
DUIEYANG GEWOG, DAGANA	0.697	18.602	0.000	19.299	0.627	14.220	0.000	14.847	0.070	4.382	0.000	4.452	23.07
GESARLING GEWOG, DAGANA	0.598	11.325	0.000	11.923	0.598	11.173	0.000	11.771	0.000	0.152	0.000	0.152	1.27
GOSHI GEWOG, DAGANA	0.628	13.095	0.000	13.723	0.629	11.156	0.000	11.785	-0.001	1.939	0.000	1.938	14.12
KANA GEWOG, DAGANA	0.682	11.253	0.000	11.935	0.682	11.206	0.000	11.888	0.000	0.047	0.000	0.047	0.39
KHEBISA GEWOG, DAGANA	0.702	10.012	0.000	10.714	0.705	10.012	0.000	10.717	-0.003	0.000	0.000	-0.003	-0.03
LAJAB GEWOG, DAGANA	0.612	9.148	0.000	9.760	0.612	5.997	0.000	6.609	0.000	3.151	0.000	3.151	32.28
TRASHIDING GEWOG, DAGANA	0.632	18.723	0.000	19.355	0.617	17.586	0.000	18.203	0.015	1.137	0.000	1.152	5.95
TSENDAGANG GEWOG, DAGANA	0.634	10.922	0.000	11.556	0.635	10.422	0.000	11.057	-0.001	0.500	0.000	0.499	4.32
TSANGKHA GEWOG, DAGANA	0.583	16.107	0.000	16.690	0.583	8.731	0.000	9.314	0.000	7.376	0.000	7.376	44.19
TSEZA GEWOG, DAGANA	0.680	6.842	0.000	7.322	0.681	5.835	0.000	6.616	-0.001	0.707	0.000	0.706	9.64
KARMALING (DEORALI) GEWOG, DAGANA	0.642	3.988	0.000	4.630	0.642	2.970	0.000	3.612	0.000	1.018	0.000	1.018	21.99
LHAMOIZINGKHA GEWOG, DAGANA	0.685	5.958	0.000	6.643	1.198	5.736	0.000	6.934	-0.513	0.222	0.000	-0.291	-4.38
NICHULA GEWOG, DAGANA	0.647	2.537	0.000	3.184	0.652	2.402	0.000	3.054	-0.005	0.135	0.000	0.130	4.08
CHHUBU GEWOG, PUNAKHA	0.687	22.150	0.000	22.837	0.687	24.022	0.000	24.709	0.000	-1.872	0.000	-1.872	-8.20
GOENSHARI GEWOG, PUNAKHA	0.714	6.618	0.000	7.332	0.670	6.455	0.000	7.125	0.044	0.163	0.000	0.207	2.82
GUMA GEWOG, PUNAKHA	0.714	8.016	0.000	8.730	0.681	7.966	0.000	8.647	0.033	0.050	0.000	0.083	0.95
KABJISA GEWOG, PUNAKHA	0.714	7.425	0.000	8.139	0.672	7.338	0.000	8.010	0.042	0.087	0.000	0.129	1.58
LIMGBUKHA GEWOG, PUNAKHA	0.688	7.527	0.000	8.215	0.682	7.712	0.000	8.364	0.036	-0.185	0.000	-0.149	-1.81
SHENGANA GEWOG, PUNAKHA	0.764	7.724	0.000	8.488	0.763	7.634	0.000	8.397	0.001	0.090	0.000	0.091	1.07
TALO GEWOG, PUNAKHA	0.738	5.692	0.000	6.430	0.728	5.324	0.000	6.052	0.010	0.368	0.000	0.378	5.88
TEOWANG GEWOG, PUNAKHA	0.756	8.406	0.000	9.162	0.754	8.357	0.000	9.111	0.002	0.049	0.000	0.051	0.56
DZOMA GEWOG, PUNAKHA	0.739	4.785	0.000	5.524	0.735	4.616	0.000	5.351	0.004	0.169	0.000	0.173	3.13
BAAP GEWOG, PUNAKHA	0.689	6.224	0.000	6.913	0.689	5.829	0.000	6.518	0.000	0.395	0.000	0.395	5.71
TOEBESA GEWOG, PUNAKHA	0.739	6.451	0.000	7.190	0.739	6.135	0.000	6.874	0.000	0.316	0.000	0.316	4.39

ADMINISTRATIVE UNIT	REVISED BUDGET APPROPRIATIONS				ACTUAL ANNUAL EXPENDITURE				AMOUNT OF VARIATION				%VAR
	CURRENT	CAPITAL	LENI/REPAY	TOTAL	CURRENT	CAPITAL	LENI/REPAY	TOTAL	CURRENT	CAPITAL	LENI/REPAY	TOTAL	
BEJNA GEWOG, WANGDUE PHODRANG	0.675	7.324	0.000	7.999	0.669	5.970	0.000	6.639	0.006	1.354	0.000	1.360	17.00
DANGCHHU GEWOG, WANGDUE PHODRANG	0.737	19.458	0.000	20.195	0.730	9.769	0.000	10.499	0.007	9.689	0.000	9.696	48.01
DAGA GEWOG, WANGDUE PHODRANG	0.721	5.077	0.000	5.798	0.717	4.689	0.000	5.406	0.004	0.388	0.000	0.392	6.76
GANGTEOD GEWOG, WANGDUE PHODRANG	0.731	7.407	0.000	8.138	0.721	6.933	0.000	7.654	0.010	0.474	0.000	0.484	5.95
GASETSHOGM GEWOG, WANGDUE PHODRANG	0.732	5.044	0.000	5.776	0.727	3.929	0.000	4.656	0.005	1.115	0.000	1.120	19.39
GASETSHOWGM GEWOG, WANGDUE PHODRANG	0.741	11.417	0.000	12.158	0.731	7.521	0.000	8.252	0.010	3.896	0.000	3.906	32.13
KAZHI GEWOG, WANGDUE PHODRANG	0.631	8.709	0.000	9.340	0.568	4.820	0.000	5.388	0.063	3.889	0.000	3.952	42.31
NAHI GEWOG, WANGDUE PHODRANG	0.727	4.939	0.000	5.666	0.703	3.825	0.000	4.528	0.024	1.114	0.000	1.138	20.08
NYISHO GEWOG, WANGDUE PHODRANG	0.742	5.970	0.000	6.712	0.741	5.827	0.000	6.568	0.001	0.143	0.000	0.144	2.15
PHANGYUEL GEWOG, WANGDUE PHODRANG	0.689	5.998	0.000	6.687	0.613	4.082	0.000	4.695	0.076	1.916	0.000	1.992	29.79
PHOBI GEWOG, WANGDUE PHODRANG	0.753	7.121	0.000	7.874	0.683	6.176	0.000	6.859	0.070	0.945	0.000	1.015	12.89
RUBESA GEWOG, WANGDUE PHODRANG	0.719	9.353	0.000	10.072	0.704	6.748	0.000	7.452	0.015	2.605	0.000	2.620	26.01
SEPHU GEWOG, WANGDUE PHODRANG	1.032	6.748	0.000	7.780	0.924	6.344	0.000	7.268	0.108	0.404	0.000	0.512	6.58
ATHANG GEWOG, WANGDUE PHODRANG	1.138	14.255	0.000	15.393	1.135	10.520	0.000	11.655	0.003	3.735	0.000	3.738	24.28
THEDTSHO GEWOG, WANGDUE PHODRANG	0.715	4.761	0.000	5.476	0.697	3.614	0.000	4.311	0.018	1.147	0.000	1.165	21.27
CHHOEKHOR GEWOG, BUMTHANG	0.814	10.749	0.000	11.563	0.812	10.748	0.000	11.560	0.002	0.001	0.000	0.003	0.03
CHHUMJEY GEWOG, BUMTHANG	0.864	10.290	0.000	11.154	0.864	10.288	0.000	11.152	0.000	0.002	0.000	0.002	0.02
TANG GEWOG, BUMTHANG	0.864	21.063	0.000	21.947	0.855	7.072	0.000	7.927	0.009	14.011	0.000	14.020	65.88
UPA GEWOG, BUMTHANG	0.789	6.675	0.000	7.464	0.791	6.275	0.000	7.066	-0.002	0.400	0.000	0.398	5.33



ADMINISTRATIVE UNIT	REVISED BUDGET APPROPRIATIONS				ACTUAL ANNUAL EXPENDITURE				AMOUNT OF VARIATION				%VAR
	CURRENT	CAPITAL	LENI/REPAY	TOTAL	CURRENT	CAPITAL	LENI/REPAY	TOTAL	CURRENT	CAPITAL	LENI/REPAY	TOTAL	
SAMTEYLING GEWOG, SARPANG	0.748	6.706	0.000	7.454	0.736	4.797	0.000	5.533	0.012	1.909	0.000	1.921	25.77
CHUZANGANG GEWOG, SARPANG	0.764	10.447	0.000	11.211	0.755	10.424	0.000	11.179	0.009	0.023	0.000	0.032	0.29
DEKIDING GEWOG, SARPANG	0.764	9.115	0.000	9.879	0.763	7.541	0.000	8.304	0.001	1.574	0.000	1.575	15.94
DOBANG GEWOG, SARPANG	0.739	69.553	0.000	70.292	0.736	54.741	0.000	55.477	0.003	14.812	0.000	14.815	21.08
TAREYTHANG GEWOG, SARPANG	0.737	1.740	0.000	2.477	0.623	1.635	0.000	2.258	0.114	0.105	0.000	0.219	8.84
GELEGPHU GEWOG, SARPANG	0.799	7.998	0.000	8.797	0.794	7.971	0.000	8.765	0.005	0.027	0.000	0.032	0.36
HILAY GEWOG, SARPANG	0.734	14.417	0.000	15.151	0.645	6.002	0.000	6.647	0.089	8.415	0.000	8.504	56.13
JIGMEDDHOEHLING GEWOG, SARPANG	0.866	10.253	0.000	11.119	0.798	7.450	0.000	8.248	0.068	2.803	0.000	2.871	25.82
UMLING GEWOG, SARPANG	0.804	4.215	0.000	5.019	0.756	4.169	0.000	4.925	0.048	0.046	0.000	0.094	1.87
SINGYE GEWOG, SARPANG	0.664	6.815	0.000	7.479	0.636	5.136	0.000	5.772	0.028	1.679	0.000	1.707	22.82
SHOMPANGKHA GEWOG, SARPANG	0.888	11.940	0.000	12.808	0.846	7.065	0.000	7.911	0.022	4.875	0.000	4.897	38.23
SERSHONG GEWOG, SARPANG	0.769	18.290	0.000	19.059	0.748	10.105	0.000	10.853	0.021	8.185	0.000	8.206	43.06
BARDO GEWOG, ZHEMANG	2.589	10.730	0.000	13.319	2.383	10.008	0.000	12.401	0.196	0.722	0.000	0.918	6.89
BUOKA GEWOG, ZHEMANG	0.832	17.881	0.000	18.713	0.784	16.507	0.000	17.291	0.048	1.374	0.000	1.422	7.60
NANGKOR GEWOG, ZHEMANG	1.323	12.996	0.000	14.319	1.178	11.077	0.000	12.255	0.145	1.919	0.000	2.064	14.41
NGANGLA GEWOG, ZHEMANG	0.865	9.905	0.000	10.770	0.803	8.506	0.000	9.309	0.062	1.399	0.000	1.461	13.57
PHANGKHAR GEWOG, ZHEMANG	0.802	16.450	0.000	17.252	0.782	16.142	0.000	16.924	0.020	0.308	0.000	0.328	1.90
SHINGKHAR GEWOG, ZHEMANG	0.757	7.497	0.000	8.254	0.752	6.940	0.000	7.692	0.005	0.557	0.000	0.562	6.81
TONG GEWOG, ZHEMANG	0.780	13.182	0.000	13.962	0.757	12.284	0.000	13.041	0.023	0.898	0.000	0.921	6.60
GOSHING GEWOG, ZHEMANG	2.808	9.746	0.000	12.554	2.771	9.128	0.000	11.889	0.037	0.618	0.000	0.655	5.22
DAGTENG GEWOG, TONGSA	0.834	8.398	0.000	9.232	0.828	8.135	0.000	8.963	0.006	0.263	0.000	0.269	2.91
KORPHU GEWOG, TONGSA	0.741	51.491	0.000	52.232	0.729	29.246	0.000	29.975	0.012	22.245	0.000	22.257	42.61
LANGTHEL GEWOG, TONGSA	1.078	21.296	0.000	22.374	1.004	20.058	0.000	21.062	0.074	1.238	0.000	1.312	5.86

ADMINISTRATIVE UNIT	REVISED BUDGET APPROPRIATIONS				ACTUAL ANNUAL EXPENDITURE				AMOUNT OF VARIATION				%VAR
	CURRENT	CAPITAL	LENI/REPAY	TOTAL	CURRENT	CAPITAL	LENI/REPAY	TOTAL	CURRENT	CAPITAL	LENI/REPAY	TOTAL	
NUBI GEWOG, TONGSA	0.889	18.838	0.000	19.727	0.887	17.862	0.000	18.749	0.002	0.976	0.000	0.978	4.96
TANGSIBJI GEWOG, TONGSA	0.832	22.629	0.000	23.461	0.814	22.616	0.000	23.430	0.018	0.013	0.000	0.031	0.13
GANGZUR GEWOG, LHUENTSE	0.805	64.548	0.000	65.353	0.800	54.117	0.000	54.917	0.005	10.431	0.000	10.436	15.97
JAREY GEWOG, LHUENTSE	0.714	68.688	0.000	69.382	0.707	65.039	0.000	65.746	0.007	3.629	0.000	3.636	5.24
KHOMA GEWOG, LHUENTSE	0.664	44.451	0.000	45.115	0.652	37.831	0.000	38.483	0.012	6.620	0.000	6.632	14.70
KURTEOD GEWOG, LHUENTSE	0.714	30.342	0.000	31.056	0.703	24.963	0.000	25.666	0.011	5.379	0.000	5.390	17.36
MINJAY GEWOG, LHUENTSE	0.689	14.516	0.000	15.205	0.686	13.186	0.000	13.872	0.003	1.330	0.000	1.333	8.77
MEBBI GEWOG, LHUENTSE	0.739	18.672	0.000	19.411	0.674	16.953	0.000	17.627	0.065	1.719	0.000	1.784	9.19
MEI'SHO GEWOG, LHUENTSE	0.714	34.476	0.000	35.190	0.683	31.389	0.000	32.072	0.031	3.087	0.000	3.118	8.86
TSENKHAR GEWOG, LHUENTSE	0.706	25.674	0.000	26.380	0.696	22.435	0.000	23.131	0.010	3.239	0.000	3.249	12.32
BALAMI GEWOG, MONGAR	0.794	20.906	0.000	21.700	0.736	18.434	0.000	19.170	0.058	2.472	0.000	2.530	11.66
CH'ALI GEWOG, MONGAR	0.661	10.052	0.000	10.713	0.645	9.076	0.000	9.721	0.016	0.976	0.000	0.992	9.26
CHASKHAR GEWOG, MONGAR	0.656	9.149	0.000	9.805	0.621	8.701	0.000	9.322	0.035	0.448	0.000	0.483	4.93
DAMETSE GEWOG, MONGAR	0.684	14.977	0.000	15.661	0.680	14.309	0.000	14.989	0.004	0.668	0.000	0.672	4.29
DAYPUNG GEWOG, MONGAR	0.686	5.433	0.000	6.119	0.678	5.313	0.000	5.991	0.008	0.120	0.000	0.128	2.09
GONGDUE GEWOG, MONGAR	0.667	30.942	0.000	31.609	0.622	30.109	0.000	30.731	0.045	0.833	0.000	0.878	2.78
JURNEY GEWOG, MONGAR	0.667	20.781	0.000	21.468	0.651	20.737	0.000	21.388	0.036	0.044	0.000	0.080	0.37
KENGGHAR GEWOG, MONGAR	0.798	9.917	0.000	10.715	0.793	8.705	0.000	9.498	0.005	1.212	0.000	1.217	11.36
MONGAR GEWOG, MONGAR	0.758	9.895	0.000	10.653	0.746	9.678	0.000	10.424	0.012	0.217	0.000	0.229	2.15
NGATSHANG GEWOG, MONGAR	0.722	4.956	0.000	5.678	0.713	4.859	0.000	5.572	0.009	0.097	0.000	0.106	1.87
SALENG GEWOG, MONGAR	0.795	10.466	0.000	11.261	0.755	9.968	0.000	10.723	0.040	0.498	0.000	0.538	4.78
SHERIMUHUNG GEWOG, MONGAR	0.716	7.402	0.000	8.118	0.693	6.607	0.000	7.300	0.023	0.795	0.000	0.818	10.08
SILAMBI GEWOG, MONGAR	0.684	8.358	0.000	9.042	0.683	7.561	0.000	8.244	0.001	0.797	0.000	0.798	8.83
THANGRONG GEWOG, MONGAR	0.701	6.799	0.000	7.500	0.682	6.673	0.000	7.365	0.009	0.126	0.000	0.135	1.80
TSAKALING GEWOG, MONGAR	0.691	15.477	0.000	16.168	0.683	15.354	0.000	16.037	0.008	0.123	0.000	0.131	0.81

ADMINISTRATIVE UNIT	REVISED BUDGET APPROPRIATIONS				ACTUAL ANNUAL EXPENDITURE				AMOUNT OF VARIATION				%VAR
	CURRENT	CAPITAL	LENI/REPAY	TOTAL	CURRENT	CAPITAL	LENI/REPAY	TOTAL	CURRENT	CAPITAL	LENI/REPAY	TOTAL	
TSANIANG GEWOG, MONGAR	0.766	12.069	0.000	12.835	0.742	9.682	0.000	10.324	0.024	2.487	0.000	2.511	19.56
NARANG GEWOG, MONGAR	0.704	6.538	0.000	7.242	0.697	6.536	0.000	7.233	0.007	0.002	0.000	0.009	0.12
CHONGSHING GEWOG, PEIMA GATSHEL	0.692	33.097	0.000	33.789	0.690	32.726	0.000	33.416	0.002	0.371	0.000	0.373	1.10
CHIMJUNG GEWOG, PEIMA GATSHEL	0.778	4.239	0.000	5.017	0.654	3.828	0.000	4.482	0.124	0.411	0.000	0.535	10.66
DUNGMIN GEWOG, PEIMA GATSHEL	0.704	7.041	0.000	7.745	0.692	5.669	0.000	6.361	0.012	1.372	0.000	1.384	17.87
KHAR GEWOG, PEIMA GATSHEL	0.749	12.917	0.000	13.666	0.706	9.093	0.000	9.799	0.043	3.824	0.000	3.867	28.30
SHUMAR GEWOG, PEIMA GATSHEL	0.809	10.262	0.000	11.071	0.731	10.161	0.000	10.912	0.078	0.081	0.000	0.159	1.44
YURJUNG GEWOG, PEIMA GATSHEL	0.725	19.480	0.000	20.205	0.694	17.111	0.000	17.805	0.031	2.369	0.000	2.400	11.88
ZOBEL GEWOG, PEIMA GATSHEL	0.699	15.312	0.000	16.011	0.697	13.052	0.000	13.749	0.002	2.260	0.000	2.262	14.13
DECHHENLING GEWOG, PEIMA GATSHEL	0.768	30.555	0.000	31.323	0.731	28.277	0.000	29.008	0.037	2.278	0.000	2.315	7.39
NORBUGANG GEWOG, PEIMA GATSHEL	0.692	9.975	0.000	10.667	0.687	7.265	0.000	7.952	0.005	2.710	0.000	2.715	25.45
NANONG GEWOG, PEIMA GATSHEL	0.789	10.115	0.000	10.904	0.703	8.837	0.000	9.540	0.086	1.278	0.000	1.364	12.51
CHOEKHORLING GEWOG, PEIMA GATSHEL	0.703	22.113	0.000	22.816	0.701	20.943	0.000	21.644	0.002	1.170	0.000	1.172	5.14
PHUENTSHOTHANG GEWOG, SAMDUP JONGKHAR	0.814	11.324	0.000	12.138	0.777	11.350	0.000	12.127	0.037	-0.026	0.000	0.011	0.09
PEMATHANG GEWOG, SAMDUP JONGKHAR	0.717	7.952	0.000	8.669	0.714	7.928	0.000	8.642	0.003	0.024	0.000	0.027	0.31
GOMDAR GEWOG, SAMDUP JONGKHAR	0.739	25.471	0.000	26.210	0.738	23.937	0.000	24.675	0.001	1.534	0.000	1.535	5.86
WANAPHU GEWOG, SAMDUP JONGKHAR	0.644	29.476	0.000	30.120	0.640	28.531	0.000	29.171	0.004	0.945	0.000	0.949	3.15
LANGCHENPHU GEWOG, SAMDUP JONGKHAR	0.760	16.310	0.000	17.070	0.754	14.298	0.000	15.052	0.006	2.012	0.000	2.018	11.82
LAUPI GEWOG, SAMDUP JONGKHAR	0.789	32.265	0.000	33.054	0.710	31.851	0.000	32.561	0.079	0.414	0.000	0.493	1.49

ADMINISTRATIVE UNIT	REVISED BUDGET APPROPRIATIONS				ACTUAL ANNUAL EXPENDITURE				AMOUNT OF VARIATION				%VAR
	CURRENT	CAPITAL	LENI/REPAY	TOTAL	CURRENT	CAPITAL	LENI/REPAY	TOTAL	CURRENT	CAPITAL	LENI/REPAY	TOTAL	
MARTSHALA GEWOG, SAMDUP JONGKHAR	0.764	17.639	0.000	18.403	0.740	16.854	0.000	17.594	0.024	0.785	0.000	0.809	4.40
DEWATHANG GEWOG, SAMDUP JONGKHAR	0.677	7.487	0.000	8.164	0.672	6.089	0.000	6.761	0.005	1.398	0.000	1.403	17.19
ORONG GEWOG, SAMDUP JONGKHAR	0.780	11.356	0.000	12.136	0.779	9.834	0.000	10.613	0.001	1.522	0.000	1.523	12.55
SAMRANG GEWOG, SAMDUP JONGKHAR	0.507	5.205	0.000	5.712	0.503	4.632	0.000	5.135	0.004	0.573	0.000	0.577	10.10
SERTHI GEWOG, SAMDUP JONGKHAR	0.791	8.623	0.000	9.414	0.785	7.807	0.000	8.592	0.006	0.816	0.000	0.822	8.73
BARTSHAM GEWOG, TASHIGANG	0.759	9.600	0.000	10.359	0.750	9.571	0.000	10.321	0.009	0.029	0.000	0.038	0.37
BIDUNG GEWOG, TASHIGANG	0.749	15.852	0.000	16.601	0.749	15.843	0.000	16.592	0.000	0.009	0.000	0.009	0.05
KANGLUNG GEWOG, TASHIGANG	0.778	13.907	0.000	14.685	0.760	13.921	0.000	14.681	0.018	-0.014	0.000	0.004	0.03
KANGPARA GEWOG, TASHIGANG	0.768	30.623	0.000	31.391	0.748	30.368	0.000	31.116	0.020	0.255	0.000	0.275	0.88
KHALING GEWOG, TASHIGANG	0.786	13.219	0.000	14.005	0.785	12.273	0.000	13.058	0.001	0.946	0.000	0.947	6.76
LUMANG GEWOG, TASHIGANG	2.341	28.808	0.000	31.149	2.261	26.831	0.000	29.092	0.080	1.977	0.000	2.057	6.60
MERAG GEWOG, TASHIGANG	0.738	21.379	0.000	22.117	0.680	21.365	0.000	22.045	0.058	0.014	0.000	0.072	0.33
YANGNYER GEWOG, TASHIGANG	0.779	11.437	0.000	12.216	0.777	11.436	0.000	12.213	0.002	0.001	0.000	0.003	0.02
PHONGMEY GEWOG, TASHIGANG	0.802	8.966	0.000	9.768	0.800	8.609	0.000	9.409	0.002	0.357	0.000	0.359	3.68
RADI GEWOG, TASHIGANG	1.023	19.753	0.000	20.776	1.019	19.638	0.000	20.657	0.004	0.115	0.000	0.119	0.57
SAGTENG GEWOG, TASHIGANG	0.745	8.998	0.000	9.143	0.731	7.539	0.000	8.270	0.014	0.859	0.000	0.873	9.55
SAMKHAR GEWOG, TASHIGANG	0.850	15.710	0.000	16.560	0.831	15.681	0.000	16.522	0.019	0.019	0.000	0.038	0.23
SHONGPHU GEWOG, TASHIGANG	0.784	11.209	0.000	11.983	0.775	11.202	0.000	11.977	0.009	0.007	0.000	0.016	0.13
THIMSHING GEWOG, TASHIGANG	2.167	23.509	0.000	25.676	1.978	20.795	0.000	22.773	0.189	2.714	0.000	2.903	11.31
UDZORONG GEWOG, TASHIGANG	0.823	22.576	0.000	23.399	0.779	22.360	0.000	23.139	0.044	0.216	0.000	0.260	1.11

ADMINISTRATIVE UNIT	REVISED BUDGET APPROPRIATIONS				ACTUAL ANNUAL EXPENDITURE				AMOUNT OF VARIATION				%VAR
	CURRENT	CAPITAL	LENI/REPAY	TOTAL	CURRENT	CAPITAL	LENI/REPAY	TOTAL	CURRENT	CAPITAL	LENI/REPAY	TOTAL	
SOE GEWOG, THIMPHU	0.640	5.932	0.000	6.572	0.636	5.879	0.000	6.515	0.004	0.053	0.000	0.057	0.87
CHANG GEWOG, THIMPHU	0.912	7.869	0.000	8.781	0.911	3.721	0.000	4.632	0.001	4.148	0.000	4.149	47.25
DAGALA GEWOG, THIMPHU	0.695	3.825	0.000	4.520	0.667	2.550	0.000	3.217	0.028	1.275	0.000	1.303	28.83
GANYEY GEWOG, THIMPHU	1.954	6.785	0.000	8.739	1.953	6.104	0.000	8.057	0.001	0.681	0.000	0.682	7.80
KAWANG GEWOG, THIMPHU	0.775	6.963	0.000	7.738	0.773	5.555	0.000	6.328	0.002	1.408	0.000	1.410	18.22
LINGZHI GEWOG, THIMPHU	0.708	2.925	0.000	3.633	0.694	2.925	0.000	3.619	0.014	0.000	0.000	0.014	0.39
MEWANG GEWOG, THIMPHU	1.068	11.331	0.000	12.399	1.060	10.264	0.000	11.324	0.008	1.067	0.000	1.075	8.67
NARO GEWOG, THIMPHU	0.738	4.443	0.000	5.181	0.719	4.377	0.000	5.096	0.019	0.066	0.000	0.085	1.64
GEONKHAMED GEWOG, GASA	0.772	3.339	0.000	4.111	0.746	3.322	0.000	4.068	0.026	0.017	0.000	0.043	1.05
GEONKHATEOD GEWOG, GASA	0.727	3.705	0.000	4.432	0.683	3.616	0.000	4.299	0.044	0.089	0.000	0.133	3.00
LAYA GEWOG, GASA	0.748	17.258	0.000	18.006	0.742	6.663	0.000	7.405	0.006	10.595	0.000	10.601	58.87
LUNANA GEWOG, GASA	0.721	14.850	0.000	15.571	0.709	13.207	0.000	13.916	0.012	1.643	0.000	1.655	10.63
BUMDELING GEWOG, TASHI YANGTSE	0.764	7.552	0.000	8.316	0.730	7.243	0.000	7.973	0.034	0.309	0.000	0.343	4.12
JAMKHAR GEWOG, TASHI YANGTSE	0.714	15.560	0.000	16.274	0.706	15.555	0.000	16.261	0.008	0.005	0.000	0.013	0.08
KHAMDANG GEWOG, TASHI YANGTSE	0.789	7.163	0.000	7.952	0.789	7.161	0.000	7.950	0.000	0.002	0.000	0.002	0.03
RAMJER GEWOG, TASHI YANGTSE	0.664	6.485	0.000	7.149	0.664	6.403	0.000	7.067	0.000	0.082	0.000	0.082	1.15
TEODTSHO GEWOG, TASHI YANGTSE	0.739	6.359	0.000	7.098	0.685	6.335	0.000	7.020	0.054	0.024	0.000	0.078	1.10
TONGMIZHANGTSHA GEWOG, TASHI YANGTSE	0.739	8.818	0.000	9.557	0.734	8.741	0.000	9.475	0.005	0.077	0.000	0.082	0.86
YALANG GEWOG, TASHI YANGTSE	0.764	4.525	0.000	5.289	0.743	4.525	0.000	5.268	0.021	0.000	0.000	0.021	0.40
YANGTSE GEWOG, TASHI YANGTSE	0.739	3.585	0.000	4.324	0.734	3.429	0.000	4.163	0.005	0.156	0.000	0.161	3.72
	<b>169,672</b>	<b>2,777,980</b>	<b>0,000</b>	<b>2,947,652</b>	<b>160,529</b>	<b>2,388,097</b>	<b>0,000</b>	<b>2,548,626</b>	<b>9,143</b>	<b>389,883</b>	<b>0,000</b>	<b>399,026</b>	<b>2,538.16</b>
	192,536	360,806	0.000	573,342	189,337	341,032	0.000	530,369	3,199	39,774	0.000	42,973	7.50
JUDICIARY	<b>192,536</b>	<b>360,806</b>	<b>0,000</b>	<b>573,342</b>	<b>189,337</b>	<b>341,032</b>	<b>0,000</b>	<b>530,369</b>	<b>3,199</b>	<b>39,774</b>	<b>0,000</b>	<b>42,973</b>	<b>7.50</b>

ADMINISTRATIVE UNIT	REVISED BUDGET APPROPRIATIONS				ACTUAL ANNUAL EXPENDITURE				AMOUNT OF VARIATION				%VAR
	CURRENT	CAPITAL	LENI/REPAY	TOTAL	CURRENT	CAPITAL	LENI/REPAY	TOTAL	CURRENT	CAPITAL	LENI/REPAY	TOTAL	
MINISTRY OF HOME & CULTURAL AFFAIRS	1,336,300	901,926	0,000	2,238,226	1,244,784	713,135	0,000	1,957,919	91,516	188,791	0,000	280,307	12.52
MINISTRY OF FINANCE	3,811,072	1,376,611	7,300,063	12,487,746	3,702,939	1,243,859	7,300,054	12,246,852	108,133	132,752	1,783,417	2,024,302	16.21
MINISTRY OF FOREIGN AFFAIRS	532,376	163,405	0,000	695,781	484,038	155,862	0,000	639,900	48,338	7,823	0,000	56,161	8.07
MINISTRY OF AGRICULTURE & FORESTS	1,448,711	1,119,562	0,000	2,568,273	1,326,203	766,363	0,000	2,082,566	122,508	363,199	0,000	485,707	18.91
MINISTRY OF ECONOMIC AFFAIRS	274,914	798,162	0,000	1,073,076	258,384	610,754	0,000	869,138	16,530	187,408	0,000	203,938	19.00
MINISTRY OF WORKS & HUMAN SETTLEMENT	422,148	4,802,760	0,000	5,024,908	406,098	3,666,457	0,000	4,072,555	16,050	936,303	0,000	952,353	18.95
MINISTRY OF INFORMATION & COMMUNICATIONS	274,567	1,367,799	0,000	1,642,366	271,947	1,311,630	0,000	1,583,577	2,620	56,169	0,000	58,789	3.56
MINISTRY OF HEALTH	1,264,272	605,077	0,000	1,869,349	1,196,972	477,007	0,000	1,673,979	67,300	128,070	0,000	195,370	10.45
MINISTRY OF EDUCATION	171,072	1,159,283	0,000	1,330,355	164,762	959,351	0,000	1,124,113	6,310	199,932	0,000	206,242	15.50
MINISTRY OF LABOUR & HUMAN RESOURCES	211,441	338,020	0,000	549,461	178,201	286,772	0,000	464,973	33,240	51,248	0,000	84,488	15.38
<b>Total : MINISTRY</b>	<b>9,746,873</b>	<b>12,432,605</b>	<b>7,300,063</b>	<b>29,479,541</b>	<b>9,234,328</b>	<b>10,180,910</b>	<b>7,300,054</b>	<b>26,715,282</b>	<b>512,545</b>	<b>2,251,695</b>	<b>1,783,417</b>	<b>4,547,667</b>	<b>138.59</b>
<b>Total :</b>	<b>17,285,617</b>	<b>22,233,669</b>	<b>7,300,063</b>	<b>46,819,349</b>	<b>16,705,651</b>	<b>18,137,116</b>	<b>7,300,054</b>	<b>42,142,821</b>	<b>579,966</b>	<b>4,096,553</b>	<b>1,783,417</b>	<b>6,499,936</b>	<b>3,190.38</b>

<b>Schedule 2- Expenditure summary by object class</b>			
		<b>2010-2011</b>	<b>2011-2012</b>
	<b>CURRENT EXPENDITURE</b>		
01.01	Pay and Allowances	5,931.990	6,440,480,203.340
02.01	Other Personnel Emoluments	567.740	572,355,838.910
03.01	Medical Benefits - Incountry	0.231	259,520.840
03.02	Medical Benefits - Outside Bhutan	197.724	255,264,957.850
04.01	Special Allowance	60.204	61,229,840.000
04.02	Special Allowance - Kidu/Pensioners	2.457	4,397,939.340
05.01	Stipends	389.413	340,101,741.290
11.01	Travel - Incountry	1,274.651	1,557,885,742.820
11.02	Travel - Outside Bhutan	184.268	201,575,357.330
12.01	Utilities -Telephones, Telex, Fax, E-mail, Internet	141.871	156,880,671.430
12.02	Utilities -Telegram, Wireless Transmission, Postage	22.480	27,892,841.670
12.03	Utilities - Electricity, Water, Sewerage	118.156	118,442,851.410
12.05	Utilities - Fuelwood	43.518	45,592,595.540
13.01	Rental of Properties - Buildings	128.886	249,763,643.330
13.02	Rental of Properties - Vehicles	12.441	21,785,754.680
13.03	Rental of Properties - Others	0.086	73,475.000
13.04	Rental of Properties - Furniture, Equipment & Land	0.892	321,853.000
14.01	S & M - Office Supplies, Printing, Publications	263.787	289,390,528.520
14.02	S & M - Medicines & Laboratory Consumables	275.972	362,775,358.930
14.03	S & M - Fertilizers, Chemicals, Manures, Innoculants	4.998	14,049,727.940
14.04	S & M - Seeds, Seedlings	38.112	33,706,934.110
14.05	S & M - Animal Feeds	39.477	46,740,258.600
14.06	S & M - Uniforms, Extension Kits, Linens	82.845	101,023,433.230
14.07	S & M - Text Books, Library Books, Stationeries & Sports Item	237.212	212,098,796.070
14.09	S & M - Patient Diet	16.944	17,664,643.880
14.10	S & M - Diet	92.066	101,481,764.060
15.01	Maintenance of Property - Buildings	126.145	135,335,234.600
15.02	Maintenance of Property - Vehicles	264.240	295,923,245.940
15.03	Maintenance of Property - Roads	136.139	140,898,672.560
15.04	Maintenance of Property - Bridges	3.546	4,355,853.800
15.05	Maintenance of Property - Equipment	72.005	87,592,169.960
15.06	Maintenance of Property - Plantations	13.028	18,969,702.020
15.07	Maintenance of Property - Computers	19.269	21,473,073.110
15.09	Maintenance of Property - Water supply, Sewerage, Playfield	3.879	4,265,598.810

17.01	Op. Exp. - Advertising	58.688	59,343,374.440
17.02	Op. Exp. - Taxes, Duties, Royalties, Handling Charges, Bank Charges	36.041	37,704,726.190
17.03	Op. Exp. - Transportation	71.511	76,806,062.060
17.04	Op. Exp. - Energy/Propulsion Charges	1.437	1,113,642.190
17.05	Op. Exp. - Purchase of Power	-	450,000.000
17.06	Op. Exp. - Items for Processing/Manufacturing	3.846	6,553,888.740
17.08	Op. Exp. - Incountry Meetings and Celebrations	293.138	394,869,619.490
17.09	Op. Exp. - Survey/Census	109.677	72,737,936.570
18.01	Hospitality & Entertainment	100.200	101,177,967.700
19.01	Write Off - Stocks, Loss of Cash/Goods	0.033	5,144.550
21.01	Current Grants - Individuals/Non-profit Orgs.	190.364	759,494,229.090
21.02	Current Grants - Sungchop	236.713	240,305,000.000
21.03	Current Grants - Rural Life Insurance Scheme	44.244	52,563,251.970
22.01	Current Grants - Financial Institutions	1.800	590,342.000
22.02	Current Grants - Non-Financial Institutions	299.997	282,846,850.000
24.01	Subscriptions to International Organisation	44.750	65,197,958.740
24.02	Contributions - Other Govts.	10.700	1,100,000.000
24.03	Contributions - Provident Fund	480.276	502,570,690.060
25.01	Retirement Benefits	190.924	217,715,943.160
26.01	General Provisions	-	4,416,283.000
31.01	Interest Payment - Internal	59.205	76,152,067.160
31.02	Interest Payment - External	1,734.842	1,809,882,855.060
	<b>Total of CURRENT EXPENDITURE</b>	<b>14,735.058</b>	<b>16,705,647,656.090</b>
	<b>CAPITAL EXPENDITURE</b>		
15.05	Maintenance of Property - Equipment		14,560.000
41.01	Acquisition of Immovable Property - Land	42.713	52,481,035.940
41.02	Acquisition of Immovable Property - Buildings	25.769	152,883,388.750
45.01	Training - Human Resource Development	721.130	795,747,452.340
45.02	Training - Others	493.200	629,501,834.020
51.01	Exp. on Structure - Buildings	3,474.612	4,946,135,290.280
51.02	Exp. on Structure - Roads (incl.culverts,drns)	3,380.850	5,013,572,452.870
51.03	Exp. on Structure - Bridges	373.796	388,156,008.210
51.04	Exp. on Structure - Irrigation Channels	78.612	171,078,693.200
51.05	Exp. on Structure - Drainage Systems	16.668	33,701,506.830
51.06	Exp. on Structure - Water Supply & Sanitation	285.319	453,820,538.560
51.07	Exp. on Structure - Plantations	49.537	57,215,506.890
51.08	Exp. on Structure - Others	922.817	1,034,294,863.850
52.01	Plant & Equipmt. - Roads	7.885	28,387,526.800



52.02	Plant & Equipt. - Power Generation	6.975	13,092,717.470
52.03	Plant & Equipt. - Power Trans. & Dist.	16.027	52,356,960.020
52.04	Plant & Equipt. - Telecommunications	16.820	17,465,590.930
52.05	Plant & Equipt. - Agricultural Machineries	47.812	53,707,263.070
52.06	Plant & Equipt. - Livestock	41.355	57,149,424.390
52.07	Plant & Equipt. - Hospital/Lab. Equipment	101.129	162,557,774.190
52.08	Plant & Equipt. - General Tools, Instruments	1,215.474	1,067,533,167.910
53.01	Purchase of Vehicles	140.981	395,331,491.730
54.01	Furniture	139.376	145,985,061.510
54.02	Office Equipment	138.710	139,795,901.140
54.03	Computers & Peripherals	192.217	174,133,800.170
55.01	Professional Services	2,003.148	892,586,387.100
56.01	General Provisions	-	6,018,300.000
61.01	Capital Grants - Individuals/Non-Profit Orgs.	476.406	734,141,415.100
61.03	Capital Grants- Revolving funds	0.172	
62.01	Capital Grants - Financial Institutions	28.643	49,579,665.100
62.02	Capital Grants - Non-Financial Institutions	111.585	102,133,527.000
63.01	Acquisition of Equities/Shares	237.110	316,554,889.140
	<b>Total of CAPITAL EXPENDITURE</b>	<b>14,786.848</b>	<b>18,137,113,994.510</b>
	<b>LENDING EXPENDITURE</b>		
65.02	Loans - Enterprises	986.680	875,010,000.000
	<b>Total of LENDING EXPENDITURE</b>	<b>986.680</b>	<b>875,010,000.000</b>
	<b>REPAYMENT EXPENDITURE</b>		
70.01	Repayment of Debt Principal - Internal	674.677	4,179,732,890.880
70.02	Repayment of Debt Principal - External	2,141.363	2,228,617,095.180
	<b>Total of REPAYMENT EXPENDITURE</b>	<b>2,816.040</b>	<b>6,408,349,986.060</b>
	<b>TOTAL EXPENDITURE</b>	<b>33,324.626</b>	<b>42,126,121,636.660</b>

Schedule 3 - INTERNATIONAL ASSISTANCE (GRANT) RECEIVED BY DONOR FOR THE FINANCIAL YEAR 2011-2012							
DONOR	ADMINISTRATIVE UNIT	FIC	PROJECT NAME	Nu. In Millions			% of Total
				IN-CASH	IN-KIND	TOTAL	
ADB	ROYAL AUDIT AUTHORITY	2769	Strengthening Audit Resource Management (TA-7723)		9.378	9.378	
	NATIONAL ENVIRONMENT COMMISSION					0.000	
	SECRETARIAT	2548	TA for capacity Building of the NEC in climate change		18.156	18.156	
	NATIONAL STATISTICS BUREAU					0.000	
	SECRETARIAT	2642	2011 International Comparison Program for Asia and the Pacific(RDTA)	0.873		0.873	
		2752	Third Bhutan Living Standard Survey	6.108	2.865	8.973	
	NATIONAL COMMISSION FOR WOMEN & CHILDREN					0.000	
	SECRETARIAT	2715	Advancing Economic Opportunities of Women And Girls(JFPR-9155)	4.447		4.447	
		2715	Advancing Economic Opportunities of Women And Girls(JFPR-9155)	4.868		4.868	
	MINISTRY OF FINANCE					0.000	
	DEPARTMENT OF PUBLIC ACCOUNTS	2235	Micro, Small & Medium Enterprise Sector Development Program	97.781		97.781	
		2366	Micro, Small & Medium Sized Enterprise Sector Dev. Project	3.782		3.782	
		2414	Green Power Development Project (RE-IV)	16.694	90.929	107.623	
		2662	"Preparing the SME/Microenterprise Dev Program (TA.4837)"		0.973	0.973	
		2666	Rural Renewable Energy Development Project	2.178	362.277	364.455	
		2766	"Institutionalizing Skills and Capacity Development (formerly Institutional Strengthening for Financial Sector Development)"	3.520	6.236	9.756	
		2772	Strengthening Public Management		6.248	6.248	
	MINISTRY OF AGRICULTURE & FORESTS					0.000	

SECRETARIAT	2648	Farm Roads to Support Poor Farmers' Livelihoods (JFPR 9146)	4.474	4.474	4.474
DEPARTMENT OF AGRICULTURE					0.000
	2648	Farm Roads to Support Poor Farmers' Livelihoods (JFPR 9146)	27.652		27.652
MINISTRY OF ECONOMIC AFFAIRS					0.000
DEPARTMENT OF ENERGY	2235	Micro, Small & Medium Enterprise Sector Development Program			0.000
	2590	Promotion of Clean Power Export Development	28.510	28.510	28.510
	2664	"Rural Renewable Energy Development Project (TA 7318)"	2.293	2.293	2.293
	2844	Green Power Development Project II (TA No - 7887)	6.380	6.380	6.380
MINISTRY OF WORKS & HUMAN SETTLEMENT					0.000
DEPARTMENT OF ROADS	2366	Micro, Small & Medium Sized Enterprise Sector Dev. Project	0.500		0.500
	2632	Road Network Project (RNP) II	305.153		305.153
	2633	Capacity Building of the Dept. of Roads ( RNP II)	10.321	10.321	10.321
	2843	Road Network Project II (Additional Financing) TA-7803	30.597	30.597	30.597
DEPARTMENT OF URBAN DEVELOPMENT & ENGINEERING SERVICES	2767	Urban Infrastructure Project (TA-7630)	0.513	27.499	28.012
STANDARD QUALITY CONTROL AUTHORITY	2366	Micro, Small & Medium Sized Enterprise Sector Dev. Project	4.514		4.514
MINISTRY OF INFORMATION & COMMUNICATIONS					0.000
DEPARTMENT OF CIVIL AVIATION	2768	"Air Transport Connectivity Enhancement Project (formerly Preparing Domestic Airport Improvement)"	21.477	21.477	21.477
DEPARTMENT OF INFORMATION TECHNOLOGY & TELECOM	2544	SASEC Information Highway Project	0.608		0.608
MINISTRY OF EDUCATION					0.000
DEPARTMENT OF SCHOOL EDUCATION	2649	Upgrading Schools & Integrated Disaster Education Project (UPSIDE-JFPR 9149)	36.659		36.659



	SECRETARIAT	2754	Institutional Strengthening of the RIM in support of delivering in-country professional Masters Programs in Bhutan	29.970		29.970	
	DZONGKHAG ADMINISTRATION, LHUENTSE					0.000	
	EDUCATION	2674	Reconstruction of classroom buildings, Water supply & Sanitation facilities for schools in Eastern Bhutan	1.234		1.234	
		2674	Reconstruction of classroom buildings, Water supply & Sanitation facilities for schools in Eastern Bhutan	2.661		2.661	
	DZONGKHAG ADMINISTRATION, MONGAR	2674	Reconstruction of classroom buildings, Water supply & Sanitation facilities for schools in Eastern Bhutan	6.897		6.897	
	DZONGKHAG ADMINISTRATION, PEMA GATSHEL	2674	Reconstruction of classroom buildings, Water supply & Sanitation facilities for schools in Eastern Bhutan	2.209		2.209	
	EDUCATION	2674	Reconstruction of classroom buildings, Water supply & Sanitation facilities for schools in Eastern Bhutan	0.171		0.171	
	DZONGKHAG ADMINISTRATION, SAMDRUP JONGKHAR					0.000	
	EDUCATION	2674	Reconstruction of classroom buildings, Water supply & Sanitation facilities for schools in Eastern Bhutan	2.108		2.108	
	DZONGKHAG ADMINISTRATION, TASHIGANG					0.000	
	EDUCATION	2674	Reconstruction of classroom buildings, Water supply & Sanitation facilities for schools in Eastern Bhutan	1.701		1.701	
	DZONGKHAG ADMINISTRATION, TASHI YANGTSE	2674	Reconstruction of classroom buildings, Water supply & Sanitation facilities for schools in Eastern Bhutan	2.766		2.766	
	EDUCATION	2674	Reconstruction of classroom buildings, Water supply & Sanitation facilities for schools in Eastern Bhutan	0.500		0.500	
			Total AUSA	50.217	0.000	50.217	
AUSTRIAN	JUDICIARY					0.000	
	SECRETARIAT	2486	Support to Judiciary of Bhutan	13.743		13.743	
	TOURISM COUNCIL OF BHUTAN	2100	Implementation of Tourism Master Plan	0.043		0.043	
	MINISTRY OF AGRICULTURE & FORESTS					0.000	
	COUNCIL FOR RENEWABLE NATURAL RESOURCE RESEARCH OF BHUTAN	2438	Forest Research for Development Partnership (FORED)			0.000	



		2652	National Forest Inventory & Ecosystem Health Monitoring	1.460		1.460
		2736	Enhancing local stewardship of Forests through alternative roofing in Merak & Sakten	2.700		2.700
		2742	"Bumdeling Black Necked Crane Habitat Reclamation Project"	1.061		1.061
	DEPARTMENT OF FOREST	2516	Conservation & Protection of Local Tsenden through Plantation Program	1.500		1.500
		2652	National Forest Inventory & Ecosystem Health Monitoring	4.727		4.727
		2788	Linking Tourism Biodiversity Conservation and Cultural Preservation through Eco-Campsite Development	1.120		1.120
		2789	Establishment of Langpophakha Greenery Park	0.820		0.820
	DZONGKHAG ADMINISTRATION, PUNAKHA	2562	Development of Chubu Tsachu	1.761		1.761
	DZONGKHAG ADMINISTRATION, WANGDUE PHODRANG	2741	Piloting Integrated Solid Waste Management in Bajothang	0.575		0.575
			Total BTFEC	26.788	0.000	26.788
CANADA	NATIONAL COMMISSION FOR WOMEN & CHILDREN	2552	"HOPE" A Transit Shelter For Children in difficult Circumstances	0.591		0.591
	SECRETARIAT	2552	"HOPE" A Transit Shelter For Children in difficult Circumstances	0.297		0.297
			Total CANADA	0.888	0.000	0.888
DANIDA	JUDICIARY	2698	Const. of Pema Gatsel Court	8.692		8.692
	SECRETARIAT	2346	Good Governance Support Programme - Ph III	5.417		5.417
		2698	Const. of Pema Gatsel Court	9.122		9.122
	ANTI-CORRUPTION COMMISSION					0.000
	SECRETARIAT	2484	SSPS Component 3: Technical Assistance & Programme Management	2.057		2.057
	ELECTION COMMISSION OF BHUTAN	2520	Support to Democratic Governance Institution	3.286		3.286
	CABINET SECRETARIAT					0.000
	SECRETARIAT	2819	Baeyul Dewaling GNH Center, Bumthang	1.000		1.000

DZONGKHA DEVELOPMENT COMMISSION	2626	Printing Bilingual Dictionary for Schools	2,173	2,173	2,173
NATIONAL LAND COMMISSION	2211	Support to National Land Commission	7,000	7,000	7,000
SECRETARIAT	2211	Support to National Land Commission	11,833	11,833	11,833
GROSS NATIONAL HAPPINESS COMMISSION	2601	Sustainable Environment Support Programme (SESP)	54,324	54,324	54,324
SECRETARIAT	2044	EUSPS (PCU)	0,735	0,735	0,735
	2553	Institutional Strengthening of GNHC Secretariat	4,580	4,580	4,580
	2601	Sustainable Environment Support Programme (SESP)	60,881	60,881	60,881
	2760	Support to Integration of Planning Budgeting Accounting system under TSP (PFU GNHC)	8,500	8,500	8,500
	2761	Support to Developing Research Capacity under TSP (RED GNHC)	3,745	3,745	3,745
NATIONAL ENVIRONMENT COMMISSION					
SECRETARIAT	1784	Environment & Urban Sector Programme Support (NEC)			0,000
	2762	Printing & Publishing of Bhutan's Carbon Neutral Strategy (SESP)	1,000	1,000	1,000
	2783	Printing of Water Act of Bhutan, 2011 (SESP)	1,200	1,200	1,200
ROYAL UNIVERSITY OF BHUTAN					
SECRETARIAT	2812	Transition Support Program (TSP): RUB	3,824	3,824	3,824
NATIONAL STATISTICS BUREAU					
SECRETARIAT	2759	Support to Developing Environmental Statistical & Accounting capacity under TSP (NSB)	8,396	8,396	8,396
MINISTRY OF HOME & CULTURAL AFFAIRS					
SECRETARIAT	2372	Local Governance support programme	30,640	30,640	30,640
	2519	Good Governance Support Programme (Phase III) Civil Society	0,400	0,400	0,400
DEPARTMENT OF LOCAL GOVERNANCE	2372	Local Governance support programme	49,141	49,141	49,141
DEPARTMENT OF DISASTER MANAGEMENT	2576	Damages caused by Earthquake	9,160	9,160	9,160





				Total EIS	1.494	0.000	1.494
EU	MINISTRY OF FINANCE	2630		DReAMS	1.597		1.597
				Total EU	1.597	0.000	1.597
EUROCO	MINISTRY OF AGRICULTURE & FORESTS						0.000
	DEPARTMENT OF AGRICULTURE	2121		Support to Agriculture Production Sector Project	3.204		3.204
	DEPARTMENT OF LIVESTOCK	1981		Support to Livestock Sector in Bhutan	7.857		7.857
	MINISTRY OF WORKS & HUMAN SETTLEMENT						0.000
	SECRETARIAT	2809		SUNYA - Towards Zero Waste in South Asia Project	0.962		0.962
				Total EUROCO	12.023	0.000	12.023
FAO	MINISTRY OF AGRICULTURE & FORESTS						0.000
	SECRETARIAT	2711		Food and Nutrition Security Policy	0.518		0.518
		2775		School Agriculture Program (SAP) and F2S	1.726		1.726
		2776		Study to Assess the Constraints and Potentials for Capital Formation and Investments in Bhutan	1.070		1.070
	DEPARTMENT OF AGRICULTURE	2775		School Agriculture Program (SAP) and F2S	2.621		2.621
		2776		Study to Assess the Constraints and Potentials for Capital Formation and Investments in Bhutan	0.981		0.981
		2817		Strengthening national capacities to implement the International Treaty on Plant Genetic Resources for Food & Agri. in Bhutan	2.398		2.398
	DEPARTMENT OF FOREST	2720		Strengthening the Capacity of the Stakeholders in Planning & Implementation of Sustainable Forest Management Plans in Bhutan	0.615		0.615
		2721		Strengthening the Capacity of the Key Stakeholders on NWFP Processing & Development	0.615		0.615
		2722		Assessment of Watershed Conditions in Bhutan	0.615		0.615
	COUNCIL FOR RENEWABLE NATURAL RESOURCE RESEARCH OF BHUTAN						
		2775		School Agriculture Program (SAP) and F2S	1.035		1.035
				Total FAO	12.194	0.000	12.194
GAVI	MINISTRY OF HEALTH						0.000

	DEPARTMENT OF MEDICAL SERVICES	2296	health system strengthening	4.212		4.212
			Total GAVI	4.212	0.000	4.212
GEF	NATIONAL ENVIRONMENT COMMISSION	2152	Second National Communication to UNFCCC	4.021		4.021
	MINISTRY OF HOME & CULTURAL AFFAIRS	2294	GLOF Projects	1.124		1.124
	DEPARTMENT OF DISASTER MANAGEMENT	2294	GLOF Projects	10.036		10.036
	MINISTRY OF AGRICULTURE & FORESTS					0.000
		2151	Integrated Livestock & Crop Conservation Project	2.099		2.099
	DEPARTMENT OF AGRICULTURE	2013	Sustainable Land Management Project	46.065		46.065
	DEPARTMENT OF LIVESTOCK	2151	Integrated Livestock & Crop Conservation Project	0.895		0.895
	BHUTAN AGRICULTURE & FOOD REGULATORY AUTHORITY	2594	Implementation of BIO Safety Framework Implemented by BAFRA	6.681		6.681
	MINISTRY OF ECONOMIC AFFAIRS					0.000
	DEPARTMENT OF GEOLOGY AND MINES	2294	GLOF Projects	15.745		15.745
	DEPARTMENT OF ENERGY	2294	GLOF Projects	18.034		18.034
	DEPARTMENT OF HYDRO POWER AND POWER SYSTEM	2294	GLOF Projects			0.000
GFATM	MINISTRY OF HEALTH	2207	Total GEF	104.700	0.000	104.700
			Scaling up HIV Prevention Services among Youth & Other Vulnerable Population Groups through Multi Se	14.908		14.908
	DEPARTMENT OF PUBLIC HEALTH	2166	Strengthening Quality TB Control in Bhutan	11.005		11.005
		2342	Strengthening Malaria Prevention and Control in Bhutan	9.698		9.698
		2574	CCM/PCM Secretariat Funding for Bhutan	1.179		1.179
		2771	"To reduce the impact of HIV on MSM populations in South Asia"	2.224		2.224
GOI			Total GFATM	39.014	0.000	39.014
	COUNCIL FOR RELIGIOUS AFFAIRS					0.000
	SECRETARIAT	2274	Expansion of Tango Buddhist College	85.000		85.000
		2275	Construction of Anim Sherda (Nunnery), Mongar	40.000		40.000



		2585	Construction of Tingtibi-Praling Road	161.164	161.164	161.164
	MINISTRY OF INFORMATION & COMMUNICATIONS					0.000
	DEPARTMENT OF INFORMATION TECHNOLOGY & TELECOM	2564	Total Solution Project	360.000	360.000	360.000
	MINISTRY OF HEALTH	2247	Vector Borne Disease Control	8.000	8.000	8.000
	MINISTRY OF EDUCATION	2252	Undergraduate Scholarships in Critical fields & areas (425 Scholarships)	88.734	88.734	88.734
	MINISTRY OF LABOUR & HUMAN RESOURCES	2254	Construction of 3 new Vocational Training Institute and 1 Institute of Zorig Chusum	79.660	79.660	79.660
	DEPARTMENT OF LABOUR	2253	Human Resource Development (Vocational Education)	34.042	34.042	34.042
	DZONGKHAG ADMINISTRATION, TONGSA					0.000
	EDUCATION	2251	Expansion of tertiary education	20.000	20.000	20.000
			Total GOI	5,971.977	5,971.977	5,971.977
GOI10FYP	COUNCIL FOR RELIGIOUS AFFAIRS					0.000
	SECRETARIAT	2421	Constnction of New Zhirim Lobda	40.000	40.000	40.000
		2580	Constnction of New Zhirim Lobdra at Phochu Dumra	40.000	40.000	40.000
	OFFICE OF THE ATTORNEY GENERAL	2487	Strengthening of Office of Attorney General	25.000	25.000	25.000
	ROYAL INSTITUTE OF MANAGEMENT					0.000
	SECRETARIAT	2430	Infrastructure Development for RIM	62.168	62.168	62.168
	ROYAL UNIVERSITY OF BHUTAN	2456	Sherubtse College	36.107	36.107	36.107
	SECRETARIAT	2457	College of Science and Technology	100.000	100.000	100.000
		2458	Samtse College of Education	61.471	61.471	61.471
		2461	Jigme Namgyel Polytechnic, Kharbandi	100.000	100.000	100.000
		2464	National Institute of Traditional Medicine	45.000	45.000	45.000
	THROMDAYS					0.000
	THIMPHU THROMDEY	2441	Construction of Taba Primary School	20.240	20.240	20.240
		2620	Zliukha LSS	40.000	40.000	40.000
	MINISTRY OF HOME & CULTURAL AFFAIRS	2423	Renovation of Daga Tashiyangtse Dzong & Const. of Driatshang for the Dzong, Dagana	25.500	25.500	25.500

	DEPARTMENT OF CULTURE	2424	Renovation of Wangdi Phodrang Dzong	71,600	71,600	71,600
		2425	Renovation of Paro Dzong	25,000	25,000	25,000
		2427	Construction of National Conservation Lab. Thimphu at Cultural Centre Site	25,950	25,950	25,950
	MINISTRY OF FINANCE					0,000
	DEPARTMENT OF PUBLIC ACCOUNTS	2361	Programme Grant (GOI 10th Plan)	1,400,000	1,400,000	1,400,000
	MINISTRY OF EDUCATION					0,000
	DEPARTMENT OF SCHOOL EDUCATION	2444	Pasakha MSS Construction	46,830	46,830	46,830
		2445	Sarpang LSS Construction	25,590	25,590	25,590
		2446	Gyensa LSS Construction	45,300	45,300	45,300
		2468	Lhamozingkha MSS Construction, Dagana	68,870	68,870	68,870
		2469	Pangserpo PS Construction, Drujegang Dagana	15,000	15,000	15,000
		2471	Minjey MSS Construction, Lhuntse	115,820	115,820	115,820
		2473	Phuntshohang HSS Construction, Samdrup Jongkhar	80,000	80,000	80,000
		2475	Genekha HSS Construction, Thimphu	60,000	60,000	60,000
		2476	Kinzaling MSS Construction, Tongzhang, Trashi Yangtse	60,000	60,000	60,000
		2617	Construction of Yeichen Middle Secondary School	35,000	35,000	35,000
		2618	Expansion/Boarding Component of Lobesa Middle Secondary School	30,000	30,000	30,000
		2621	Up gradation of Udzorong LSS to Middle Secondary School	35,000	35,000	35,000
		2740	Upgradation of Thrimshing MSS	35,000	35,000	35,000
	DZONGKHAG ADMINISTRATION, CHHUKHA	2616	Kamji LSS	15,000	15,000	15,000
	DZONGKHAG ADMINISTRATION, HAA					0,000
	EDUCATION	2440	Expansion and renovation of Ugyen Dorji HSS	2,580	2,580	2,580
	DZONGKHAG ADMINISTRATION, PARO					0,000
	EDUCATION	2443	Upgradation & Expansion of Birekha LSS	14,993	14,993	14,993
	DZONGKHAG ADMINISTRATION, SAMTSE					0,000
	EDUCATION	2474	Upgradation of Pejorling MSS, Sibsoo, Samtse	15,000	15,000	15,000

		2619	Gurtoe MSS		20,000		20,000
	DZONGKHAG ADMINISTRATION, TSIRANG						0,000
	EDUCATION	2455	Expansion of Dampchu LSS, Tsirang		10,230		10,230
	DZONGKHAG ADMINISTRATION, DAGANA						0,000
	EDUCATION	2470	Upgradation of Tshangkha CPS to LSS, Dagana		13,236		13,236
		2602	Trashiding CPS		4,810		4,810
	DZONGKHAG ADMINISTRATION, WANGDUE PHODRANG						0,000
	EDUCATION	2599	Nubding LSS		9,260		9,260
	DZONGKHAG ADMINISTRATION, BUMTHANG						0,000
	EDUCATION	2448	Renovation and Expansion of Jakar HSS		12,900		12,900
		2467	Upgradation of Tang LSS to MSS, Bumthang		15,600		15,600
	DZONGKHAG ADMINISTRATION, SARPANG						0,000
	EDUCATION	2451	Gelephu Lower Secondary School		12,810		12,810
		2452	Expansion of Dekling LSS, Sarpang		14,940		14,940
	DZONGKHAG ADMINISTRATION, ZHEMANG						0,000
	EDUCATION	2450	Expansion & Renovation of Yehiaptsa MSS		9,340		9,340
	DZONGKHAG ADMINISTRATION, LHUENTSE						0,000
	EDUCATION	2449	Thimyu LSS		4,720		4,720
	DZONGKHAG ADMINISTRATION, MONGAR						0,000
	EDUCATION	2472	Gyelpozhing HSS, Mongar		26,400		26,400
	DZONGKHAG ADMINISTRATION, PEMA GATSHEL						0,000
	EDUCATION	2453	Expansion of Ngalam HSS, Pemagatshel		10,870		10,870
	DZONGKHAG ADMINISTRATION, SAMDRUP JONGKHAR						0,000
	EDUCATION	2442	Upgradation & Expansion of Jomoishangkha LSS		15,380		15,380







	DEPARTMENT OF INFORMATION & MEDIA	2163	Private Sector Development Project	96.120	96.120
	MINISTRY OF EDUCATION				0.000
	DEPARTMENT OF SCHOOL EDUCATION	2388	Additional Financing for the Education Development Project	7.046	7.046
	MINISTRY OF LABOUR & HUMAN RESOURCES	2665	"Institutional Strengthening of Ministry of Labor and Human Resources"	0.800	0.800
	SECRETARIAT	2665	"Institutional Strengthening of Ministry of Labor and Human Resources"	5.483	5.483
	DEPARTMENT OF HUMAN RESOURCES	2665	"Institutional Strengthening of Ministry of Labor and Human Resources"	2.000	2.000
			Total IDA	280.734	280.734
IDRC	CENTRE FOR BHUTAN STUDIES AND GNH RESEARCH	2723	Alternative Measures of Well-Being: Gross National Happiness Index 2011	2.327	2.327
	MINISTRY OF INFORMATION & COMMUNICATIONS				0.000
	DEPARTMENT OF INFORMATION TECHNOLOGY & TELECOM	2811	PAN Localization for Education and Research Purposes	0.253	0.253
			Total IDRC	2.580	2.580
IFAD	MINISTRY OF AGRICULTURE & FORESTS				0.000
	SECRETARIAT	2718	Market Access and Growth Intensification Project(MAGIP)	5.196	5.196
		2739	"Bhutan Climate Summit 2011		
*	8.350		8.350		
		2784	"Rural-Urban Migration Study & Institutional Development & Capacity Building for PPD (RUMS & IDCB)"	4.829	4.829
	BHUTAN AGRICULTURE & FOOD REGULATORY AUTHORITY	2489	Strategy Development for Delineation of Protected Agriculture Areas for Food Security	0.684	0.684
	DEPARTMENT OF AGRICULTURE MARKETING AND COOPERATIVES	2718	Market Access and Growth Intensification Project(MAGIP)	10.501	10.501
			Total IFAD	29.560	29.560
IFRC	MINISTRY OF HOME & CULTURAL AFFAIRS				0.000

	DEPARTMENT OF DISASTER MANAGEMENT	2689	To improve delivery of quality services to vulnerable communities affected by the fire in Bumthang	0.324	0.324	0.324
ITU	MINISTRY OF INFORMATION & COMMUNICATIONS		Total IFRC	0.324	0.000	0.324
	DEPARTMENT OF INFORMATION TECHNOLOGY & TELECOM	2782	MOBILE APPLICATIONS WORKSHOP	0.099		0.099
JAPAN	MINISTRY OF HOME & CULTURAL AFFAIRS		Total ITU	0.099	0.000	0.099
	ROYAL BHUTAN POLICE	2804	Supply of Fire Engines in Tashigang and Dechencholing	1.872		1.872
	MINISTRY OF AGRICULTURE & FORESTS					0.000
	BHUTAN AGRICULTURE & FOOD REGULATORY AUTHORITY	2807	Ramsar Small Grant Fund	0.467		0.467
	MINISTRY OF HEALTH					0.000
	DEPARTMENT OF MEDICAL SERVICES	2795	Replacement of Ambulances		94.000	94.000
	DZONGKHAG ADMINISTRATION, TASHI YANGTSE					0.000
	URBAN DEVELOPMENT & ENGINEERING	2805	Construction of Water Supply in Trashigang	5.380		5.380
NET O	COUNCIL FOR RELIGIOUS AFFAIRS		Total JAPAN	7.719	94.000	101.719
	SECRETARIAT	2378	Awareness Campaign & Mass Education Program on Renewable Energy Technology & Energy Conservation	4.292		4.292
	ROYAL CIVIL SERVICE COMMISSION	2352	Sustainable Human Resource Development - Phase II	2.000		2.000
	SECRETARIAT	2352	Sustainable Human Resource Development - Phase II	58.000		58.000
	GROSS NATIONAL HAPPINESS COMMISSION					0.000
	SECRETARIAT	2323	HRD for GNHC	12.000		12.000
	NATIONAL ENVIRONMENT COMMISSION	2324	HRD for Cross Sector	10.000		10.000

SECRETARIAT	2324	HRD for Cross Sector				0.000
TOURISM COUNCIL OF BHUTAN	2226	Sustainable Tourism Dev. Strategy in Zhemgang Dzongkhag (Bhutan & Rio San Juan Costa Rica)	0.519			0.519
MINISTRY OF HOME & CULTURAL AFFAIRS						0.000
ROYAL BHUTAN POLICE	2324	HRD for Cross Sector	0.450			0.450
MINISTRY OF FINANCE						0.000
DEPARTMENT OF PUBLIC ACCOUNTS	2324	HRD for Cross Sector	0.900			0.900
MINISTRY OF AGRICULTURE & FORESTS	2230	Development of Local Capacities on Environment Friendly Agricultural Technologies	0.737			0.737
	2231	Sys. & Analysis of the Contri. of the Nat. Parks & Bio. Reserves to the Eco. in Costa Rica & Bhutan	0.024			0.024
	2239	Benin, Bhutan, Costa Rica:Non Timber Forest Product Use	0.370			0.370
MINISTRY OF WORKS & HUMAN SETTLEMENT						0.000
DEPARTMENT OF URBAN DEVELOPMENT & ENGINEERING SERVICES	2324	HRD for Cross Sector	2.000			2.000
		Total NET O	91.292	0.000		91.292
NETHERLN						
DEPARTMENT OF URBAN DEVELOPMENT & ENGINEERING SERVICES	2685	Poverty Alleviation through Road Development in Southern Bhutan	7.617			7.617
		Total NETHERLN	7.617	0.000		7.617
NIAID, USA						0.000
DEPARTMENT OF LIVESTOCK	2753	Influenza Research and Surveillance	1.790			1.790
		Total NIAID, USA	1.790	0.000		1.790
NORDIC						
DEPARTMENT OF AGRICULTURE & FORESTS	1337	On farm PGR conservation in Bhutan (BUCAP)	2.956			2.956
		Total NORDIC	2.956	0.000		2.956
PHPA	2605	Compensatory Afforestation Project along Punatsangchu Valley	3.000			3.000
MINISTRY OF ECONOMIC AFFAIRS						

	DEPARTMENT OF ENERGY	2746	GLOF Early Warning System in the Punakha-Wangdi Valley	20,000		20,000
			Total PHPA	23,000	0.000	23,000
PSC	GROSS NATIONAL HAPPINESS COMMISSION	2188	South-South (PSC Operational Budget)	2,000		2,000
			Total PSC	2,000	0.000	2,000
REPKOREA	MINISTRY OF HOME & CULTURAL AFFAIRS	2763	Development of National Inventory System of Intangible Cultural Heritage in Bhutan	1,025		1,025
	MINISTRY OF AGRICULTURE & FORESTS					0.000
	DEPARTMENT OF AGRICULTURE	2379	Green Tea Product Machine & Accessories	0.950		0.950
	COUNCIL FOR RENEWABLE NATURAL RESOURCE RESEARCH OF BHUTAN	2379	Green Tea Product Machine & Accessories	6.823		6.823
	MINISTRY OF HEALTH					0.000
	DEPARTMENT OF PUBLIC HEALTH	2773	Establishment of Joint Laboratory and Conduction of Joint Researches	0.452		0.452
			Total REPKOREA	9.250	0.000	9.250
SAARC	MINISTRY OF HOME & CULTURAL AFFAIRS					0.000
	DEPARTMENT OF DISASTER MANAGEMENT	2608	SAARC Disaster Management Center	0.434		0.434
	MINISTRY OF AGRICULTURE & FORESTS					0.000
	DEPARTMENT OF AGRICULTURE	2559	Rooftop Rain Water Harvesting Structure in Sarpang district	0.244		0.244
	MINISTRY OF HEALTH					0.000
	DEPARTMENT OF PUBLIC HEALTH	2747	Study on HIV Prevalence in TB Patients in Bhutan	0.484		0.484
			Total SAARC	1.162	0.000	1.162
SDC	JUDICIARY					
	SECRETARIAT	2485	Support to Judiciary of Bhutan	32.466		32.466
	ANTI-CORRUPTION COMMISSION					
	SECRETARIAT	2359	Good Governance Support to Anti Corruption Commission	15.831		15.831



	DZONGKHAG ADMINISTRATION, BUMTHANG	2636	Rural Economy Advancement Program(REAP) Phase I	0.143		0.143
	DZONGKHAG ADMINISTRATION, SARPANG	2636	Rural Economy Advancement Program(REAP) Phase I	0.180		0.180
	DZONGKHAG ADMINISTRATION, ZHEMGANG	2636	Rural Economy Advancement Program(REAP) Phase I	0.253		0.253
	DZONGKHAG ADMINISTRATION, TONGSA	2636	Rural Economy Advancement Program(REAP) Phase I	0.078		0.078
	DZONGKHAG ADMINISTRATION, LUJENTSE	2636	Rural Economy Advancement Program(REAP) Phase I	0.144		0.144
	DZONGKHAG ADMINISTRATION, MONGAR	2636	Rural Economy Advancement Program(REAP) Phase I	0.178		0.178
	DZONGKHAG ADMINISTRATION, PEIMA GATSHEL	2636	Rural Economy Advancement Program(REAP) Phase I	0.184		0.184
	DZONGKHAG ADMINISTRATION, TASHIGANG	2636	Rural Economy Advancement Program(REAP) Phase I	0.221		0.221
	DZONGKHAG ADMINISTRATION, THIMPHU					0.000
		2636	Rural Economy Advancement Program(REAP) Phase I	0.247		0.247
	DZONGKHAG ADMINISTRATION, GASA	2636	Rural Economy Advancement Program(REAP) Phase I	0.284		0.284
	DZONGKHAG ADMINISTRATION, TASHI YANGTSE	2636	Rural Economy Advancement Program(REAP) Phase I	0.120		0.120
			Total SDS	22.147	0.000	22.147
SWISS	DZONGKHAG ADMINISTRATION, WANGDUE PHODRANG					
	HEALTH	2645	Support to Wangdichoeling Hospital, Jakar, Bumthang	0.350		0.350
			Total SWISS	0.350	0.000	0.350
THAI	MINISTRY OF EDUCATION					
	SECRETARIAT	2806	Collaborative Projects on Youth and Children Development (School Agriculture Projects) in 3 Schools	2.226		2.226
			Total THAI	2.226	0.000	2.226
THPA	MINISTRY OF AGRICULTURE & FORESTS	2404	Rehabilitation of the Degraded and Barren sites in Wangchu basin along Thimphu-Paro Highway	4.775		4.775
			Total THPA	4.775	0.000	4.775
UFS	MINISTRY OF HEALTH					

	DEPARTMENT OF PUBLIC HEALTH	2000	Unidentified Financing Sources (External)	0.180		0.180
			Total UFS	0.180	0.000	0.180
UNAIDS	MINISTRY OF HEALTH					
	SECRETARIAT	2681	UN Support to Health	0.397		0.397
	DEPARTMENT OF PUBLIC HEALTH	2537	National Aids Control Program	0.520		0.520
			Total UNAIDS	0.917	0.000	0.917
UNCDF	MINISTRY OF HOME & CULTURAL AFFAIRS					
	DEPARTMENT OF LOCAL GOVERNANCE	2737	Local Climate Adaptive Living (LoCAL) Facility Pilot for Local Governments in Bhutan	13.187		13.187
	MINISTRY OF FINANCE					
	DEPARTMENT OF PUBLIC ACCOUNTS	2551	Saving led Financial Inclusive Project (Micro Finance)	10.256		10.256
			Total UNCDF	23.443	0.000	23.443
UNDP	JUDICIARY					
	SECRETARIAT	2410	ENHANCE HUMAN CAPACITY OF OAG TO COMBAT CORRUPTION	0.916		0.916
	MINISTRY OF HOME & CULTURAL AFFAIRS	2566	Bhutan Recovery and reconstruction Project	2.658		2.658
	DEPARTMENT OF DISASTER MANAGEMENT	2566	Bhutan Recovery and reconstruction Project	1.000		1.000
		2756	Emergency Cash Grant to Support the 18 September 2011 Earthquake affected Communities	38.009		38.009
		2787	2011 Earthquake Recovery Support for Building Back Better	1.968		1.968
	MINISTRY OF FINANCE					
	DEPARTMENT OF PUBLIC ACCOUNTS	1007	Small Grants Programme	1.963		0.000
	MINISTRY OF AGRICULTURE & FORESTS	2749	Climate Summit for a Living Himalayas	5.629		1.963
		2785	REDD + Readiness Strategy	1.722		5.629
	SECRETARIAT	2749	Climate Summit for a Living Himalayas			1.722
	DZONGKHAG ADMINISTRATION, CHHUKHA	1007	Small Grants Programme	0.389		0.389



	DZONGKHAG ADMINISTRATION, HAA	1007	Small Grants Programme	1.429	1.429	1.429
	DZONGKHAG ADMINISTRATION, SAMTSE	1007	Small Grants Programme	1.280	1.280	1.280
	DZONGKHAG ADMINISTRATION, WANGDUE PHODRANG	1007	Small Grants Programme	0.503	0.503	0.503
	DZONGKHAG ADMINISTRATION, BUMTHANG	1007	Small Grants Programme	0.742	0.742	0.742
	DZONGKHAG ADMINISTRATION, SARPANG	1007	Small Grants Programme	0.860	0.860	0.860
	DZONGKHAG ADMINISTRATION, LHUENTSE	1007	Small Grants Programme	0.723	0.723	0.723
	AGRICULTURE	1007	Small Grants Programme	0.888	0.888	0.888
	DZONGKHAG ADMINISTRATION, MONGAR	1007	Small Grants Programme	0.747	0.747	0.747
	DZONGKHAG ADMINISTRATION, SAMDRUP JONGKHAR	1007	Small Grants Programme	0.414	0.414	0.414
	DZONGKHAG ADMINISTRATION, TASHIGANG	1007	Small Grants Programme	2.405	2.405	2.405
	DZONGKHAG ADMINISTRATION, THIMPHU					
	RELIGION & CULTURE	1007	Small Grants Programme	0.736	0.736	0.736
			Total UNDP	64.981	0.000	64.981
UNDP IPF	NATIONAL COUNCIL OF BHUTAN	2493	UN Support for Stg. the Institutional Capacity of Parliament of Bhutan	1.332	1.332	1.332
	SECRETARIAT	2493	UN Support for Stg. the Institutional Capacity of Parliament of Bhutan	1.067	1.067	1.067
	ELECTION COMMISSION OF BHUTAN					
	SECRETARIAT	2624	For Preparation & Implementation of Free and Fair Local Election	2.176	2.176	2.176
	ROYAL AUDIT AUTHORITY	2313	UNDP-RAA Institutional & Human Capacity Building of ACC & the RAA Strengthened	1.732	1.732	1.732
	SECRETARIAT	2313	UNDP-RAA Institutional & Human Capacity Building of ACC & the RAA Strengthened	1.758	1.758	1.758
	CENTRE FOR BHUTAN STUDIES AND GNH RESEARCH	2301	UN Support to Result based Planning and M&E for the MDGs and GNH	1.460	1.460	1.460

GROSS NATIONAL HAPPINESS COMMISSION	2301	UN Support to Result based Planning and M&E for the MDGs and GNH	3.337	3.337	3.337
SECRETARIAT	2301	UN Support to Result based Planning and M&E for the MDGs and GNH	3.051	3.051	3.051
NATIONAL STATISTICS BUREAU	2792	Food Security through Improved Home Gardens (GNHC)	0.619	0.619	0.619
SECRETARIAT	2301	UN Support to Result based Planning and M&E for the MDGs and GNH	0.276	0.276	0.276
NATIONAL COMMISSION FOR WOMEN & CHILDREN	2165	Gender Mainstreaming & Women's Empowerment	3.485	3.485	3.485
SECRETARIAT	2165	Gender Mainstreaming & Women's Empowerment	3.939	3.939	3.939
MINISTRY OF HOME & CULTURAL AFFAIRS					
DEPARTMENT OF LOCAL GOVERNANCE	2719	Enhancing Government to Citizen Service Delivery to the remote areas of bhutan through e-Governance	5.180	5.180	5.180
MINISTRY OF FINANCE	2567	UN Support to Strengthen Local Service Delivery & Environment Education in Bhutan	1.280	1.280	1.280
DEPARTMENT OF PUBLIC ACCOUNTS	2139	Building Civil Society Support for Biodiversity Conservation through Environment Resource Networking	1.685	1.685	1.685
	2338	Targeted Community Dev. & Pro-poor Governance Initiatives for Poverty Reduction	4.233	4.233	4.233
	2345	UN Support to Form. of Enabling Poly. Framework & Dev. of MSMEs for Empl. Gen. & Pro-poor Growth	0.077	0.077	0.077
	2567	UN Support to Strengthen Local Service Delivery & Environment Education in Bhutan	0.424	0.424	0.424
MINISTRY OF AGRICULTURE & FORESTS	2407	Food Security Through Improved Home Gardens	3.336	3.336	3.336
	2429	UN Support to Bhutan National Human Wildlife Conflict Management Strategy	1.585	1.585	1.585
	2726	Foot and Mouth Disease	1.243	1.243	1.243
DEPARTMENT OF AGRICULTURE	2407	Food Security Through Improved Home Gardens	0.761	0.761	0.761
DEPARTMENT OF LIVESTOCK	2726	Foot and Mouth Disease	1.912	1.912	1.912
DEPARTMENT OF FOREST	2429	UN Support to Bhutan National Human Wildlife Conflict Management Strategy	1.852	1.852	1.852

	MINISTRY OF ECONOMIC AFFAIRS	2345	UN Support to Form. of Enabling Poly. Framework & Dev. of MSMEs for Empl. Gen. & Pro-poor Growth	1.137	1.137	1.137
	SECRETARIAT	2345	UN Support to Form. of Enabling Poly. Framework & Dev. of MSMEs for Empl. Gen. & Pro-poor Growth	1.894	1.894	1.894
	DEPARTMENT OF TRADE	2345	UN Support to Form. of Enabling Poly. Framework & Dev. of MSMEs for Empl. Gen. & Pro-poor Growth	1.573	1.573	1.573
	DEPARTMENT OF COTTAGE & SMALL INDUSTRIES	2345	UN Support to Form. of Enabling Poly. Framework & Dev. of MSMEs for Empl. Gen. & Pro-poor Growth	1.320	1.320	1.320
	MINISTRY OF HEALTH	2311	UNDP- Child Protection And Women Empowerment	0.652	0.652	0.652
	SECRETARIAT	2311	UNDP- Child Protection And Women Empowerment	1.308	1.308	1.308
	MINISTRY OF LABOUR & HUMAN RESOURCES	2315	Labour Market Analysis and Employment Generation	4.768	4.768	4.768
	SECRETARIAT	2315	Labour Market Analysis and Employment Generation	0.045	0.045	0.045
			Total UNDP IPF	60.497	60.497	60.497
UNDP O	NATIONAL ENVIRONMENT COMMISSION					
	SECRETARIAT	2003	Enhancing Global Environment Management in Local Governance System	2.951	2.951	2.951
	MINISTRY OF INFORMATION & COMMUNICATIONS	2692	UN Support to National Environment Commission	0.025	0.025	0.025
	DEPARTMENT OF INFORMATION & MEDIA	2212	Strengthening the Role of the Media in a New Democracy	2.377	2.377	2.377
	MINISTRY OF HEALTH					
	SECRETARIAT	2691	UN Support to Health Theme Group	1.271	1.271	1.271
			Total UNDP O	6.624	6.624	6.624
UNEP	GROSS NATIONAL HAPPINESS COMMISSION	2571	JSP	3.270	3.270	3.270
	SECRETARIAT	2572	JSP	40.300	40.300	40.300
	NATIONAL ENVIRONMENT COMMISSION	2820	Support to Bhutan for the Revision of the NBSAPs and Development of Fifth National Report to the CBD	1.204	1.204	1.204
	SECRETARIAT	1966	Institutional Strengthening (IS)	2.053	2.053	2.053
		2035	National Sustainable Development Strategy	0.132	0.132	0.132
		2074	Male Declaration Phase III	0.487	0.487	0.487

			2439	Dev. of HCFC Phase-out Management Plan (HPMP)	1.573		1.573
			2745	Support to Preparation of the Second National Biosafety Reports	0.938		0.938
			2779	Technology Needs Assessment	3.149		3.149
	MINISTRY OF HOME & CULTURAL AFFAIRS		2571	JSP	2.315		2.315
				Total UNEP	55.421	0.000	55.421
UNESCO	ROYAL UNIVERSITY OF BHUTAN						
	SECRETARIAT	1871		Participation Programme 2004-2005	1.106		1.106
	MINISTRY OF HOME & CULTURAL AFFAIRS						
	DEPARTMENT OF CULTURE	2730		Protecting & Conserving Immovable Cultural Properties & Natural Properties	0.273		0.273
	MINISTRY OF AGRICULTURE & FORESTS						
	DEPARTMENT OF FOREST	1871		Participation Programme 2004-2005	1.149		1.149
	MINISTRY OF INFORMATION & COMMUNICATIONS						0.000
	DEPARTMENT OF INFORMATION & MEDIA	2644		Framework for Media Assessment in Bhutan	0.312		0.312
	MINISTRY OF EDUCATION						0.000
	SECRETARIAT	1871		Participation Programme 2004-2005	2.960		2.960
		2340		Mitsubishi - 2008	0.334		0.334
				Total UNESCO	6.134	0.000	6.134
UNFPA	ROYAL UNIVERSITY OF BHUTAN	2347		Support to Population and Development Studies	1.506		1.506
		2586		UN Support to Health (RIHS)	0.400		0.400
		2591		UNFPA-Quality Education	0.969		0.969
	SECRETARIAT	2347		Support to Population and Development Studies	1.185		1.185
		2586		UN Support to Health (RIHS)	1.177		1.177
		2591		UNFPA-Quality Education	1.855		1.855
	NATIONAL STATISTICS BUREAU	2295		UN Support to results base planning and M&E for the MDGs and GNH	1.578		1.578

	SECRETARIAT	2295	UN Support to results base planning and M&E for the MDGs and GNH	0.575	0.575	0.575
	NATIONAL COMMISSION FOR WOMEN & CHILDREN					0.000
	SECRETARIAT	2320	UN Support to Gender Equity and Equality	0.903	0.903	0.903
	MINISTRY OF FINANCE	2320	UN Support to Gender Equity and Equality	0.053	0.053	0.053
	DEPARTMENT OF PUBLIC ACCOUNTS	2679	Strengthening of Bhutan Nun's Foundation (BNF)	3.416	3.416	3.416
	MINISTRY OF HEALTH	2293	UN Support	2.834	2.834	2.834
		2320	UN Support to Gender Equity and Equality	3.275	3.275	3.275
	SECRETARIAT	2293	UN Support			0.000
		2320	UN Support to Gender Equity and Equality	1.571	1.571	1.571
	DEPARTMENT OF PUBLIC HEALTH	2293	UN Support	4.967	4.967	4.967
		2320	UN Support to Gender Equity and Equality			0.000
	MINISTRY OF EDUCATION	2243	UNFPA-Quality Education	0.248	0.248	0.248
	DEPARTMENT OF YOUTH, CULTURE & SPORTS	2243	UNFPA-Quality Education	0.848	0.848	0.848
			Total UNFPA	27.360	0.000	27.360
UNICEF	NATIONAL COUNCIL OF BHUTAN	2647	UN Support for Parliamentary Democracy in Bhutan to NAB & NCB	0.893	0.893	0.893
	COUNCIL FOR RELIGIOUS AFFAIRS	2305	UN Support to Health (Water, Sanitation & Hygiene)	7.800	7.800	7.800
	SECRETARIAT	2305	UN Support to Health (Water, Sanitation & Hygiene)	1.790	1.790	1.790
	JUDICIARY					
	SECRETARIAT	2646	UN Support for Parliamentary Democracy in Bhutan to Royal Court of Justice	2.466	2.466	2.466
	ROYAL UNIVERSITY OF BHUTAN	2215	UNICEF-Quality Education	0.677	0.677	0.677
		2302	UN Support to Health (MCH/Nutrition)	0.224	0.224	0.224
	SECRETARIAT	2215	UNICEF-Quality Education	0.430	0.430	0.430
		2302	UN Support to Health (MCH/Nutrition)	0.232	0.232	0.232
	NATIONAL STATISTICS BUREAU					0.000

SECRETARIAT	2303	UN Support to result Based Planning and M&E for the MDGs and GNH			0.000
BHUTAN NARCOTIC CONTROL AGENCY	2478	UN Support to Children & Youth Participation in Bhutan (BNCA)	0.489		0.489
SECRETARIAT	2478	UN Support to Children & Youth Participation in Bhutan (BNCA)	1.374		1.374
NATIONAL COMMISSION FOR WOMEN & CHILDREN	2310	UNICEF-Child Protection and Women Empowerment	2.634		2.634
SECRETARIAT	2310	UNICEF-Child Protection and Women Empowerment	1.936		1.936
MINISTRY OF FINANCE					0.000
DEPARTMENT OF PUBLIC ACCOUNTS	2335	UNICEF Support for Children and Youth Participation	1.696		1.696
	2337	Planning, Monitoring and Communication	2.408		2.408
MINISTRY OF HEALTH	2302	UN Support to Health (MCH/Nutrition)	19.051		19.051
	2305	UN Support to Health (Water, Sanitation & Hygiene)	3.847		3.847
	2321	UN Support to Gender Equity and Equality	0.089		0.089
SECRETARIAT	2302	UN Support to Health (MCH/Nutrition)	0.119		0.119
	2305	UN Support to Health (Water, Sanitation & Hygiene)			0.000
	2321	UN Support to Gender Equity and Equality	0.806		0.806
DEPARTMENT OF PUBLIC HEALTH	2302	UN Support to Health (MCH/Nutrition)	3.958		3.958
	2305	UN Support to Health (Water, Sanitation & Hygiene)	2.813		2.813
	2321	UN Support to Gender Equity and Equality			0.000
MINISTRY OF EDUCATION	2215	UNICEF-Quality Education	17.235		17.235
SECRETARIAT	2215	UNICEF-Quality Education	7.539		7.539
DEPARTMENT OF SCHOOL EDUCATION	2215	UNICEF-Quality Education	6.114		6.114
DEPARTMENT OF YOUTH, CULTURE & SPORTS	2215	UNICEF-Quality Education	4.076		4.076
	2305	UN Support to Health (Water, Sanitation & Hygiene)	0.421		0.421
DEPARTMENT OF CURRICULUM RESEARCH & DEVELOPMENT	2215	UNICEF-Quality Education	0.367		0.367
MINISTRY OF LABOUR & HUMAN RESOURCES	2310	UNICEF-Child Protection and Women Empowerment	0.383		0.383
SECRETARIAT	2310	UNICEF-Child Protection and Women Empowerment			0.000

	DEPARTMENT OF HUMAN RESOURCES	2310	UNICEF-Child Protection and Women Empowerment	0.203		0.203
	DEPARTMENT OF LABOUR	2310	UNICEF-Child Protection and Women Empowerment	0.744		0.744
			Total UNICEF	92.814	0.000	92.814
US	MINISTRY OF HOME & CULTURAL AFFAIRS	2751	"Establishment of a Community Early Childhood Care and Development (ECCD) Centre in the RBP Camp in Thimphu"	0.445		0.445
	ROYAL BHUTAN POLICE	2751	"Establishment of a Community Early Childhood Care and Development (ECCD) Centre in the RBP Camp in Thimphu"	0.229		0.229
		2798	Strengthening the Capacity and Services of the Youth Development and Rehabilitation Centre (YDRC)	0.375		0.375
	DEPARTMENT OF DISASTER MANAGEMENT	2790	Child Centered Disaster Risk Reduction & Response/ Workshop on Disaster Preparedness & Response for Safe School	4.209		4.209
	MINISTRY OF EDUCATION	2750	Counselor Development Workshop in Thailand	0.086		0.086
	DEPARTMENT OF SCHOOL EDUCATION	2815	Support MoE in the provision of ECCD intervention for children of rural communities in Trashigang and Zhemgang dzongkhags	0.131		0.131
	DEPARTMENT OF YOUTH, CULTURE & SPORTS	2709	Support to Education Programs in Bhutan through the Department of Youth & Sports, Ministry of Education	2.108		2.108
		2777	Child-Centred Disaster Risk Reduction and Response	1.659		1.659
		2799	Career Education and Counseling Program	0.658		0.658
		2800	School Based Parents Education & Awareness Program (SPEA) for parents on Youth Issues	1.249		1.249
		2801	Youth Centers Program	0.966		0.966
			Total US	12.115	0.000	12.115
USF	BHUTAN INFORMATION COMMUNICATION MEDIA AUTHORITY					0.000
	SECRETARIAT	2503	Universal Service Fund	38.176		38.176
			Total USF	38.176	0.000	38.176
W/BANK	NATIONAL ENVIRONMENT COMMISSION					0.000
	SECRETARIAT	2343	IDF Grant for Strengthening Institution Capacity for Impl. of Environment Safeguards	7.660		7.660

	MINISTRY OF FINANCE	2491	National Influenza Preparedness and Response Project (Ph - II)	0.001			0.000
	DEPARTMENT OF NATIONAL PROPERTY	2492	IDF Grant for Strengthening of the Public Procurement Policy Division Project	6.500			6.500
	MINISTRY OF WORKS & HUMAN SETTLEMENT						0.000
	DEPARTMENT OF ROADS	2098	Rural Access Project II	42.442			42.442
	MINISTRY OF HEALTH						0.000
	DEPARTMENT OF PUBLIC HEALTH	1794	HIV/Aids and STI Prevention Control Project	1.751			1.751
			Total WBANK	58.354	0.000		58.354
WDF	MINISTRY OF HEALTH						
	DEPARTMENT OF PUBLIC HEALTH	1817	World Diabetes Foundation	4.764			4.764
			Total WDF	4.764	0.000		4.764
WFP	GROSS NATIONAL HAPPINESS COMMISSION						
	SECRETARIAT	2290	WFP-Quality Education	0.254			0.254
	MINISTRY OF FINANCE	2290	WFP-Quality Education	1.595			1.595
	DEPARTMENT OF PUBLIC ACCOUNTS	2290	WFP-Quality Education	7.072			7.072
	MINISTRY OF AGRICULTURE & FORESTS	2290	WFP-Quality Education	0.092			0.092
	DEPARTMENT OF AGRICULTURE	2290	WFP-Quality Education	0.208			0.208
	MINISTRY OF HEALTH						
	SECRETARIAT	2290	WFP-Quality Education	0.248			0.248
	MINISTRY OF EDUCATION	2290	WFP-Quality Education	0.054			0.054
	SECRETARIAT	2290	WFP-Quality Education	0.694			0.694
	DEPARTMENT OF SCHOOL EDUCATION	2290	WFP-Quality Education	7.966			7.966
	DZONGKHAG ADMINISTRATION, DAGANA	2290	WFP-Quality Education	1.550			1.550
	DZONGKHAG ADMINISTRATION, SAMDRUP JONGKHAR	2290	WFP-Quality Education	1.258			1.258



	DZONGKHAG ADMINISTRATION, TASHIGANG	2290	WFP-Quality Education	0.437	0.437	
	DZONGKHAG ADMINISTRATION, TASHI YANGTSE	2290	WFP-Quality Education	1.328	1.328	
			Total WFP	22.756	22.756	0.000
WHO	ROYAL UNIVERSITY OF BHUTAN	2225	Imp. Health Serv. through Better Governance, Financing, Staffing & Management	1.049	1.049	
	SECRETARIAT	2225	Imp. Health Serv. through Better Governance, Financing, Staffing & Management	5.359	5.359	
	BHUTAN NARCOTIC CONTROL AGENCY	2222	Prom Health & Dev., Prevent & Reduce Risk Factors for Health Cond. Ass. with Tobacco, Alcohol & Drug	0.507	0.507	
	SECRETARIAT	2222	Prom Health & Dev., Prevent & Reduce Risk Factors for Health Cond. Ass. with Tobacco, Alcohol & Drug	0.285	0.285	
	DRUG REGULATORY AUTHORITY	2206	SO11-PROTEC-Ensure improved access, quality and use of medicinal products & technologies	0.449	0.449	
	SECRETARIAT	2206	SO11-PROTEC-Ensure improved access, quality and use of medicinal products & technologies	0.448	0.448	
	MINISTRY OF AGRICULTURE & FORESTS	2217	To Reduce the Health, Social & Economic burden of Communicable Diseases	1.228	1.228	
	MINISTRY OF WORKS & HUMAN SETTLEMENT	2223	Promote a Healthier Envm., Intensity Primary Prev. & Influence Public Policies in all Sectors	0.160	0.160	
	SECRETARIAT	2223	Promote a Healthier Envm., Intensity Primary Prev. & Influence Public Policies in all Sectors	0.785	0.785	
	MINISTRY OF HEALTH	2128	WHO Adhoc	1.224	1.224	
		2206	SO11-PROTEC-Ensure improved access, quality and use of medicinal products & technologies	0.868	0.868	
		2217	To Reduce the Health, Social & Economic burden of Communicable Diseases	5.116	5.116	
		2218	To Combat HIV/AIDS, Malaria and Tuberculosis	2.336	2.336	
		2219	Pre & Reduce Disease Disability & Premature Death from Chronic Non-comm conditions, Mental disorder	2.097	2.097	
		2220	To Reduce Morbidity & Mortality & Improve Health during Key stages of Life	0.482	0.482	

	2221	Reduce Health Consequence of Emergencies, Disasters, Crises & Conflicts & Min. social & Eco. Impact	2.699		2.699
	2222	Prom Health & Dev., Prevent & Reduce Risk Factors for Health Cond., Ass. with Tobacco, Alcohol & Drug	5.310		5.310
	2223	Promote a Healthier Envm., Intensity Primary Prev. & Influence Public Policies in all Sectors	7.506		7.506
	2224	Imp. Nutrition, Food Safety & Food Security throughout the Life Course & Sup. Pub. Health & Sus.Dev	1.318		1.318
	2225	Imp. Health Serv. through Better Governance, Financing, Staffing & Management	14.177		14.177
	2683	SO7-Gender sensitive policies and gender responsive action incorporated into national health programmes	0.090		0.090
	2206	SECRETARIAT SO11-PROTEC-Ensure improved access, quality and use of medicinal products & technologies	0.683		0.683
	2217	To Reduce the Health, Social & Economic burden of Communicable Diseases	0.117		0.117
	2221	Reduce Health Consequence of Emergencies, Disasters, Crises & Conflicts & Min. social & Eco. Impact	1.479		1.479
	2223	Promote a Healthier Envm., Intensity Primary Prev. & Influence Public Policies in all Sectors	0.230		0.230
	2225	Imp. Health Serv. through Better Governance, Financing, Staffing & Management	0.085		0.085
	2206	DEPARTMENT OF MEDICAL SERVICES SO11-PROTEC-Ensure improved access, quality and use of medicinal products & technologies	1.040		1.040
	2219	Pre & Reduce Disease, Disability & Premature Death from Chronic Non-comm. conditions, Mental disorder	0.200		0.200
	2223	Promote a Healthier Envm., Intensity Primary Prev. & Influence Public Policies in all Sectors	0.182		0.182
	2225	Imp. Health Serv. through Better Governance, Financing, Staffing & Management	0.285		0.285
	2778	Study of HPV Prevalence in Bhutan: Improving cervical cancer prevention	1.381		1.381
	2206	DEPARTMENT OF PUBLIC HEALTH SO11-PROTEC-Ensure improved access, quality and use of medicinal products & technologies	0.260		0.260

		2218	To Combat HIV/AIDS, Malaria and Tuberculosis	0.278		0.278
		2219	Pre & Reduce Disease, Disability & Premature Death from Chronic Non-comm conditions, Mental disorder	1.765		1.765
		2220	To Reduce Morbidity & Mortality & Improve Health during Key stages of Life	0.302		0.302
		2225	Imp. Health Serv. through Better Governance, Financing, Staffing & Management	1.938		1.938
		2778	Study of HPV Prevalence in Bhutan: Improving cervical cancer prevention	1.036		1.036
			Total WHO	64.754	0.000	64.754
	MINISTRY OF AGRICULTURE & FORESTS	2405	Enabling Bio-Diversity Conservation in Phibsoo Wildlife Sanctuary	4.000		4.000
		2417	Enabling Biodiversity Conservation in Toorsa Strict Nature Reserve (TSNR)			0.000
		2600	Anti Poaching Phase IV	0.058		0.058
		2764	Enhancing Tiger Conservation in Greater Manas	1.426		1.426
	DEPARTMENT OF FOREST	2405	Enabling Bio-Diversity Conservation in Phibsoo Wildlife Sanctuary	4.252		4.252
		2654	Tiger Ecological Survey in Bumdeling Wildlife Sanctuary	0.345		0.345
		2655	Tiger Ecological Survey in Thrumshingla National Park	0.458		0.458
		2755	Securing Ecological Connectivity between the Northern protected Area Complex & Greater Manas in B2C2 Landscape	3.684		3.684
		2764	Enhancing Tiger Conservation in Greater Manas	5.000		5.000
		2774	Eliminating Illegal Wildlife Trade in Bhutan	0.600		0.600
		2796	"Conservation of Northern Protected Area Complex in Bhutan-Bumdeling Component"	1.668		1.668
		2802	Support to Human Wildlife Conflict Fund	2.000		2.000
		2803	Conservation of Northern Protected Area Complex in Bhutan-JDNP Component	3.274		3.274
			Total WWF	26.765	0.000	26.765
YDF	MINISTRY OF EDUCATION					0.000



SCHEDULE 4: SCHEDULE OF INTERNATIONAL ASSISTANCE (LOANS) RECEIVED DURING THE FISCAL YEAR 2011-12: BY LENDER							
LENDER	ADMINISTRATIVE UNIT	FI CODE	PROJECTS	Nu. in Million			% of Total
				CASH	KIND	TOTAL	
BoBL/DBBL/ TCB/DPNBL	Ministry of Finance	-	Treasury Bills (T-Bills)	4,004.431	-	4,004.431	64.45%
RD A/c	Ministry of Finance		Transferred from Refundable Deposits A/c	1,203.000	-	1,203.000	19.36%
ADB	Ministry of Finance	2124	Financial Sector Development Program	155.053	-	155.053	
	Ministry of Finance	2125	Financial Sector Development Project	13.019	-	13.019	
	Ministry of Works & Human Settlement	1965	Road Network Project	143.478	-	143.478	
	Ministry of Works & Human Settlement	2108	Urban Infrastructure Development Project	117.398	-	117.398	
	ADB Total			428.948	-	428.948	6.90%
AUSTRIAN	Ministry of Finance	2673	Rural Electrification financing	32.948	-	32.948	0.53%
	AUSTRIAN Total			32.948	-	32.948	
IFAD	Ministry of Agriculture & Forests	2717	Market Access & Growth Intensification Project (MAGIP)	54.894	-	54.894	
	Department of Agriculture	1964	Agriculture Marketing Enterprise Promotion Program	0.947	-	0.947	
	Department of Agriculture Marketing & Co-operatives	1964	Agriculture Marketing & Enterprise Promotion Program	58.972	-	58.972	
	Council for Renewable Natural Resource Research of Bhutan	1964	Agriculture Marketing & Enterprise Promotion Program	53.575	-	53.575	
	IFAD Total			168.388	-	168.388	2.71%
JICA	Ministry of Finance	2328	Rural Electrification Project	-	199.756	199.756	
	Ministry of Finance	2688	Rural Electrification Project (Phase II)	-	139.100	139.100	
	JICA Total			-	338.856	338.856	5.45%
W/BANK	Ministry of Agriculture & Forest	1875	Decentralised Rural Development Project	7.366	-	7.366	
	Ministry of Works & Human Settlement	2634	Urban Development Project	28.595	-	28.595	
	Ministry of Education	1693	Education Development Project	0.335	-	0.335	
	World Bank Total			36.296	-	36.296	0.58%
	<b>GRAND TOTAL</b>			<b>5,874.011</b>	<b>338.856</b>	<b>6,212.867</b>	<b>100.00%</b>

Source: Department of Public Accounts

**SCHEDULE 5: EXPENDITURE SUMMARY BY IMF CLASSIFICATION FOR THE FY 2011-2012**

	ADMINISTRATIVE UNIT	PROGRAMME	CURRENT	CAPITAL	LENDING	REPAYMENT	TOTAL
	<b>General Public Services</b>						
417.02	GWG:BAR	MANAGEMENT & DIRECTION SERVICES	0.730	1.000			1.730
419.02	GWG:KHOME	MANAGEMENT & DIRECTION SERVICES	0.746	1.391			2.138
417.11	GWG:RADHI	MANAGEMENT & DIRECTION SERVICES	0.778	0.050			0.828
415.04	GWG:DUNG	MANAGEMENT & DIRECTION SERVICES	0.692	2.561			3.252
408.04	GWG:DAGA	MANAGEMENT & DIRECTION SERVICES	0.717				0.717
420.03	GWG:JKHAR	MANAGEMENT & DIRECTION SERVICES	0.706	0.060			0.766
415.12	GWG:C/LING	MANAGEMENT & DIRECTION SERVICES	0.701	0.354			1.055
415.02	GWG:CHONG	MANAGEMENT & DIRECTION SERVICES	0.690				0.690
419.01	Gasa	MANAGEMENT & DIRECTION SERVICES	20.521	33.530			54.051
416.11	GWG:SG	MANAGEMENT & DIRECTION SERVICES	0.503	0.900			1.403
408.15	GWG:ATHANG	MANAGEMENT & DIRECTION SERVICES	0.677	1.752			2.429
410.10	GWG:UML	MANAGEMENT & DIRECTION SERVICES	0.720	1.387			2.107
404.15	GWG:SIP	MANAGEMENT & DIRECTION SERVICES	0.614	0.100			0.714
416.10	GWG:ORONG	MANAGEMENT & DIRECTION SERVICES	0.779				0.779
405.04	GWG:BAG	MANAGEMENT & DIRECTION SERVICES	0.661	0.990			1.651
407.06	GWG:LING	MANAGEMENT & DIRECTION SERVICES	0.652				0.652
411.04	GWG:NANG	MANAGEMENT & DIRECTION SERVICES	0.712	0.166			0.878
419.04	GWG:LAYA	MANAGEMENT & DIRECTION SERVICES	0.742	1.409			2.151
405.11	GWG:SHG	MANAGEMENT & DIRECTION SERVICES	0.697	0.520			1.216
406.09	GWG:T/DING	MANAGEMENT & DIRECTION SERVICES	0.617	0.166			0.783
414.05	GWG:D/TSE	MANAGEMENT & DIRECTION SERVICES	0.680	2.859			3.539
420.05	GWG:RAMJAR	MANAGEMENT & DIRECTION SERVICES	0.664	0.690			1.354
407.04	GWG:GUMA	MANAGEMENT & DIRECTION SERVICES	0.681	2.728			3.408

401.11	GWG:MKG	MANAGEMENT & DIRECTION SERVICES	0.673	0.019	0.692
417.01	T/gang	MANAGEMENT & DIRECTION SERVICES	46.437	33.703	80.140
405.07	GWG:KIG	MANAGEMENT & DIRECTION SERVICES	0.674	1.339	2.013
405.02	GWG:BEG	MANAGEMENT & DIRECTION SERVICES	0.663	0.237	0.899
406.12	GWG:TEZA	MANAGEMENT & DIRECTION SERVICES	0.681	0.567	1.248
406.02	GWG:DOR	MANAGEMENT & DIRECTION SERVICES	0.621		0.621
403.02	GWG:DOB	MANAGEMENT & DIRECTION SERVICES	0.712	0.716	1.428
414.08	GWG:JUR	MANAGEMENT & DIRECTION SERVICES	0.651	3.710	4.361
417.09	GWG:YNEER	MANAGEMENT & DIRECTION SERVICES	0.737		0.737
413.06	GWG:MINJAY	MANAGEMENT & DIRECTION SERVICES	0.658	0.434	1.093
418.03	GWG:CHANG	MANAGEMENT & DIRECTION SERVICES	0.807	0.423	1.230
416.03	GWG:PTHANG	MANAGEMENT & DIRECTION SERVICES	0.714	0.097	0.810
410.05	GWG:DOE	MANAGEMENT & DIRECTION SERVICES	0.690	0.112	0.802
418.01	T/phu	MANAGEMENT & DIRECTION SERVICES	51.408	25.391	76.799
416.06	GWG:LPHU	MANAGEMENT & DIRECTION SERVICES	0.754		0.754
413.04	GWG:KHO	MANAGEMENT & DIRECTION SERVICES	0.641	0.150	0.791
412.01	T/gsa	MANAGEMENT & DIRECTION SERVICES	24.221	5.250	29.471
407.07	GWG:SHE	MANAGEMENT & DIRECTION SERVICES	0.763	0.090	0.853
414.16	GWG:TILING	MANAGEMENT & DIRECTION SERVICES	0.683	0.030	0.713
410.04	GWG:DG	MANAGEMENT & DIRECTION SERVICES	0.691	1.073	1.764
410.07	GWG:GELE	MANAGEMENT & DIRECTION SERVICES	0.704	1.349	2.053
403.10	GWG:TSE	MANAGEMENT & DIRECTION SERVICES	0.816	0.155	0.972
415.06	GWG:SHUMER	MANAGEMENT & DIRECTION SERVICES	0.731	3.199	3.930
417.15	GWG:TSHING	MANAGEMENT & DIRECTION SERVICES	0.745	2.000	2.745
406.03	GWG:DRU	MANAGEMENT & DIRECTION SERVICES	0.627	0.190	0.817
417.08	GWG:MERAK	MANAGEMENT & DIRECTION SERVICES	0.655	2.190	2.846

419.03	GWG:KHATOE	MANAGEMENT & DIRECTION SERVICES	0.683	0.070			0.753
416.07	GWG:LAURI	MANAGEMENT & DIRECTION SERVICES	0.710	2.193			2.903
413.09	GWG:TGA	MANAGEMENT & DIRECTION SERVICES	0.696	0.646			1.343
401.02	GWG:SPS	MANAGEMENT & DIRECTION SERVICES	0.600	0.535			1.135
401.04	GWG:CHG	MANAGEMENT & DIRECTION SERVICES	0.716	0.088			0.804
414.10	GWG:MONGGA	MANAGEMENT & DIRECTION SERVICES	0.746	0.389			1.134
416.12	GWG:SERTHI	MANAGEMENT & DIRECTION SERVICES	0.785				0.785
413.08	GWG:METSHO	MANAGEMENT & DIRECTION SERVICES	0.683	4.405			5.088
404.08	GWG:DUM	MANAGEMENT & DIRECTION SERVICES	0.628	0.656			1.283
406.13	GWG:DEO	MANAGEMENT & DIRECTION SERVICES	0.622	0.514			1.136
410.11	GWG:SINGHI	MANAGEMENT & DIRECTION SERVICES	0.598	0.395			0.993
417.16	GWG:UZU	MANAGEMENT & DIRECTION SERVICES	0.749				0.749
403.06	GWG:LAN	MANAGEMENT & DIRECTION SERVICES	0.739	0.922			1.661
403.11	GWG:WAN	MANAGEMENT & DIRECTION SERVICES	0.654	0.932			1.585
414.14	GWG:SILAM	MANAGEMENT & DIRECTION SERVICES	0.683	0.046			0.729
408.03	GWG:DAN	MANAGEMENT & DIRECTION SERVICES	0.730				0.730
417.05	GWG:K/PARA	MANAGEMENT & DIRECTION SERVICES	0.723	2.000			2.723
408.01	W/due	MANAGEMENT & DIRECTION SERVICES	29.008	1.470			30.478
401.09	GWG:GLG	MANAGEMENT & DIRECTION SERVICES	0.547	0.249			0.796
412.02	Drateng	MANAGEMENT & DIRECTION SERVICES	0.748				0.748
416.09	GWG:DEO	MANAGEMENT & DIRECTION SERVICES	0.672				0.672
408.10	GWG:NYISHO	MANAGEMENT & DIRECTION SERVICES	0.741	1.700			2.441
404.06	GWG:DEN	MANAGEMENT & DIRECTION SERVICES	0.665	0.408			1.073
416.08	GWG:IMART	MANAGEMENT & DIRECTION SERVICES	0.740				0.740
420.08	GWG:YLLANG	MANAGEMENT & DIRECTION SERVICES	0.743	0.050			0.793
407.09	GWG:TEO	MANAGEMENT & DIRECTION SERVICES	0.754	1.266			2.019



405.05	GWG:GOG	MANAGEMENT & DIRECTION SERVICES	0.597	0.674			1.271
410.03	GWG:CHUZ	MANAGEMENT & DIRECTION SERVICES	0.703	1.484			2.186
404.16	GWG:TAD	MANAGEMENT & DIRECTION SERVICES	0.572	0.636			1.208
402.01	Haa	MANAGEMENT & DIRECTION SERVICES	23.149	21.175			44.324
407.10	GWG:ZOMI	MANAGEMENT & DIRECTION SERVICES	0.735	2.348			3.083
414.09	GWG:K/KHAR	MANAGEMENT & DIRECTION SERVICES	0.793	2.901			3.694
405.09	GWG:PAT	MANAGEMENT & DIRECTION SERVICES	0.595	1.289			1.883
408.05	GWG:GANG	MANAGEMENT & DIRECTION SERVICES	0.721				0.721
412.06	Tangbi	MANAGEMENT & DIRECTION SERVICES	0.714	2.632			3.346
410.02	GWG:SAMT	MANAGEMENT & DIRECTION SERVICES	0.683				0.683
408.07	GWG:GASEW	MANAGEMENT & DIRECTION SERVICES	0.731				0.731
418.07	GWG:L/SHI	MANAGEMENT & DIRECTION SERVICES	0.666	0.131			0.797
405.01	T/rang	MANAGEMENT & DIRECTION SERVICES	25.577	5.490			31.068
406.08	GWG:LAJA	MANAGEMENT & DIRECTION SERVICES	0.612				0.612
402.02	GWG:BJE	MANAGEMENT & DIRECTION SERVICES	0.702	0.900			1.602
402.07	GAKEYLING	MANAGEMENT & DIRECTION SERVICES	0.994	2.279			3.274
417.06	GWG:K/LING	MANAGEMENT & DIRECTION SERVICES	0.785	3.174			3.959
418.09	GWG:INARO	MANAGEMENT & DIRECTION SERVICES	0.631	2.268			2.899
401.12	GWG:PLG	MANAGEMENT & DIRECTION SERVICES	0.608	0.462			1.069
408.12	GWG:PHOBI	MANAGEMENT & DIRECTION SERVICES	0.683	1.395			2.078
407.11	GWG: BAAP	MANAGEMENT & DIRECTION SERVICES	0.689	1.891			2.580
404.05	GWG:CHEN	MANAGEMENT & DIRECTION SERVICES	0.637	0.250			0.887
414.12	GWG:SALENG	MANAGEMENT & DIRECTION SERVICES	0.755	0.450			1.205
406.06	GWG:KANA	MANAGEMENT & DIRECTION SERVICES	0.682				0.682
408.16	GWG:THEDT	MANAGEMENT & DIRECTION SERVICES	0.697	0.149			0.846
401.03	GWG:BOG	MANAGEMENT & DIRECTION SERVICES	0.748	0.498			1.247

410.08	GWG:HG	MANAGEMENT & DIRECTION SERVICES	0.615	0.104			0.718
420.01	T/Yangtse	MANAGEMENT & DIRECTION SERVICES	25.472	9.743			35.214
401.10	GWG:LGG	MANAGEMENT & DIRECTION SERVICES	0.630	0.199			0.829
402.04	GWG:SBY	MANAGEMENT & DIRECTION SERVICES	0.631				0.631
401.07	GWG:LKG	MANAGEMENT & DIRECTION SERVICES	0.745	0.189			0.934
402.06	GWG:USE	MANAGEMENT & DIRECTION SERVICES	0.715				0.715
420.06	GWG:TOETS	MANAGEMENT & DIRECTION SERVICES	0.685	0.241			0.926
414.01	M/gar	MANAGEMENT & DIRECTION SERVICES	40.174	31.222			71.397
406.07	GWG:KHEBI	MANAGEMENT & DIRECTION SERVICES	0.705				0.705
411.02	GWG:BARDO	MANAGEMENT & DIRECTION SERVICES	0.790	1.399			2.190
404.02	GWG:BARA	MANAGEMENT & DIRECTION SERVICES	0.621	1.915			2.536
403.07	GWG:LUN	MANAGEMENT & DIRECTION SERVICES	0.700	0.670			1.370
405.12	GWG:TSG	MANAGEMENT & DIRECTION SERVICES	0.651	1.373			2.023
418.08	GWG:MEIWANG	MANAGEMENT & DIRECTION SERVICES	0.898	0.976			1.874
411.03	GWG:BJOKA	MANAGEMENT & DIRECTION SERVICES	0.769	1.696			2.465
411.05	GWG:NGANG	MANAGEMENT & DIRECTION SERVICES	0.781	1.199			1.980
420.02	GWG:BLING	MANAGEMENT & DIRECTION SERVICES	0.730				0.730
412.03	Korphu	MANAGEMENT & DIRECTION SERVICES	0.729	0.262			0.991
411.01	Z/gang	MANAGEMENT & DIRECTION SERVICES	29.093	14.733			43.825
410.01	S/pang	MANAGEMENT & DIRECTION SERVICES	34.658	11.886			46.544
404.11	GWG:TEN	MANAGEMENT & DIRECTION SERVICES	0.724	0.060			0.783
415.01	P/Gatshel	MANAGEMENT & DIRECTION SERVICES	31.346	9.073			40.419
407.08	GWG:TALO	MANAGEMENT & DIRECTION SERVICES	0.728	0.194			0.922
414.04	GWG:CHAS	MANAGEMENT & DIRECTION SERVICES	0.621	0.055			0.676
413.02	GWG:GANG	MANAGEMENT & DIRECTION SERVICES	0.783	0.006			0.788
417.04	GWG:KLUNG	MANAGEMENT & DIRECTION SERVICES	0.730	1.283			2.013

408.14	GWG:SEPHU	MANAGEMENT & DIRECTION SERVICES	0.782	1.344		2.126
414.02	GWG:BALAM	MANAGEMENT & DIRECTION SERVICES	0.736			0.736
417.13	GWG:SKHAR	MANAGEMENT & DIRECTION SERVICES	0.771			0.771
401.05	GWG:DAG	MANAGEMENT & DIRECTION SERVICES	0.574	0.136		0.710
418.04	GWG:DAGALA	MANAGEMENT & DIRECTION SERVICES	0.636	2.200		2.835
407.03	GWG:GOEN	MANAGEMENT & DIRECTION SERVICES	0.670	2.413		3.083
403.05	GWG:HOR	MANAGEMENT & DIRECTION SERVICES	0.702	0.860		1.561
405.10	GWG:PGC	MANAGEMENT & DIRECTION SERVICES	0.666	1.947		2.613
404.07	GWG:IDOR	MANAGEMENT & DIRECTION SERVICES	0.685	0.078		0.763
409.05	GWG:URA	MANAGEMENT & DIRECTION SERVICES	0.746	1.060		1.806
402.03	GWG:KSH	MANAGEMENT & DIRECTION SERVICES	0.667	0.081		0.747
404.12	GWG:NAINI	MANAGEMENT & DIRECTION SERVICES	0.693	1.730		2.423
410.06	GWG:TTHANG	MANAGEMENT & DIRECTION SERVICES	0.603	0.366		0.969
414.18	GWG:NARANG	MANAGEMENT & DIRECTION SERVICES	0.697	1.497		2.194
415.08	GWG:ZOB	MANAGEMENT & DIRECTION SERVICES	0.697	0.739		1.436
418.06	GWG:KAWANG	MANAGEMENT & DIRECTION SERVICES	0.718	0.320		1.038
416.02	GWG:PTHANG	MANAGEMENT & DIRECTION SERVICES	0.777	0.150		0.927
408.13	GWG:RUEP	MANAGEMENT & DIRECTION SERVICES	0.704			0.704
410.12	GWG:SAR	MANAGEMENT & DIRECTION SERVICES	0.637	0.162		0.800
409.02	GWG:CHHOEK	MANAGEMENT & DIRECTION SERVICES	0.778	1.500		2.278
407.05	GWG:KAB	MANAGEMENT & DIRECTION SERVICES	0.672	3.743		4.415
406.14	GWG:LKHA	MANAGEMENT & DIRECTION SERVICES	1.198	1.715		2.912
417.07	GWG:LUMANG	MANAGEMENT & DIRECTION SERVICES	0.759	0.913		1.672
413.07	GWG:MINBI	MANAGEMENT & DIRECTION SERVICES	0.674	0.485		1.159
408.02	GWG:BJE	MANAGEMENT & DIRECTION SERVICES	0.669			0.669
406.01	Dagana	MANAGEMENT & DIRECTION SERVICES	57.549	25.722		83.271

407.02	GWG:CHHU	MANAGEMENT & DIRECTION SERVICES	0.677	8,473		9,150
411.09	GWG:G/SHIN	MANAGEMENT & DIRECTION SERVICES	0.758	1,500		2,258
415.11	GWG:INANONG	MANAGEMENT & DIRECTION SERVICES	0.703	3,387		4,089
404.01	S/tse	MANAGEMENT & DIRECTION SERVICES	45.189	32,749		77,939
406.15	GWG:NICHU	MANAGEMENT & DIRECTION SERVICES	0.610			0.610
407.12	GWG:TOEP	MANAGEMENT & DIRECTION SERVICES	0.739	2,092		2,831
417.03	GWG:PIDUNG	MANAGEMENT & DIRECTION SERVICES	0.739	0,100		0,839
417.10	GWG:P/MEY	MANAGEMENT & DIRECTION SERVICES	0.780			0,780
406.10	GWG:T/GANG	MANAGEMENT & DIRECTION SERVICES	0.635	0,450		1,085
420.09	GWG:YANGT	MANAGEMENT & DIRECTION SERVICES	0.734			0,734
407.01	P/kha	MANAGEMENT & DIRECTION SERVICES	41,306	32,994		74,301
405.13	GWG:TGR	MANAGEMENT & DIRECTION SERVICES	0.600	0,460		1,060
412.05	Nubi	MANAGEMENT & DIRECTION SERVICES	0.847	2,924		3,771
412.04	Langthel	MANAGEMENT & DIRECTION SERVICES	0.832			0,832
420.07	GWG:T/SHANG	MANAGEMENT & DIRECTION SERVICES	0.734	1,515		2,249
401.06	GWG:GTG	MANAGEMENT & DIRECTION SERVICES	0.633	0,248		0,882
415.09	GWG:D/LING	MANAGEMENT & DIRECTION SERVICES	0.731	4,227		4,959
420.04	GWG:K/DANG	MANAGEMENT & DIRECTION SERVICES	0.789	0,560		1,349
404.10	GWG:LHA	MANAGEMENT & DIRECTION SERVICES	0.663			0,663
408.11	GWG:PHANG	MANAGEMENT & DIRECTION SERVICES	0.613	0,400		1,012
408.08	GWG:KAZHI	MANAGEMENT & DIRECTION SERVICES	0.568	0,913		1,481
413.01	L/tse	MANAGEMENT & DIRECTION SERVICES	23,736	10,545		34,281
414.11	GWG:NGAT	MANAGEMENT & DIRECTION SERVICES	0.713	0,500		1,213
416.01	S/Jongkhar	MANAGEMENT & DIRECTION SERVICES	34,854	14,444		49,298
414.13	GWG:SHER	MANAGEMENT & DIRECTION SERVICES	0.693			0,693
409.04	GWG:TANG	MANAGEMENT & DIRECTION SERVICES	0.845	0,583		1,428

414.07	GWG:GONG	MANAGEMENT & DIRECTION SERVICES	0.622	0.603	1.226
403.04	GWG:DOT	MANAGEMENT & DIRECTION SERVICES	0.732	0.076	0.809
405.06	GWG:RAG	MANAGEMENT & DIRECTION SERVICES	0.658	1.661	2.319
405.08	GWG:MEG	MANAGEMENT & DIRECTION SERVICES	0.681	0.262	0.944
409.01	B/thang	MANAGEMENT & DIRECTION SERVICES	31.655	14.543	46.198
418.05	GWG:GAYNEY	MANAGEMENT & DIRECTION SERVICES	0.610		0.610
403.09	GWG:SHA	MANAGEMENT & DIRECTION SERVICES	0.753	0.099	0.851
406.04	GWG:GESAR	MANAGEMENT & DIRECTION SERVICES	0.598	0.380	0.978
402.05	GWG:SAM	MANAGEMENT & DIRECTION SERVICES	0.664	1.600	2.264
414.17	GWG:T/MANG	MANAGEMENT & DIRECTION SERVICES	0.742		0.742
415.07	GWG:YUR	MANAGEMENT & DIRECTION SERVICES	0.694	0.720	1.415
404.13	GWG:PUG	MANAGEMENT & DIRECTION SERVICES	0.577	0.169	0.746
403.01	Paro	MANAGEMENT & DIRECTION SERVICES	35.817	24.017	59.835
401.01	C/kha	MANAGEMENT & DIRECTION SERVICES	48.641	68.726	117.367
415.05	GWG:KHAR	MANAGEMENT & DIRECTION SERVICES	0.706	1.032	1.738
419.05	GWG:LUNANA	MANAGEMENT & DIRECTION SERVICES	0.709	3.020	3.729
418.02	GWG:SOE	MANAGEMENT & DIRECTION SERVICES	0.598	0.399	0.997
410.13	GWG:SERZ	MANAGEMENT & DIRECTION SERVICES	0.701	1.601	2.303
404.04	GWG:CHAR	MANAGEMENT & DIRECTION SERVICES	0.680	2.930	3.610
406.11	GWG:T/KHA	MANAGEMENT & DIRECTION SERVICES	0.583		0.583
414.15	GWG:T/RONG	MANAGEMENT & DIRECTION SERVICES	0.692		0.692
415.10	NORB GEWOG	MANAGEMENT & DIRECTION SERVICES	0.687		0.687
404.09	GWG:GHU	MANAGEMENT & DIRECTION SERVICES	0.619	1.700	2.319
415.03	GWG:CHHIM	MANAGEMENT & DIRECTION SERVICES	0.654	0.645	1.299
417.12	GWG:SAKTEN	MANAGEMENT & DIRECTION SERVICES	0.681	1.396	2.077
406.05	GWG:GOSH	MANAGEMENT & DIRECTION SERVICES	0.629	0.800	1.429

404.14	GWG-SAM	MANAGEMENT & DIRECTION SERVICES	0.691				0.691
409.03	GWG-CHHUME	MANAGEMENT & DIRECTION SERVICES	0.747	0.100			0.847
411.07	GWG-SJKHAR	MANAGEMENT & DIRECTION SERVICES	0.752	1.324			2.075
417.14	GWG-S/PHU	MANAGEMENT & DIRECTION SERVICES	0.755				0.755
408.09	GWG-NAHI	MANAGEMENT & DIRECTION SERVICES	0.703	0.325			1.028
413.03	GWG-JAREY	MANAGEMENT & DIRECTION SERVICES	0.687	2.230			2.917
404.03	GWG-BIRU	MANAGEMENT & DIRECTION SERVICES	0.710	0.937			1.647
416.04	GWG-GOMDAR	MANAGEMENT & DIRECTION SERVICES	0.738	0.108			0.846
403.03	GWG-DOG	MANAGEMENT & DIRECTION SERVICES	0.750	0.109			0.859
403.08	GWG-NAJ	MANAGEMENT & DIRECTION SERVICES	0.729	0.050			0.779
413.05	GWG-KUR-GA	MANAGEMENT & DIRECTION SERVICES	0.703				0.703
410.09	GWG-JIG	MANAGEMENT & DIRECTION SERVICES	0.738	0.030			0.768
408.06	GWG-GASEG	MANAGEMENT & DIRECTION SERVICES	0.727	1.539			2.266
414.06	GWG-D/PONG	MANAGEMENT & DIRECTION SERVICES	0.678				0.678
405.03	GWG-DUG	MANAGEMENT & DIRECTION SERVICES	0.682	1.832			2.514
411.06	GWG-PHANG	MANAGEMENT & DIRECTION SERVICES	0.782	1.450			2.232
411.08	GWG-TRONG	MANAGEMENT & DIRECTION SERVICES	0.747	0.995			1.742
416.05	GWG-W/PHU	MANAGEMENT & DIRECTION SERVICES	0.640				0.640
401.08	GWG-DUG	MANAGEMENT & DIRECTION SERVICES	0.692	0.095			0.787
414.03	GWG-CHALI	MANAGEMENT & DIRECTION SERVICES	0.645	2.289			2.934
		<b>Total Administration and Direction Services</b>	<b>843.246</b>	<b>602.935</b>	<b>0.000</b>		<b>1,446.182</b>
401.01	C/kha	CIVIL REGISTRATION & CENSUS SERVICES	1.254				1.254
403.01	Paro	CIVIL REGISTRATION & CENSUS SERVICES	1.071				1.071
409.01	B/rhang	CIVIL REGISTRATION & CENSUS SERVICES	0.802	0.041			0.843
419.01	Gasa	CIVIL REGISTRATION & CENSUS SERVICES	0.627	0.059			0.685
412.01	T/gsa	CIVIL REGISTRATION & CENSUS SERVICES	0.864				0.864

418.01	T/phu	CIVIL REGISTRATION & CENSUS SERVICES	1.017	0.035			1.052
404.01	S/tse	CIVIL REGISTRATION & CENSUS SERVICES	1.505				1.505
406.01	Dagana	CIVIL REGISTRATION & CENSUS SERVICES	1.114	0.013			1.127
408.01	W/due	CIVIL REGISTRATION & CENSUS SERVICES	1.041	0.046			1.087
407.01	P/kha	CIVIL REGISTRATION & CENSUS SERVICES	0.968				0.968
413.01	L/tse	CIVIL REGISTRATION & CENSUS SERVICES	1.088				1.088
201.01	MHC-A	CIVIL REGISTRATION & CENSUS SERVICES	18.365	1.228			19.593
416.01	S/Jongkhar	CIVIL REGISTRATION & CENSUS SERVICES	0.893				0.893
420.01	T/Yangtse	CIVIL REGISTRATION & CENSUS SERVICES	0.951				0.951
414.01	M/gar	CIVIL REGISTRATION & CENSUS SERVICES	0.908				0.908
411.01	Z/gang	CIVIL REGISTRATION & CENSUS SERVICES	0.746	0.066			0.813
402.01	Haa	CIVIL REGISTRATION & CENSUS SERVICES	1.109				1.109
417.01	T/gang	CIVIL REGISTRATION & CENSUS SERVICES	1.077	0.040			1.117
415.01	P/Gatshel	CIVIL REGISTRATION & CENSUS SERVICES	1.187				1.187
410.01	S/pang	CIVIL REGISTRATION & CENSUS SERVICES	1.058	0.024			1.082
405.01	T/rang	CIVIL REGISTRATION & CENSUS SERVICES	1.071	0.112			1.183
			<b>38.715</b>	<b>1.66451</b>			<b>40.380</b>
201.01	MHC-A	IMMIGRATION SERVICE	59.762	5.781			65.542
202.01	MOF	REVENUE & CUSTOM SERVICES	216.377	34.284			250.661
202.01	MOF	NATIONAL BUDGET SERVICES	11.488	1.471			12.959
203.01	MFA	FOREIGN POLICY DIRECTION SERVICES	187.191	7.651			194.842
203.01	MFA	FOREIGN RELATIONS SERVICES	296.847	147.930			444.777
204.01	MAF	AGRICULTURE AND FOOD REGULATORY SERVICES	73.760	21.568			95.328
202.01	MOF	NATIONAL PROPERTY SERVICES	61.575	42.013			103.588
107.01	RCSC	RCSC SECRETARIAT SERVICES	35.070	110.159			145.229

109.01	ECB	NATIONAL ELECTION SERVICES	213,263	22,078			235,342
118.01	NEC	NATIONAL ENVIRONMENTAL SERVICES	27,256	56,709			83,965
127.01	NCWC	WOMEN & CHILDREN COMMISSION SERVICES	18,441	11,373			29,814
206.01	MWHS	WORKS & HUMAN SETTLEMENT POLICY DIRECTION SERVICES	36,170	130,186			166,356
201.01	MHCA	HOME & CULTURAL POLICY DIRECTION SERVICES	63,622	24,792			88,414
202.01	MOF	FINANCIAL POLICY DIRECTION SERVICES	401,226	298,067			699,293
104.01	NCB	NATIONAL COUNCIL SERVICES	55,209	6,129			61,339
102.01	HMS	HIS MAJESTY'S SECRETARIAT SERVICES	17,671	1,478			19,149
101.01	HMS	HIS MAJESTY'S SECRETARIAT SERVICES	36,211	5,675			41,886
209.01	MOE	YOUTH SERVICES	31,942	18,786			50,729
103.01	NAB	NATIONAL ASSEMBLY SERVICES	88,307	5,476			93,783
111.01	CS	CABINET SECRETARIAT SERVICES	39,297	16,372			55,669
113.01	BOC	OLYMPIC SERVICES	32,252	16,817			49,069
117.01	GNHC	SDS PROJECT MANAGEMENT SERVICES	1,756	8,915			10,672
117.01	GNHC	NATIONAL PLANNING SERVICES	33,385	47,272			80,657
116.01	CBS	BHUTAN STUDIES SERVICES	16,026	3,250			19,276
210.01	MLHR	LABOUR & HUMAN RESOURCE POLICY DIRECTION SERVICES	20,095	4,956			25,051
121.01	NSB	NATIONAL STATISTICAL SERVICES	27,315	7,857			35,172
201.01	MHCA	LOCAL GOVERNANCE SERVICES	8,863	70,935			79,798
201.01	MHCA	DISASTER MANAGEMENT SERVICES	10,772	56,076			66,848
130.01	RPC	ROYAL PRIVY COUNCIL SERVICES	9,493	0,186			9,679
			<b>2,130,643</b>	<b>1,184,244</b>		<b>0,000</b>	<b>3,315,033</b>
115.01	NLC	NATIONAL LAND SERVICES	23,265	38,208			61,473



409.01	B/thang	SURVEY & LAND RECORD SERVICES	1.145	0.178		1.323
403.01	Paro	SURVEY & LAND RECORD SERVICES	1.827			1.827
419.01	Gasa	SURVEY & LAND RECORD SERVICES	0.361	0.072		0.433
418.01	T/phu	SURVEY & LAND RECORD SERVICES	1.696			1.696
412.01	T/gsa	SURVEY & LAND RECORD SERVICES	1.547	0.807		2.354
411.01	Z/gang	SURVEY & LAND RECORD SERVICES	1.333	0.171		1.503
413.01	L/tse	SURVEY & LAND RECORD SERVICES	1.137	0.030		1.166
420.01	T/Yangtse	SURVEY & LAND RECORD SERVICES	1.331			1.331
405.01	T/rang	SURVEY & LAND RECORD SERVICES	1.811	0.073		1.884
415.01	P/Gatshel	SURVEY & LAND RECORD SERVICES	1.270			1.270
402.01	Haa	SURVEY & LAND RECORD SERVICES	1.464	0.195		1.659
417.01	T/gang	SURVEY & LAND RECORD SERVICES	1.644	0.033		1.676
410.01	S/pang	SURVEY & LAND RECORD SERVICES	1.692	0.218		1.910
407.01	P/kha	SURVEY & LAND RECORD SERVICES	2.331			2.331
404.01	S/tse	SURVEY & LAND RECORD SERVICES	3.192	0.655		3.847
115.01	NLC	SURVEY & LAND RECORD SERVICES	218.977	127.774		346.751
408.01	W/due	SURVEY & LAND RECORD SERVICES	1.794			1.794
406.01	Dagana	SURVEY & LAND RECORD SERVICES	1.119			1.119
416.01	S/Jongkhar	SURVEY & LAND RECORD SERVICES	1.796	0.209		2.005
414.01	M/gar	SURVEY & LAND RECORD SERVICES	1.823			1.823
			<b>272.555</b>	<b>168.622</b>		<b>441.176</b>
		<b>Total General Services</b>	<b>3,285.159</b>	<b>1,957.466</b>	<b>0.000</b>	<b>5,242.771</b>
	<b>Public Debt Services</b>					
202.01	MOF	PUBLIC ACCOUNTS SERVICES	3,012.273	868.025	875.010	11,180.351
		<b>Total Public Debt Services</b>	<b>3,012.273</b>	<b>868.025</b>	<b>875.010</b>	<b>11,180.351</b>
	<b>Social Services</b>					

209.01	MOE	EDUCATION POLICY DIRECTION SERVICES	53.772	31.122		84.893
128.01	REC	ROYAL EDUCATION COUNCIL SERVICES	17.968	50.077		68.045
410.01	S/pang	BASIC EDUCATION SERVICES	180.912	56.951		237.863
417.01	T/gang	BASIC EDUCATION SERVICES	305.975	142.815		448.790
417.06	GWG:K/LING	BASIC EDUCATION SERVICES		0.359		0.359
404.16	GWG:TAD	BASIC EDUCATION SERVICES		1.243		1.243
415.01	P/Gatshel	BASIC EDUCATION SERVICES	153.335	62.311		215.645
416.10	GWG:ORONG	BASIC EDUCATION SERVICES		0.200		0.200
402.01	Haa	BASIC EDUCATION SERVICES	71.179	15.231		86.410
404.15	GWG:SIP	BASIC EDUCATION SERVICES		0.200		0.200
405.01	T/rang	BASIC EDUCATION SERVICES	95.955	29.889		125.845
406.02	GWG:DOR	BASIC EDUCATION SERVICES		0.502		0.502
409.05	GWG:URA	BASIC EDUCATION SERVICES		0.110		0.110
416.02	GWG:P/THANG	BASIC EDUCATION SERVICES		0.910		0.910
416.11	GWG:SG	BASIC EDUCATION SERVICES		1.016		1.016
412.01	T/gsa	BASIC EDUCATION SERVICES	99.646	60.111		159.757
418.09	GWG:INARO	BASIC EDUCATION SERVICES		0.900		0.900
401.12	GWG:PLG	BASIC EDUCATION SERVICES		0.047		0.047
408.12	GWG:PHOBI	BASIC EDUCATION SERVICES		1.100		1.100
419.01	Gasa	BASIC EDUCATION SERVICES	26.096	8.573		34.669
418.01	T/phu	BASIC EDUCATION SERVICES	59.822	38.804		98.625
407.01	P/kha	BASIC EDUCATION SERVICES	163.060	61.467		224.527
124.01	THROM	BASIC EDUCATION SERVICES	334.632	74.850		409.482
408.01	W/du	BASIC EDUCATION SERVICES	160.006	28.890		188.896
406.10	GWG:T/GANG	BASIC EDUCATION SERVICES		0.250		0.250
406.01	Dagana	BASIC EDUCATION SERVICES	106.801	76.027		182.828

417.07	GWG:LUMMANG	BASIC EDUCATION SERVICES		0.230			0.230	
416.09	GWG:DEO	BASIC EDUCATION SERVICES		0.545			0.545	
406.14	GWG:LKHA	BASIC EDUCATION SERVICES		0.218			0.218	
416.08	GWG:MART	BASIC EDUCATION SERVICES		0.300			0.300	
404.06	GWG:DEN	BASIC EDUCATION SERVICES		0.200			0.200	
404.01	S/se	BASIC EDUCATION SERVICES	237.040	91.755			328.795	
409.02	GWG:CHHOEK	BASIC EDUCATION SERVICES		1.028			1.028	
416.12	GWG:SERTHI	BASIC EDUCATION SERVICES		0.650			0.650	
414.01	M/gar	BASIC EDUCATION SERVICES	220.229	75.543			295.772	
405.13	GWG:TGR	BASIC EDUCATION SERVICES		0.269			0.269	
411.01	Z/gang	BASIC EDUCATION SERVICES	138.396	49.836			188.232	
416.01	S/Jongkhar	BASIC EDUCATION SERVICES	167.533	69.764			237.297	
401.02	GWG:SPS	BASIC EDUCATION SERVICES		0.112			0.112	
404.02	GWG:BARA	BASIC EDUCATION SERVICES		1.000			1.000	
413.01	L/se	BASIC EDUCATION SERVICES	108.897	52.203			161.101	
404.10	GWG:LHA	BASIC EDUCATION SERVICES		0.500			0.500	
401.03	GWG:BOG	BASIC EDUCATION SERVICES		1.000			1.000	
420.01	T/Yangtse	BASIC EDUCATION SERVICES	124.974	76.562			201.536	
401.10	GWG:IGG	BASIC EDUCATION SERVICES		0.310			0.310	
416.05	GWG:W/PHU	BASIC EDUCATION SERVICES		0.200			0.200	
404.09	GWG:GHU	BASIC EDUCATION SERVICES		0.350			0.350	
404.03	GWG:BIRU	BASIC EDUCATION SERVICES		1.118			1.118	
409.01	B/thang	BASIC EDUCATION SERVICES	97.513	45.498			143.011	
209.01	MOE	BASIC EDUCATION SERVICES	63.160	612.102			675.262	
403.01	P/aro	BASIC EDUCATION SERVICES	195.437	36.717			232.154	
404.04	GWG:CHAR	BASIC EDUCATION SERVICES		0.314			0.314	

416.04	GWG:GOMDAR	BASIC EDUCATION SERVICES		0.130			0.130	
401.01	C/kha	BASIC EDUCATION SERVICES	307.986	120.666			428.652	
114.01	DDC	DZONGKHA DEVELOPMENT SERVICES	16.634	6.632			23.266	
120.01	RUB	TERTIARY EDUCATION SERVICES		698.773			698.773	
209.01	MOE	CONTINUING & NON-FORMAL EDUCATION SERVICES	15.889	297.341			313.229	
418.02	GWG:SOE	CONTINUING & NON-FORMAL EDUCATION SERVICES		0.888			0.888	
119.01	RIM	MANAGEMENT TRAINING SERVICES	44.061	80.623			124.683	
120.01	RUB	UNIVERSITY SECRETARIAT SERVICES		22.340			22.340	
129.01	BCSEA	SCHOOL EXAMINATION & ASSESSMENT SERVICES	59.452	9.012			68.464	
			<b>3,626.359</b>	<b>3,098.682</b>			<b>6,725.040</b>	
125.01	DRA	DRUG REGULATORY SERVICES	7.784	3.538			11.322	
418.06	GWG:KAWANG	PUBLIC HEALTH (COMMUNICABLE & NON-COMMUNICABLE DISEASES) SERVICES		0.625			0.625	
410.07	GWG:GELE	PUBLIC HEALTH (COMMUNICABLE & NON-COMMUNICABLE DISEASES) SERVICES		1.349			1.349	
417.15	GWG:TSHING	PUBLIC HEALTH (COMMUNICABLE & NON-COMMUNICABLE DISEASES) SERVICES		1.260			1.260	
416.06	GWG:JPHU	PUBLIC HEALTH (COMMUNICABLE & NON-COMMUNICABLE DISEASES) SERVICES		1.153			1.153	
416.03	GWG:PTHANG	PUBLIC HEALTH (COMMUNICABLE & NON-COMMUNICABLE DISEASES) SERVICES		0.790			0.790	
413.04	GWG:KHO	PUBLIC HEALTH (COMMUNICABLE & NON-COMMUNICABLE DISEASES) SERVICES		5.588			5.588	
413.06	GWG:MINJAY	PUBLIC HEALTH (COMMUNICABLE & NON-COMMUNICABLE DISEASES) SERVICES		1.531			1.531	
418.03	GWG:CHANG	PUBLIC HEALTH (COMMUNICABLE & NON-COMMUNICABLE DISEASES) SERVICES		0.163			0.163	

414.08	GWG-JUR	PUBLIC HEALTH (COMMUNICABLE & NON-COMMUNICABLE DISEASES) SERVICES	0.333		0.333	0.333
418.01	T/phu	PUBLIC HEALTH (COMMUNICABLE & NON-COMMUNICABLE DISEASES) SERVICES	8.000		8.000	8.000
407.07	GWG-SHE	PUBLIC HEALTH (COMMUNICABLE & NON-COMMUNICABLE DISEASES) SERVICES	0.801		0.801	0.801
410.05	GWG-DOE	PUBLIC HEALTH (COMMUNICABLE & NON-COMMUNICABLE DISEASES) SERVICES	4.065		4.065	4.065
416.11	GWG-SG	PUBLIC HEALTH (COMMUNICABLE & NON-COMMUNICABLE DISEASES) SERVICES	0.847		0.847	0.847
208.01	MOH	PUBLIC HEALTH (COMMUNICABLE & NON-COMMUNICABLE DISEASES) SERVICES	78.976	90.162	169.139	169.139
415.12	GWG-C/LING	PUBLIC HEALTH (COMMUNICABLE & NON-COMMUNICABLE DISEASES) SERVICES	0.240		0.240	0.240
417.02	GWG-BAR	PUBLIC HEALTH (COMMUNICABLE & NON-COMMUNICABLE DISEASES) SERVICES	0.350		0.350	0.350
414.12	GWG-SALENG	PUBLIC HEALTH (COMMUNICABLE & NON-COMMUNICABLE DISEASES) SERVICES	0.400		0.400	0.400
419.01	Gasa	PUBLIC HEALTH (COMMUNICABLE & NON-COMMUNICABLE DISEASES) SERVICES	0.047		0.047	0.047
408.12	GWG-PHOBJI	PUBLIC HEALTH (COMMUNICABLE & NON-COMMUNICABLE DISEASES) SERVICES	1.115		1.115	1.115
407.11	GWG-BAAP	PUBLIC HEALTH (COMMUNICABLE & NON-COMMUNICABLE DISEASES) SERVICES	1.177		1.177	1.177
416.02	GWG-PTHANG	PUBLIC HEALTH (COMMUNICABLE & NON-COMMUNICABLE DISEASES) SERVICES	3.108		3.108	3.108
414.18	GWG-NARANG	PUBLIC HEALTH (COMMUNICABLE & NON-COMMUNICABLE DISEASES) SERVICES	0.735		0.735	0.735
401.05	GWG-DAG	PUBLIC HEALTH (COMMUNICABLE & NON-COMMUNICABLE DISEASES) SERVICES	0.773		0.773	0.773
405.10	GWG-PGC	PUBLIC HEALTH (COMMUNICABLE & NON-COMMUNICABLE DISEASES) SERVICES	0.285		0.285	0.285

417.09	GWG:YNEER	PUBLIC HEALTH (COMMUNICABLE & NON-COMMUNICABLE DISEASES) SERVICES	1.050			1.050
417.08	GWG:MERAK	PUBLIC HEALTH (COMMUNICABLE & NON-COMMUNICABLE DISEASES) SERVICES	0.599			0.599
404.07	GWG:DOR	PUBLIC HEALTH (COMMUNICABLE & NON-COMMUNICABLE DISEASES) SERVICES	2.017			2.017
402.03	GWG:KSH	PUBLIC HEALTH (COMMUNICABLE & NON-COMMUNICABLE DISEASES) SERVICES	0.430			0.430
408.13	GWG:RUEP	PUBLIC HEALTH (COMMUNICABLE & NON-COMMUNICABLE DISEASES) SERVICES	1.446			1.446
412.02	Drateng	PUBLIC HEALTH (COMMUNICABLE & NON-COMMUNICABLE DISEASES) SERVICES	2.760			2.760
410.03	GWG:CHUZ	PUBLIC HEALTH (COMMUNICABLE & NON-COMMUNICABLE DISEASES) SERVICES	4.804			4.804
401.02	GWG:SPS	PUBLIC HEALTH (COMMUNICABLE & NON-COMMUNICABLE DISEASES) SERVICES	1.015			1.015
414.11	GWG:NGAT	PUBLIC HEALTH (COMMUNICABLE & NON-COMMUNICABLE DISEASES) SERVICES	0.137			0.137
407.05	GWG:KAB	PUBLIC HEALTH (COMMUNICABLE & NON-COMMUNICABLE DISEASES) SERVICES	1.607			1.607
413.07	GWG:MINBI	PUBLIC HEALTH (COMMUNICABLE & NON-COMMUNICABLE DISEASES) SERVICES	4.464			4.464
401.09	GWG:GLG	PUBLIC HEALTH (COMMUNICABLE & NON-COMMUNICABLE DISEASES) SERVICES	1.958			1.958
417.07	GWG:LUMANG	PUBLIC HEALTH (COMMUNICABLE & NON-COMMUNICABLE DISEASES) SERVICES	1.450			1.450
403.11	GWG:WAN	PUBLIC HEALTH (COMMUNICABLE & NON-COMMUNICABLE DISEASES) SERVICES	1.057			1.057
408.03	GWG:DAN	PUBLIC HEALTH (COMMUNICABLE & NON-COMMUNICABLE DISEASES) SERVICES	0.883			0.883
409.02	GWG:CHHOEK	PUBLIC HEALTH (COMMUNICABLE & NON-COMMUNICABLE DISEASES) SERVICES	0.200			0.200

404.06	GWG:DEN	PUBLIC HEALTH (COMMUNICABLE & NON-COMMUNICABLE DISEASES) SERVICES	1.174			1.174
414.03	GWG:CHALI	PUBLIC HEALTH (COMMUNICABLE & NON-COMMUNICABLE DISEASES) SERVICES	1.042			1.042
408.10	GWG:NYISHO	PUBLIC HEALTH (COMMUNICABLE & NON-COMMUNICABLE DISEASES) SERVICES	0.191			0.191
406.02	GWG:DOR	PUBLIC HEALTH (COMMUNICABLE & NON-COMMUNICABLE DISEASES) SERVICES	0.516			0.516
413.02	GWG:GANG	PUBLIC HEALTH (COMMUNICABLE & NON-COMMUNICABLE DISEASES) SERVICES	1.965			1.965
405.09	GWG:PAT	PUBLIC HEALTH (COMMUNICABLE & NON-COMMUNICABLE DISEASES) SERVICES	2.226			2.226
401.11	GWG:MKG	PUBLIC HEALTH (COMMUNICABLE & NON-COMMUNICABLE DISEASES) SERVICES	0.852			0.852
407.09	GWG:TEO	PUBLIC HEALTH (COMMUNICABLE & NON-COMMUNICABLE DISEASES) SERVICES	2.379			2.379
408.05	GWG:GANG	PUBLIC HEALTH (COMMUNICABLE & NON-COMMUNICABLE DISEASES) SERVICES	1.674			1.674
406.09	GWG:T/DING	PUBLIC HEALTH (COMMUNICABLE & NON-COMMUNICABLE DISEASES) SERVICES	2.231			2.231
412.06	Tangbi	PUBLIC HEALTH (COMMUNICABLE & NON-COMMUNICABLE DISEASES) SERVICES	3.360			3.360
405.02	GWG:BEG	PUBLIC HEALTH (COMMUNICABLE & NON-COMMUNICABLE DISEASES) SERVICES	0.858			0.858
408.07	GWG:GASEW	PUBLIC HEALTH (COMMUNICABLE & NON-COMMUNICABLE DISEASES) SERVICES	0.491			0.491
403.02	GWG:DOB	PUBLIC HEALTH (COMMUNICABLE & NON-COMMUNICABLE DISEASES) SERVICES	2.018			2.018
404.16	GWG:TAD	PUBLIC HEALTH (COMMUNICABLE & NON-COMMUNICABLE DISEASES) SERVICES	6.586			6.586
410.10	GWG:UML	PUBLIC HEALTH (COMMUNICABLE & NON-COMMUNICABLE DISEASES) SERVICES	0.198			0.198

406.12	GWG:TEZA	PUBLIC HEALTH (COMMUNICABLE & NON-COMMUNICABLE DISEASES) SERVICES		1.395		1.395
404.11	GWG:TEN	PUBLIC HEALTH (COMMUNICABLE & NON-COMMUNICABLE DISEASES) SERVICES		3.522		3.522
414.04	GWG:CHAS	PUBLIC HEALTH (COMMUNICABLE & NON-COMMUNICABLE DISEASES) SERVICES		1.738		1.738
416.01	S/Jongkhar	PUBLIC HEALTH (COMMUNICABLE & NON-COMMUNICABLE DISEASES) SERVICES	2.604			2.604
405.13	GWG:TGR	PUBLIC HEALTH (COMMUNICABLE & NON-COMMUNICABLE DISEASES) SERVICES		0.289		0.289
412.04	Langthel	PUBLIC HEALTH (COMMUNICABLE & NON-COMMUNICABLE DISEASES) SERVICES		1.596		1.596
418.08	GWG:MEWANG	PUBLIC HEALTH (COMMUNICABLE & NON-COMMUNICABLE DISEASES) SERVICES		0.959		0.959
414.10	GWG:MONGGA	PUBLIC HEALTH (COMMUNICABLE & NON-COMMUNICABLE DISEASES) SERVICES		1.000		1.000
410.08	GWG:HG	PUBLIC HEALTH (COMMUNICABLE & NON-COMMUNICABLE DISEASES) SERVICES		0.783		0.783
402.04	GWG:SBY	PUBLIC HEALTH (COMMUNICABLE & NON-COMMUNICABLE DISEASES) SERVICES		0.299		0.299
401.06	GWG:GTG	PUBLIC HEALTH (COMMUNICABLE & NON-COMMUNICABLE DISEASES) SERVICES		2.073		2.073
411.05	GWG:NGANG	PUBLIC HEALTH (COMMUNICABLE & NON-COMMUNICABLE DISEASES) SERVICES		2.037		2.037
417.13	GWG:SIKHAR	PUBLIC HEALTH (COMMUNICABLE & NON-COMMUNICABLE DISEASES) SERVICES		1.150		1.150
404.05	GWG:CHEN	PUBLIC HEALTH (COMMUNICABLE & NON-COMMUNICABLE DISEASES) SERVICES		2.092		2.092
415.08	GWG:ZOB	PUBLIC HEALTH (COMMUNICABLE & NON-COMMUNICABLE DISEASES) SERVICES		1.454		1.454
403.10	GWG:TSE	PUBLIC HEALTH (COMMUNICABLE & NON-COMMUNICABLE DISEASES) SERVICES		0.767		0.767



418.04	GWG-DAGALA	PUBLIC HEALTH (COMMUNICABLE & NON-COMMUNICABLE DISEASES) SERVICES	0.314	0.314				
406.03	GWG-DRU	PUBLIC HEALTH (COMMUNICABLE & NON-COMMUNICABLE DISEASES) SERVICES	0.025	0.025				0.025
404.12	GWG-NAINI	PUBLIC HEALTH (COMMUNICABLE & NON-COMMUNICABLE DISEASES) SERVICES	0.938	0.938				0.938
414.02	GWG-BALAM	PUBLIC HEALTH (COMMUNICABLE & NON-COMMUNICABLE DISEASES) SERVICES	0.397	0.397				0.397
414.16	GWG-TILING	PUBLIC HEALTH (COMMUNICABLE & NON-COMMUNICABLE DISEASES) SERVICES	1.198	1.198				1.198
407.02	GWG-CHHU	PUBLIC HEALTH (COMMUNICABLE & NON-COMMUNICABLE DISEASES) SERVICES	0.600	0.600				0.600
416.08	GWG-MART	PUBLIC HEALTH (COMMUNICABLE & NON-COMMUNICABLE DISEASES) SERVICES	0.248	0.248				0.248
417.05	GWG-K/PARA	PUBLIC HEALTH (COMMUNICABLE & NON-COMMUNICABLE DISEASES) SERVICES	0.850	0.850				0.850
417.03	GWG-BIDUNG	PUBLIC HEALTH (COMMUNICABLE & NON-COMMUNICABLE DISEASES) SERVICES	1.701	1.701				1.701
417.16	GWG-UZU	PUBLIC HEALTH (COMMUNICABLE & NON-COMMUNICABLE DISEASES) SERVICES	2.849	2.849				2.849
415.11	GWG-NANONG	PUBLIC HEALTH (COMMUNICABLE & NON-COMMUNICABLE DISEASES) SERVICES	0.854	0.854				0.854
406.10	GWG-T/GANG	PUBLIC HEALTH (COMMUNICABLE & NON-COMMUNICABLE DISEASES) SERVICES	1.235	1.235				1.235
417.10	GWG-PIMEY	PUBLIC HEALTH (COMMUNICABLE & NON-COMMUNICABLE DISEASES) SERVICES	0.860	0.860				0.860
407.12	GWG: TOEP	PUBLIC HEALTH (COMMUNICABLE & NON-COMMUNICABLE DISEASES) SERVICES	1.225	1.225				1.225
410.11	GWG-SINGHI	PUBLIC HEALTH (COMMUNICABLE & NON-COMMUNICABLE DISEASES) SERVICES	0.407	0.407				0.407
408.02	GWG-BUE	PUBLIC HEALTH (COMMUNICABLE & NON-COMMUNICABLE DISEASES) SERVICES	0.884	0.884				0.884

414.14	GWG-SILAM	PUBLIC HEALTH (COMMUNICABLE & NON-COMMUNICABLE DISEASES) SERVICES	1.600	1.600	1.600
403.06	GWG-LAN	PUBLIC HEALTH (COMMUNICABLE & NON-COMMUNICABLE DISEASES) SERVICES	2.949	2.949	2.949
411.09	GWG-G/SHIN	PUBLIC HEALTH (COMMUNICABLE & NON-COMMUNICABLE DISEASES) SERVICES	0.718	0.718	0.718
405.05	GWG-GOG	PUBLIC HEALTH (COMMUNICABLE & NON-COMMUNICABLE DISEASES) SERVICES	1.050	1.050	1.050
407.10	GWG-ZOMI	PUBLIC HEALTH (COMMUNICABLE & NON-COMMUNICABLE DISEASES) SERVICES	0.462	0.462	0.462
407.08	GWG-TALO	PUBLIC HEALTH (COMMUNICABLE & NON-COMMUNICABLE DISEASES) SERVICES	1.711	1.711	1.711
402.02	GWG-BJE	PUBLIC HEALTH (COMMUNICABLE & NON-COMMUNICABLE DISEASES) SERVICES	0.237	0.237	0.237
407.04	GWG-GUMA	PUBLIC HEALTH (COMMUNICABLE & NON-COMMUNICABLE DISEASES) SERVICES	0.649	0.649	0.649
406.08	GWG-LAJA	PUBLIC HEALTH (COMMUNICABLE & NON-COMMUNICABLE DISEASES) SERVICES	0.217	0.217	0.217
407.06	GWG-LING	PUBLIC HEALTH (COMMUNICABLE & NON-COMMUNICABLE DISEASES) SERVICES	5.601	5.601	5.601
417.04	GWG-K/LUNG	PUBLIC HEALTH (COMMUNICABLE & NON-COMMUNICABLE DISEASES) SERVICES	1.679	1.679	1.679
402.07	GAKEYLING	PUBLIC HEALTH (COMMUNICABLE & NON-COMMUNICABLE DISEASES) SERVICES	0.225	0.225	0.225
419.04	GWG-LAYA	PUBLIC HEALTH (COMMUNICABLE & NON-COMMUNICABLE DISEASES) SERVICES	1.820	1.820	1.820
416.10	GWG-ORONG	PUBLIC HEALTH (COMMUNICABLE & NON-COMMUNICABLE DISEASES) SERVICES	3.241	3.241	3.241
414.09	GWG-K/KHAR	PUBLIC HEALTH (COMMUNICABLE & NON-COMMUNICABLE DISEASES) SERVICES	2.169	2.169	2.169
411.04	GWG-NANG	PUBLIC HEALTH (COMMUNICABLE & NON-COMMUNICABLE DISEASES) SERVICES	1.470	1.470	1.470

410.02	GWG:SAMT	PUBLIC HEALTH (COMMUNICABLE & NON-COMMUNICABLE DISEASES) SERVICES	1.604	1.604	1.604
418.07	GWG:L/SHI	PUBLIC HEALTH (COMMUNICABLE & NON-COMMUNICABLE DISEASES) SERVICES	0.500	0.500	0.500
405.01	T/rang	PUBLIC HEALTH (COMMUNICABLE & NON-COMMUNICABLE DISEASES) SERVICES	6.357	6.357	6.357
417.06	GWG:K/LING	PUBLIC HEALTH (COMMUNICABLE & NON-COMMUNICABLE DISEASES) SERVICES	2.334	2.334	2.334
411.03	GWG:B/JOKA	PUBLIC HEALTH (COMMUNICABLE & NON-COMMUNICABLE DISEASES) SERVICES	0.705	0.705	0.705
404.02	GWG:BARA	PUBLIC HEALTH (COMMUNICABLE & NON-COMMUNICABLE DISEASES) SERVICES	3.869	3.869	3.869
401.04	GWG:CHG	PUBLIC HEALTH (COMMUNICABLE & NON-COMMUNICABLE DISEASES) SERVICES	3.557	3.557	3.557
402.06	GWG:USE	PUBLIC HEALTH (COMMUNICABLE & NON-COMMUNICABLE DISEASES) SERVICES	0.350	0.350	0.350
420.06	GWG:TOETS	PUBLIC HEALTH (COMMUNICABLE & NON-COMMUNICABLE DISEASES) SERVICES	0.659	0.659	0.659
404.10	GWG:LHA	PUBLIC HEALTH (COMMUNICABLE & NON-COMMUNICABLE DISEASES) SERVICES	4.517	4.517	4.517
412.03	Korphu	PUBLIC HEALTH (COMMUNICABLE & NON-COMMUNICABLE DISEASES) SERVICES	1.765	1.765	1.765
401.07	GWG:LKG	PUBLIC HEALTH (COMMUNICABLE & NON-COMMUNICABLE DISEASES) SERVICES	3.997	3.997	3.997
412.05	Nubi	PUBLIC HEALTH (COMMUNICABLE & NON-COMMUNICABLE DISEASES) SERVICES	3.580	3.580	3.580
408.11	GWG:PHANG	PUBLIC HEALTH (COMMUNICABLE & NON-COMMUNICABLE DISEASES) SERVICES	0.624	0.624	0.624
413.09	GWG:TGA	PUBLIC HEALTH (COMMUNICABLE & NON-COMMUNICABLE DISEASES) SERVICES	2.753	2.753	2.753
403.05	GWG:HOR	PUBLIC HEALTH (COMMUNICABLE & NON-COMMUNICABLE DISEASES) SERVICES	0.440	0.440	0.440

408.08	GWG:KAZHI	PUBLIC HEALTH (COMMUNICABLE & NON-COMMUNICABLE DISEASES) SERVICES	0.645			0.645
411.01	Z'gang	PUBLIC HEALTH (COMMUNICABLE & NON-COMMUNICABLE DISEASES) SERVICES	0.085			0.085
415.04	GWG:DUNG	PUBLIC HEALTH (COMMUNICABLE & NON-COMMUNICABLE DISEASES) SERVICES	0.351			0.351
416.07	GWG:LAURI	PUBLIC HEALTH (COMMUNICABLE & NON-COMMUNICABLE DISEASES) SERVICES	1.864			1.864
418.09	GWG:NARO	PUBLIC HEALTH (COMMUNICABLE & NON-COMMUNICABLE DISEASES) SERVICES	0.030			0.030
415.02	GWG:CHONG	PUBLIC HEALTH (COMMUNICABLE & NON-COMMUNICABLE DISEASES) SERVICES	1.694			1.694
401.12	GWG:PLG	PUBLIC HEALTH (COMMUNICABLE & NON-COMMUNICABLE DISEASES) SERVICES	0.732			0.732
410.04	GWG:DG	PUBLIC HEALTH (COMMUNICABLE & NON-COMMUNICABLE DISEASES) SERVICES	0.075			0.075
417.11	GWG:RADHI	PUBLIC HEALTH (COMMUNICABLE & NON-COMMUNICABLE DISEASES) SERVICES	1.353			1.353
415.06	GWG:SHUMER	PUBLIC HEALTH (COMMUNICABLE & NON-COMMUNICABLE DISEASES) SERVICES	2.572			2.572
410.12	GWG:SAR	PUBLIC HEALTH (COMMUNICABLE & NON-COMMUNICABLE DISEASES) SERVICES	2.038			2.038
408.14	GWG:SEPHU	PUBLIC HEALTH (COMMUNICABLE & NON-COMMUNICABLE DISEASES) SERVICES	0.112			1.217
406.05	GWG:GOSH	PUBLIC HEALTH (COMMUNICABLE & NON-COMMUNICABLE DISEASES) SERVICES	1.055			1.055
410.09	GWG:JIG	PUBLIC HEALTH (COMMUNICABLE & NON-COMMUNICABLE DISEASES) SERVICES	1.095			1.095
411.06	GWG:PHANG	PUBLIC HEALTH (COMMUNICABLE & NON-COMMUNICABLE DISEASES) SERVICES	0.694			0.694
404.15	GWG:SIP	PUBLIC HEALTH (COMMUNICABLE & NON-COMMUNICABLE DISEASES) SERVICES	3.211			3.211

413.01	L/tse	PUBLIC HEALTH (COMMUNICABLE & NON-COMMUNICABLE DISEASES) SERVICES	1.584	1.584	1.584
406.13	GWG:DEO	PUBLIC HEALTH (COMMUNICABLE & NON-COMMUNICABLE DISEASES) SERVICES	0.414	0.414	0.414
401.03	GWG:BOG	PUBLIC HEALTH (COMMUNICABLE & NON-COMMUNICABLE DISEASES) SERVICES	3.834	3.834	3.834
415.09	GWG:D/LING	PUBLIC HEALTH (COMMUNICABLE & NON-COMMUNICABLE DISEASES) SERVICES	1.446	1.446	1.446
413.08	GWG:METSHO	PUBLIC HEALTH (COMMUNICABLE & NON-COMMUNICABLE DISEASES) SERVICES	1.447	1.447	1.447
411.02	GWG:BARDO	PUBLIC HEALTH (COMMUNICABLE & NON-COMMUNICABLE DISEASES) SERVICES	3.506	3.506	3.506
416.12	GWG:SERTHI	PUBLIC HEALTH (COMMUNICABLE & NON-COMMUNICABLE DISEASES) SERVICES	0.637	0.637	0.637
401.10	GWG:LGG	PUBLIC HEALTH (COMMUNICABLE & NON-COMMUNICABLE DISEASES) SERVICES	1.042	1.042	1.042
408.16	GWG:THEDT	PUBLIC HEALTH (COMMUNICABLE & NON-COMMUNICABLE DISEASES) SERVICES	0.976	0.976	0.976
404.08	GWG:DUM	PUBLIC HEALTH (COMMUNICABLE & NON-COMMUNICABLE DISEASES) SERVICES	1.399	1.399	1.399
413.05	GWG:KUR-GA	PUBLIC HEALTH (COMMUNICABLE & NON-COMMUNICABLE DISEASES) SERVICES	1.462	1.462	1.462
416.05	GWG:W/PHU	PUBLIC HEALTH (COMMUNICABLE & NON-COMMUNICABLE DISEASES) SERVICES	2.376	2.376	2.376
403.03	GWG:DOG	PUBLIC HEALTH (COMMUNICABLE & NON-COMMUNICABLE DISEASES) SERVICES	2.205	2.205	2.205
415.10	NORB GEWOG	PUBLIC HEALTH (COMMUNICABLE & NON-COMMUNICABLE DISEASES) SERVICES	0.742	0.742	0.742
403.09	GWG:SHA	PUBLIC HEALTH (COMMUNICABLE & NON-COMMUNICABLE DISEASES) SERVICES	1.437	1.437	1.437
404.13	GWG:PUG	PUBLIC HEALTH (COMMUNICABLE & NON-COMMUNICABLE DISEASES) SERVICES	1.261	1.261	1.261

404.09	GWG:GHU	PUBLIC HEALTH (COMMUNICABLE & NON-COMMUNICABLE DISEASES) SERVICES	2.758			2.758
418.05	GWG:GAYNEY	PUBLIC HEALTH (COMMUNICABLE & NON-COMMUNICABLE DISEASES) SERVICES	0.072			0.072
415.07	GWG:YUR	PUBLIC HEALTH (COMMUNICABLE & NON-COMMUNICABLE DISEASES) SERVICES	0.930			0.930
403.04	GWG:DOT	PUBLIC HEALTH (COMMUNICABLE & NON-COMMUNICABLE DISEASES) SERVICES	0.900			0.900
415.05	GWG:KHAR	PUBLIC HEALTH (COMMUNICABLE & NON-COMMUNICABLE DISEASES) SERVICES	0.864			0.864
411.07	GWG:S/KHAR	PUBLIC HEALTH (COMMUNICABLE & NON-COMMUNICABLE DISEASES) SERVICES	3.548			3.548
406.04	GWG:GESAR	PUBLIC HEALTH (COMMUNICABLE & NON-COMMUNICABLE DISEASES) SERVICES	0.536			0.536
417.14	GWG:S/PHU	PUBLIC HEALTH (COMMUNICABLE & NON-COMMUNICABLE DISEASES) SERVICES	2.024			2.024
406.11	GWG:T/KHA	PUBLIC HEALTH (COMMUNICABLE & NON-COMMUNICABLE DISEASES) SERVICES	1.017			1.017
409.04	GWG:TANG	PUBLIC HEALTH (COMMUNICABLE & NON-COMMUNICABLE DISEASES) SERVICES	0.849			0.849
417.12	GWG:SAKTEN	PUBLIC HEALTH (COMMUNICABLE & NON-COMMUNICABLE DISEASES) SERVICES	0.496			0.496
404.14	GWG:SAM	PUBLIC HEALTH (COMMUNICABLE & NON-COMMUNICABLE DISEASES) SERVICES	1.091			1.091
404.04	GWG:CHAR	PUBLIC HEALTH (COMMUNICABLE & NON-COMMUNICABLE DISEASES) SERVICES	0.874			0.874
415.03	GWG:CHHIM	PUBLIC HEALTH (COMMUNICABLE & NON-COMMUNICABLE DISEASES) SERVICES	0.798			0.798
403.08	GWG:NAJ	PUBLIC HEALTH (COMMUNICABLE & NON-COMMUNICABLE DISEASES) SERVICES	3.749			3.749
408.09	GWG:NAHI	PUBLIC HEALTH (COMMUNICABLE & NON-COMMUNICABLE DISEASES) SERVICES	1.267			1.267

411.08	GWG:TRONG	PUBLIC HEALTH (COMMUNICABLE & NON-COMMUNICABLE DISEASES) SERVICES	0.840			0.840
414.06	GWG:D/PONG	PUBLIC HEALTH (COMMUNICABLE & NON-COMMUNICABLE DISEASES) SERVICES	0.050			0.050
405.08	GWG:MEG	PUBLIC HEALTH (COMMUNICABLE & NON-COMMUNICABLE DISEASES) SERVICES	0.336			0.336
408.06	GWG:GASEG	PUBLIC HEALTH (COMMUNICABLE & NON-COMMUNICABLE DISEASES) SERVICES	0.656			0.656
404.03	GWG:BIRU	PUBLIC HEALTH (COMMUNICABLE & NON-COMMUNICABLE DISEASES) SERVICES	6.900			6.900
401.08	GWG:DUG	PUBLIC HEALTH (COMMUNICABLE & NON-COMMUNICABLE DISEASES) SERVICES	0.280			0.280
416.04	GWG:GOMDAR	PUBLIC HEALTH (COMMUNICABLE & NON-COMMUNICABLE DISEASES) SERVICES	1.231			1.231
405.06	GWG:RAG	PUBLIC HEALTH (COMMUNICABLE & NON-COMMUNICABLE DISEASES) SERVICES	0.458			0.458
413.03	GWG:JAREY	PUBLIC HEALTH (COMMUNICABLE & NON-COMMUNICABLE DISEASES) SERVICES	1.075			1.075
409.03	GWG:CHHUME	PUBLIC HEALTH (COMMUNICABLE & NON-COMMUNICABLE DISEASES) SERVICES	1.200			1.200
402.05	GWG:SAM	PUBLIC HEALTH (COMMUNICABLE & NON-COMMUNICABLE DISEASES) SERVICES	0.841			0.841
122.01	BNCA	NARCOTIC CONTROL SERVICES	4.324	11.887		16.211
208.01	MOH	HEALTH POLICY DIRECTION SERVICES	103.665	83.995		187.660
420.03	GWG:JKHAR	HEALTH MANAGEMENT SERVICES	2.050			2.050
420.09	GWG:YANGT	HEALTH MANAGEMENT SERVICES	0.129			0.129
415.01	P/Gatshel	HEALTH MANAGEMENT SERVICES		0.947		0.947
420.08	GWG:YLLANG	HEALTH MANAGEMENT SERVICES	0.980			0.980
420.05	GWG:RAMJAR	HEALTH MANAGEMENT SERVICES	0.135			0.135
420.04	GWG:K/DANG	HEALTH MANAGEMENT SERVICES	1.369			1.369

420.02	GWG:BLING	HEALTH MANAGEMENT SERVICES		0.400			0.400
420.06	GWG:TOETS	HEALTH MANAGEMENT SERVICES		0.343			0.343
420.07	GWG:TSHANG	HEALTH MANAGEMENT SERVICES		0.600			0.600
405.03	GWG:DUG	HEALTH MANAGEMENT SERVICES		0.201			0.201
417.08	GWG:MERAK	DIAGNOSTIC & CURATIVE (HOSPITALS & BHUS) SERVICES		0.856			0.856
409.05	GWG:JURA	DIAGNOSTIC & CURATIVE (HOSPITALS & BHUS) SERVICES		0.468			0.468
404.07	GWG:DOR	DIAGNOSTIC & CURATIVE (HOSPITALS & BHUS) SERVICES		1.316			1.316
403.10	GWG:TSE	DIAGNOSTIC & CURATIVE (HOSPITALS & BHUS) SERVICES		0.574			0.574
418.06	GWG:KAWANG	DIAGNOSTIC & CURATIVE (HOSPITALS & BHUS) SERVICES		0.030			0.030
412.01	T/gsa	DIAGNOSTIC & CURATIVE (HOSPITALS & BHUS) SERVICES	19.967	5.093			25.061
413.04	GWG:KHO	DIAGNOSTIC & CURATIVE (HOSPITALS & BHUS) SERVICES		0.046			0.046
414.08	GWG:JUR	DIAGNOSTIC & CURATIVE (HOSPITALS & BHUS) SERVICES		0.200			0.200
419.03	GWG:KHATOE	DIAGNOSTIC & CURATIVE (HOSPITALS & BHUS) SERVICES		0.163			0.163
419.01	Gasa	DIAGNOSTIC & CURATIVE (HOSPITALS & BHUS) SERVICES	8.644	0.343			8.986
415.06	GWG:SHUMER	DIAGNOSTIC & CURATIVE (HOSPITALS & BHUS) SERVICES		0.531			0.531
414.16	GWG:T/LING	DIAGNOSTIC & CURATIVE (HOSPITALS & BHUS) SERVICES		0.782			0.782
406.06	GWG:KANA	DIAGNOSTIC & CURATIVE (HOSPITALS & BHUS) SERVICES		1.015			1.015





408.01	W/duie	DIAGNOSTIC & CURATIVE (HOSPITALS & BHUS) SERVICES	24.825	8.723			33.547
414.03	GWG:CHALI	DIAGNOSTIC & CURATIVE (HOSPITALS & BHUS) SERVICES		0.613			0.613
406.01	Dagana	DIAGNOSTIC & CURATIVE (HOSPITALS & BHUS) SERVICES	23.894	10.002			33.895
415.11	GWG:NANONG	DIAGNOSTIC & CURATIVE (HOSPITALS & BHUS) SERVICES		1.329			1.329
406.15	GWG:NICHU	DIAGNOSTIC & CURATIVE (HOSPITALS & BHUS) SERVICES		0.124			0.124
404.01	S/ise	DIAGNOSTIC & CURATIVE (HOSPITALS & BHUS) SERVICES	53.692	22.375			76.067
406.14	GWG:LKHA	DIAGNOSTIC & CURATIVE (HOSPITALS & BHUS) SERVICES		0.407			0.407
407.02	GWG:CHHU	DIAGNOSTIC & CURATIVE (HOSPITALS & BHUS) SERVICES		0.250			0.250
417.01	T/gang	DIAGNOSTIC & CURATIVE (HOSPITALS & BHUS) SERVICES	60.462	39.442			99.904
402.01	Haa	DIAGNOSTIC & CURATIVE (HOSPITALS & BHUS) SERVICES	12.983	10.241			23.225
414.05	GWG:D/TSE	DIAGNOSTIC & CURATIVE (HOSPITALS & BHUS) SERVICES		0.050			0.050
401.11	GWG:MKG	DIAGNOSTIC & CURATIVE (HOSPITALS & BHUS) SERVICES		0.459			0.459
404.11	GWG:TEN	DIAGNOSTIC & CURATIVE (HOSPITALS & BHUS) SERVICES		1.771			1.771
415.01	P/Gatshel	DIAGNOSTIC & CURATIVE (HOSPITALS & BHUS) SERVICES	27.953	18.357			46.310
406.08	GWG:LAJA	DIAGNOSTIC & CURATIVE (HOSPITALS & BHUS) SERVICES		0.360			0.360
410.01	S/pang	DIAGNOSTIC & CURATIVE (HOSPITALS & BHUS) SERVICES	23.568	27.306			50.874

414.09	GWG:K/KHAR	DIAGNOSTIC & CURATIVE (HOSPITALS & BHUS) SERVICES		2.809			2.809
419.04	GWG:LAYA	DIAGNOSTIC & CURATIVE (HOSPITALS & BHUS) SERVICES		0.128			0.128
405.01	T/rang	DIAGNOSTIC & CURATIVE (HOSPITALS & BHUS) SERVICES	22.754	0.912			23.666
406.09	GWG:T/DING	DIAGNOSTIC & CURATIVE (HOSPITALS & BHUS) SERVICES		0.159			0.159
401.07	GWG:LKG	DIAGNOSTIC & CURATIVE (HOSPITALS & BHUS) SERVICES		0.705			0.705
412.05	Nubi	DIAGNOSTIC & CURATIVE (HOSPITALS & BHUS) SERVICES		0.614			0.614
407.03	GWG:GOEN	DIAGNOSTIC & CURATIVE (HOSPITALS & BHUS) SERVICES		0.994			0.994
416.01	S/Jongkhar	DIAGNOSTIC & CURATIVE (HOSPITALS & BHUS) SERVICES	32.488	42.284			74.772
413.01	L/tse	DIAGNOSTIC & CURATIVE (HOSPITALS & BHUS) SERVICES	22.917	11.081			33.998
411.03	GWG:BJOKA	DIAGNOSTIC & CURATIVE (HOSPITALS & BHUS) SERVICES		0.120			0.120
404.02	GWG:BARA	DIAGNOSTIC & CURATIVE (HOSPITALS & BHUS) SERVICES		0.900			0.900
401.02	GWG:SPS	DIAGNOSTIC & CURATIVE (HOSPITALS & BHUS) SERVICES		0.187			0.187
411.01	Z/gang	DIAGNOSTIC & CURATIVE (HOSPITALS & BHUS) SERVICES	36.600	19.159			55.759
420.01	T/Yangtse	DIAGNOSTIC & CURATIVE (HOSPITALS & BHUS) SERVICES	18.674	4.225			22.899
405.13	GWG:TGR	DIAGNOSTIC & CURATIVE (HOSPITALS & BHUS) SERVICES		0.348			0.348
406.13	GWG:DEO	DIAGNOSTIC & CURATIVE (HOSPITALS & BHUS) SERVICES		0.369			0.369

414.01	M/gar	DIAGNOSTIC & CURATIVE (HOSPITALS & BHUS) SERVICES	24.904	64.013			88.917
415.09	GWG:D/LING	DIAGNOSTIC & CURATIVE (HOSPITALS & BHUS) SERVICES		0.959			0.959
401.06	GWG:GTG	DIAGNOSTIC & CURATIVE (HOSPITALS & BHUS) SERVICES		0.340			0.340
419.05	GWG:LUNANA	DIAGNOSTIC & CURATIVE (HOSPITALS & BHUS) SERVICES		3.800			3.800
406.05	GWG:GOSH	DIAGNOSTIC & CURATIVE (HOSPITALS & BHUS) SERVICES		0.183			0.183
404.14	GWG:SAM	DIAGNOSTIC & CURATIVE (HOSPITALS & BHUS) SERVICES		0.367			0.367
403.01	P/aro	DIAGNOSTIC & CURATIVE (HOSPITALS & BHUS) SERVICES	33.490	1.984			35.474
404.04	GWG:CHAR	DIAGNOSTIC & CURATIVE (HOSPITALS & BHUS) SERVICES		0.481			0.481
415.10	NORB GEWOG	DIAGNOSTIC & CURATIVE (HOSPITALS & BHUS) SERVICES		0.281			0.281
415.05	GWG:KHAR	DIAGNOSTIC & CURATIVE (HOSPITALS & BHUS) SERVICES		0.735			0.735
414.15	GWG:T/RONG	DIAGNOSTIC & CURATIVE (HOSPITALS & BHUS) SERVICES		0.124			0.124
417.12	GWG:SAKTEN	DIAGNOSTIC & CURATIVE (HOSPITALS & BHUS) SERVICES		0.380			0.380
418.02	GWG:SOE	DIAGNOSTIC & CURATIVE (HOSPITALS & BHUS) SERVICES		0.341			0.341
414.17	GWG:T/MANG	DIAGNOSTIC & CURATIVE (HOSPITALS & BHUS) SERVICES		1.586			1.586
404.13	GWG:PUG	DIAGNOSTIC & CURATIVE (HOSPITALS & BHUS) SERVICES		0.916			0.916
416.05	GWG:W/PHU	DIAGNOSTIC & CURATIVE (HOSPITALS & BHUS) SERVICES		0.650			0.650

403.08	GWG:NAJ	DIAGNOSTIC & CURATIVE (HOSPITALS & BHUS) SERVICES		0.050			0.050	
404.03	GWG:BIRU	DIAGNOSTIC & CURATIVE (HOSPITALS & BHUS) SERVICES		1.771			1.771	1.771
414.07	GWG:GONG	DIAGNOSTIC & CURATIVE (HOSPITALS & BHUS) SERVICES		1.101			1.101	1.101
409.01	B/thang	DIAGNOSTIC & CURATIVE (HOSPITALS & BHUS) SERVICES	19.752	9.825			9.825	29.577
406.04	GWG:GESAR	DIAGNOSTIC & CURATIVE (HOSPITALS & BHUS) SERVICES		0.050			0.050	0.050
401.01	C/kha	DIAGNOSTIC & CURATIVE (HOSPITALS & BHUS) SERVICES	42.769	56.097			56.097	98.866
406.11	GWG:T/KHA	DIAGNOSTIC & CURATIVE (HOSPITALS & BHUS) SERVICES		0.534			0.534	0.534
402.05	GWG:SAM	DIAGNOSTIC & CURATIVE (HOSPITALS & BHUS) SERVICES		0.112			0.112	0.112
			<b>1,783.509</b>	<b>1,171.162</b>			<b>1,171.162</b>	<b>2,954.670</b>
		<b>Total Social Services</b>	<b>5,409.868</b>	<b>4,269.843</b>			<b>0.000</b>	<b>9,679.711</b>
	Housing & Community Amenity Services							
406.15	GWG:NICHU	URBAN INFRASTRUCTURE DEVELOPMENT & SUSPENSION BRIDGE SERVICES		1.725			1.725	1.725
206.01	MWHS	URBAN INFRASTRUCTURE DEVELOPMENT & SUSPENSION BRIDGE SERVICES	49.673	326.164			326.164	375.836
407.01	P/kha	URBAN INFRASTRUCTURE DEVELOPMENT & SUSPENSION BRIDGE SERVICES	15.467	25.218			25.218	40.685
406.10	GWG:T/GANG	URBAN INFRASTRUCTURE DEVELOPMENT & SUSPENSION BRIDGE SERVICES		0.011			0.011	0.011
406.14	GWG:LKHA	URBAN INFRASTRUCTURE DEVELOPMENT & SUSPENSION BRIDGE SERVICES		1.182			1.182	1.182
408.10	GWG:NYISHO	URBAN INFRASTRUCTURE DEVELOPMENT & SUSPENSION BRIDGE SERVICES		0.055			0.055	0.055

409.02	GWG:CHHOEK	URBAN INFRASTRUCTURE DEVELOPMENT & SUSPENSION BRIDGE SERVICES		1.000			1.000
406.01	Dagana	URBAN INFRASTRUCTURE DEVELOPMENT & SUSPENSION BRIDGE SERVICES	9.105	3.208			12.313
407.02	GWG:CHHU	URBAN INFRASTRUCTURE DEVELOPMENT & SUSPENSION BRIDGE SERVICES		0.210			0.210
415.01	P/Gatshel	URBAN INFRASTRUCTURE DEVELOPMENT & SUSPENSION BRIDGE SERVICES	10.184	64.747			74.931
405.01	T/rang	URBAN INFRASTRUCTURE DEVELOPMENT & SUSPENSION BRIDGE SERVICES	14.995	10.583			25.579
410.01	S/pang	URBAN INFRASTRUCTURE DEVELOPMENT & SUSPENSION BRIDGE SERVICES	10.759	15.763			26.521
402.01	Haa	URBAN INFRASTRUCTURE DEVELOPMENT & SUSPENSION BRIDGE SERVICES	12.511	39.484			51.995
417.01	T/gang	URBAN INFRASTRUCTURE DEVELOPMENT & SUSPENSION BRIDGE SERVICES	24.760	58.877			83.637
412.06	Tangbi	URBAN INFRASTRUCTURE DEVELOPMENT & SUSPENSION BRIDGE SERVICES		9.089			9.089
416.07	GWG:LAURI	URBAN INFRASTRUCTURE DEVELOPMENT & SUSPENSION BRIDGE SERVICES		0.146			0.146
416.02	GWG:PTHANG	URBAN INFRASTRUCTURE DEVELOPMENT & SUSPENSION BRIDGE SERVICES		3.778			3.778
409.05	GWG:URA	URBAN INFRASTRUCTURE DEVELOPMENT & SUSPENSION BRIDGE SERVICES		0.432			0.432
412.01	T/gsa	URBAN INFRASTRUCTURE DEVELOPMENT & SUSPENSION BRIDGE SERVICES	10.928	17.783			28.711
416.06	GWG:LPHU	URBAN INFRASTRUCTURE DEVELOPMENT & SUSPENSION BRIDGE SERVICES		0.850			0.850
419.01	Gasa	URBAN INFRASTRUCTURE DEVELOPMENT & SUSPENSION BRIDGE SERVICES	5.307	0.046			5.354
416.03	GWG:PTHANG	URBAN INFRASTRUCTURE DEVELOPMENT & SUSPENSION BRIDGE SERVICES		0.500			0.500

412.03	Korphu	URBAN INFRASTRUCTURE DEVELOPMENT & SUSPENSION BRIDGE SERVICES		0.061			0.061
414.01	M/gar	URBAN INFRASTRUCTURE DEVELOPMENT & SUSPENSION BRIDGE SERVICES	17.505	12.599			30.103
416.01	S/Jongkhar	URBAN INFRASTRUCTURE DEVELOPMENT & SUSPENSION BRIDGE SERVICES	11.217	4.721			15.938
413.01	L/tse	URBAN INFRASTRUCTURE DEVELOPMENT & SUSPENSION BRIDGE SERVICES	9.868	9.074			18.943
412.04	Langthel	URBAN INFRASTRUCTURE DEVELOPMENT & SUSPENSION BRIDGE SERVICES		7.529			7.529
411.01	Z/gang	URBAN INFRASTRUCTURE DEVELOPMENT & SUSPENSION BRIDGE SERVICES	13.879	19.361			33.239
420.06	GWG:TOETS	URBAN INFRASTRUCTURE DEVELOPMENT & SUSPENSION BRIDGE SERVICES		0.410			0.410
412.05	Nubi	URBAN INFRASTRUCTURE DEVELOPMENT & SUSPENSION BRIDGE SERVICES		0.214			0.214
408.16	GWG:THEDT	URBAN INFRASTRUCTURE DEVELOPMENT & SUSPENSION BRIDGE SERVICES		0.350			0.350
408.01	W/du	URBAN INFRASTRUCTURE DEVELOPMENT & SUSPENSION BRIDGE SERVICES	16.012	40.220			56.232
414.14	GWG:SILAM	URBAN INFRASTRUCTURE DEVELOPMENT & SUSPENSION BRIDGE SERVICES		1.003			1.003
404.01	S/tse	URBAN INFRASTRUCTURE DEVELOPMENT & SUSPENSION BRIDGE SERVICES	19.447	27.980			47.427
411.05	GWG:NGANG	URBAN INFRASTRUCTURE DEVELOPMENT & SUSPENSION BRIDGE SERVICES		0.097			0.097
420.01	T/Yangtse	URBAN INFRASTRUCTURE DEVELOPMENT & SUSPENSION BRIDGE SERVICES	11.776	10.263			22.039
411.06	GWG:PHANG	URBAN INFRASTRUCTURE DEVELOPMENT & SUSPENSION BRIDGE SERVICES		0.550			0.550
409.03	GWG:CHHUME	URBAN INFRASTRUCTURE DEVELOPMENT & SUSPENSION BRIDGE SERVICES		1.600			1.600

403.01	Paro	URBAN INFRASTRUCTURE DEVELOPMENT & SUSPENSION BRIDGE SERVICES	19.651	15.971		35.622
410.09	GWG:JIG	URBAN INFRASTRUCTURE DEVELOPMENT & SUSPENSION BRIDGE SERVICES		0.300		0.300
411.07	GWG:S/KHAR	URBAN INFRASTRUCTURE DEVELOPMENT & SUSPENSION BRIDGE SERVICES		0.669		0.669
417.14	GWG:S/PHU	URBAN INFRASTRUCTURE DEVELOPMENT & SUSPENSION BRIDGE SERVICES		0.202		0.202
409.04	GWG:TANG	URBAN INFRASTRUCTURE DEVELOPMENT & SUSPENSION BRIDGE SERVICES		1.600		1.600
409.01	B/thang	URBAN INFRASTRUCTURE DEVELOPMENT & SUSPENSION BRIDGE SERVICES	10.515	5.153		15.668
401.01	C/kha	URBAN INFRASTRUCTURE DEVELOPMENT & SUSPENSION BRIDGE SERVICES	13.666	22.096		35.762
413.03	GWG:JAREY	URBAN INFRASTRUCTURE DEVELOPMENT & SUSPENSION BRIDGE SERVICES		1.267		1.267
		<b>Total Housing &amp; Community Amenity Services</b>	<b>307.224</b>	<b>764.139</b>	<b>0.000</b>	<b>1071.363</b>
		Recreation, Culture & Religious Services				
414.18	GWG:NAFANG	RELIGION & CULTURAL SERVICES		1.327		1.327
417.15	GWG:TSHING	RELIGION & CULTURAL SERVICES		1.297		1.297
401.05	GWG:DAG	RELIGION & CULTURAL SERVICES		0.050		0.050
414.08	GWG:JUR	RELIGION & CULTURAL SERVICES		0.950		0.950
408.14	GWG:SEPHU	RELIGION & CULTURAL SERVICES		0.250		0.250
418.03	GWG:CHANG	RELIGION & CULTURAL SERVICES		0.380		0.380
413.06	GWG:MINJAY	RELIGION & CULTURAL SERVICES		2.900		2.900
414.12	GWG:SALENG	RELIGION & CULTURAL SERVICES		1.190		1.190
417.02	GWG:BAR	RELIGION & CULTURAL SERVICES		0.150		0.150
417.13	GWG:S/KHAR	RELIGION & CULTURAL SERVICES		2.712		2.712
408.13	GWG:RUEP	RELIGION & CULTURAL SERVICES		0.399		0.399



417.08	GWG-MERAK	RELIGION & CULTURAL SERVICES		0.240		0.240		0.240
418.01	T/phu	RELIGION & CULTURAL SERVICES	0.133	20.779				20.912
407.07	GWG-SHE	RELIGION & CULTURAL SERVICES		1.300				1.300
415.12	GWG-C/LING	RELIGION & CULTURAL SERVICES		1.483				1.483
410.05	GWG-DOE	RELIGION & CULTURAL SERVICES		1.213				1.213
419.01	Gasa	RELIGION & CULTURAL SERVICES	1.477	0.674				2.151
406.06	GWG-KANA	RELIGION & CULTURAL SERVICES		2.020				2.020
414.06	GWG-D/PONG	RELIGION & CULTURAL SERVICES		2.085				2.085
406.05	GWG-GOSH	RELIGION & CULTURAL SERVICES		0.010				0.010
415.10	NORB GEWOG	RELIGION & CULTURAL SERVICES		1.152				1.152
418.05	GWG-GAYNEY	RELIGION & CULTURAL SERVICES	0.270	0.655				0.925
418.02	GWG-SOE	RELIGION & CULTURAL SERVICES		1.033				1.033
415.05	GWG-KHAR	RELIGION & CULTURAL SERVICES		1.310				1.310
409.04	GWG-TANG	RELIGION & CULTURAL SERVICES		0.900				0.900
411.07	GWG-S/KHAR	RELIGION & CULTURAL SERVICES		0.189				0.189
416.04	GWG-GOMDAR	RELIGION & CULTURAL SERVICES		0.600				0.600
402.05	GWG-SAM	RELIGION & CULTURAL SERVICES		0.800				0.800
405.06	GWG-RAG	RELIGION & CULTURAL SERVICES		0.820				0.820
409.01	B/rhang	RELIGION & CULTURAL SERVICES	1.855	26.312				28.167
404.04	GWG-CHAR	RELIGION & CULTURAL SERVICES		0.100				0.100
415.07	GWG-YUR	RELIGION & CULTURAL SERVICES		0.186				0.186
414.15	GWG-T/RONG	RELIGION & CULTURAL SERVICES		1.517				1.517
417.12	GWG-SAKTEN	RELIGION & CULTURAL SERVICES		2.943				2.943
414.17	GWG-T/MANG	RELIGION & CULTURAL SERVICES		0.927				0.927
105.01	CRA	RELIGIOUS SERVICES	472.200	173.505				645.706
405.01	T/rang	RELIGIOUS SERVICES	0.813	4.895				5.708

415.02	GWG:CHONG	RELIGION & CULTURAL SERVICES		1.260		1.260		1.260
415.04	GWG:DUNG	RELIGION & CULTURAL SERVICES		1.527		1.527		1.527
415.06	GWG:SHUMER	RELIGION & CULTURAL SERVICES		1.815		1.815		1.815
404.12	GWG:NAINI	RELIGION & CULTURAL SERVICES		0.079		0.079		0.079
416.02	GWG:PTHANG	RELIGION & CULTURAL SERVICES		0.050		0.050		0.050
402.03	GWG:KSH	RELIGION & CULTURAL SERVICES		2.647		2.647		2.647
415.08	GWG:ZOB	RELIGION & CULTURAL SERVICES		4.826		4.826		4.826
410.04	GWG:DG	RELIGION & CULTURAL SERVICES		0.594		0.594		0.594
408.04	GWG:DAGA	RELIGION & CULTURAL SERVICES		0.566		0.566		0.566
416.01	S/Jongkhar	RELIGION & CULTURAL SERVICES	1.010	8.706		8.706		9.716
420.06	GWG:TOETS	RELIGION & CULTURAL SERVICES		1.010		1.010		1.010
414.01	M/gar	RELIGION & CULTURAL SERVICES	1.072	27.991		27.991		29.063
413.09	GWG:TGA	RELIGION & CULTURAL SERVICES		1.515		1.515		1.515
415.09	GWG:D/LING	RELIGION & CULTURAL SERVICES		2.620		2.620		2.620
401.03	GWG:BOG	RELIGION & CULTURAL SERVICES		1.975		1.975		1.975
412.03	Korphu	RELIGION & CULTURAL SERVICES		1.069		1.069		1.069
416.12	GWG:SERTHI	RELIGION & CULTURAL SERVICES		6.070		6.070		6.070
420.07	GWG:TSHANG	RELIGION & CULTURAL SERVICES		3.855		3.855		3.855
411.05	GWG:NGANG	RELIGION & CULTURAL SERVICES		1.293		1.293		1.293
401.04	GWG:CHG	RELIGION & CULTURAL SERVICES		0.610		0.610		0.610
410.08	GWG:HG	RELIGION & CULTURAL SERVICES		0.789		0.789		0.789
402.04	GWG:SBY	RELIGION & CULTURAL SERVICES		0.202		0.202		0.202
405.12	GWG:TSG	RELIGION & CULTURAL SERVICES		0.416		0.416		0.416
401.07	GWG:LKG	RELIGION & CULTURAL SERVICES		0.253		0.253		0.253
414.11	GWG:NGAT	RELIGION & CULTURAL SERVICES		0.963		0.963		0.963
407.03	GWG:GOEN	RELIGION & CULTURAL SERVICES		1.039		1.039		1.039

401.06	GWG:GTG	RELIGION & CULTURAL SERVICES		0.050			0.050
413.08	GWG:METSHO	RELIGION & CULTURAL SERVICES		1.870			1.870
404.08	GWG:DUM	RELIGION & CULTURAL SERVICES		0.220			0.220
404.10	GWG:LHA	RELIGION & CULTURAL SERVICES		0.200			0.200
411.01	Z/gang	RELIGION & CULTURAL SERVICES	1.328	3.948			5.276
413.01	L/tse	RELIGION & CULTURAL SERVICES	1.092	5.987			7.079
411.02	GWG:BARDO	RELIGION & CULTURAL SERVICES		1.300			1.300
420.01	T/Yangtse	RELIGION & CULTURAL SERVICES	1.183	6.060			7.243
406.13	GWG:DEO	RELIGION & CULTURAL SERVICES		0.058			0.058
201.01	MHCA	RELIGION & CULTURAL SERVICES	81.568	230.811			312.379
408.08	GWG:KAZHI	RELIGION & CULTURAL SERVICES		0.400			0.400
407.05	GWG:KAB	RELIGION & CULTURAL SERVICES		0.646			0.646
414.13	GWG:SHER	RELIGION & CULTURAL SERVICES		0.156			0.156
406.14	GWG:LKHA	RELIGION & CULTURAL SERVICES		0.754			0.754
403.11	GWG:WAN	RELIGION & CULTURAL SERVICES		1.035			1.035
412.02	Drateng	RELIGION & CULTURAL SERVICES		1.099			1.099
417.07	GWG:LUMANG	RELIGION & CULTURAL SERVICES		8.986			8.986
414.03	GWG:CHALI	RELIGION & CULTURAL SERVICES		0.145			0.145
401.09	GWG:GLG	RELIGION & CULTURAL SERVICES		0.642			0.642
407.12	GWG: TOEP	RELIGION & CULTURAL SERVICES		0.400			0.400
407.02	GWG:CHHU	RELIGION & CULTURAL SERVICES		1.000			1.000
407.10	GWG:ZOMI	RELIGION & CULTURAL SERVICES		0.785			0.785
413.02	GWG:GANG	RELIGION & CULTURAL SERVICES		3.835			3.835
408.15	GWG:ATHANG	RELIGION & CULTURAL SERVICES		0.590			0.590
412.06	Tangbi	RELIGION & CULTURAL SERVICES		1.008			1.008
407.09	GWG:TEO	RELIGION & CULTURAL SERVICES		1.030			1.030

417.16	GWG:UZU	RELIGION & CULTURAL SERVICES		2.760		2.760
415.11	GWG:NaNONG	RELIGION & CULTURAL SERVICES		2.524		2.524
413.07	GWG:MINBI	RELIGION & CULTURAL SERVICES		0.499		0.499
411.09	GWG:G/SHIN	RELIGION & CULTURAL SERVICES		0.949		0.949
414.14	GWG:SILAM	RELIGION & CULTURAL SERVICES		1.440		1.440
406.15	GWG:NICHU	RELIGION & CULTURAL SERVICES		0.313		0.313
407.01	P/kha	RELIGION & CULTURAL SERVICES	3.577	19.974		23.551
406.10	GWG:T/GANG	RELIGION & CULTURAL SERVICES		0.801		0.801
417.05	GWG:K/PARA	RELIGION & CULTURAL SERVICES		1.680		1.680
408.03	GWG:DAN	RELIGION & CULTURAL SERVICES		0.999		0.999
416.08	GWG:MART	RELIGION & CULTURAL SERVICES		0.092		0.092
408.02	GWG:BJE	RELIGION & CULTURAL SERVICES		0.120		0.120
404.01	S/tse	RELIGION & CULTURAL SERVICES	1.241	13.816		15.057
403.06	GWG:LAN	RELIGION & CULTURAL SERVICES		0.200		0.200
420.09	GWG:YANGT	RELIGION & CULTURAL SERVICES		0.200		0.200
410.11	GWG:SINGHI	RELIGION & CULTURAL SERVICES		0.011		0.011
406.01	Dagana	RELIGION & CULTURAL SERVICES	1.216	4.774		5.990
405.07	GWG:KIG	RELIGION & CULTURAL SERVICES		0.035		0.035
405.04	GWG:BAG	RELIGION & CULTURAL SERVICES		0.886		0.886
414.05	GWG:D/TSE	RELIGION & CULTURAL SERVICES		6.640		6.640
419.04	GWG:LAYA	RELIGION & CULTURAL SERVICES		0.683		0.683
407.08	GWG:TALO	RELIGION & CULTURAL SERVICES		0.970		0.970
420.08	GWG:YLLANG	RELIGION & CULTURAL SERVICES		2.100		2.100
408.07	GWG:GASEW	RELIGION & CULTURAL SERVICES		0.916		0.916
417.04	GWG:KILUNG	RELIGION & CULTURAL SERVICES		5.518		5.518
420.05	GWG:RAMJAR	RELIGION & CULTURAL SERVICES		1.110		1.110

414.04	GWG:CHAS	RELIGION & CULTURAL SERVICES		2.500		2.500	
408.05	GWG:GANG	RELIGION & CULTURAL SERVICES		1.299		1.299	
405.09	GWG:PAT	RELIGION & CULTURAL SERVICES		0.375		0.375	
405.02	GWG:BEG	RELIGION & CULTURAL SERVICES		0.203		0.203	
406.08	GWG:LAJA	RELIGION & CULTURAL SERVICES		0.200		0.200	
411.04	GWG:NANG	RELIGION & CULTURAL SERVICES		1.908		1.908	
415.01	P/Gatshel	RELIGION & CULTURAL SERVICES	1.389	22.771		24.160	
410.01	S/pang	RELIGION & CULTURAL SERVICES	0.681	5.157		5.838	
402.07	GAKEYLING	RELIGION & CULTURAL SERVICES		0.796		0.796	
406.12	GWG:TEZA	RELIGION & CULTURAL SERVICES		1.127		1.127	
417.01	T/gang	RELIGION & CULTURAL SERVICES	1.855	20.099		21.954	
410.03	GWG:CHUZ	RELIGION & CULTURAL SERVICES		0.729		0.729	
401.11	GWG:MKG	RELIGION & CULTURAL SERVICES		0.712		0.712	
414.02	GWG:BALAM	RELIGION & CULTURAL SERVICES		1.250		1.250	
401.12	GWG:PLG	RELIGION & CULTURAL SERVICES		0.194		0.194	
414.16	GWG:TILING	RELIGION & CULTURAL SERVICES		0.750		0.750	
404.07	GWG:DOR	RELIGION & CULTURAL SERVICES		0.774		0.774	
403.10	GWG:TSE	RELIGION & CULTURAL SERVICES		1.127		1.127	
412.01	T/gsa	RELIGION & CULTURAL SERVICES	1.791	11.226		13.018	
419.03	GWG:KHATOE	RELIGION & CULTURAL SERVICES		1.750		1.750	
419.02	GWG:KHAME	RELIGION & CULTURAL SERVICES		0.748		0.748	
404.05	GWG:CHEN	RELIGION & CULTURAL SERVICES		0.050		0.050	
406.03	GWG:DRU	RELIGION & CULTURAL SERVICES		1.350		1.350	
413.04	GWG:KHO	RELIGION & CULTURAL SERVICES		4.894		4.894	
416.06	GWG:J/PHU	RELIGION & CULTURAL SERVICES		0.650		0.650	
420.03	GWG:JKHAR	RELIGION & CULTURAL SERVICES		0.075		0.075	

407.11	GWG:BAAP	RELIGION & CULTURAL SERVICES		0.220		0.220		0.220
410.12	GWG:SAR	RELIGION & CULTURAL SERVICES		0.723		0.723		0.723
416.07	GWG:LAURI	RELIGION & CULTURAL SERVICES		4.221		4.221		4.221
409.05	GWG:URA	RELIGION & CULTURAL SERVICES		2.406		2.406		2.406
417.09	GWG:YNEER	RELIGION & CULTURAL SERVICES		2.739		2.739		2.739
409.02	GWG:CHHOEK	RELIGION & CULTURAL SERVICES		2.002		2.002		2.002
417.03	GWG:PIDUNG	RELIGION & CULTURAL SERVICES		0.200		0.200		0.200
408.01	W/du	RELIGION & CULTURAL SERVICES	0.856	6.701		7.557		7.557
402.01	Haa	RELIGION & CULTURAL SERVICES	1.090	12.640		13.730		13.730
403.02	GWG:DOB	RELIGION & CULTURAL SERVICES		0.629		0.629		0.629
416.10	GWG:ORONG	RELIGION & CULTURAL SERVICES		0.784		0.784		0.784
418.07	GWG:LSHI	RELIGION & CULTURAL SERVICES		0.614		0.614		0.614
405.11	GWG:SHG	RELIGION & CULTURAL SERVICES		1.503		1.503		1.503
405.05	GWG:GOG	RELIGION & CULTURAL SERVICES		0.502		0.502		0.502
417.06	GWG:KILING	RELIGION & CULTURAL SERVICES		2.500		2.500		2.500
404.11	GWG:TEN	RELIGION & CULTURAL SERVICES		0.045		0.045		0.045
407.06	GWG:LING	RELIGION & CULTURAL SERVICES		0.277		0.277		0.277
402.02	GWG:BJE	RELIGION & CULTURAL SERVICES		2.844		2.844		2.844
402.06	GWG:USE	RELIGION & CULTURAL SERVICES		1.300		1.300		1.300
411.03	GWG:BJOKA	RELIGION & CULTURAL SERVICES		0.846		0.846		0.846
406.07	GWG:KHEBI	RELIGION & CULTURAL SERVICES		3.437		3.437		3.437
401.02	GWG:SPS	RELIGION & CULTURAL SERVICES		0.150		0.150		0.150
412.04	Langthel	RELIGION & CULTURAL SERVICES		1.710		1.710		1.710
414.10	GWG:IMONGGA	RELIGION & CULTURAL SERVICES		2.840		2.840		2.840
401.10	GWG:LGG	RELIGION & CULTURAL SERVICES		2.598		2.598		2.598
405.13	GWG:TGR	RELIGION & CULTURAL SERVICES		0.837		0.837		0.837

420.02	GWG:BLING	RELIGION & CULTURAL SERVICES		3.182		3.182
418.08	GWG:MEWANG	RELIGION & CULTURAL SERVICES		1.930		1.930
408.11	GWG:PHANG	RELIGION & CULTURAL SERVICES		0.099		0.099
412.05	Nubi	RELIGION & CULTURAL SERVICES		2.738		2.738
420.04	GWG:KIDANG	RELIGION & CULTURAL SERVICES		0.980		0.980
403.04	GWG:DOT	RELIGION & CULTURAL SERVICES		0.510		0.510
401.01	C/kha	RELIGION & CULTURAL SERVICES	1.119	4.231		5.349
413.03	GWG:JAREY	RELIGION & CULTURAL SERVICES		0.524		0.524
403.03	GWG:DOG	RELIGION & CULTURAL SERVICES		0.740		0.740
411.06	GWG:PHANG	RELIGION & CULTURAL SERVICES		1.800		1.800
409.03	GWG:CHHUME	RELIGION & CULTURAL SERVICES		1.100		1.100
408.06	GWG:GASEG	RELIGION & CULTURAL SERVICES		0.090		0.090
408.09	GWG:NAHI	RELIGION & CULTURAL SERVICES		0.450		0.450
403.08	GWG:NAJ	RELIGION & CULTURAL SERVICES		0.550		0.550
416.05	GWG:W/PHU	RELIGION & CULTURAL SERVICES		0.996		0.996
413.05	GWG:KUR-GA	RELIGION & CULTURAL SERVICES		0.744		0.744
405.08	GWG:MEG	RELIGION & CULTURAL SERVICES		0.800		0.800
411.08	GWG:TRONG	RELIGION & CULTURAL SERVICES		0.727		0.727
410.09	GWG:JIG	RELIGION & CULTURAL SERVICES		2.579		2.579
406.04	GWG:GESAR	RELIGION & CULTURAL SERVICES		0.434		0.434
403.01	P'aro	RELIGION & CULTURAL SERVICES	3.992	6.937		10.929
406.11	GWG:T/KHA	RELIGION & CULTURAL SERVICES		1.020		1.020
419.05	GWG:LUNANA	RELIGION & CULTURAL SERVICES		2.634		2.634
414.07	GWG:GONG	RELIGION & CULTURAL SERVICES		0.400		0.400
417.14	GWG:S/PHU	RELIGION & CULTURAL SERVICES		1.512		1.512
405.03	GWG:DUG	RELIGION & CULTURAL SERVICES		0.013		0.013

404.14	GWG-SAM	RELIGION & CULTURAL SERVICES			1.455		1.455
415.03	GWG-CHHIM	RELIGION & CULTURAL SERVICES			0.926		0.926
	<b>Total Recreation, Culture &amp; Religious Services</b>		<b>582.809</b>		<b>854.099</b>		<b>1,436.909</b>
	<b>RNR Services</b>						
204.01	MAF	AGRICULTURE POLICY DIRECTION SERVICES	126.171		75.449		201.620
204.01	MAF	AGRICULTURE MARKETING SERVICES	22.887		38.359		61.246
204.01	MAF	RENEWABLE NATURAL RESOURCE RESEARCH SERVICES	16.378		17.363		33.741
412.06	Tangbi	AGRICULTURE SERVICES	0.030		6.377		6.407
405.04	GWG-BAG	AGRICULTURE SERVICES	0.015		6.004		6.019
404.11	GWG-TEN	AGRICULTURE SERVICES			1.381		1.381
408.05	GWG-GANG	AGRICULTURE SERVICES			3.850		3.850
410.10	GWG-UML	AGRICULTURE SERVICES	0.008		2.177		2.185
414.05	GWG-DTSE	AGRICULTURE SERVICES			4.410		4.410
417.07	GWG-LUMANG	AGRICULTURE SERVICES	1.502		15.014		16.516
406.01	Dagana	AGRICULTURE SERVICES	6.134		3.255		9.389
204.01	MAF	AGRICULTURE SERVICES	288.072		259.750		547.823
417.03	GWG-BIDUNG	AGRICULTURE SERVICES			13.357		13.357
417.02	GWG-BAR	AGRICULTURE SERVICES	0.010		7.936		7.946
410.12	GWG-SAR	AGRICULTURE SERVICES	0.010		2.842		2.852
414.16	GWG-TIJING	AGRICULTURE SERVICES			12.424		12.424
417.13	GWG-SIKHAR	AGRICULTURE SERVICES	0.010		10.970		10.980
404.12	GWG-NAINI	AGRICULTURE SERVICES			2.979		2.979
416.02	GWG-PHANG	AGRICULTURE SERVICES			3.325		3.325
404.05	GWG-CHEN	AGRICULTURE SERVICES	0.020		7.207		7.227
402.03	GWG-KSH	AGRICULTURE SERVICES	0.010		0.486		0.496



408.13	GWG:RUPEP	AGRICULTURE SERVICES		4.634		4.634		
417.15	GWG:TSHING	AGRICULTURE SERVICES	1.223	16.125				17.348
417.09	GWG:YNEER	AGRICULTURE SERVICES	0.010	7.099				7.109
410.05	GWG:DOE	AGRICULTURE SERVICES	0.026	47.478				47.504
415.12	GWG:CLING	AGRICULTURE SERVICES		18.200				18.200
420.03	GWG:JKHAR	AGRICULTURE SERVICES		13.335				13.335
407.07	GWG:SHE	AGRICULTURE SERVICES		5.182				5.182
416.11	GWG:SG	AGRICULTURE SERVICES		1.826				1.826
404.06	GWG:DEN	AGRICULTURE SERVICES	0.010	2.257				2.267
401.09	GWG:GLG	AGRICULTURE SERVICES		4.460				4.460
408.10	GWG:NYISHO	AGRICULTURE SERVICES		3.661				3.661
416.08	GWG:MART	AGRICULTURE SERVICES		16.160				16.160
409.02	GWG:CHHOEK	AGRICULTURE SERVICES		4.500				4.500
408.03	GWG:DAN	AGRICULTURE SERVICES		7.195				7.195
407.05	GWG:KAB	AGRICULTURE SERVICES		0.874				0.874
416.09	GWG:DEO	AGRICULTURE SERVICES		5.397				5.397
406.14	GWG:LKHA	AGRICULTURE SERVICES		1.360				1.360
403.11	GWG:WAN	AGRICULTURE SERVICES		4.902				4.902
414.12	GWG:SALENG	AGRICULTURE SERVICES		7.832				7.832
418.01	T/phu	AGRICULTURE SERVICES	6.970	8.709				15.680
413.06	GWG:MINJAY	AGRICULTURE SERVICES	0.018	6.837				6.855
413.04	GWG:KHO	AGRICULTURE SERVICES		22.683				22.683
418.03	GWG:CHANG	AGRICULTURE SERVICES	0.032	2.646				2.678
408.12	GWG:PHOBI	AGRICULTURE SERVICES		2.145				2.145
415.02	GWG:CHONG	AGRICULTURE SERVICES		28.050				28.050
407.11	GWG:BAAP	AGRICULTURE SERVICES		2.328				2.328

419.02	GWG:KHAME	AGRICULTURE SERVICES		0.297		0.297		0.297
416.03	GWG:PTHANG	AGRICULTURE SERVICES		6.493		6.493		6.493
408.14	GWG:SEPHU	AGRICULTURE SERVICES		3.400		3.400		3.400
419.01	Gasa	AGRICULTURE SERVICES	2.420	0.227		0.227		2.647
402.04	GWG:SBY	AGRICULTURE SERVICES	0.017	31.291		31.291		31.308
413.08	GWG:METSHO	AGRICULTURE SERVICES		23.498		23.498		23.498
412.03	Korphu	AGRICULTURE SERVICES		26.089		26.089		26.089
413.01	L/tse	AGRICULTURE SERVICES	5.364	32.074		32.074		37.438
414.10	GWG:MONGGA	AGRICULTURE SERVICES		5.281		5.281		5.281
414.01	M/gar	AGRICULTURE SERVICES	10.582	77.488		77.488		88.070
420.06	GWG:TOETS	AGRICULTURE SERVICES		3.372		3.372		3.372
411.03	GWG:BJOKA	AGRICULTURE SERVICES	0.015	11.878		11.878		11.893
403.07	GWG:LUN	AGRICULTURE SERVICES	0.010	3.953		3.953		3.963
401.02	GWG:SPS	AGRICULTURE SERVICES		9.752		9.752		9.752
412.04	Langthel	AGRICULTURE SERVICES	0.100	9.138		9.138		9.238
411.05	GWG:NGANG	AGRICULTURE SERVICES	0.014	1.511		1.511		1.525
411.02	GWG:BARDO	AGRICULTURE SERVICES	1.287	3.067		3.067		4.354
401.04	GWG:CHG	AGRICULTURE SERVICES		8.136		8.136		8.136
420.08	GWG:YLLANG	AGRICULTURE SERVICES		0.183		0.183		0.183
406.02	GWG:DOR	AGRICULTURE SERVICES		29.699		29.699		29.699
417.01	T/gang	AGRICULTURE SERVICES	10.523	57.938		57.938		68.461
408.07	GWG:GASEW	AGRICULTURE SERVICES		5.969		5.969		5.969
416.10	GWG:ORONG	AGRICULTURE SERVICES		5.221		5.221		5.221
405.02	GWG:BEG	AGRICULTURE SERVICES	0.015	3.140		3.140		3.155
406.09	GWG:T/DING	AGRICULTURE SERVICES		14.987		14.987		14.987
405.09	GWG:PAT	AGRICULTURE SERVICES	0.060	2.030		2.030		2.090

407.04	GWG:GUMA	AGRICULTURE SERVICES		4.270		4.270	
418.06	GWG:KAWANG	AGRICULTURE SERVICES	0.010	3.969		3.969	
415.08	GWG:ZOB	AGRICULTURE SERVICES		5.692		5.692	
405.10	GWG:PGC	AGRICULTURE SERVICES		4.853		4.853	
418.09	GWG:NARO	AGRICULTURE SERVICES	0.015	0.165		0.165	
415.04	GWG:DUNG	AGRICULTURE SERVICES		0.200		0.200	
409.05	GWG:URA	AGRICULTURE SERVICES	0.020	1.126		1.146	
406.06	GWG:KANA	AGRICULTURE SERVICES		8.171		8.171	
414.08	GWG:JUR	AGRICULTURE SERVICES		15.473		15.473	
414.18	GWG:NARANG	AGRICULTURE SERVICES		2.775		2.775	
401.12	GWG:PLG	AGRICULTURE SERVICES	1.155	16.811		17.966	
410.04	GWG:DG	AGRICULTURE SERVICES	0.032	5.471		5.503	
408.04	GWG:DAGA	AGRICULTURE SERVICES		2.248		2.248	
417.08	GWG:MERAK	AGRICULTURE SERVICES	0.005	16.979		16.984	
415.06	GWG:SHUMER	AGRICULTURE SERVICES		0.099		0.099	
410.07	GWG:GELE	AGRICULTURE SERVICES	0.020	4.277		4.297	
419.03	GWG:KHATOE	AGRICULTURE SERVICES		0.250		0.250	
404.07	GWG:DOR	AGRICULTURE SERVICES	0.020	5.789		5.809	
403.10	GWG:TSE	AGRICULTURE SERVICES	0.010	4.490		4.500	
401.05	GWG:DAG	AGRICULTURE SERVICES		29.395		29.395	
414.02	GWG:BALAM	AGRICULTURE SERVICES		16.205		16.205	
416.07	GWG:LAURI	AGRICULTURE SERVICES		21.657		21.657	
418.04	GWG:DAGALA	AGRICULTURE SERVICES	0.031	0.015		0.046	
406.03	GWG:DRU	AGRICULTURE SERVICES		12.580		12.580	
417.11	GWG:RADHI	AGRICULTURE SERVICES	0.196	17.456		17.652	
410.06	GWG:TTHANG	AGRICULTURE SERVICES	0.010	1.164		1.174	

412.01	T/gsa	AGRICULTURE SERVICES	5.008	4.552		9.561
420.05	GWG:RAMJAR	AGRICULTURE SERVICES		4.398		4.398
405.11	GWG:SHG	AGRICULTURE SERVICES		6.854		6.854
407.09	GWG:TEO	AGRICULTURE SERVICES		3.339		3.339
419.04	GWG:LAYA	AGRICULTURE SERVICES		0.979		0.979
417.06	GWG:K/LING	AGRICULTURE SERVICES		3.009		3.009
410.01	S/pang	AGRICULTURE SERVICES	8.268	11.395		19.663
407.08	GWG:TALO	AGRICULTURE SERVICES		1.937		1.937
417.04	GWG:K/LUNG	AGRICULTURE SERVICES	0.030	4.238		4.268
418.07	GWG:L/SHI	AGRICULTURE SERVICES	0.010			0.010
410.02	GWG:SAMT	AGRICULTURE SERVICES	0.031	2.913		2.944
405.05	GWG:GOG	AGRICULTURE SERVICES	0.040	0.689		0.729
401.11	GWG:IMKG	AGRICULTURE SERVICES	0.005	15.763		15.768
405.01	T/rang	AGRICULTURE SERVICES	6.850	3.881		10.731
407.06	GWG:L/LING	AGRICULTURE SERVICES		1.580		1.580
406.08	GWG:L/AJA	AGRICULTURE SERVICES		5.170		5.170
402.07	GAKEYLING	AGRICULTURE SERVICES		0.969		0.969
406.12	GWG:TEZA	AGRICULTURE SERVICES		2.555		2.555
411.04	GWG:NANG	AGRICULTURE SERVICES	0.466	7.335		7.801
402.02	GWG:BJE	AGRICULTURE SERVICES	0.010	3.024		3.034
404.15	GWG:SIP	AGRICULTURE SERVICES	0.010	1.067		1.077
416.06	GWG:L/PHU	AGRICULTURE SERVICES		11.342		11.342
413.02	GWG:GANG	AGRICULTURE SERVICES		36.973		36.973
403.02	GWG:DOB	AGRICULTURE SERVICES		4.334		4.334
402.01	Haa	AGRICULTURE SERVICES	5.068	0.620		5.688
408.15	GWG:ATHANG	AGRICULTURE SERVICES	0.118	5.889		6.007

407.10	GWG-ZOMI	AGRICULTURE SERVICES		0.670		0.670		0.670
414.04	GWG-CHAS	AGRICULTURE SERVICES		2.564		2.564		2.564
415.01	P/Gatshel	AGRICULTURE SERVICES	8.023	59.272		59.272		67.295
404.16	GWG-TAD	AGRICULTURE SERVICES	0.010	3.463		3.463		3.473
410.08	GWG-HG	AGRICULTURE SERVICES	0.010	3.848		3.848		3.858
416.01	S/Jongkhar	AGRICULTURE SERVICES	6.049	43.050		43.050		49.099
401.06	GWG-GTG	AGRICULTURE SERVICES		3.311		3.311		3.311
404.08	GWG-DUM	AGRICULTURE SERVICES	0.010	2.336		2.336		2.346
420.01	T/Yangtse	AGRICULTURE SERVICES	5.889	47.886		47.886		53.775
401.07	GWG-LKG	AGRICULTURE SERVICES		16.441		16.441		16.441
414.11	GWG-NGAT	AGRICULTURE SERVICES		2.522		2.522		2.522
420.07	GWG-TSHANG	AGRICULTURE SERVICES		2.529		2.529		2.529
401.03	GWG-BOG	AGRICULTURE SERVICES	0.728	12.805		12.805		13.533
406.13	GWG-DEO	AGRICULTURE SERVICES		1.556		1.556		1.556
420.04	GWG-K/DANG	AGRICULTURE SERVICES		4.172		4.172		4.172
417.16	GWG-UZU	AGRICULTURE SERVICES	0.030	16.190		16.190		16.220
417.05	GWG-K/PARA	AGRICULTURE SERVICES	0.010	25.556		25.556		25.566
407.02	GWG-CHHU	AGRICULTURE SERVICES	0.010	13.189		13.189		13.199
404.01	S/tse	AGRICULTURE SERVICES	8.308	42.754		42.754		51.063
403.06	GWG-LAN	AGRICULTURE SERVICES	0.010	1.028		1.028		1.038
411.01	Z/gang	AGRICULTURE SERVICES	6.521	32.672		32.672		39.193
407.03	GWG-GOEN	AGRICULTURE SERVICES		1.792		1.792		1.792
415.09	GWG-D/LING	AGRICULTURE SERVICES		18.781		18.781		18.781
401.10	GWG-LGG	AGRICULTURE SERVICES	1.984	23.305		23.305		25.289
404.10	GWG-LHA	AGRICULTURE SERVICES	0.010	5.320		5.320		5.330
420.02	GWG-B/LING	AGRICULTURE SERVICES		3.611		3.611		3.611

408.16	GWG:THEDT	AGRICULTURE SERVICES		1.899		1.899			
412.05	Nubi	AGRICULTURE SERVICES	0.015	7.433					7.448
405.13	GWG:TGR	AGRICULTURE SERVICES	0.020	0.570					0.590
408.08	GWG:KAZHI	AGRICULTURE SERVICES		2.670					2.670
405.12	GWG:TSG	AGRICULTURE SERVICES	0.020	2.755					2.774
416.12	GWG:SERTHI	AGRICULTURE SERVICES		0.050					0.050
408.11	GWG-PHANG	AGRICULTURE SERVICES		2.836					2.836
403.05	GWG:HOR	AGRICULTURE SERVICES	0.010						0.010
402.06	GWG:USE	AGRICULTURE SERVICES	0.020	2.870					2.890
418.08	GWG:MEWANG	AGRICULTURE SERVICES	0.080	6.225					6.305
404.02	GWG:BARA	AGRICULTURE SERVICES	0.010	1.008					1.018
413.07	GWG-MINBI	AGRICULTURE SERVICES		11.222					11.222
407.01	P/kha	AGRICULTURE SERVICES	7.383	4.460					11.842
406.10	GWG:T/GANG	AGRICULTURE SERVICES		6.997					6.997
408.02	GWG:BJE	AGRICULTURE SERVICES		4.960					4.960
411.09	GWG:G/SHIN	AGRICULTURE SERVICES	2.014	5.368					7.381
414.14	GWG:SILAM	AGRICULTURE SERVICES		3.148					3.148
414.13	GWG-SHER	AGRICULTURE SERVICES		5.456					5.456
415.11	GWG:NAONONG	AGRICULTURE SERVICES		0.200					0.200
410.11	GWG-SINGHI	AGRICULTURE SERVICES	0.010	4.129					4.139
407.12	GWG: TOEP	AGRICULTURE SERVICES		1.878					1.878
420.09	GWG:YANGT	AGRICULTURE SERVICES		2.655					2.655
406.15	GWG-NICHU	AGRICULTURE SERVICES	0.010	0.211					0.221
412.02	Drateng	AGRICULTURE SERVICES	0.080	3.574					3.654
417.10	GWG:P/MEY	AGRICULTURE SERVICES	0.010	7.039					7.049
408.01	W/due	AGRICULTURE SERVICES	9.383	29.206					38.589

414.03	GWG:CHALI	AGRICULTURE SERVICES		4.981		4.981		4.981
410.03	GWG:CHUZ	AGRICULTURE SERVICES	0.023	3.195		3.195		3.218
405.07	GWG:KIG	AGRICULTURE SERVICES	0.050	0.267		0.267		0.317
413.09	GWG:TGA	AGRICULTURE SERVICES		17.130		17.130		17.130
406.07	GWG:KHEBI	AGRICULTURE SERVICES		6.575		6.575		6.575
415.07	GWG:YUR	AGRICULTURE SERVICES		14.343		14.343		14.343
406.04	GWG:GESAR	AGRICULTURE SERVICES		9.721		9.721		9.721
402.05	GWG:SAM	AGRICULTURE SERVICES	0.025	1.475		1.475		1.500
405.03	GWG:DUG	AGRICULTURE SERVICES		6.982		6.982		6.982
405.08	GWG:MEG	AGRICULTURE SERVICES	0.015	12.130		12.130		12.145
410.09	GWG:JIG	AGRICULTURE SERVICES	0.020	2.616		2.616		2.636
418.02	GWG:SOE	AGRICULTURE SERVICES	0.028					0.028
403.09	GWG:SHA	AGRICULTURE SERVICES	0.010	7.585		7.585		7.595
415.10	NORB GEWOG	AGRICULTURE SERVICES		4.551		4.551		4.551
404.04	GWG:CHAR	AGRICULTURE SERVICES	0.005	0.177		0.177		0.182
417.14	GWG:S/PHU	AGRICULTURE SERVICES	0.010	6.945		6.945		6.955
414.15	GWG:T/RONG	AGRICULTURE SERVICES		5.022		5.022		5.022
410.13	GWG:SERZ	AGRICULTURE SERVICES	0.027	8.178		8.178		8.205
417.12	GWG:SAKTEN	AGRICULTURE SERVICES	0.050	2.125		2.125		2.175
404.13	GWG:PUG	AGRICULTURE SERVICES	0.020	10.071		10.071		10.091
409.04	GWG:TANG	AGRICULTURE SERVICES		2.971		2.971		2.971
403.01	Paro	AGRICULTURE SERVICES	7.529	46.413		46.413		53.942
403.04	GWG:DOT	AGRICULTURE SERVICES		3.605		3.605		3.605
414.17	GWG:T/MANG	AGRICULTURE SERVICES		6.074		6.074		6.074
418.05	GWG:GAYNEY	AGRICULTURE SERVICES	0.020	5.328		5.328		5.348
411.07	GWG:S/KHAR	AGRICULTURE SERVICES		1.076		1.076		1.076

406.11	GWG:TKHA	AGRICULTURE SERVICES		6.050		6.050		
404.03	GWG:BIRU	AGRICULTURE SERVICES	0.010	6.177				6.187
408.09	GWG:NAHI	AGRICULTURE SERVICES		1.689				1.689
416.04	GWG:GOMDAR	AGRICULTURE SERVICES		21.838				21.838
406.05	GWG:GOSH	AGRICULTURE SERVICES		9.011				9.011
409.03	GWG:CHHUME	AGRICULTURE SERVICES	0.087	5.742				5.829
408.06	GWG:GASEG	AGRICULTURE SERVICES		1.358				1.358
413.03	GWG:JAREY	AGRICULTURE SERVICES	0.020	59.213				59.233
401.08	GWG:DUG	AGRICULTURE SERVICES		10.605				10.605
401.01	C/kha	AGRICULTURE SERVICES	12.605	24.189				36.795
405.06	GWG:RAG	AGRICULTURE SERVICES	0.030	3.537				3.567
414.06	GWG:D/PONG	AGRICULTURE SERVICES		3.080				3.080
409.01	B/thang	AGRICULTURE SERVICES	4.738	1.887				6.625
413.05	GWG:KUR-GA	AGRICULTURE SERVICES		18.613				18.613
404.09	GWG:GHU	AGRICULTURE SERVICES	0.010	1.480				1.490
411.08	GWG:TRONG	AGRICULTURE SERVICES	0.010	9.579				9.589
404.14	GWG:SAM	AGRICULTURE SERVICES	0.005	3.051				3.056
403.03	GWG:DOG	AGRICULTURE SERVICES	0.015	3.979				3.994
414.07	GWG:GONG	AGRICULTURE SERVICES		27.421				27.421
403.08	GWG:NAJ	AGRICULTURE SERVICES	0.010	7.582				7.592
416.05	GWG:W/PHU	AGRICULTURE SERVICES		23.454				23.454
411.06	GWG:PHANG	AGRICULTURE SERVICES		11.148				11.148
415.03	GWG:CHHIM	AGRICULTURE SERVICES		0.512				0.512
419.05	GWG:LUNANA	AGRICULTURE SERVICES		0.140				0.140
415.05	GWG:KHAR	AGRICULTURE SERVICES		4.911				4.911
			<b>609.430</b>	<b>2,428.509</b>				<b>3,037.939</b>



Livestock Services									
419.02	GWG:KNAME	LIVESTOCK SERVICES				0.105			0.105
408.14	GWG:SEPHU	LIVESTOCK SERVICES	0.030			0.048			0.078
413.04	GWG:KHO	LIVESTOCK SERVICES	0.011			0.132			0.144
419.01	Gasa	LIVESTOCK SERVICES	3.544			1.479			5.023
414.02	GWG:BALAM	LIVESTOCK SERVICES				0.450			0.450
418.03	GWG:CHANG	LIVESTOCK SERVICES	0.072			0.090			0.162
408.12	GWG:PHOBI	LIVESTOCK SERVICES				0.234			0.234
417.02	GWG:BAR	LIVESTOCK SERVICES				0.100			0.100
410.05	GWG:DOE	LIVESTOCK SERVICES	0.010			0.144			0.154
407.07	GWG:SHE	LIVESTOCK SERVICES				0.141			0.141
415.12	GWG:CLING	LIVESTOCK SERVICES				0.353			0.353
415.02	GWG:CHONG	LIVESTOCK SERVICES				1.247			1.247
413.06	GWG:MINJAY	LIVESTOCK SERVICES				0.096			0.096
407.11	GWG:BAAP	LIVESTOCK SERVICES				0.088			0.088
408.04	GWG:DAGA	LIVESTOCK SERVICES				0.050			0.050
410.12	GWG:SAR	LIVESTOCK SERVICES	0.058			1.270			1.328
417.15	GWG:TSHING	LIVESTOCK SERVICES				0.098			0.098
404.12	GWG:NAINI	LIVESTOCK SERVICES	0.014			1.610			1.624
414.05	GWG:D/TSE	LIVESTOCK SERVICES				0.050			0.050
405.09	GWG:PAT	LIVESTOCK SERVICES	0.020			0.015			0.035
403.10	GWG:TSE	LIVESTOCK SERVICES	0.010			0.235			0.245
418.04	GWG:DAGALA	LIVESTOCK SERVICES				-0.022			-0.022
417.08	GWG:IMERAK	LIVESTOCK SERVICES				0.300			0.300
418.01	T/phu	LIVESTOCK SERVICES	8.145			3.936			12.081
416.06	GWG:L/PHU	LIVESTOCK SERVICES				0.206			0.206

416.02	GWG:PTHANG	LIVESTOCK SERVICES			0.010		0.010	0.010
404.05	GWG:CHEN	LIVESTOCK SERVICES	0.036		0.227		0.263	0.263
418.09	GWG:NARO	LIVESTOCK SERVICES	0.073		0.160		0.233	0.233
401.12	GWG:PLG	LIVESTOCK SERVICES			0.436		0.436	0.436
415.04	GWG:DUNG	LIVESTOCK SERVICES			0.012		0.012	0.012
410.06	GWG:TTHANG	LIVESTOCK SERVICES			0.050		0.050	0.050
414.18	GWG:NARANG	LIVESTOCK SERVICES			0.132		0.132	0.132
414.16	GWG:TJLING	LIVESTOCK SERVICES			0.170		0.170	0.170
419.03	GWG:KHATOE	LIVESTOCK SERVICES			1.048		1.048	1.048
412.01	T/gsa	LIVESTOCK SERVICES	7.436		1.307		8.743	8.743
417.11	GWG:RADHI	LIVESTOCK SERVICES	0.015		0.550		0.565	0.565
410.07	GWG:GELE	LIVESTOCK SERVICES	0.020		0.347		0.367	0.367
401.05	GWG:DAG	LIVESTOCK SERVICES	0.020		0.346		0.366	0.366
410.04	GWG:DG	LIVESTOCK SERVICES	0.020		0.100		0.120	0.120
417.13	GWG:SKHAR	LIVESTOCK SERVICES	0.010		0.759		0.769	0.769
415.08	GWG:ZOB	LIVESTOCK SERVICES			0.084		0.084	0.084
402.03	GWG:KSH	LIVESTOCK SERVICES			0.090		0.090	0.090
417.09	GWG:YNEER	LIVESTOCK SERVICES	0.010		0.400		0.410	0.410
415.06	GWG:SHUMER	LIVESTOCK SERVICES			1.945		1.945	1.945
418.06	GWG:KAWANG	LIVESTOCK SERVICES	0.035		0.530		0.565	0.565
409.05	GWG:URA	LIVESTOCK SERVICES	0.015		0.150		0.165	0.165
405.10	GWG:PGC	LIVESTOCK SERVICES			0.105		0.105	0.105
408.13	GWG:RUEP	LIVESTOCK SERVICES			0.130		0.130	0.130
410.10	GWG:JML	LIVESTOCK SERVICES	0.008		0.056		0.064	0.064
408.07	GWG:GASEW	LIVESTOCK SERVICES			0.184		0.184	0.184
403.02	GWG:DOB	LIVESTOCK SERVICES	0.015		0.392		0.407	0.407

405.02	GWG-BEG	LIVESTOCK SERVICES	0.016	0.044	0.060
420.08	GWG:YLLANG	LIVESTOCK SERVICES		0.250	0.250
407.09	GWG:TEO	LIVESTOCK SERVICES		0.185	0.185
405.11	GWG:SHG	LIVESTOCK SERVICES		0.100	0.100
406.09	GWG:T/DING	LIVESTOCK SERVICES		0.018	0.018
405.07	GWG:KIG	LIVESTOCK SERVICES	0.050	0.350	0.400
402.01	Haa	LIVESTOCK SERVICES	8.454	2.134	10.588
402.07	GAKEYLING	LIVESTOCK SERVICES		0.312	0.312
410.01	S/pang	LIVESTOCK SERVICES	11.293	3.949	15.242
405.04	GWG:BAG	LIVESTOCK SERVICES	0.015	0.020	0.035
407.08	GWG:TALO	LIVESTOCK SERVICES		0.435	0.435
414.04	GWG:CHAS	LIVESTOCK SERVICES		1.744	1.744
419.04	GWG:LAYA	LIVESTOCK SERVICES		0.430	0.430
409.02	GWG:CHHOEK	LIVESTOCK SERVICES	0.024	0.150	0.174
417.16	GWG:UZU	LIVESTOCK SERVICES		0.376	0.376
404.06	GWG:DEN	LIVESTOCK SERVICES	0.010	0.152	0.162
407.02	GWG:CHHU	LIVESTOCK SERVICES		0.160	0.160
403.11	GWG:WAN	LIVESTOCK SERVICES		0.120	0.120
406.14	GWG:LKHA	LIVESTOCK SERVICES		0.010	0.010
416.09	GWG:DEO	LIVESTOCK SERVICES		0.100	0.100
408.10	GWG:NYISHO	LIVESTOCK SERVICES		0.124	0.124
416.08	GWG:MART	LIVESTOCK SERVICES		0.054	0.054
407.12	GWG: TOEP	LIVESTOCK SERVICES		0.259	0.259
204.01	MAF	LIVESTOCK SERVICES	277.065	138.565	415.630
417.07	GWG:LUMANG	LIVESTOCK SERVICES		0.119	0.119
401.09	GWG:GLG	LIVESTOCK SERVICES		0.549	0.549

414.14	GWG-SILAM	LIVESTOCK SERVICES			0.228		0.228
406.01	Dagana	LIVESTOCK SERVICES	7.357		2.263		9.621
414.10	GWG-MONGGA	LIVESTOCK SERVICES			0.099		0.099
410.08	GWG-HG	LIVESTOCK SERVICES	0.010				0.010
416.12	GWG-SERTHI	LIVESTOCK SERVICES			0.120		0.120
411.02	GWG-BARDO	LIVESTOCK SERVICES	0.007		0.598		0.605
401.04	GWG-CHG	LIVESTOCK SERVICES	0.062		0.020		0.082
402.04	GWG-SBY	LIVESTOCK SERVICES			0.110		0.110
401.06	GWG-GTG	LIVESTOCK SERVICES	0.010		0.045		0.055
415.09	GWG-D/LING	LIVESTOCK SERVICES			0.165		0.165
420.04	GWG-K/DANG	LIVESTOCK SERVICES			0.030		0.030
414.11	GWG-NGAT	LIVESTOCK SERVICES			0.500		0.500
413.01	L/tse	LIVESTOCK SERVICES	5.655		5.358		11.013
413.08	GWG-METSHO	LIVESTOCK SERVICES			0.080		0.080
404.07	GWG-DOR	LIVESTOCK SERVICES			0.617		0.617
404.01	S/tse	LIVESTOCK SERVICES	13.125		7.795		20.920
411.09	GWG-G/SHIN	LIVESTOCK SERVICES			0.172		0.172
411.05	GWG-NGANG	LIVESTOCK SERVICES	0.008		0.596		0.604
403.06	GWG-LAN	LIVESTOCK SERVICES	0.010		0.041		0.051
417.10	GWG-P/MEY	LIVESTOCK SERVICES	0.010		0.432		0.442
406.15	GWG-NICHU	LIVESTOCK SERVICES	0.012		0.030		0.042
406.10	GWG-T/GANG	LIVESTOCK SERVICES			0.041		0.041
408.01	W/due	LIVESTOCK SERVICES	10.338		8.190		18.528
410.11	GWG-SINGHI	LIVESTOCK SERVICES	0.010		0.100		0.110
415.11	GWG-NANONG	LIVESTOCK SERVICES			0.398		0.398
414.13	GWG-SHER	LIVESTOCK SERVICES			0.261		0.261

417.03	GWG: BIDUNG	LIVESTOCK SERVICES	0.010	0.375			0.385
417.05	GWG: K/PARA	LIVESTOCK SERVICES	0.005	0.202			0.207
407.05	GWG: KAB	LIVESTOCK SERVICES		0.390			0.390
404.15	GWG: SIP	LIVESTOCK SERVICES		0.987			0.987
402.02	GWG: BJE	LIVESTOCK SERVICES		0.402			0.402
407.06	GWG: LING	LIVESTOCK SERVICES		0.155			0.155
405.01	T/rang	LIVESTOCK SERVICES	9.137	1.247			10.384
420.09	GWG: YANGT	LIVESTOCK SERVICES		0.395			0.395
407.01	P/kha	LIVESTOCK SERVICES	11.132	7.528			18.660
412.02	Drateng	LIVESTOCK SERVICES		0.469			0.469
408.03	GWG: DAN	LIVESTOCK SERVICES		0.191			0.191
413.07	GWG: MINBI	LIVESTOCK SERVICES		0.218			0.218
414.09	GWG: K/KHAR	LIVESTOCK SERVICES		0.646			0.646
408.05	GWG: GANG	LIVESTOCK SERVICES		0.050			0.050
412.06	Tangbi	LIVESTOCK SERVICES	0.040	0.030			0.070
407.04	GWG: GUMA	LIVESTOCK SERVICES		0.172			0.172
405.05	GWG: GOG	LIVESTOCK SERVICES	0.040	0.060			0.100
417.06	GWG: K/LING	LIVESTOCK SERVICES		0.648			0.648
416.10	GWG: ORONG	LIVESTOCK SERVICES		0.050			0.050
418.07	GWG: L/SHI	LIVESTOCK SERVICES	0.018	0.150			0.168
410.02	GWG: SAMT	LIVESTOCK SERVICES	0.022	0.020			0.042
417.04	GWG: K/LUNG	LIVESTOCK SERVICES		0.703			0.703
404.11	GWG: TEN	LIVESTOCK SERVICES	0.010	0.510			0.520
415.01	P/Gatshel	LIVESTOCK SERVICES	8.426	4.465			12.892
406.12	GWG: TEZA	LIVESTOCK SERVICES		0.155			0.155
417.01	T/gang	LIVESTOCK SERVICES	11.503	19.880			31.383

413.02	GWG:GANG	LIVESTOCK SERVICES	0.017	0.042		0.059
407.10	GWG:ZOMI	LIVESTOCK SERVICES		0.225		0.225
410.03	GWG:CHUZ	LIVESTOCK SERVICES	0.015	0.062		0.077
404.16	GWG:TAD	LIVESTOCK SERVICES	0.008	0.290		0.298
401.11	GWG:MKG	LIVESTOCK SERVICES	0.026	0.551		0.577
408.15	GWG:ATHANG	LIVESTOCK SERVICES	0.050	0.408		0.458
412.04	Langthel	LIVESTOCK SERVICES	0.042			0.042
412.05	Nubi	LIVESTOCK SERVICES	0.025	0.050		0.075
401.03	GWG:BOG	LIVESTOCK SERVICES	0.020	0.040		0.060
408.11	GWG:PHANG	LIVESTOCK SERVICES		0.039		0.039
420.07	GWG:TSHANG	LIVESTOCK SERVICES		0.050		0.050
404.10	GWG:LHA	LIVESTOCK SERVICES	0.010	0.285		0.295
401.10	GWG:LGG	LIVESTOCK SERVICES		0.085		0.085
408.08	GWG:KAZHI	LIVESTOCK SERVICES		0.122		0.122
401.07	GWG:LKG	LIVESTOCK SERVICES	0.010	0.182		0.192
414.01	M/gar	LIVESTOCK SERVICES	10.488	12.034		22.521
420.01	T/Yangtse	LIVESTOCK SERVICES	6.080	3.453		9.533
404.08	GWG:DUM	LIVESTOCK SERVICES	0.010	0.423		0.433
408.16	GWG:THEDT	LIVESTOCK SERVICES		0.241		0.241
406.13	GWG:DEO	LIVESTOCK SERVICES		0.030		0.030
405.13	GWG:TGR	LIVESTOCK SERVICES		0.097		0.097
407.03	GWG:GOEN	LIVESTOCK SERVICES		0.170		0.170
416.01	S/Jongkhar	LIVESTOCK SERVICES	8.246	10.977		19.223
405.12	GWG:TSG	LIVESTOCK SERVICES	0.015	0.201		0.216
413.09	GWG:TGA	LIVESTOCK SERVICES		0.148		0.148
418.08	GWG:MEWANG	LIVESTOCK SERVICES	0.061	0.050		0.111

401.02	GWG:SPS	LIVESTOCK SERVICES	0.030	1.005	1.035
411.01	Z/gang	LIVESTOCK SERVICES	6.773	3.501	10.274
404.02	GWG:BARA	LIVESTOCK SERVICES	0.010	0.350	0.360
411.03	GWG:BJOKA	LIVESTOCK SERVICES		0.261	0.261
402.06	GWG:USE	LIVESTOCK SERVICES		0.273	0.273
403.05	GWG:HOR	LIVESTOCK SERVICES	0.010	0.108	0.118
403.07	GWG:LUN	LIVESTOCK SERVICES	0.010	0.015	0.025
420.06	GWG:TOETS	LIVESTOCK SERVICES		0.250	0.250
409.04	GWG:TANG	LIVESTOCK SERVICES		0.059	0.059
415.07	GWG:YUR	LIVESTOCK SERVICES		0.600	0.600
418.02	GWG:SOE	LIVESTOCK SERVICES	0.010	0.050	0.060
418.05	GWG:GAYNEY	LIVESTOCK SERVICES	1.053	0.010	1.063
414.17	GWG:TMANG	LIVESTOCK SERVICES		0.882	0.882
417.14	GWG:S/PHU	LIVESTOCK SERVICES		0.244	0.244
404.13	GWG:PUG	LIVESTOCK SERVICES	0.010	0.110	0.120
411.07	GWG:SKHAR	LIVESTOCK SERVICES		0.074	0.074
403.01	Paro	LIVESTOCK SERVICES	9.773	5.006	14.780
406.04	GWG:GESAR	LIVESTOCK SERVICES		-0.038	-0.038
403.09	GWG:SHA	LIVESTOCK SERVICES	0.012	0.020	0.032
402.05	GWG:SAM	LIVESTOCK SERVICES	0.015	0.282	0.297
404.04	GWG:CHAR	LIVESTOCK SERVICES	0.010	0.553	0.563
419.05	GWG:LUNANA	LIVESTOCK SERVICES		0.160	0.160
416.05	GWG:W/PHU	LIVESTOCK SERVICES		0.248	0.248
405.03	GWG:DUG	LIVESTOCK SERVICES	0.012		0.012
409.03	GWG:CHHUME	LIVESTOCK SERVICES	0.030	0.150	0.180
413.03	GWG:JAREY	LIVESTOCK SERVICES		0.079	0.079

414.07	GWG:GONG	LIVESTOCK SERVICES			0.564		0.564		0.564
417.12	GWG:SAKTEN	LIVESTOCK SERVICES			0.200		0.200		0.200
410.13	GWG:SERZ	LIVESTOCK SERVICES		0.010	0.115		0.115		0.125
415.05	GWG:KHAR	LIVESTOCK SERVICES			0.070		0.070		0.070
406.11	GWG:TKHA	LIVESTOCK SERVICES			0.070		0.070		0.070
401.01	C/kha	LIVESTOCK SERVICES		9.339	5.672		5.672		15.011
408.09	GWG:NAHI	LIVESTOCK SERVICES			0.020		0.020		0.020
409.01	B/thang	LIVESTOCK SERVICES		5.655	1.677		1.677		7.332
413.05	GWG:KUR-GA	LIVESTOCK SERVICES			0.299		0.299		0.299
416.04	GWG:GOMDAR	LIVESTOCK SERVICES			0.030		0.030		0.030
405.08	GWG:MEG	LIVESTOCK SERVICES		0.020	0.636		0.636		0.656
415.10	NORB GEWOG	LIVESTOCK SERVICES			0.390		0.390		0.390
403.08	GWG:NAJ	LIVESTOCK SERVICES		0.010	0.144		0.144		0.154
405.06	GWG:RAG	LIVESTOCK SERVICES		0.025	0.104		0.104		0.129
408.06	GWG:GASEG	LIVESTOCK SERVICES			0.095		0.095		0.095
411.06	GWG:PHANG	LIVESTOCK SERVICES			0.100		0.100		0.100
403.03	GWG:DOG	LIVESTOCK SERVICES		0.015	0.047		0.047		0.062
401.08	GWG:DUG	LIVESTOCK SERVICES		0.010	0.068		0.068		0.078
404.03	GWG:BIRU	LIVESTOCK SERVICES		0.010	0.328		0.328		0.338
404.14	GWG:SAM	LIVESTOCK SERVICES		0.010	0.499		0.499		0.509
415.03	GWG:CHHIM	LIVESTOCK SERVICES			0.606		0.606		0.606
404.09	GWG:GHU	LIVESTOCK SERVICES		0.010	0.413		0.413		0.423
411.08	GWG:TRONG	LIVESTOCK SERVICES			0.123		0.123		0.123
410.09	GWG:JIG	LIVESTOCK SERVICES		0.020	0.107		0.107		0.127
406.05	GWG:GOSH	LIVESTOCK SERVICES			0.020		0.020		0.020
				<b>451.525301</b>	<b>298.171</b>		<b>298.171</b>		<b>749.696</b>



Forestry Services								
415.02	GWG:CHONG	FORESTRY SERVICES			0.171			0.171
408.14	GWG:SEPHU	FORESTRY SERVICES			0.097			0.097
401.12	GWG:PLG	FORESTRY SERVICES	0.042		0.174			0.216
414.02	GWG:BALAM	FORESTRY SERVICES			0.133			0.133
416.07	GWG:LAURI	FORESTRY SERVICES			1.254			1.254
418.04	GWG:DAGALA	FORESTRY SERVICES			0.060			0.060
418.09	GWG:INARO	FORESTRY SERVICES			0.220			0.220
410.04	GWG:DG	FORESTRY SERVICES	0.020		0.227			0.247
415.06	GWG:SHUMER	FORESTRY SERVICES			0.020			0.020
408.04	GWG:DAGA	FORESTRY SERVICES			0.025			0.025
413.04	GWG:KHO	FORESTRY SERVICES			0.083			0.083
407.11	GWG:BAAP	FORESTRY SERVICES			0.125			0.125
415.12	GWG:C/LING	FORESTRY SERVICES			0.150			0.150
407.07	GWG:SHE	FORESTRY SERVICES			0.120			0.120
404.05	GWG:CHEN	FORESTRY SERVICES	0.010		0.169			0.179
410.12	GWG:SAR	FORESTRY SERVICES	0.140		0.030			0.170
415.04	GWG:DUNG	FORESTRY SERVICES			0.050			0.050
416.03	GWG:PTHANG	FORESTRY SERVICES			0.048			0.048
408.12	GWG:PHOBI	FORESTRY SERVICES			0.187			0.187
417.11	GWG:RADHI	FORESTRY SERVICES	0.030		0.230			0.260
417.13	GWG:SKHAR	FORESTRY SERVICES	0.040		0.100			0.140
420.03	GWG:JKHAR	FORESTRY SERVICES			0.035			0.035
413.06	GWG:MINJAY	FORESTRY SERVICES	0.010		0.153			0.163
414.12	GWG:SALENG	FORESTRY SERVICES			0.097			0.097
418.03	GWG:CHANG	FORESTRY SERVICES			0.020			0.020

418.01	T/phu	FORESTRY SERVICES	6.225	0.629		6.854
416.11	GWG:SG	FORESTRY SERVICES		0.043		0.043
414.08	GWG:JUR	FORESTRY SERVICES		0.070		0.070
402.03	GWG:KSH	FORESTRY SERVICES	0.010	0.219		0.229
404.01	S/tse	FORESTRY SERVICES	7.061	18.489		25.550
406.15	GWG:NICHU	FORESTRY SERVICES	0.020			0.020
403.11	GWG:WAN	FORESTRY SERVICES		0.120		0.120
204.01	MAF	FORESTRY SERVICES	521.870	205.308		727.178
410.11	GWG:SINGHI	FORESTRY SERVICES	0.018	0.095		0.113
420.09	GWG:YANGT	FORESTRY SERVICES		0.050		0.050
412.02	Drateng	FORESTRY SERVICES		0.234		0.234
409.02	GWG:CHHOEK	FORESTRY SERVICES	0.010	0.369		0.379
404.06	GWG:DEN	FORESTRY SERVICES	0.024	0.268		0.293
411.09	GWG:G/SHIN	FORESTRY SERVICES		0.141		0.141
417.07	GWG:LUMANG	FORESTRY SERVICES		0.020		0.020
407.02	GWG:CHHU	FORESTRY SERVICES		0.140		0.140
415.11	GWG:NANONG	FORESTRY SERVICES		0.467		0.467
418.07	GWG:L/SHI	FORESTRY SERVICES		0.030		0.030
410.02	GWG:SAMT	FORESTRY SERVICES		0.260		0.260
406.08	GWG:LAJA	FORESTRY SERVICES		0.050		0.050
402.02	GWG:BJE	FORESTRY SERVICES	0.010	0.197		0.207
405.01	T/rang	FORESTRY SERVICES	5.936	1.475		7.412
404.11	GWG:TEN	FORESTRY SERVICES	0.020	0.397		0.417
415.01	P/Gatshel	FORESTRY SERVICES	4.579	2.353		6.932
414.09	GWG:K/KHAR	FORESTRY SERVICES		0.180		0.180
411.04	GWG:NANG	FORESTRY SERVICES		0.109		0.109

419.04	GWG:LAYA	FORESTRY SERVICES		0.422		0.422
410.01	S/pang	FORESTRY SERVICES	6.326	1.110		7.435
420.05	GWG:RAMJAR	FORESTRY SERVICES		0.070		0.070
408.05	GWG:GANG	FORESTRY SERVICES		0.060		0.060
405.02	GWG:BEG	FORESTRY SERVICES	0.010	0.189		0.199
417.01	T/gang	FORESTRY SERVICES	5.917	2.105		8.022
416.10	GWG:ORONG	FORESTRY SERVICES		0.338		0.338
405.04	GWG:BAG	FORESTRY SERVICES	0.015	0.093		0.108
403.02	GWG:DOB	FORESTRY SERVICES		0.146		0.146
410.10	GWG:JML	FORESTRY SERVICES	0.020	0.351		0.371
402.07	GAKEYLING	FORESTRY SERVICES		0.186		0.186
417.04	GWG:K/LUNG	FORESTRY SERVICES		0.500		0.500
417.06	GWG:K/LING	FORESTRY SERVICES		0.150		0.150
407.06	GWG:LING	FORESTRY SERVICES		0.100		0.100
407.04	GWG:GUMA	FORESTRY SERVICES		0.148		0.148
405.07	GWG:KIG	FORESTRY SERVICES	0.023	0.025		0.047
408.15	GWG:ATHANG	FORESTRY SERVICES	0.290	1.307		1.597
407.08	GWG:TALO	FORESTRY SERVICES		0.078		0.078
414.05	GWG:D/TSE	FORESTRY SERVICES		0.300		0.300
420.08	GWG:YLLANG	FORESTRY SERVICES		0.100		0.100
405.09	GWG:PAT	FORESTRY SERVICES		0.067		0.067
404.16	GWG:TAD	FORESTRY SERVICES	0.034	0.467		0.501
405.11	GWG:SHG	FORESTRY SERVICES		0.105		0.105
404.15	GWG:SIP	FORESTRY SERVICES	0.010	0.153		0.163
412.06	Tangbi	FORESTRY SERVICES	0.030	0.120		0.150
402.01	Haa	FORESTRY SERVICES	4.836	2.218		7.053

411.02	GWG:BARDO	FORESTRY SERVICES	0.309	0.038		0.347
420.02	GWG:BLING	FORESTRY SERVICES		0.050		0.050
401.06	GWG:GTG	FORESTRY SERVICES		0.076		0.076
416.12	GWG:SERTHI	FORESTRY SERVICES		0.133		0.133
404.10	GWG:LHA	FORESTRY SERVICES	0.010	0.113		0.123
408.11	GWG:PHANG	FORESTRY SERVICES		0.084		0.084
420.01	T/Yangise	FORESTRY SERVICES	4.074	6.074		10.148
411.05	GWG:NGANG	FORESTRY SERVICES		0.689		0.689
405.12	GWG:TSG	FORESTRY SERVICES		0.333		0.333
401.03	GWG:BOG	FORESTRY SERVICES		0.150		0.150
406.13	GWG:DEO	FORESTRY SERVICES	0.020	0.030		0.050
405.13	GWG:TGR	FORESTRY SERVICES		0.233		0.233
415.09	GWG:D/LING	FORESTRY SERVICES		0.079		0.079
420.07	GWG:TSHANG	FORESTRY SERVICES		0.143		0.143
401.04	GWG:CHG	FORESTRY SERVICES		0.421		0.421
414.10	GWG:MONGGA	FORESTRY SERVICES		0.070		0.070
413.08	GWG:METSHO	FORESTRY SERVICES		0.030		0.030
412.04	Langthel	FORESTRY SERVICES	0.030	0.085		0.115
402.04	GWG:SBY	FORESTRY SERVICES	0.006	0.263		0.269
410.08	GWG:HG	FORESTRY SERVICES	0.010	0.478		0.488
404.08	GWG:DUM	FORESTRY SERVICES	0.020	0.135		0.155
420.04	GWG:K/DANG	FORESTRY SERVICES		0.050		0.050
411.01	Z/gang	FORESTRY SERVICES	3.850	0.996		4.847
404.02	GWG:BARA	FORESTRY SERVICES	0.010	0.347		0.357
414.01	M/gar	FORESTRY SERVICES	6.203	2.523		8.726
413.09	GWG:TGA	FORESTRY SERVICES		0.244		0.244

403.07	GWG:LUN	FORESTRY SERVICES			0.114			0.114
408.08	GWG:KAZHI	FORESTRY SERVICES			0.070			0.070
401.07	GWG:LKG	FORESTRY SERVICES	0.010		0.160			0.170
403.05	GWG:HOR	FORESTRY SERVICES			0.052			0.052
406.01	Dagana	FORESTRY SERVICES	4.651		0.324			4.975
403.06	GWG:LAN	FORESTRY SERVICES			0.137			0.137
417.16	GWG:UZU	FORESTRY SERVICES			0.185			0.185
414.14	GWG:SILAM	FORESTRY SERVICES			0.096			0.096
401.09	GWG:GLG	FORESTRY SERVICES	0.070		0.260			0.330
406.14	GWG:LKHA	FORESTRY SERVICES			0.090			0.090
416.09	GWG:DEO	FORESTRY SERVICES			0.048			0.048
407.01	P/kha	FORESTRY SERVICES	5.033		1.727			6.760
406.09	GWG:T/DING	FORESTRY SERVICES			0.026			0.026
408.07	GWG:GASEW	FORESTRY SERVICES			-0.039			-0.039
417.15	GWG:TSHING	FORESTRY SERVICES	0.010		0.015			0.025
417.09	GWG:YNEER	FORESTRY SERVICES	0.020		0.148			0.168
419.01	Gasa	FORESTRY SERVICES	3.014		1.105			4.119
410.05	GWG:DOE	FORESTRY SERVICES	0.010		1.729			1.739
419.02	GWG:KHAME	FORESTRY SERVICES			0.254			0.254
417.02	GWG:BAR	FORESTRY SERVICES	0.010		0.035			0.045
410.06	GWG:TTHANG	FORESTRY SERVICES	0.010		0.055			0.065
404.12	GWG:NAINI	FORESTRY SERVICES	0.020		0.242			0.262
405.10	GWG:PGC	FORESTRY SERVICES			0.091			0.091
404.07	GWG:DOR	FORESTRY SERVICES	0.025		0.132			0.157
415.08	GWG:ZOB	FORESTRY SERVICES			0.117			0.117
418.06	GWG:KAWANG	FORESTRY SERVICES	0.010		0.080			0.090

406.03	GWG:DRU	FORESTRY SERVICES		0.075		0.075
410.07	GWG:GELE	FORESTRY SERVICES	0.050	0.649		0.699
414.18	GWG:INARANG	FORESTRY SERVICES		0.070		0.070
413.07	GWG:MINBI	FORESTRY SERVICES		0.066		0.066
414.03	GWG:CHALI	FORESTRY SERVICES		0.006		0.006
417.05	GWG:KIPARA	FORESTRY SERVICES	0.010	0.080		0.090
408.02	GWG:BJE	FORESTRY SERVICES		0.006		0.006
407.12	GWG: TOEP	FORESTRY SERVICES		0.280		0.280
417.10	GWG:PIMEY	FORESTRY SERVICES		0.178		0.178
414.13	GWG:SHER	FORESTRY SERVICES		0.080		0.080
406.10	GWG:T/GANG	FORESTRY SERVICES		0.080		0.080
407.05	GWG:KAB	FORESTRY SERVICES		0.030		0.030
408.10	GWG:NYISHO	FORESTRY SERVICES		0.095		0.095
408.01	W/du	FORESTRY SERVICES	5.258	8.270		13.529
417.03	GWG:PIDUNG	FORESTRY SERVICES		0.110		0.110
407.09	GWG:TEO	FORESTRY SERVICES		0.158		0.158
410.03	GWG:CHUZ	FORESTRY SERVICES	0.015	0.150		0.165
406.12	GWG:TEZA	FORESTRY SERVICES		0.135		0.135
413.02	GWG:GANG	FORESTRY SERVICES		0.239		0.239
405.05	GWG:GOG	FORESTRY SERVICES	0.022	0.122		0.144
401.11	GWG:MKG	FORESTRY SERVICES	0.022	0.030		0.052
414.04	GWG:CHAS	FORESTRY SERVICES		0.100		0.100
407.10	GWG:ZOMI	FORESTRY SERVICES		0.055		0.055
409.05	GWG:URA	FORESTRY SERVICES	0.010	0.373		0.383
403.10	GWG:TSE	FORESTRY SERVICES		0.225		0.225
416.02	GWG:PTHANG	FORESTRY SERVICES		0.020		0.020

408.13	GWG:RUEP	FORESTRY SERVICES		0.138		0.138
412.01	T'gsa	FORESTRY SERVICES	4.246	2.660		6.906
416.06	GWG:JPHU	FORESTRY SERVICES		0.098		0.098
401.05	GWG:DAG	FORESTRY SERVICES	0.010	0.060		0.070
419.03	GWG:KHATOE	FORESTRY SERVICES		0.135		0.135
417.08	GWG:MERAK	FORESTRY SERVICES	0.020	0.200		0.220
402.06	GWG:USE	FORESTRY SERVICES	0.018	0.166		0.184
418.08	GWG:MEWANG	FORESTRY SERVICES	0.021	0.075		0.096
414.11	GWG:NGAT	FORESTRY SERVICES		0.238		0.238
416.01	S/Jongkhar	FORESTRY SERVICES	6.610	0.621		7.231
413.01	L/tse	FORESTRY SERVICES	3.312	8.209		11.521
411.03	GWG:BJOKA	FORESTRY SERVICES		0.476		0.476
401.02	GWG:SPS	FORESTRY SERVICES		0.300		0.300
420.06	GWG:TOETS	FORESTRY SERVICES		0.050		0.050
412.05	Nubi	FORESTRY SERVICES		0.200		0.200
407.03	GWG:GOEN	FORESTRY SERVICES		0.048		0.048
406.11	GWG:T/KHA	FORESTRY SERVICES		0.040		0.040
413.03	GWG:JAREY	FORESTRY SERVICES		0.088		0.088
413.05	GWG:KUR-GA	FORESTRY SERVICES		0.085		0.085
405.08	GWG:MEG	FORESTRY SERVICES		0.191		0.191
414.07	GWG:GONG	FORESTRY SERVICES		0.020		0.020
416.05	GWG:W/PHU	FORESTRY SERVICES		0.168		0.168
405.06	GWG:RAG	FORESTRY SERVICES	0.018	0.221		0.239
404.03	GWG:BIRU	FORESTRY SERVICES	0.010	0.149		0.159
403.08	GWG:NAJ	FORESTRY SERVICES	0.010	0.193		0.203
401.08	GWG:DUG	FORESTRY SERVICES	0.025	0.155		0.180

406.04	GWG:GESAR	FORESTRY SERVICES				0.090		0.090
418.05	GWG:GAYNEY	FORESTRY SERVICES				0.040		0.040
411.07	GWG:S/KHAR	FORESTRY SERVICES				0.060		0.060
402.05	GWG:SAM	FORESTRY SERVICES	0.020			0.247		0.267
415.05	GWG:KHAR	FORESTRY SERVICES				0.170		0.170
404.04	GWG:CHAR	FORESTRY SERVICES	0.010			0.412		0.422
418.02	GWG:SOE	FORESTRY SERVICES				0.169		0.169
409.04	GWG:TANG	FORESTRY SERVICES	0.009			0.110		0.119
414.17	GWG:T/MANG	FORESTRY SERVICES				0.113		0.113
404.13	GWG:PUG	FORESTRY SERVICES	0.018			0.235		0.253
408.09	GWG:NAHI	FORESTRY SERVICES				0.074		0.074
409.01	B/thang	FORESTRY SERVICES	2.312			0.505		2.818
401.01	C/kha	FORESTRY SERVICES	6.303			17.804		24.107
403.04	GWG:DOT	FORESTRY SERVICES				0.090		0.090
403.09	GWG:SHA	FORESTRY SERVICES				0.230		0.230
411.08	GWG:TRONG	FORESTRY SERVICES				0.019		0.019
417.14	GWG:S/PHU	FORESTRY SERVICES	0.010			0.276		0.286
415.07	GWG:YUR	FORESTRY SERVICES				0.332		0.332
403.01	P/aro	FORESTRY SERVICES	6.179			3.087		9.265
409.03	GWG:CHHUME	FORESTRY SERVICES				0.396		0.396
405.03	GWG:DUG	FORESTRY SERVICES	0.015			0.016		0.031
408.06	GWG:GASEG	FORESTRY SERVICES				0.191		0.191
414.15	GWG:T/RONG	FORESTRY SERVICES				0.010		0.010
410.13	GWG:SERZ	FORESTRY SERVICES	0.010			0.210		0.220
404.14	GWG:SAM	FORESTRY SERVICES				0.359		0.359
410.09	GWG:JIG	FORESTRY SERVICES	0.020			0.425		0.445



415.03	GWG:CHHIM	FORESTRY SERVICES			0.315			0.315
404.09	GWG:GHU	FORESTRY SERVICES	0.029		0.194			0.223
415.10	NORB GEWOG	FORESTRY SERVICES			0.150			0.150
414.06	GWG:D/PONG	FORESTRY SERVICES			0.098			0.098
406.05	GWG:GOSH	FORESTRY SERVICES			0.077			0.077
403.03	GWG:DOG	FORESTRY SERVICES			0.054			0.054
		<b>Total RNR Services</b>	<b>625,641,879</b>		<b>320,936</b>		<b>0.000</b>	<b>946,578</b>
			<b>1,686,597</b>		<b>3,047,616</b>			<b>4,734,213</b>
		<b>Fuel &amp; Energy Services</b>						
205.01	MEA	ENERGY SERVICES	60.303		540.305			600.608
		<b>Total Fuel &amp; Energy Services</b>	<b>60.303</b>		<b>540.305</b>			<b>600.608</b>
		<b>Mining, Manufacturing &amp; Industries Services</b>						
205.01	MEA	ECONOMIC POLICY DIRECTION SERVICES	71.288		8.663			79.951
205.01	MEA	GEOLOGY & MINES SERVICES	78.381		10.393			88.774
205.01	MEA	COTTAGE & SMALL INDUSTRIES SERVICES	16.409		18.394			34.804
205.01	MEA	INDUSTRIES SERVICES	15.974		19.663			35.637
		<b>Total Mining, Manufacturing &amp; Industries Services</b>	<b>182,052</b>		<b>57,114</b>			<b>239,166</b>
		<b>Transport &amp; Communication Services</b>						
207.01	MIC	ROAD SAFETY & TRANSPORT SERVICES	46.320		28.787			75.107
206.01	MWHS	ROAD CONSTRUCTION AND MAINTENANCE SERVICES	292.896		3,189,174			3,482,070
207.01	MIC	INFORMATION & COMMUNICATIONS POLICY DIRECTION SERVICES	31.684		6.339			38.023
207.01	MIC	INFORMATION & MEDIA SERVICES	6.715		18.244			24.959
207.01	MIC	INFORMATION TECHNOLOGY & TELECOM SERVICES	128.614		862.201			990.815

123.01	BICMA	INFORMATION, COMMUNICATIONS & MEDIA SERVICES	14.307	40.098		54.405
207.01	MIC	CIVIL AVIATION SERVICES	58.614	396.059		454.673
405.11	GWG:SHG	MULE TRACKS AND BRIDGE SERVICES		11.696		11.696
405.02	GWG:BEG	MULE TRACKS AND BRIDGE SERVICES		0.018		0.018
420.08	GWG:YLLANG	MULE TRACKS AND BRIDGE SERVICES		0.862		0.862
413.02	GWG:GANG	MULE TRACKS AND BRIDGE SERVICES		11.058		11.058
408.15	GWG:ATHANG	MULE TRACKS AND BRIDGE SERVICES		0.573		0.573
407.10	GWG:ZOMI	MULE TRACKS AND BRIDGE SERVICES		0.070		0.070
415.08	GWG:ZOB	MULE TRACKS AND BRIDGE SERVICES		0.141		0.141
415.12	GWG:C/LING	MULE TRACKS AND BRIDGE SERVICES		0.162		0.162
413.04	GWG:KHO	MULE TRACKS AND BRIDGE SERVICES		4.254		4.254
413.06	GWG:MINJAY	MULE TRACKS AND BRIDGE SERVICES		1.235		1.235
403.10	GWG:TSE	MULE TRACKS AND BRIDGE SERVICES		1.236		1.236
419.03	GWG:KHATOE	MULE TRACKS AND BRIDGE SERVICES		0.200		0.200
418.04	GWG:DAGALA	MULE TRACKS AND BRIDGE SERVICES		0.004		0.004
409.05	GWG:URA	MULE TRACKS AND BRIDGE SERVICES		0.150		0.150
415.04	GWG:DUNG	MULE TRACKS AND BRIDGE SERVICES		0.070		0.070
411.02	GWG:BARDO	MULE TRACKS AND BRIDGE SERVICES		0.100		0.100
418.08	GWG:MEWANG	MULE TRACKS AND BRIDGE SERVICES		0.050		0.050
402.06	GWG:USE	MULE TRACKS AND BRIDGE SERVICES		1.314		1.314
412.05	Nubi	MULE TRACKS AND BRIDGE SERVICES		0.110		0.110
414.13	GWG:SHER	MULE TRACKS AND BRIDGE SERVICES		0.305		0.305
417.07	GWG:LUMANG	MULE TRACKS AND BRIDGE SERVICES		0.100		0.100
407.05	GWG:KAB	MULE TRACKS AND BRIDGE SERVICES		0.048		0.048
403.06	GWG:LAN	MULE TRACKS AND BRIDGE SERVICES		0.170		0.170
415.11	GWG:NANONG	MULE TRACKS AND BRIDGE SERVICES		-0.323		-0.323

411.09	GWG:GSHIN	MULE TRACKS AND BRIDGE SERVICES	0.280	0.280	0.280
408.14	GWG:SEPHU	MULE TRACKS AND BRIDGE SERVICES	0.100	0.100	0.100
418.09	GWG:INARO	MULE TRACKS AND BRIDGE SERVICES	0.664	0.664	0.664
416.07	GWG:LAURI	MULE TRACKS AND BRIDGE SERVICES	0.487	0.487	0.487
401.12	GWG:PLG	MULE TRACKS AND BRIDGE SERVICES	0.500	0.500	0.500
419.02	GWG:KHAME	MULE TRACKS AND BRIDGE SERVICES	0.127	0.127	0.127
408.04	GWG:DAGA	MULE TRACKS AND BRIDGE SERVICES	0.042	0.042	0.042
413.08	GWG:METSHO	MULE TRACKS AND BRIDGE SERVICES	0.059	0.059	0.059
411.05	GWG:NGANG	MULE TRACKS AND BRIDGE SERVICES	1.084	1.084	1.084
401.10	GWG:GG	MULE TRACKS AND BRIDGE SERVICES	1.420	1.420	1.420
411.03	GWG:BJOKA	MULE TRACKS AND BRIDGE SERVICES	0.525	0.525	0.525
420.07	GWG:TSHANG	MULE TRACKS AND BRIDGE SERVICES	0.050	0.050	0.050
401.03	GWG:BOG	MULE TRACKS AND BRIDGE SERVICES	0.135	0.135	0.135
404.10	GWG:LHA	MULE TRACKS AND BRIDGE SERVICES	0.132	0.132	0.132
416.12	GWG:SERTHI	MULE TRACKS AND BRIDGE SERVICES	0.147	0.147	0.147
410.09	GWG:JIG	MULE TRACKS AND BRIDGE SERVICES	0.298	0.298	0.298
404.04	GWG:CHAR	MULE TRACKS AND BRIDGE SERVICES	3.547	3.547	3.547
404.13	GWG:PUG	MULE TRACKS AND BRIDGE SERVICES	2.080	2.080	2.080
419.05	GWG:LUNANA	MULE TRACKS AND BRIDGE SERVICES	3.453	3.453	3.453
415.03	GWG:CHHIM	MULE TRACKS AND BRIDGE SERVICES	0.026	0.026	0.026
416.05	GWG:W/PHU	MULE TRACKS AND BRIDGE SERVICES	0.439	0.439	0.439
411.06	GWG:PHANG	MULE TRACKS AND BRIDGE SERVICES	0.400	0.400	0.400
418.02	GWG:SOE	MULE TRACKS AND BRIDGE SERVICES	2.999	2.999	2.999
413.03	GWG:JAREY	MULE TRACKS AND BRIDGE SERVICES	0.564	0.564	0.564
413.05	GWG:KUR-GA	MULE TRACKS AND BRIDGE SERVICES	3.760	3.760	3.760
403.08	GWG:NAJ	MULE TRACKS AND BRIDGE SERVICES	0.327	0.327	0.327

Total Transport & Communication Services		579,149	4,601,973		5,181,122
<b>Other Economic Services</b>					
126.01	TOURISM COUNCIL SERVICES	46,050	86,644		132,694
210.01	EMPLOYMENT SERVICES	24,497	23,578		48,075
210.01	OCCUPATIONAL STANDARDS SERVICES	5,951	13,727		19,679
210.01	HUMAN RESOURCES DEVELOPMENT SERVICES	114,282	230,989		345,271
210.01	LABOUR SERVICES	13,375	13,522		26,897
205.01	TRADE SERVICES	16,028	13,336		29,363
206.01	STANDARD & QUALITY CONTROL SERVICES	20,493	14,395		34,888
206.01	MWHS				
206.01	MWHS	6,867	6,538		13,405
418.01	T/phu	11,152	0,309		11,461
	<b>Total other Economic Services</b>	<b>258,696</b>	<b>403,038</b>	<b>0,000</b>	<b>661,733</b>
<b>Public Order &amp; Safety Services</b>					
112.01	OAG	17,458	24,659		42,117
106.01	JUDICIARY	189,337	341,032		530,369
110.01	RAA	103,301	43,888		147,189
108.01	ACC	29,590	40,406		69,996
201.01	MHCA	1,001,832	323,512		1,325,344
	Total Public Order & Safety Services	1,341,518	773,497		2,115,015
	<b>Grand Total</b>	<b>16,705,648</b>	<b>18,137,114</b>	<b>6,408,350</b>	<b>42,126,122</b>

<b>SCHEDULE 6: NON- REVENUE RECEIPT AND DEPOSIT DURING THE FY 2011-12</b>		
<b>SL NO</b>	<b>BRANCH NAME</b>	<b>AMOUNT</b>
1	P/ling Main Branch	801,853,150.270
2	Thimphu Branch	544,507,436.480
3	Samdrup Jongkhar	19,646,525.000
4	Gelephu	1,885,163.240
5	Tsimasham	6,759,040.000
6	Samtse	39,176,722.000
7	Trashigang	59,123,137.570
8	Damphu	13,633,096.000
9	Mongar	75,711,815.550
10	Bumthang	1,370,232.000
11	wangdiphodrang	65,264,585.260
12	Paro	34,586,554.390
13	Tongsa	21,379,471.780
14	HA	31,224,017.000
15	Zhemgang	21,667,336.890
16	Lhuntse	6,648,657.550
17	Punakha	18,870,323.420
18	Pemagatshel	25,047,743.780
19	Sarpang	73,469,069.210
20	Dagana	11,915,720.780
21	Tashi Yangtse	3,988,820.000
<b>Total</b>		<b>1,877,728,618.170</b>

**Schedule 7- Schedule Of Other Recoveries and Remittances for the FY 2011-2012**

AUCode		"Annual Progressive Receipt (Nu.)"	"Annual Progressive Remittance (Nu.)"
119.01	ROYAL INSTITUTE OF MANAGEMENT	8,054,004.61	8,046,745.11
206.01	MINISTRY OF WORKS & HUMAN SETTLEMENT	64,063,862.22	63,481,021.22
209.01	MINISTRY OF EDUCATION	27,003,687.22	29,271,778.88
101.01	HIS MAJESTY'S SECRETARIAT	2,874,806.00	2,874,806.00
103.01	NATIONAL ASSEMBLY OF BHUTAN	19,053,786.00	19,529,307.49
104.01	NATIONAL COUNCIL OF BHUTAN	9,691,887.00	9,691,887.00
105.01	COUNCIL FOR RELIGIOUS AFFAIRS	2,192,227.00	2,192,227.00
106.01	JUDICIARY	36,972,710.98	36,990,368.28
117.01	GROSS NATIONAL HAPPINESS COMMISSION	12,187,220.00	10,205,065.00
110.01	ROYAL AUDIT AUTHORITY	19,834,236.00	19,833,236.00
107.01	ROYAL CIVIL SERVICE COMMISSION	5,141,863.00	5,141,863.00
113.01	BHUTAN OLYMPIC COMMITTEE	1,347,801.00	1,347,801.00
118.01	NATIONAL ENVIRONMENT COMMISSION	3,583,573.66	3,583,573.66
116.01	CENTRE FOR BHUTAN STUDIES AND GNH RESEARCH	1,541,793.00	1,541,793.00
111.01	CABINET SECRETARIAT	2,124,821.00	2,124,821.00
112.01	OFFICE OF THE ATTORNEY GENERAL	3,717,773.00	3,694,013.00
210.01	MINISTRY OF LABOUR & HUMAN RESOURCES	28,497,213.00	28,565,160.51
120.01	ROYAL UNIVERSITY OF BHUTAN	5,264,978.00	5,264,978.00
121.01	NATIONAL STATISTICS BUREAU	3,104,899.00	3,104,899.00
108.01	ANTI-CORRUPTION COMMISSION	4,684,508.00	4,684,508.00
109.01	ELECTION COMMISSION OF BHUTAN	3,950,694.00	3,950,694.00
122.01	BHUTAN NARCOTIC CONTROL AGENCY	1,555,454.80	1,555,454.80
102.01	HIS MAJESTY'S SECRETARIAT (4TH KING)	1,568,186.00	1,568,186.00
123.01	BHUTAN INFORMATION COMMUNICATION MEDIA AUTHORITY	1,733,490.00	1,733,490.00
114.01	DZONGKHA DEVELOPMENT COMMISSION	2,104,757.00	2,104,757.00
115.01	NATIONAL LAND COMMISSION	17,839,601.31	17,763,839.31
124.01	THROMDEYS	69,493,397.67	69,493,397.67
207.01	MINISTRY OF INFORMATION & COMMUNICATIONS	30,228,669.90	30,377,999.90
401.01	DZONGKHAG ADMINISTRATION, CHHUKHA	78,316,189.00	78,336,061.00
406.01	DZONGKHAG ADMINISTRATION, DAGANA	41,657,275.31	41,641,055.31
407.01	DZONGKHAG ADMINISTRATION, PUNAKHA	49,644,246.00	52,239,182.00
408.01	DZONGKHAG ADMINISTRATION, WANGDUE PHODRANG	49,910,791.00	49,896,825.66
410.01	DZONGKHAG ADMINISTRATION, SARPANG	60,449,709.00	60,519,509.00

411.01	DZONGKHAG ADMINISTRATION, ZHEMGANG	38,855,423.58	38,985,709.58
412.01	DZONGKHAG ADMINISTRATION, TONGSA	31,150,161.98	31,159,145.98
402.01	DZONGKHAG ADMINISTRATION, HAA	26,652,374.14	26,707,075.54
403.01	DZONGKHAG ADMINISTRATION, PARO	65,754,094.90	65,739,416.17
404.01	DZONGKHAG ADMINISTRATION, SAMTSE	61,399,579.07	61,540,094.07
405.01	DZONGKHAG ADMINISTRATION, TSIRANG	40,294,164.22	40,286,301.22
413.01	DZONGKHAG ADMINISTRATION, LHUENTSE	35,117,109.21	35,407,161.21
414.01	DZONGKHAG ADMINISTRATION, MONGAR	61,732,857.72	61,549,451.72
409.01	DZONGKHAG ADMINISTRATION, BUMTHANG	33,973,333.00	33,973,333.00
415.01	DZONGKHAG ADMINISTRATION, PEMA GATSHEL	43,783,880.65	43,783,880.65
416.01	DZONGKHAG ADMINISTRATION, SAMDRUP JONGKHAR	28,302,480.03	28,302,480.03
417.01	DZONGKHAG ADMINISTRATION, TASHIGANG	87,243,763.90	87,239,704.42
418.01	DZONGKHAG ADMINISTRATION, THIMPHU	28,603,416.00	28,603,417.00
419.01	DZONGKHAG ADMINISTRATION, GASA	13,554,514.17	13,632,974.17
420.01	DZONGKHAG ADMINISTRATION, TASHI YANGTSE	37,275,502.10	37,275,502.10
401.02	SAMPHELING GEWOG, CHHUKHA	12,808.00	12,808.00
401.03	BONGO GEWOG, CHHUKHA	140,872.00	140,872.00
401.04	CHAPCHHA GEWOG, CHHUKHA	73,976.30	73,976.30
401.05	DUNGNA GEWOG, CHHUKHA	97,800.00	97,800.00
401.06	GELING GEWOG, CHHUKHA	117,400.00	117,400.00
401.07	DARLA GEWOG, CHHUKHA	138,650.00	138,650.00
401.08	GETANA GEWOG, CHHUKHA	120,670.00	120,670.00
401.09	BJACHHO GEWOG, CHHUKHA	148,486.00	148,486.00
402.02	BJI GEWOG, HAA	82,260.00	82,260.00
402.04	SOMBEY GEWOG, HAA	89,033.00	89,033.00
402.03	KATSHO GEWOG, HAA	49,830.00	49,830.00
402.05	SAMA GEWOG, HAA	259,706.06	259,706.06
402.06	IUSU GEWOG, HAA	194,520.00	194,520.00
402.07	GAKIDLING GEWOG, HAA	110,005.00	110,005.00
403.02	DOBSHARI GEWOG, PARO	64,916.00	64,916.00
403.03	DOGAR GEWOG, PARO	0.00	0.00
403.04	DOTENG GEWOG, PARO	0.00	0.00
403.05	HUNGREL GEWOG, PARO	39,632.00	39,632.00
403.06	LANGO GEWOG, PARO	0.00	0.00
403.07	LUNGNYI GEWOG, PARO	0.00	0.00
403.08	NAJA GEWOG, PARO	24,750.00	24,750.00
403.09	SHABA GEWOG, PARO	0.00	0.00
403.10	TSENTO GEWOG, PARO	0.00	0.00

403.11	WANGCHANG GEWOG, PARO	20,400.00	20,400.00
404.02	BARA GEWOG, SAMTSE	24,500.00	24,500.00
404.03	BIRU GEWOG, SAMTSE	98,500.00	98,500.00
404.04	CHARGHAREY GEWOG, SAMTSE	0.00	0.00
404.05	CHENGMARI GEWOG, SAMTSE	0.00	0.00
404.06	DENCHUKHA GEWOG, SAMTSE	0.00	0.00
404.07	DOROKHA GEWOG, SAMTSE	0.00	0.00
404.08	DUMTEOD GEWOG, SAMTSE	0.00	0.00
404.09	YOEDSELTSEY GEWOG, SAMTSE	0.00	0.00
404.10	NAMGAYCHHEOLING GEWOG, SAMTSE	0.00	0.00
404.12	UGYENTSEY GEWOG, SAMTSE	0.00	0.00
404.13	PUGLI GEWOG, SAMTSE	127,143.00	127,143.00
404.14	SAMTSE GEWOG, SAMTSE	13,600.00	13,600.00
404.15	SIBSU GEWOG, SAMTSE	0.00	0.00
404.16	TADING GEWOG, SAMTSE	0.00	0.00
404.11	TENDU GEWOG, SAMTSE	14,600.00	14,600.00
405.02	BETENI GEWOG, TSIRANG	0.00	0.00
405.03	DUNGLAGANG GEWOG, TSIRANG	71,900.00	71,900.00
405.04	BARSHONG GEWOG, TSIRANG	0.00	0.00
405.05	GOSELING GEWOG, TSIRANG	0.00	0.00
405.06	RANGTHANGLING GEWOG, TSIRANG	20,568.58	20,568.58
405.07	KILKHORTHANG GEWOG, TSIRANG	3,000.00	3,000.00
405.08	MENDELGANG GEWOG, TSIRANG	12,500.00	12,500.00
405.09	PATALEY GEWOG, TSIRANG	12,150.00	12,150.00
405.10	PHUENTENCHHU GEWOG, TSIRANG	5,000.00	5,000.00
405.11	SHEMJONG GEWOG, TSIRANG	17,860.00	17,860.00
405.12	TSHOLINGKHAR GEWOG, TSIRANG	2,737.00	2,737.00
405.13	TSIRANGTEOD GEWOG, TSIRANG	0.00	0.00
406.02	DORONA GEWOG, DAGANA	15,000.00	15,000.00
406.03	DUJEYGANG GEWOG, DAGANA	174,226.19	174,226.19
406.04	GESARLING GEWOG, DAGANA	121,000.00	121,000.00
406.05	GOSHI GEWOG, DAGANA	46,608.00	46,608.00
406.06	KANA GEWOG, DAGANA	114,279.00	114,279.00
406.07	KHEBISA GEWOG, DAGANA	98,279.00	98,279.00
406.08	LAJAB GEWOG, DAGANA	36,800.00	36,800.00
406.09	TRASHIDING GEWOG, DAGANA	49,481.00	49,481.00
406.10	TSENDAGANG GEWOG, DAGANA	350,408.00	350,408.00
406.11	TSANGKHA GEWOG, DAGANA	113,000.00	113,000.00
406.12	TSEZA GEWOG, DAGANA	66,079.00	66,079.00



406.13	KARMALING (DEORALI) GEWOG, DAGANA	36,910.00	36,910.00
406.14	LHAMOIZINGKHA GEWOG, DAGANA	5,867.00	5,867.00
406.15	NICHULA GEWOG, DAGANA	24,800.00	24,800.00
407.02	CHHUBU GEWOG, PUNAKHA	0.00	0.00
407.03	GOENSHARI GEWOG, PUNAKHA	106,052.00	106,052.00
407.04	GUMA GEWOG, PUNAKHA	46,100.00	46,100.00
407.05	KABJISA GEWOG, PUNAKHA	0.00	0.00
407.06	LIMGBUKHA GEWOG, PUNAKHA	116,407.00	116,407.00
407.07	SHENGANA GEWOG, PUNAKHA	128,750.00	128,750.00
407.08	TALO GEWOG, PUNAKHA	21,200.00	21,200.00
407.09	TEOWANG GEWOG, PUNAKHA	101,800.00	101,800.00
407.10	DZOMA GEWOG, PUNAKHA	78,819.00	78,819.00
408.02	BJENA GEWOG, WANGDUE PHODRANG	13,000.00	13,000.00
408.03	DANGCHHU GEWOG, WANGDUE PHODRANG	0.00	0.00
408.04	DAGA GEWOG, WANGDUE PHODRANG	17,000.00	15,300.00
408.05	GANGTEOD GEWOG, WANGDUE PHODRANG	0.00	0.00
408.06	GASETSHOGONGM GEWOG, WANGDUE PHODRANG	113,179.00	113,179.00
408.07	GASETSHOWOGM GEWOG, WANGDUE PHODRANG	9,287.00	9,287.00
408.08	KAZHI GEWOG, WANGDUE PHODRANG	0.00	0.00
408.09	NAHI GEWOG, WANGDUE PHODRANG	4,300.00	4,300.00
408.10	NYISHO GEWOG, WANGDUE PHODRANG	56,000.00	56,000.00
408.11	PHANGYUEL GEWOG, WANGDUE PHODRANG	0.00	0.00
408.12	PHOBI GEWOG, WANGDUE PHODRANG	0.00	0.00
408.13	RUBESA GEWOG, WANGDUE PHODRANG	11,061.00	11,061.00
408.14	SEPHU GEWOG, WANGDUE PHODRANG	24,800.00	24,800.00
408.15	ATHANG GEWOG, WANGDUE PHODRANG	7,000.00	7,000.00
408.16	THEDTSO GEWOG, WANGDUE PHODRANG	113,700.00	113,700.00
409.02	CHHOEKHOR GEWOG, BUMTHANG	0.00	0.00
409.03	CHHUMEY GEWOG, BUMTHANG	0.00	0.00
409.04	TANG GEWOG, BUMTHANG	0.00	0.00
409.05	URA GEWOG, BUMTHANG	31,230.00	31,230.00
410.02	SAMTEYLING GEWOG, SARPANG	800.00	800.00
410.03	CHUZARGANG GEWOG, SARPANG	55,200.00	55,200.00
410.04	DEKIDLNG GEWOG, SARPANG	126,700.00	126,700.00
410.05	DOBAN GEWOG, SARPANG	6,900.00	6,900.00
410.07	GELEGPHU GEWOG, SARPANG	1,100.00	1,100.00
410.08	HILAY GEWOG, SARPANG	42,000.00	42,000.00
410.09	JIGMEDCHHEOLING GEWOG, SARPANG	30,000.00	30,000.00

410.12	SHOMPANGKHA GEWOG, SARPANG	64,100.00	64,100.00
410.13	SERSHONG GEWOG, SARPANG	22,800.00	22,800.00
410.11	SINGYE GEWOG, SARPANG	66,200.00	66,200.00
410.10	UMLING GEWOG, SARPANG	65,000.00	65,000.00
410.06	TAREYTHANG GEWOG, SARPANG	72,000.00	72,000.00
411.02	BARDO GEWOG, ZHEMGANG	52,900.00	52,900.00
411.03	BJOKA GEWOG, ZHEMGANG	32,200.00	32,200.00
411.04	NANGKOR GEWOG, ZHEMGANG	37,300.00	53,839.00
411.05	NGANGLA GEWOG, ZHEMGANG	50.00	50.00
411.06	PHANGKHAR GEWOG, ZHEMGANG	14,100.00	14,100.00
411.07	SHINGK HAR GEWOG, ZHEMGANG	1,900.00	1,900.00
411.08	TONG GEWOG, ZHEMGANG	2,700.00	2,700.00
411.09	GOSHING GEWOG, ZHEMGANG	48,400.00	48,400.00
412.02	DAGTENG GEWOG, TONGSA	700.00	700.00
412.03	KORPHU GEWOG, TONGSA	6,797.00	6,797.00
412.04	LANGTHEL GEWOG, TONGSA	6,997.00	6,997.00
412.05	NUBI GEWOG, TONGSA	7,097.00	7,097.00
412.06	TANGSIBJI GEWOG, TONGSA	162,698.00	162,698.00
413.02	GANGZUR GEWOG, LHUENTSE	1,377,546.00	1,377,546.00
413.03	JAREY GEWOG, LHUENTSE	89,081.00	89,081.00
413.04	KHOMA GEWOG, LHUENTSE	1,215,968.00	1,215,968.00
413.05	KURTEOD GEWOG, LHUENTSE	527,592.00	527,592.00
413.06	MINJAY GEWOG, LHUENTSE	302,425.00	302,425.00
413.07	MENBI GEWOG, LHUENTSE	342,671.00	342,671.00
413.08	METSHO GEWOG, LHUENTSE	0.00	0.00
413.09	TSENKHAR GEWOG, LHUENTSE	169,515.00	169,515.00
414.02	BALAM GEWOG, MONGAR	130,000.00	130,000.00
414.03	CHHALI GEWOG, MONGAR	187,976.00	187,976.00
414.04	CHASKHAR GEWOG, MONGAR	55,000.00	55,000.00
414.05	DAMETSE GEWOG, MONGAR	0.00	0.00
414.06	DAYPUNG GEWOG, MONGAR	64,200.00	64,200.00
414.07	GONGDUE GEWOG, MONGAR	18,900.00	18,900.00
414.08	JURMEY GEWOG, MONGAR	66,200.00	66,200.00
414.09	KENK HAR GEWOG, MONGAR	87,000.00	87,000.00
414.10	MONGAR GEWOG, MONGAR	144,000.00	144,000.00
414.11	NGATSHANG GEWOG, MONGAR	202,000.00	202,000.00
414.12	SALENG GEWOG, MONGAR	3,500.00	3,500.00
414.13	SHERIMUHUNG GEWOG, MONGAR	108,201.00	108,200.00
414.14	SILAMBI GEWOG, MONGAR	67,300.00	67,300.00

414.15	THANGRONG GEWOG, MONGAR	115,657.00	115,657.00
414.16	TSAKALING GEWOG, MONGAR	81,100.00	81,100.00
414.17	TSAMANG GEWOG, MONGAR	66,741.00	66,741.00
414.18	NARANG GEWOG, MONGAR	0.00	0.00
415.02	CHONGSHING GEWOG, PEMA GATSHEL	625,370.40	625,370.40
415.03	CHHIMUNG GEWOG, PEMA GATSHEL	23,400.00	23,400.00
415.04	DUNGMIN GEWOG, PEMA GATSHEL	0.00	0.00
415.05	KHAR GEWOG, PEMA GATSHEL	31,100.00	31,100.00
415.06	SHUMAR GEWOG, PEMA GATSHEL	62,350.00	62,350.00
415.07	YURUNG GEWOG, PEMA GATSHEL	507,800.00	507,800.00
415.08	ZOBEL GEWOG, PEMA GATSHEL	163,879.00	163,879.00
415.09	DECHHENLING GEWOG, PEMA GATSHEL	28,850.00	28,850.00
415.10	NORBUGANG GEWOG, PEMA GATSHEL	32,100.00	32,100.00
415.11	NANONG GEWOG, PEMA GATSHEL	113,112.00	113,112.00
415.12	CHOEKHORLING GEWOG, PEMA GATSHEL	67,900.00	67,900.00
416.02	PHUENTSHOTHANG GEWOG, SAMDUP JONGKHAR	144,704.00	144,704.00
416.03	PEMATHANG GEWOG, SAMDUP JONGKHAR	9,600.00	9,600.00
416.04	GOMDAR GEWOG, SAMDUP JONGKHAR	66,300.00	66,300.00
416.06	LANGCHENPHU GEWOG, SAMDUP JONGKHAR	57,640.00	57,640.00
416.07	LAURI GEWOG, SAMDUP JONGKHAR	0.00	0.00
416.08	MARTSHALA GEWOG, SAMDUP JONGKHAR	95,700.00	95,700.00
416.10	ORONG GEWOG, SAMDUP JONGKHAR	134,600.00	134,600.00
416.11	SAMRANG GEWOG, SAMDUP JONGKHAR	68,600.00	68,600.00
416.12	SERTHI GEWOG, SAMDUP JONGKHAR	15,210.00	15,210.00
416.09	DEWATHANG GEWOG, SAMDUP JONGKHAR	0.00	0.00
416.05	WANGPHU GEWOG, SAMDUP JONGKHAR	20,250.00	20,250.00
417.02	BARTSHAM GEWOG, TASHIGANG	27,600.00	27,600.00
417.03	BIDUNG GEWOG, TASHIGANG	12,000.00	12,000.00
417.04	KANGLUNG GEWOG, TASHIGANG	0.00	0.00
417.05	KANGPARA GEWOG, TASHIGANG	196,970.00	196,970.00
417.07	LUMANG GEWOG, TASHIGANG	0.00	0.00
417.08	MERAG GEWOG, TASHIGANG	0.00	0.00
417.10	PHONGMEY GEWOG, TASHIGANG	56,100.00	56,100.00
417.11	RADI GEWOG, TASHIGANG	117,440.00	117,440.00
417.12	SAGTENG GEWOG, TASHIGANG	35,000.00	35,000.00
417.13	SAMKHAR GEWOG, TASHIGANG	46,800.00	56,800.00
417.14	SHONGPHU GEWOG, TASHIGANG	112,454.00	112,454.00
417.16	UDZORONG GEWOG, TASHIGANG	300.00	0.00

417.09	YANGNYER GEWOG, TASHIGANG	75,000.00	75,000.00
418.03	CHANG GEWOG, THIMPHU	3,650.00	3,650.00
418.04	DAGALA GEWOG, THIMPHU	77,500.00	77,500.00
418.05	GANYEY GEWOG, THIMPHU	2,500.00	2,500.00
418.06	KAWANG GEWOG, THIMPHU	4,400.00	4,400.00
418.07	LINGZHI GEWOG, THIMPHU	88,135.00	88,135.00
418.08	MEWANG GEWOG, THIMPHU	1,750.00	1,750.00
418.09	NARO GEWOG, THIMPHU	2,650.00	2,650.00
418.02	SOE GEWOG, THIMPHU	15,936.00	15,936.00
419.02	GEONKHAMED GEWOG, GASA	82,700.00	82,700.00
419.03	GEONKHATEOD GEWOG, GASA	9,880.00	9,880.00
419.04	LAYA GEWOG, GASA	0.00	0.00
419.05	LUNANA GEWOG, GASA	0.00	0.00
420.02	BUMDELING GEWOG, TASHI YANGTSE	81,804.00	81,804.00
420.03	JAMKHAR GEWOG, TASHI YANGTSE	50,000.00	50,000.00
420.04	KHAMDANG GEWOG, TASHI YANGTSE	30,000.00	30,000.00
420.06	TEODTSHO GEWOG, TASHI YANGTSE	29,000.00	29,000.00
420.08	YALANG GEWOG, TASHI YANGTSE	44,440.00	39,885.00
420.09	YANGTSE GEWOG, TASHI YANGTSE	44,117.00	44,117.00
208.01	MINISTRY OF HEALTH	105,782,967.74	124,744,026.55
401.11	METAKHA GEWOG, CHHUKHA	30,680.00	30,680.00
401.12	PHUENTSHOLING GEWOG, CHHUKHA	137,420.00	137,420.00
407.11	BAAP GEWOG, PUNAKHA	0.00	0.00
407.12	TOEBESA GEWOG, PUNAKHA	45,000.00	49,500.00
125.01	DRUG REGULATORY AUTHORITY	1,441,736.00	1,441,736.00
126.01	TOURISM COUNCIL OF BHUTAN	5,791,666.62	5,786,666.62
127.01	NATIONAL COMMISSION FOR WOMEN & CHILDREN	1,008,887.00	1,008,887.00
202.01	MINISTRY OF FINANCE	67,666,889.03	67,676,349.03
201.01	MINISTRY OF HOME & CULTURAL AFFAIRS	279,046,607.79	279,900,826.79
203.01	MINISTRY OF FOREIGN AFFAIRS	23,378,361.90	16,265,414.78
204.01	MINISTRY OF AGRICULTURE & FORESTS	178,502,341.51	180,089,502.65
205.01	MINISTRY OF ECONOMIC AFFAIRS	42,787,334.89	42,917,141.09
128.01	ROYAL EDUCATION COUNCIL	1,929,394.00	1,929,394.00
129.01	BHUTAN COUNCIL FOR SCHOOL EXAMINATION & ASSESSMENT	2,931,931.50	2,931,931.50
130.01	ROYAL PRIVY COUNCIL	1,006,184.00	1,006,184.00
<b>Total Other Recoveries &amp; Remittances :</b>		<b>2,028,898,165.86</b>	<b>2,046,799,592.20</b>

**Schedule 8- Schedule Of Revenue Receipts and Remittances for the FY 2011-2012**

<b>AUCode</b>	<b>AUName</b>	<b>"Annual Progressive Receipt (Nu.)"</b>	<b>"Annual Progressive Remittance (Nu.)"</b>
119.01	ROYAL INSTITUTE OF MANAGEMENT	3,814,507.40	3,814,507.40
206.01	MINISTRY OF WORKS & HUMAN SETTLEMENT	127,197,468.23	127,197,468.23
209.01	MINISTRY OF EDUCATION	18,825,188.06	18,825,188.06
101.01	HIS MAJESTY'S SECRETARIAT	1,464,199.00	1,464,199.00
103.01	NATIONAL ASSEMBLY OF BHUTAN	7,512,022.00	7,512,022.00
104.01	NATIONAL COUNCIL OF BHUTAN	5,117,243.00	5,117,243.00
105.01	COUNCIL FOR RELIGIOUS AFFAIRS	3,489,303.21	3,489,303.21
106.01	JUDICIARY	10,261,217.03	10,256,127.03
117.01	GROSS NATIONAL HAPPINESS COMMISSION	1,889,444.00	1,889,444.00
110.01	ROYAL AUDIT AUTHORITY	5,785,937.53	5,785,937.53
107.01	ROYAL CIVIL SERVICE COMMISSION	2,104,848.25	2,104,848.25
113.01	BHUTAN OLYMPIC COMMITTEE	706,506.00	706,506.00
118.01	NATIONAL ENVIRONMENT COMMISSION	1,761,066.98	1,761,066.98
116.01	CENTRE FOR BHUTAN STUDIES AND GNH RESEARCH	474,926.50	474,926.50
111.01	CABINET SECRETARIAT	1,706,915.00	1,706,915.00
112.01	OFFICE OF THE ATTORNEY GENERAL	1,283,077.69	1,283,077.69
210.01	MINISTRY OF LABOUR & HUMAN RESOURCES	13,020,600.07	13,020,600.07
120.01	ROYAL UNIVERSITY OF BHUTAN	14,063,925.45	14,063,925.45
121.01	NATIONAL STATISTICS BUREAU	1,038,443.00	1,038,443.00
108.01	ANTI-CORRUPTION COMMISSION	2,283,828.47	2,283,828.47
109.01	ELECTION COMMISSION OF BHUTAN	1,718,592.00	1,718,592.00
122.01	BHUTAN NARCOTIC CONTROL AGENCY	409,564.72	409,564.72
102.01	HIS MAJESTY'S SECRETARIAT (4TH KING)	1,454,548.00	1,454,548.00
123.01	BHUTAN INFORMATION COMMUNICATION MEDIA AUTHORITY	669,580.00	669,580.00
114.01	DZONGKHA DEVELOPMENT COMMISSION	996,523.00	996,523.00
115.01	NATIONAL LAND COMMISSION	10,002,045.75	10,002,045.75
124.01	THROMDEYS	25,301,859.17	25,301,859.17
207.01	MINISTRY OF INFORMATION & COMMUNICATIONS	27,132,901.23	27,132,901.23
401.01	DZONGKHAG ADMINISTRATION, CHHUKHA	30,991,386.93	30,991,386.93
406.01	DZONGKHAG ADMINISTRATION, DAGANA	15,382,025.48	15,382,025.48
407.01	DZONGKHAG ADMINISTRATION, PUNAKHA	16,838,376.49	16,838,376.49
408.01	DZONGKHAG ADMINISTRATION, WANGDUE PHODRANG	14,881,491.92	14,881,491.92
410.01	DZONGKHAG ADMINISTRATION, SARPANG	18,290,747.16	18,290,747.16

411.01	DZONGKHAG ADMINISTRATION, ZHEMGANG	15,005,328.15	15,005,328.15
412.01	DZONGKHAG ADMINISTRATION, TONGSA	10,612,783.00	10,612,783.00
402.01	DZONGKHAG ADMINISTRATION, HAA	8,022,622.00	8,022,622.00
403.01	DZONGKHAG ADMINISTRATION, PARO	18,514,765.01	18,514,765.01
404.01	DZONGKHAG ADMINISTRATION, SAMTSE	24,834,267.39	24,834,267.39
405.01	DZONGKHAG ADMINISTRATION, TSIRANG	11,523,262.98	11,523,262.98
413.01	DZONGKHAG ADMINISTRATION, LHUENTSE	10,577,595.00	10,577,595.00
414.01	DZONGKHAG ADMINISTRATION, MONGAR	22,455,578.12	22,455,578.12
409.01	DZONGKHAG ADMINISTRATION, BUMTHANG	9,986,048.38	9,986,048.38
415.01	DZONGKHAG ADMINISTRATION, PEMA GATSHEL	16,003,072.53	16,003,072.53
416.01	DZONGKHAG ADMINISTRATION, SAMDRUP JONGKHAR	13,772,095.43	13,772,095.43
417.01	DZONGKHAG ADMINISTRATION, TASHIGANG	29,503,495.35	29,503,495.35
418.01	DZONGKHAG ADMINISTRATION, THIMPHU	9,343,727.94	9,343,727.94
419.01	DZONGKHAG ADMINISTRATION, GASA	4,006,955.46	4,006,955.46
420.01	DZONGKHAG ADMINISTRATION, TASHI YANGTSE	12,546,720.00	12,546,720.00
401.02	SAMPHELING GEWOG, CHHUKHA	205,179.00	205,179.00
401.03	BONGO GEWOG, CHHUKHA	377,080.00	377,080.00
401.04	CHAPCHHA GEWOG, CHHUKHA	334,953.00	334,953.00
401.05	DUNGNA GEWOG, CHHUKHA	579,790.00	579,790.00
401.06	GELING GEWOG, CHHUKHA	106,545.00	106,545.00
401.07	DARLA GEWOG, CHHUKHA	388,857.00	388,857.00
401.08	GETANA GEWOG, CHHUKHA	274,570.00	274,570.00
401.09	BJACHHO GEWOG, CHHUKHA	388,480.00	388,480.00
402.02	BJI GEWOG, HAA	114,433.00	114,433.00
402.04	SOMBEY GEWOG, HAA	286,762.00	286,762.00
402.03	KATSHO GEWOG, HAA	37,750.50	37,750.50
402.05	SAMA GEWOG, HAA	74,551.00	74,551.00
402.06	IUSU GEWOG, HAA	77,703.00	77,703.00
402.07	GAKIDLING GEWOG, HAA	54,433.00	54,433.00
403.02	DOBSHARI GEWOG, PARO	71,631.25	71,631.25
403.03	DOGAR GEWOG, PARO	224,324.00	224,324.00
403.04	DOTENG GEWOG, PARO	133,784.96	133,784.96
403.05	HUNGREL GEWOG, PARO	41,277.00	41,277.00
403.06	LANGO GEWOG, PARO	109,504.00	109,504.00
403.07	LUNGNYI GEWOG, PARO	111,052.00	111,052.00
403.08	NAJA GEWOG, PARO	247,137.00	247,137.00
403.09	SHABA GEWOG, PARO	201,160.00	201,160.00
403.10	TSENTO GEWOG, PARO	272,487.00	272,487.00

403.11	WANGCHANG GEWOG, PARO	94,347.00	94,347.00
404.02	BARA GEWOG, SAMTSE	134,668.00	134,668.00
404.03	BIRU GEWOG, SAMTSE	310,316.00	310,316.00
404.04	CHARGHAREY GEWOG, SAMTSE	131,511.00	131,511.00
404.05	CHENGMARI GEWOG, SAMTSE	174,643.00	174,643.00
404.06	DENCHUKHA GEWOG, SAMTSE	85,990.00	85,990.00
404.07	DOROKHA GEWOG, SAMTSE	197,340.00	197,340.00
404.08	DUMTEOD GEWOG, SAMTSE	79,169.00	79,169.00
404.09	YOEDSELTSEY GEWOG, SAMTSE	112,693.00	112,693.00
404.10	NAMGAYCHHEOLING GEWOG, SAMTSE	200,499.00	200,499.00
404.12	UGYENTSEY GEWOG, SAMTSE	250,083.00	250,083.00
404.13	PUGLI GEWOG, SAMTSE	334,706.00	334,706.00
404.14	SAMTSE GEWOG, SAMTSE	80,582.00	80,582.00
404.15	SIBSU GEWOG, SAMTSE	84,387.00	84,387.00
404.16	TADING GEWOG, SAMTSE	211,575.00	211,575.00
404.11	TENDU GEWOG, SAMTSE	87,433.00	87,433.00
405.02	BETENI GEWOG, TSIRANG	142,533.00	142,533.00
405.03	DUNGLAGANG GEWOG, TSIRANG	216,406.00	216,406.00
405.04	BARSHONG GEWOG, TSIRANG	839,871.00	839,871.00
405.05	GOSELING GEWOG, TSIRANG	127,913.00	127,913.00
405.06	RANGTHANGLING GEWOG, TSIRANG	1,198,973.00	1,198,973.00
405.07	KILKHORTHANG GEWOG, TSIRANG	58,670.00	58,670.00
405.08	MENDELGANG GEWOG, TSIRANG	310,691.00	310,691.00
405.09	PATALEY GEWOG, TSIRANG	179,636.00	179,636.00
405.10	PHUENTENCHHU GEWOG, TSIRANG	180,498.00	180,498.00
405.11	SHEMJONG GEWOG, TSIRANG	222,434.00	222,434.00
405.12	TSHOLINGKHAR GEWOG, TSIRANG	259,530.00	259,530.00
405.13	TSIRANGTEOD GEWOG, TSIRANG	73,730.00	73,730.00
406.02	DORONA GEWOG, DAGANA	637,415.10	637,415.10
406.03	DUJEYGANG GEWOG, DAGANA	606,406.58	606,406.58
406.04	GESARLING GEWOG, DAGANA	238,961.80	238,961.80
406.05	GOSHI GEWOG, DAGANA	362,142.34	362,142.34
406.06	KANA GEWOG, DAGANA	205,877.39	205,877.39
406.07	KHEBISA GEWOG, DAGANA	371,058.00	371,058.00
406.08	LAJAB GEWOG, DAGANA	129,876.99	129,876.99
406.09	TRASHIDING GEWOG, DAGANA	382,470.83	382,470.83
406.10	TSENDAGANG GEWOG, DAGANA	219,436.35	219,436.35
406.11	TSANGKHA GEWOG, DAGANA	286,207.29	286,207.29
406.12	TSEZA GEWOG, DAGANA	416,588.34	416,588.34

406.13	KARMALING (DEORALI) GEWOG, DAGANA	63,811.00	63,811.00
406.14	LHAMOIZINGKHA GEWOG, DAGANA	129,253.00	129,253.00
406.15	NICHULA GEWOG, DAGANA	63,418.00	63,418.00
407.02	CHHUBU GEWOG, PUNAKHA	449,474.00	449,474.00
407.03	GOENSHARI GEWOG, PUNAKHA	81,890.00	81,890.00
407.04	GUMA GEWOG, PUNAKHA	168,253.00	168,253.00
407.05	KABJISA GEWOG, PUNAKHA	148,512.00	148,512.00
407.06	LIMGBUKHA GEWOG, PUNAKHA	144,219.00	144,219.00
407.07	SHENGANA GEWOG, PUNAKHA	124,422.71	124,422.71
407.08	TALO GEWOG, PUNAKHA	107,047.22	107,047.22
407.09	TEOWANG GEWOG, PUNAKHA	116,442.00	116,442.00
407.10	DZOMA GEWOG, PUNAKHA	119,966.00	119,966.00
408.02	BJENA GEWOG, WANGDUE PHODRANG	112,247.00	112,247.00
408.03	DANGCHHU GEWOG, WANGDUE PHODRANG	169,496.00	169,496.00
408.04	DAGA GEWOG, WANGDUE PHODRANG	67,732.00	67,732.00
408.05	GANGTEOD GEWOG, WANGDUE PHODRANG	138,982.00	138,982.00
408.06	GASETSHOGONGM GEWOG, WANGDUE PHODRANG	80,284.00	80,284.00
408.07	GASETSHOWOGM GEWOG, WANGDUE PHODRANG	130,676.64	130,676.64
408.08	KAZHI GEWOG, WANGDUE PHODRANG	86,108.00	86,108.00
408.09	NAHI GEWOG, WANGDUE PHODRANG	78,536.00	78,536.00
408.10	NYISHO GEWOG, WANGDUE PHODRANG	91,526.00	91,526.00
408.11	PHANGYUEL GEWOG, WANGDUE PHODRANG	76,390.00	76,390.00
408.12	PHOBI GEWOG, WANGDUE PHODRANG	113,698.00	113,698.00
408.13	RUBESA GEWOG, WANGDUE PHODRANG	92,155.00	92,155.00
408.14	SEPHU GEWOG, WANGDUE PHODRANG	275,436.00	275,436.00
408.15	ATHANG GEWOG, WANGDUE PHODRANG	146,943.00	146,943.00
408.16	THEDTSHO GEWOG, WANGDUE PHODRANG	73,080.00	73,080.00
409.02	CHHOEKHOR GEWOG, BUMTHANG	183,617.00	183,617.00
409.03	CHHUMEY GEWOG, BUMTHANG	212,405.00	212,405.00
409.04	TANG GEWOG, BUMTHANG	81,378.00	81,378.00
409.05	URA GEWOG, BUMTHANG	64,998.00	64,998.00
410.02	SAMTEYLING GEWOG, SARPANG	110,401.00	110,401.00
410.03	CHUZARGANG GEWOG, SARPANG	207,716.60	207,716.60
410.04	DEKIDLNG GEWOG, SARPANG	167,780.28	167,780.28
410.05	DOBAN GEWOG, SARPANG	93,614.18	93,614.18
410.07	GELEGPU GEWOG, SARPANG	164,786.59	164,786.59
410.08	HILAY GEWOG, SARPANG	98,759.62	98,759.62
410.09	JIGMEDCHHEOLING GEWOG, SARPANG	116,384.09	116,384.09



410.12	SHOMPANGKHA GEWOG, SARPANG	164,391.21	164,391.21
410.13	SERSHONG GEWOG, SARPANG	147,611.02	147,611.02
410.11	SINGYE GEWOG, SARPANG	116,167.20	116,167.20
410.10	UMLING GEWOG, SARPANG	81,694.00	81,694.00
410.06	TAREYTHANG GEWOG, SARPANG	40,620.00	40,620.00
411.02	BARDO GEWOG, ZHEMGANG	107,365.00	107,365.00
411.03	BJOKA GEWOG, ZHEMGANG	217,285.00	217,285.00
411.04	NANGKOR GEWOG, ZHEMGANG	175,057.00	175,057.00
411.05	NGANGLA GEWOG, ZHEMGANG	117,846.00	117,846.00
411.06	PHANGKHAR GEWOG, ZHEMGANG	260,880.00	260,880.00
411.07	SHINGK HAR GEWOG, ZHEMGANG	102,269.00	102,269.00
411.08	TONG GEWOG, ZHEMGANG	1,219,263.41	1,219,263.41
411.09	GOSHING GEWOG, ZHEMGANG	122,432.00	122,432.00
412.02	DAGTENG GEWOG, TONGSA	159,548.00	159,548.00
412.03	KORPHU GEWOG, TONGSA	531,306.00	531,306.00
412.04	LANGTHEL GEWOG, TONGSA	252,738.00	252,738.00
412.05	NUBI GEWOG, TONGSA	264,587.00	264,587.00
412.06	TANGSIBJI GEWOG, TONGSA	274,973.00	274,973.00
413.02	GANGZUR GEWOG, LHUENTSE	1,064,342.00	1,064,342.00
413.03	JAREY GEWOG, LHUENTSE	1,126,965.00	1,126,965.00
413.04	KHOMA GEWOG, LHUENTSE	562,284.00	562,284.00
413.05	KURTEOD GEWOG, LHUENTSE	375,164.00	375,164.00
413.06	MINJAY GEWOG, LHUENTSE	242,089.00	242,089.00
413.07	MENBI GEWOG, LHUENTSE	329,681.00	329,681.00
413.08	METSHO GEWOG, LHUENTSE	538,340.00	538,340.00
413.09	TSENKHAR GEWOG, LHUENTSE	392,226.00	392,226.00
414.02	BALAM GEWOG, MONGAR	313,754.00	313,754.00
414.03	CHHALI GEWOG, MONGAR	113,401.00	113,401.00
414.04	CHASKHAR GEWOG, MONGAR	75,036.00	75,036.00
414.05	DAMETSE GEWOG, MONGAR	116,184.00	116,184.00
414.06	DAYPUNG GEWOG, MONGAR	142,148.00	142,148.00
414.07	GONGDUE GEWOG, MONGAR	590,915.00	590,915.00
414.08	JURMEY GEWOG, MONGAR	415,811.00	415,811.00
414.09	KENGGHAR GEWOG, MONGAR	163,008.00	163,008.00
414.10	MONGAR GEWOG, MONGAR	153,765.00	153,765.00
414.11	NGATSHANG GEWOG, MONGAR	43,514.00	43,514.00
414.12	SALENG GEWOG, MONGAR	94,583.00	94,583.00
414.13	SHERIMUHUNG GEWOG, MONGAR	169,139.00	169,139.00
414.14	SILAMBI GEWOG, MONGAR	103,873.00	103,873.00

414.15	THANGRONG GEWOG, MONGAR	93,214.00	93,214.00
414.16	TSAKALING GEWOG, MONGAR	221,593.00	221,593.00
414.17	TSAMANG GEWOG, MONGAR	169,027.00	169,027.00
414.18	NARANG GEWOG, MONGAR	72,125.00	72,125.00
415.02	CHONGSHING GEWOG, PEMA GATSHEL	707,675.89	707,675.89
415.03	CHHIMUNG GEWOG, PEMA GATSHEL	63,099.00	63,099.00
415.04	DUNGMIN GEWOG, PEMA GATSHEL	97,720.00	97,720.00
415.05	KHAR GEWOG, PEMA GATSHEL	190,796.00	190,796.00
415.06	SHUMAR GEWOG, PEMA GATSHEL	195,918.41	195,918.41
415.07	YURUNG GEWOG, PEMA GATSHEL	337,423.00	337,423.00
415.08	ZOBEL GEWOG, PEMA GATSHEL	174,118.00	174,118.00
415.09	DECHHENLING GEWOG, PEMA GATSHEL	692,698.00	692,698.00
415.10	NORBUGANG GEWOG, PEMA GATSHEL	161,362.07	161,362.07
415.11	NANONG GEWOG, PEMA GATSHEL	135,087.00	135,087.00
415.12	CHOEKHORLING GEWOG, PEMA GATSHEL	411,697.00	411,697.00
416.02	PHUENTSHOTHANG GEWOG, SAMDUP JONGKHAR	239,881.00	239,881.00
416.03	PEMATHANG GEWOG, SAMDUP JONGKHAR	167,365.00	167,365.00
416.04	GOMDAR GEWOG, SAMDUP JONGKHAR	484,335.00	484,335.00
416.06	LANGCHENPHU GEWOG, SAMDUP JONGKHAR	266,648.00	266,648.00
416.07	LAURI GEWOG, SAMDUP JONGKHAR	89,592.00	89,592.00
416.08	MARTSHALA GEWOG, SAMDUP JONGKHAR	334,569.00	334,569.00
416.10	ORONG GEWOG, SAMDUP JONGKHAR	181,372.50	181,372.50
416.11	SAMRANG GEWOG, SAMDUP JONGKHAR	105,640.00	102,560.00
416.12	SERTHI GEWOG, SAMDUP JONGKHAR	72,555.00	72,555.00
416.09	DEWATHANG GEWOG, SAMDUP JONGKHAR	126,943.00	126,943.00
416.05	WANGPHU GEWOG, SAMDUP JONGKHAR	591,177.00	591,177.00
417.02	BARTSHAM GEWOG, TASHIGANG	157,602.00	157,602.00
417.03	BIDUNG GEWOG, TASHIGANG	330,326.00	330,326.00
417.04	KANGLUNG GEWOG, TASHIGANG	114,395.00	114,395.00
417.05	KANGPARA GEWOG, TASHIGANG	463,977.00	463,977.00
417.06	KHALING GEWOG, TASHIGANG	173,075.42	173,075.42
417.07	LUMANG GEWOG, TASHIGANG	298,363.00	298,363.00
417.08	MERAG GEWOG, TASHIGANG	408,601.00	408,601.00
417.10	PHONGMEY GEWOG, TASHIGANG	161,525.00	161,525.00
417.11	RADI GEWOG, TASHIGANG	382,013.00	382,013.00
417.12	SAGTENG GEWOG, TASHIGANG	86,702.00	86,702.00
417.13	SAMKHAR GEWOG, TASHIGANG	247,912.00	247,912.00
417.14	SHONGPHU GEWOG, TASHIGANG	182,092.00	182,092.00

417.15	THIMSHING GEWOG, TASHIGANG	371,740.00	371,740.00
417.16	UDZORONG GEWOG, TASHIGANG	353,237.00	353,237.00
417.09	YANGNYER GEWOG, TASHIGANG	119,733.00	119,733.00
418.03	CHANG GEWOG, THIMPHU	96,395.56	96,395.56
418.04	DAGALA GEWOG, THIMPHU	72,150.00	72,150.00
418.05	GANYEY GEWOG, THIMPHU	127,971.00	127,971.00
418.06	KAWANG GEWOG, THIMPHU	108,361.00	108,361.00
418.07	LINGZHI GEWOG, THIMPHU	54,658.63	54,658.63
418.08	MEWANG GEWOG, THIMPHU	183,959.25	183,959.25
418.09	NARO GEWOG, THIMPHU	67,678.00	67,678.00
418.02	SOE GEWOG, THIMPHU	109,494.00	109,494.00
419.02	GEONKHAMED GEWOG, GASA	53,693.54	53,693.54
419.03	GEONKHATEOD GEWOG, GASA	21,965.00	21,965.00
419.04	LAYA GEWOG, GASA	112,317.51	112,317.51
419.05	LUNANA GEWOG, GASA	196,922.38	196,922.38
420.02	BUMDELING GEWOG, TASHI YANGTSE	97,265.00	97,265.00
420.03	JAMKHAR GEWOG, TASHI YANGTSE	332,120.00	332,120.00
420.04	KHAMDANG GEWOG, TASHI YANGTSE	177,821.00	177,821.00
420.05	RAMJER GEWOG, TASHI YANGTSE	104,580.00	104,580.00
420.06	TEODTSHO GEWOG, TASHI YANGTSE	52,625.00	52,625.00
420.07	TONGMIZHANGTSHA GEWOG, TASHI YANGTSE	73,472.00	62,045.00
420.08	YALANG GEWOG, TASHI YANGTSE	32,187.00	32,187.00
420.09	YANGTSE GEWOG, TASHI YANGTSE	69,863.00	69,863.00
208.01	MINISTRY OF HEALTH	65,610,020.06	65,610,020.06
401.10	LOKCHINA GEWOG, CHHUKHA	671,658.00	671,658.00
401.11	METAKHA GEWOG, CHHUKHA	356,260.00	356,260.00
401.12	PHUENTSHOLING GEWOG, CHHUKHA	316,119.00	316,119.00
407.11	BAAP GEWOG, PUNAKHA	175,778.00	175,778.00
407.12	TOEBESA GEWOG, PUNAKHA	64,425.00	64,425.00
125.01	DRUG REGULATORY AUTHORITY	417,918.80	417,918.80
126.01	TOURISM COUNCIL OF BHUTAN	3,282,482.01	3,282,482.01
127.01	NATIONAL COMMISSION FOR WOMEN & CHILDREN	713,153.40	713,153.40
202.01	MINISTRY OF FINANCE	19,662,278.17	19,662,278.17
201.01	MINISTRY OF HOME & CULTURAL AFFAIRS	31,353,373.81	31,353,373.81
203.01	MINISTRY OF FOREIGN AFFAIRS	12,045,580.56	12,045,580.56
204.01	MINISTRY OF AGRICULTURE & FORESTS	57,617,655.01	57,617,655.01
205.01	MINISTRY OF ECONOMIC AFFAIRS	14,854,623.46	14,854,623.46
128.01	ROYAL EDUCATION COUNCIL	1,705,872.83	1,705,872.83

129.01	BHUTAN COUNCIL FOR SCHOOL EXAMINATION & ASSESSMENT	756,697.31	756,697.31
130.01	ROYAL PRIVY COUNCIL	659,307.00	659,307.00
		<b>858,607,055.53</b>	<b>858,587,458.53</b>

**Schedule 9- Schedule Of Miscellaneous Receipts and Payments for the FY 2011-2012**

<b>AUCode</b>	<b>AuName</b>	<b>"Annual Progressive Receipts (Nu.)"</b>	<b>"Annual Progressive Payments (Nu.)"</b>
119.01	ROYAL INSTITUTE OF MANAGEMENT	33,000.00	5,659,725.57
206.01	MINISTRY OF WORKS & HUMAN SETTLEMENT	48,312,841.41	1,667,283,906.94
209.01	MINISTRY OF EDUCATION	41,975,751.70	172,627,438.33
101.01	HIS MAJESTY'S SECRETARIAT	0.00	5,447,022.32
103.01	NATIONAL ASSEMBLY OF BHUTAN	0.00	608,053.07
104.01	NATIONAL COUNCIL OF BHUTAN	41,740.00	11,115,826.50
105.01	COUNCIL FOR RELIGIOUS AFFAIRS	0.00	20,665,091.05
106.01	JUDICIARY	206,301,449.05	38,888,577.00
117.01	GROSS NATIONAL HAPPINESS COMMISSION	1,532,567.29	18,823,162.30
110.01	ROYAL AUDIT AUTHORITY	1,130,784.00	1,849,176.63
107.01	ROYAL CIVIL SERVICE COMMISSION	12,658,220.12	25,964,749.83
113.01	BHUTAN OLYMPIC COMMITTEE	0.00	786,524.83
118.01	NATIONAL ENVIRONMENT COMMISSION	9,206,451.32	14,287,979.91
116.01	CENTRE FOR BHUTAN STUDIES AND GNH RESEARCH	131,682.00	1,030,749.21
111.01	CABINET SECRETARIAT	2,029.00	1,568,287.79
112.01	OFFICE OF THE ATTORNEY GENERAL	0.00	2,286,072.36
210.01	MINISTRY OF LABOUR & HUMAN RESOURCES	7,456,747.81	30,220,423.96
120.01	ROYAL UNIVERSITY OF BHUTAN	9,964,069.78	101,315,165.24
121.01	NATIONAL STATISTICS BUREAU	0.00	1,140,958.15
108.01	ANTI-CORRUPTION COMMISSION	980,688.20	4,323,308.17
109.01	ELECTION COMMISSION OF BHUTAN	0.00	3,450,543.37
122.01	BHUTAN NARCOTIC CONTROL AGENCY	3,996.00	883,428.38
114.01	DZONGKHA DEVELOPMENT COMMISSION	0.00	230.03
115.01	NATIONAL LAND COMMISSION	9,169,372.00	44,570,529.00
124.01	THROMDEYS	8,367.00	7,653,913.20
207.01	MINISTRY OF INFORMATION & COMMUNICATIONS	2,972,252.43	106,729,521.62
401.01	DZONGKHAG ADMINISTRATION, CHHUKHA	6,264,097.72	61,386,666.15
406.01	DZONGKHAG ADMINISTRATION, DAGANA	5,111,199.90	39,534,465.38
407.01	DZONGKHAG ADMINISTRATION, PUNAKHA	11,671,766.50	41,909,043.14
408.01	DZONGKHAG ADMINISTRATION, WANGDUE PHODRANG	375,599.90	28,237,092.55
410.01	DZONGKHAG ADMINISTRATION, SARPANG	4,961,172.07	36,143,483.88
411.01	DZONGKHAG ADMINISTRATION, ZHEMGANG	143,304.00	36,340,692.88
412.01	DZONGKHAG ADMINISTRATION, TONGSA	471,120.13	21,002,646.11

402.01	DZONGKHAG ADMINISTRATION, HAA	3,573,387.00	62,235,026.39
403.01	DZONGKHAG ADMINISTRATION, PARO	1,344,622.45	30,710,024.99
404.01	DZONGKHAG ADMINISTRATION, SAMTSE	3,806,325.11	101,920,665.04
405.01	DZONGKHAG ADMINISTRATION, TSIRANG	620,543.50	17,048,701.70
413.01	DZONGKHAG ADMINISTRATION, LHUENTSE	773,947.00	13,734,896.54
414.01	DZONGKHAG ADMINISTRATION, MONGAR	5,210,798.98	80,591,939.94
409.01	DZONGKHAG ADMINISTRATION, BUMTHANG	615,000.00	16,679,476.58
415.01	DZONGKHAG ADMINISTRATION, PEMA GATSHEL	1,425,551.00	42,477,747.69
416.01	DZONGKHAG ADMINISTRATION, SAMDRUP JONGKHAR	591,150.00	31,424,616.06
417.01	DZONGKHAG ADMINISTRATION, TASHIGANG	1,273,432.00	47,475,769.70
418.01	DZONGKHAG ADMINISTRATION, THIMPHU	1,432,129.00	22,553,550.24
419.01	DZONGKHAG ADMINISTRATION, GASA	157,335.08	16,604,994.53
420.01	DZONGKHAG ADMINISTRATION, TASHI YANGTSE	0.00	27,977,471.86
401.02	SAMPHELING GEWOG, CHHUKHA	0.00	811,719.00
401.03	BONGO GEWOG, CHHUKHA	17,802.00	2,554,037.00
401.04	CHAPCHHA GEWOG, CHHUKHA	0.00	1,125,230.00
401.05	DUNGNA GEWOG, CHHUKHA	0.00	12,014,635.00
401.06	GELING GEWOG, CHHUKHA	0.00	1,057,054.00
401.07	DARLA GEWOG, CHHUKHA	1,078.00	5,724,142.00
401.08	GETANA GEWOG, CHHUKHA	0.00	3,058,496.00
401.09	BJACHHO GEWOG, CHHUKHA	0.00	1,665,405.00
402.02	BJI GEWOG, HAA	3,018.00	2,161,351.00
402.04	SOMBEY GEWOG, HAA	8,377.00	19,195,255.00
402.03	KATSHO GEWOG, HAA	552.00	1,298,443.00
402.05	SAMA GEWOG, HAA	0.00	265,795.00
402.06	IUSU GEWOG, HAA	2,439.00	1,258,780.00
402.07	GAKIDLING GEWOG, HAA	1,000.00	1,380,609.00
403.02	DOBSHARI GEWOG, PARO	40,000.00	542,917.00
403.03	DOGAR GEWOG, PARO	50,500.00	108,500.00
403.04	DOTENG GEWOG, PARO	0.00	156,405.35
403.05	HUNGREL GEWOG, PARO	0.00	17,606.00
403.06	LANGO GEWOG, PARO	0.00	151,661.00
403.07	LUNGYI GEWOG, PARO	0.00	121,413.00
403.08	NAJA GEWOG, PARO	0.00	3,920,000.00
403.09	SHABA GEWOG, PARO	0.00	1,780,933.00
403.10	TSENTO GEWOG, PARO	0.00	979,500.00
403.11	WANGCHANG GEWOG, PARO	21,178.50	382,004.00
404.02	BARA GEWOG, SAMTSE	1,846.00	1,649,091.00

404.03	BIRU GEWOG, SAMTSE	0.00	3,183,970.00
404.04	CHARGHAREY GEWOG, SAMTSE	0.00	3,574,993.00
404.05	CHENGMARI GEWOG, SAMTSE	0.00	2,759,984.00
404.06	DENCHUKHA GEWOG, SAMTSE	0.00	200,000.00
404.07	DOROKHA GEWOG, SAMTSE	0.00	1,449,762.00
404.08	DUMTEOD GEWOG, SAMTSE	0.00	1,989,974.00
404.09	YOEDSELTSEY GEWOG, SAMTSE	0.00	2,071,246.00
404.10	NAMGAYCHHEOLING GEWOG, SAMTSE	0.00	2,549,093.00
404.12	UGYENTSEY GEWOG, SAMTSE	0.00	1,258,711.00
404.13	PUGLI GEWOG, SAMTSE	0.00	3,867,090.00
404.14	SAMTSE GEWOG, SAMTSE	0.00	2,133,733.00
404.15	SIBSU GEWOG, SAMTSE	0.00	376,858.12
404.16	TADING GEWOG, SAMTSE	0.00	1,795,319.00
404.11	TENDU GEWOG, SAMTSE	0.00	2,037,208.00
405.02	BETENI GEWOG, TSIRANG	0.00	317,753.00
405.03	DUNGLAGANG GEWOG, TSIRANG	0.00	734,080.00
405.04	BARSHONG GEWOG, TSIRANG	0.00	603,010.00
405.05	GOSELING GEWOG, TSIRANG	0.00	89,360.00
405.06	RANGTHANGLING GEWOG, TSIRANG	0.00	2,535,507.00
405.07	KILKHORTHANG GEWOG, TSIRANG	0.00	156,058.00
405.08	MENDELGANG GEWOG, TSIRANG	0.00	1,541,990.00
405.09	PATALEY GEWOG, TSIRANG	0.00	291,417.00
405.10	PHUENTENCHHU GEWOG, TSIRANG	0.00	749,334.00
405.11	SHEMJONG GEWOG, TSIRANG	6,062,805.00	6,690,295.00
405.12	TSHOLINGKCHAR GEWOG, TSIRANG	26,499.00	431,215.00
405.13	TSIRANGTEOD GEWOG, TSIRANG	0.00	206,721.00
406.02	DORONA GEWOG, DAGANA	0.00	2,933,092.25
406.03	DUJEYGANG GEWOG, DAGANA	0.00	2,232,663.57
406.04	GESARLING GEWOG, DAGANA	0.00	985,864.22
406.05	GOSHI GEWOG, DAGANA	241,583.00	1,377,800.95
406.06	KANA GEWOG, DAGANA	0.00	1,719,774.58
406.07	KHEBISA GEWOG, DAGANA	0.00	1,195,322.00
406.08	LAJAB GEWOG, DAGANA	0.00	679,029.00
406.09	TRASHIDING GEWOG, DAGANA	0.00	2,075,101.33
406.10	TSENDAGANG GEWOG, DAGANA	204,718.12	1,623,915.02
406.11	TSANGKHA GEWOG, DAGANA	0.00	1,047,865.69
406.12	TSEZA GEWOG, DAGANA	0.00	444,094.82
406.13	KARMALING (DEORALI) GEWOG, DAGANA	0.00	80,419.00
406.14	LHAMOIZINGKHA GEWOG, DAGANA	0.00	837,374.00

406.15	NICHULA GEWOG, DAGANA	0.00	16,445.00
407.02	CHHUBU GEWOG, PUNAKHA	0.00	2,008,134.00
407.03	GOENSHARI GEWOG, PUNAKHA	0.00	153,087.00
407.04	GUMA GEWOG, PUNAKHA	0.00	320,226.00
407.05	KABJISA GEWOG, PUNAKHA	0.00	1,794,475.00
407.06	LIMGBUKHA GEWOG, PUNAKHA	0.00	646,788.00
407.07	SHENGANA GEWOG, PUNAKHA	0.00	324,539.56
407.08	TALO GEWOG, PUNAKHA	0.00	52,971.00
407.09	TEOWANG GEWOG, PUNAKHA	0.00	267,892.00
407.10	DZOMA GEWOG, PUNAKHA	0.00	232,200.00
408.03	DANGCHHU GEWOG, WANGDUE PHODRANG	0.00	4,240,308.00
408.04	DAGA GEWOG, WANGDUE PHODRANG	0.00	704,141.00
408.05	GANGTEOD GEWOG, WANGDUE PHODRANG	0.00	219,508.00
408.06	GASETSHOGONGM GEWOG, WANGDUE PHODRANG	0.00	142,393.00
408.07	GASETSHOWOGM GEWOG, WANGDUE PHODRANG	0.00	637,006.00
408.08	KAZHI GEWOG, WANGDUE PHODRANG	0.00	1,312,714.00
408.09	NAHI GEWOG, WANGDUE PHODRANG	0.00	503,995.00
408.10	NYISHO GEWOG, WANGDUE PHODRANG	0.00	354,965.00
408.11	PHANGYUEL GEWOG, WANGDUE PHODRANG	0.00	136,145.00
408.12	PHOBI GEWOG, WANGDUE PHODRANG	0.00	2,131,318.00
408.13	RUBESA GEWOG, WANGDUE PHODRANG	0.00	227,307.00
408.14	SEPHU GEWOG, WANGDUE PHODRANG	16,376.00	315,804.00
408.15	ATHANG GEWOG, WANGDUE PHODRANG	0.00	477,761.00
408.16	THEDTSHO GEWOG, WANGDUE PHODRANG	0.00	229,574.00
409.02	CHHOEKHOR GEWOG, BUMTHANG	0.00	1,718,871.00
409.03	CHHUMEY GEWOG, BUMTHANG	0.00	570,601.50
409.04	TANG GEWOG, BUMTHANG	0.00	1,523,071.47
409.05	URA GEWOG, BUMTHANG	0.00	752,507.00
410.02	SAMTEYLING GEWOG, SARPANG	0.00	227,967.00
410.03	CHUZARGANG GEWOG, SARPANG	0.00	200,832.10
410.04	DEKIDLNG GEWOG, SARPANG	31,739.00	969,551.78
410.05	DOBAN GEWOG, SARPANG	13,030.00	756,967.88
410.07	GELEGPHU GEWOG, SARPANG	0.00	334,945.17
410.08	HILAY GEWOG, SARPANG	0.00	1,662,324.09
410.09	JIGMEDCHHEOLING GEWOG, SARPANG	0.00	1,082,264.74
410.12	SHOMPANGKHA GEWOG, SARPANG	0.00	1,451,889.76
410.13	SERSHONG GEWOG, SARPANG	0.00	3,621,157.62
410.11	SINGYE GEWOG, SARPANG	0.00	25,976.00



410.10	UMLING GEWOG, SARPANG	0.00	1,054,559.00
410.06	TAREYTHANG GEWOG, SARPANG	0.00	42,761.00
411.02	BARDO GEWOG, ZHEMGANG	0.00	255,043.00
411.04	NANGKOR GEWOG, ZHEMGANG	0.00	238,741.00
411.05	NGANGLA GEWOG, ZHEMGANG	0.00	936,580.00
411.06	PHANGKHAR GEWOG, ZHEMGANG	0.00	46,476.00
411.07	SHINGKAR GEWOG, ZHEMGANG	0.00	57,706.50
411.08	TONG GEWOG, ZHEMGANG	0.00	188,771.00
411.09	GOSHING GEWOG, ZHEMGANG	0.00	90,846.00
412.02	DAGTENG GEWOG, TONGSA	0.00	161,212.00
412.03	KORPHU GEWOG, TONGSA	0.00	422,783.00
412.04	LANGTHEL GEWOG, TONGSA	0.00	110,847.00
412.05	NUBI GEWOG, TONGSA	0.00	662,267.00
412.06	TANGSIBJI GEWOG, TONGSA	0.00	463,854.00
413.02	GANGZUR GEWOG, LHUENTSE	0.00	5,733,045.00
413.03	JAREY GEWOG, LHUENTSE	0.00	5,788,765.05
413.04	KHOMA GEWOG, LHUENTSE	0.00	2,598,499.00
413.05	KURTEOD GEWOG, LHUENTSE	0.00	2,084,397.00
413.06	MINJAY GEWOG, LHUENTSE	39,165.00	656,864.00
413.07	MENBI GEWOG, LHUENTSE	0.00	369,562.00
413.08	METSHO GEWOG, LHUENTSE	0.00	1,911,342.00
413.09	TSENKHAR GEWOG, LHUENTSE	0.00	1,925,868.00
414.02	BALAM GEWOG, MONGAR	0.00	1,173,386.00
414.03	CHHALI GEWOG, MONGAR	0.00	590,235.00
414.04	CHASKHAR GEWOG, MONGAR	0.00	374,366.00
414.05	DAMETSE GEWOG, MONGAR	0.00	161,203.00
414.06	DAYPUNG GEWOG, MONGAR	0.00	190,001.00
414.07	GONGDUE GEWOG, MONGAR	31,152.00	206,619.00
414.08	JURMEY GEWOG, MONGAR	0.00	2,428,544.00
414.09	KENGGHAR GEWOG, MONGAR	0.00	1,132,042.00
414.10	MONGAR GEWOG, MONGAR	0.00	344,009.00
414.11	NGATSHANG GEWOG, MONGAR	0.00	313,120.00
414.12	SALENG GEWOG, MONGAR	0.00	278,000.00
414.13	SHERIMUHUNG GEWOG, MONGAR	0.00	570,995.00
414.14	SILAMBI GEWOG, MONGAR	0.00	423,857.00
414.15	THANGRONG GEWOG, MONGAR	0.00	166,923.00
414.16	TSAKALING GEWOG, MONGAR	37,800.00	531,770.00
414.17	TSAMANG GEWOG, MONGAR	0.00	152,252.00
414.18	NARANG GEWOG, MONGAR	0.00	75,000.00

415.02	CHONGSHING GEWOG, PEMA GATSHEL	0.00	3,790,381.12
415.03	CHHIMUNG GEWOG, PEMA GATSHEL	0.00	638,484.00
415.04	DUNGMIN GEWOG, PEMA GATSHEL	0.00	1,161,602.00
415.05	KHAR GEWOG, PEMA GATSHEL	0.00	1,351,629.00
415.06	SHUMAR GEWOG, PEMA GATSHEL	0.00	738,358.06
415.07	YURUNG GEWOG, PEMA GATSHEL	0.00	1,966,246.44
415.08	ZOBEL GEWOG, PEMA GATSHEL	470.00	576,568.00
415.09	DECHHENLING GEWOG, PEMA GATSHEL	0.00	4,446,881.00
415.10	NORBUGANG GEWOG, PEMA GATSHEL	0.00	625,116.29
415.11	NANONG GEWOG, PEMA GATSHEL	470.00	812,916.21
415.12	CHOEKHORLING GEWOG, PEMA GATSHEL	0.00	1,864,759.00
416.02	PHUENTSHOTHANG GEWOG, SAMDUP JONGKHAR	1,476,270.00	4,588,564.00
416.03	PEMATHANG GEWOG, SAMDUP JONGKHAR	0.00	639,695.00
416.04	GOMDAR GEWOG, SAMDUP JONGKHAR	0.00	2,233,244.53
416.06	LANGCHENPHU GEWOG, SAMDUP JONGKHAR	0.00	1,173,553.13
416.07	LAURI GEWOG, SAMDUP JONGKHAR	0.00	1,469,966.00
416.08	MARTSHALA GEWOG, SAMDUP JONGKHAR	0.00	1,404,251.00
416.10	ORONG GEWOG, SAMDUP JONGKHAR	0.00	777,144.56
416.11	SAMRANG GEWOG, SAMDUP JONGKHAR	0.00	1,082,692.00
416.12	SERTHI GEWOG, SAMDUP JONGKHAR	0.00	353,058.66
416.09	DEWATHANG GEWOG, SAMDUP JONGKHAR	28,742.00	947,651.25
416.05	WANGPHU GEWOG, SAMDUP JONGKHAR	0.00	2,363,160.03
417.02	BARTSHAM GEWOG, TASHIGANG	0.00	1,225,149.00
417.03	BIDUNG GEWOG, TASHIGANG	0.00	1,973,150.00
417.04	KANGLUNG GEWOG, TASHIGANG	0.00	1,124,601.00
417.05	KANGPARA GEWOG, TASHIGANG	0.00	1,607,750.00
417.06	KHALING GEWOG, TASHIGANG	0.00	1,056,562.00
417.07	LUMANG GEWOG, TASHIGANG	0.00	719,651.00
417.08	MERAG GEWOG, TASHIGANG	0.00	1,496,710.00
417.10	PHONGMEY GEWOG, TASHIGANG	0.00	350,000.00
417.11	RADI GEWOG, TASHIGANG	0.00	1,234,464.00
417.12	SAGTENG GEWOG, TASHIGANG	0.00	690,000.00
417.13	SAMKHAR GEWOG, TASHIGANG	0.00	353,831.00
417.14	SHONGPHU GEWOG, TASHIGANG	0.00	486,023.00
417.15	THIMSHING GEWOG, TASHIGANG	0.00	1,579,936.00
417.16	UDZORONG GEWOG, TASHIGANG	0.00	809,813.00
417.09	YANGNYER GEWOG, TASHIGANG	0.00	172,670.00
418.03	CHANG GEWOG, THIMPHU	0.00	1,469,005.80

418.04	DAGALA GEWOG, THIMPHU	0.00	284,877.00
418.05	GANYEY GEWOG, THIMPHU	0.00	2,158,588.00
418.06	KAWANG GEWOG, THIMPHU	0.00	1,367,459.00
418.07	LINGZHI GEWOG, THIMPHU	15,484.00	1,260,543.03
418.08	MEWANG GEWOG, THIMPHU	0.00	3,086,972.24
418.09	NARO GEWOG, THIMPHU	14,800.00	844,480.00
418.02	SOE GEWOG, THIMPHU	0.00	1,916,240.00
419.02	GEONKHAMED GEWOG, GASA	0.00	176,780.46
419.03	GEONKHATEOD GEWOG, GASA	0.00	1,294,075.59
419.04	LAYA GEWOG, GASA	0.00	2,308,088.63
419.05	LUNANA GEWOG, GASA	0.00	3,163,524.45
420.02	BUMDELING GEWOG, TASHI YANGTSE	0.00	2,135,003.00
420.03	JAMKHAR GEWOG, TASHI YANGTSE	0.00	105,800.00
420.04	KHAMDANG GEWOG, TASHI YANGTSE	0.00	340,914.00
420.05	RAMJER GEWOG, TASHI YANGTSE	0.00	1,526,681.00
420.06	TEODTSHO GEWOG, TASHI YANGTSE	0.00	301,385.56
420.07	TONGMIZHANGTSHA GEWOG, TASHI YANGTSE	118,811.00	562,365.00
420.08	YALANG GEWOG, TASHI YANGTSE	0.00	31,340.00
420.09	YANGTSE GEWOG, TASHI YANGTSE	0.00	172,108.00
208.01	MINISTRY OF HEALTH	5,056,803.16	81,481,701.23
401.10	LOKCHINA GEWOG, CHHUKHA	0.00	2,817,540.00
401.11	METAKHA GEWOG, CHHUKHA	0.00	1,371,355.00
401.12	PHUENTSHOLING GEWOG, CHHUKHA	0.00	2,541,646.00
407.11	BAAP GEWOG, PUNAKHA	0.00	139,939.00
407.12	TOEBESA GEWOG, PUNAKHA	0.00	3,333,224.00
126.01	TOURISM COUNCIL OF BHUTAN	6,050,399.62	14,402,777.71
127.01	NATIONAL COMMISSION FOR WOMEN & CHILDREN	1,109,109.00	248,612.95
202.01	MINISTRY OF FINANCE	14,669,856.67	57,266,509.96
201.01	MINISTRY OF HOME & CULTURAL AFFAIRS	7,178,389.91	139,188,178.19
203.01	MINISTRY OF FOREIGN AFFAIRS	198,695,897.33	93,997,077.09
204.01	MINISTRY OF AGRICULTURE & FORESTS	8,427,011.78	121,227,294.44
205.01	MINISTRY OF ECONOMIC AFFAIRS	9,742,695.75	40,322,318.84
128.01	ROYAL EDUCATION COUNCIL	0.00	5,507,730.00
129.01	BHUTAN COUNCIL FOR SCHOOL EXAMINATION & ASSESSMENT	921,696.00	3,188,326.00
	<b>Total Misc. Receipts and Payments :</b>	<b>662,064,054.29</b>	<b>3,898,065,741.68</b>

<b>SCHEDULE 10: SCHEDULE OF RELEASES AGAINST DISHONOURED CHEQUES OF FY 2011-2012</b>			
<b>SL.NO</b>	<b>ACCOUNT NO</b>	<b>ACCOUNT NAME</b>	<b>AMOUNT (in Nu.)</b>
1	106.01/1005	District Court, Punakha	11,721.00
2	106.01/1008	District Court, Paro	16,552.000
3	106.01/1010	District Court, Samtse	1,113.000
4	108.01/1001	Anti-Corruption Commission	1,127.000
5	108.01/2002	Anti-Corruption Commission	9,731.620
6	111.01/1001	Cabinet Secretariat, Thimphu	2,029.000
7	115.01/1001	National Land Commission, Thimphu	904.000
8	116.01/1001	Centre for Bhutan Studies, Thimphu	131,681.840
9	120.01/1001	Royal University of Bhutan , Thimphu	20,700.000
10	120.01/1004	College of Science and Technology	22,208.000
11	120.01/1006	Samtse College of Education	402,458.000
12	120.01/2002	Natural Resources Training Institute, Lobesa	301,570.730
13	122.01/1001	Bhutan Narcotic Control Agency, Thimphu	3,996.000
14	126.01/1002	HTMTI-Construction Project	10,135.000
15	201.01/1001	Ministry of Home and Cultural Affairs, Thimphu	16,364.890
16	201.01/1002	Department of Civil Registration & Census, MoHCA, Thimphu	6600.000
17	201.01/1003	Department of Culture, MoHCA, Thimphu	10050.000
18	201.01/1004	Department of Local Governance, MoHCA	2200.000
19	201.01/1005	Department of Immigration, MoHCA, Thimphu	8600.000
20	201.01/1006	Department of Disaster Management, MoHCA, Thimphu	3000.000
21	201.01/1007	Royal Bhutan Police, HQ	6370.000
22	201.01/1011	Regional Immigration Office, MoHCA, Gelephu	38899.520
23	201.01/1012	Regional Immigration Office, MoHCA, Phuentsholing	1500.000
24	201.01/2014	Support to one Stop Shop Service Delivery under the Department of Local Governance, Ministry of Home & Cultural Affairs	410880.600
25	202.01/1001	Ministry of Finance Secretariat, Thimphu	1170188.000
26	202.01/1002	Department of Public Accounts	118288.000
27	202.01/1010	Regional Revenue & Customs Office, S/Jongkhar	38200.000
28	202.01/1011	Regional Revenue & Customs Office, Samtse	25021.500
29	202.01/1012	Regional Revenue & Customs Office, Paro	1911.000
30	202.01/2004	Department of National Budget, Ministry of Finance, Thimphu	1776740.000
31	203.01/1001	Ministry of Foreign Affairs, Thimphu	42887.000
32	204.01/1002	Department of Agriculture, MoA, Thimphu	147000.000
33	204.01/1003	Department of Livestock, MoA, Thimphu	37734.000

SL.NO	ACCOUNT NO	ACCOUNT NAME	AMOUNT (in Nu.)
34	204.01/1007	National Biodiversity Centre, Serbithang	17128.000
35	204.01/1013	Royal Vety. Epidemiology Centre, Serbithang	248608.140
36	204.01/1037	Jigme Singye Wangchuk National Park, Trongsa	786.000
37	204.01/1039	Jigme Dorji National Park, Gasa	70890.000
38	204.01/1041	Thrumshingla National Park, Ura, Bumthang	3800.000
39	204.01/1042	Divisional Forest Office, Gedu	4681.000
40	204.01/1049	Divisional Forest Office, Mongar	4802.000
41	204.01/1056	RNR-Research Centre, Bajo	26285.000
42	204.01/1060	National Seed Centre, Paro	3359.000
43	204.01/2007	GOI & AMMEPP Projects, MoA, Thimphu	56528.000
44	204.01/2013	S/thening of Livestock Dev. Initiative, DoL	11400.000
45	205.01/1003	Department of Geology & Mines, MTEA, Thimphu	357005.000
46	206.01/1001	Secretariat, Ministry of Works & Human Settlement, Thimphu	632582.820
47	206.01/1002	Department of Roads, Thimphu	119516.000
48	206.01/2016	Suspension Bridge Program-Phase-V, DOR, Thimphu	1396.000
49	207.01/1002	Department of Civil Aviation	620011.300
50	207.01/1007	Department of Information & Technology	41095.500
51	207.01/2001	Department of Information Technology, MoIC, Thimphu	1076609.740
52	208.01/1006	Central Regional Referral Hospital, Gelephu	2876.000
53	208.01/1010	Phuentsholing General Hospital	48010.720
54	208.01/2016	International Assistance, Ministry of Health, Thimphu	32762.000
55	208.01/2017	UNICEF Assisted Projects, Ministry of Health, Thimphu	4675.000
56	209.01/1003	Department of School Education, MoE, Thimphu	4242.000
57	210.01/1003	Bhutan Vocational Qualification Authority, Thimphu	9000.000
58	210.01/1005	Department of Employment, MoLHR	8100.000
59	210.01/1010	Vocational Training Institute, Khuruthang, Punakha	5345.000
60	210.01/2005	Institutional Strengthening of the Ministry of Labor and Human Resources, Thimphu	3744.000
61	401.01/1001	Dzongkhag Administration, Chhukha	86389.000
62	401.01/1002	Phuentsholing Drungkhag	1227813.000
63	401.01/1003	Dzong Construction Project, Chhukha	23253.000
64	401.03/1001	Bongo Geog, Chhuka	17802.000
65	401.07/1001	Darla Geog, Chhuka	1078.000
66	403.01/1001	Dzongkhag Administration, Paro	7566.000
67	403.02/1001	Dobshari Geog, Paro Dzongkhag	27836.000
68	403.03/1001	Dogar Geog, Paro Dzongkhag	50500.000

SL.NO	ACCOUNT NO	ACCOUNT NAME	AMOUNT (in Nu.)
69	403.11/1001	Wangchang Geog, Paro Dzongkhag	21178.500
70	404.01/1001	Dzongkhag Administration, Samtse	2654381.510
71	404.02/1001	Bara Geog, Samtse Dzongkhag	1846.000
72	405.01/1001	Dzongkhag Administration, Tsirang	8614.000
74	406.05/1001	Goshi Geog, Dagana Dzongkhag	241583.000
75	406.08/1001	Lajab Geog, Dagana Dzongkhag	30000.000
76	406.10/1001	Tshendaygang Geog, Dagana Dzongkhag	204718.120
77	407.01/1001	Dzongkhag Administration, Punakha	3924051.000
78	408.08/1001	Kashi Geog, Wangdue Phodrang Dzongkhag	905.000
79	409.01/1001	Dzongkhag Administration, Bumthang	15000.000
80	410.01/1001	Dzongkhag Administration, Sarpang	8930.760
81	410.01/1002	Dungkhag Administration, Gelephu	43253.420
82	410.04/1001	Dekiling Geog, Sarpang Dzongkhag	29772.000
83	410.05/1001	Doeban Geog, Sarpang Dzongkhag	13030.000
84	411.01/1001	Dzongkhag Administration, Zhemgang	5400.000
85	412.01/1001	Dzongkhag Administration, Trongsa	323702.000
86	413.01/1001	Dzongkhag Administration, Lhuentse	182152.000
87	413.06/1001	Minjay Geog, Lhuentse Dzongkhag	39165.000
88	414.01/1001	Dzongkhag Administration, Mongar	1174821.990
89	414.16/1001	Tsakaling Geog, Mongar Dzongkhag	37800.000
90	415.08/1001	Zobel Geog, Pema Gatsel Dzongkhag	470.000
91	415.11/1001	Nanong Gewog, Pemagatshel Dzongkhag	470.000
92	416.02/1001	Phuntshothang Geog, Samdrup Jongkhar Dzongkhag	1476270.000
93	416.09/1001	Deothang Geog, S/Jongkhar Dzongkhag	28742.000
94	417.01/1001	Dzongkhag Administration, Trashigang	84815.000
95	418.01/1001	Dzongkhag Administration, Thimphu	26900.000
96	418.07/1001	Lingshi Geog, Thimphu Dzongkhag	15484.000
97	418.09/1001	Naro Geog, Thimphu Dzongkhag	14800.000
98	419.01/1001	Dzongkhag Administration, Gasa	158135.080
<b>TOTAL</b>			<b>20422227.300</b>

**SCHEDULE 11.1: SCHEDULE OF DECREASE AND INCREASE IN ADVANCES/SUSPENSE**

<b>AuCode</b>	<b>AuName</b>	<b>Receipts</b>	<b>Payments</b>
101.01	HIS MAJESTY'S SECRETARIAT	9,291,759.00	7,936,763.00
102.01	HIS MAJESTY'S SECRETARIAT (4TH KING)	324,000.00	324,000.00
103.01	NATIONAL ASSEMBLY OF BHUTAN	7,735,975.36	7,292,444.68
104.01	NATIONAL COUNCIL OF BHUTAN	15,541,616.23	3,678,733.23
105.01	COUNCIL FOR RELIGIOUS AFFAIRS	471,077,956.89	519,511,965.17
106.01	JUDICIARY	278,226,795.32	358,202,285.92
107.01	ROYAL CIVIL SERVICE COMMISSION	25,454,221.67	25,361,196.79
108.01	ANTI-CORRUPTION COMMISSION	11,254,588.70	8,670,934.00
109.01	ELECTION COMMISSION OF BHUTAN	199,935,377.98	112,561,631.14
110.01	ROYAL AUDIT AUTHORITY	10,006,587.25	23,443,019.94
111.01	CABINET SECRETARIAT	17,017,476.89	15,920,620.01
112.01	OFFICE OF THE ATTORNEY GENERAL	5,878,976.50	100,000.00
113.01	BHUTAN OLYMPIC COMMITTEE	11,903,337.77	13,865,844.77
114.01	DZONGKHA DEVELOPMENT COMMISSION	4,403,913.23	4,589,463.00
115.01	NATIONAL LAND COMMISSION	84,456,476.92	118,871,971.00
116.01	CENTRE FOR BHUTAN STUDIES AND GNH RESEARCH	15,958.00	15,958.00
117.01	GROSS NATIONAL HAPPINESS COMMISSION	17,082,249.86	17,021,148.86
118.01	NATIONAL ENVIRONMENT COMMISSION	15,751,439.24	18,880,297.70
119.01	ROYAL INSTITUTE OF MANAGEMENT	14,064,933.37	15,464,592.00
120.01	ROYAL UNIVERSITY OF BHUTAN	245,921,418.09	202,406,107.30
121.01	NATIONAL STATISTICS BUREAU	6,870,785.21	8,708,330.76
122.01	BHUTAN NARCOTIC CONTROL AGENCY	3,526,580.21	2,598,580.21
123.01	BHUTAN INFORMATION COMMUNICATION MEDIA AUTHORITY	1,570,512.02	1,571,688.62
124.01	THROMDEYS	41,836,196.03	36,435,355.73
125.01	DRUG REGULATORY AUTHORITY	2,894,648.00	2,894,648.00
126.01	TOURISM COUNCIL OF BHUTAN	50,278,685.96	79,081,538.08
127.01	NATIONAL COMMISSION FOR WOMEN & CHILDREN	10,227,265.96	14,361,525.46
128.01	ROYAL EDUCATION COUNCIL	13,935,718.71	14,510,718.71
129.01	BHUTAN COUNCIL FOR SCHOOL EXAMINATION & ASSESSMENT	19,834,520.00	19,854,100.80
130.01	ROYAL PRIVY COUNCIL	238,092.00	290,185.00
201.01	MINISTRY OF HOME & CULTURAL AFFAIRS	388,717,040.01	361,975,473.00
202.01	MINISTRY OF FINANCE	289,851,928.96	346,017,737.54
203.01	MINISTRY OF FOREIGN AFFAIRS	106,814,397.75	105,146,447.19
204.01	MINISTRY OF AGRICULTURE & FORESTS	475,959,190.49	506,154,421.80
205.01	MINISTRY OF ECONOMIC AFFAIRS	55,484,464.25	69,612,484.61
206.01	MINISTRY OF WORKS & HUMAN SETTLEMENT	3,414,364,534.57	3,648,330,691.51
207.01	MINISTRY OF INFORMATION & COMMUNICATIONS	892,759,744.46	597,724,538.62

208.01	MINISTRY OF HEALTH	254,123,737.52	313,329,175.08
209.01	MINISTRY OF EDUCATION	526,349,999.59	410,458,785.57
210.01	MINISTRY OF LABOUR & HUMAN RESOURCES	137,968,309.79	118,213,137.56
401.01	DZONGKHAG ADMINISTRATION, CHHUKHA	128,386,518.45	93,884,646.26
401.02	SAMPHELING GEWOG, CHHUKHA	5,397,768.00	5,368,719.92
401.03	BONGO GEWOG, CHHUKHA	4,861,175.00	3,253,802.00
401.04	CHAPCHHA GEWOG, CHHUKHA	4,178,760.00	3,613,616.00
401.05	DUNGNA GEWOG, CHHUKHA	18,795,638.00	8,408,336.00
401.06	GELING GEWOG, CHHUKHA	1,822,287.56	1,306,269.16
401.07	DARLA GEWOG, CHHUKHA	8,324,008.28	3,108,248.00
401.08	GETANA GEWOG, CHHUKHA	4,289,747.00	3,195,249.00
401.09	BJACHHO GEWOG, CHHUKHA	4,601,736.00	2,523,399.00
401.10	LOKCHINA GEWOG, CHHUKHA	13,850,158.00	15,365,694.00
401.11	METAKHA GEWOG, CHHUKHA	4,445,261.00	8,749,614.00
401.12	PHUENTSHOLING GEWOG, CHHUKHA	8,267,922.00	7,106,810.00
402.01	DZONGKHAG ADMINISTRATION, HAA	105,601,777.61	88,691,763.00
402.02	BJI GEWOG, HAA	2,634,662.00	1,640,610.00
402.03	KATSHO GEWOG, HAA	2,734,098.00	1,552,900.00
402.04	SOMBEY GEWOG, HAA	19,753,819.00	575,940.00
402.05	SAMA GEWOG, HAA	1,836,057.00	1,715,954.00
402.06	IUSU GEWOG, HAA	2,910,063.00	1,796,723.00
402.07	GAKIDLING GEWOG, HAA	2,701,449.00	1,528,102.00
403.01	DZONGKHAG ADMINISTRATION, PARO	68,003,908.83	72,262,694.80
403.02	DOBSHARI GEWOG, PARO	3,387,081.00	3,152,000.00
403.03	DOGAR GEWOG, PARO	1,157,300.00	1,149,800.00
403.04	DOTENG GEWOG, PARO	402,155.35	371,650.00
403.05	HUNGREL GEWOG, PARO	171,866.00	154,260.00
403.06	LANGO GEWOG, PARO	306,661.00	155,000.00
403.07	LUNGNYI GEWOG, PARO	613,743.40	492,330.40
403.08	NAJA GEWOG, PARO	8,291,657.20	5,141,657.20
403.09	SHABA GEWOG, PARO	3,109,448.00	1,155,500.00
403.10	TSENTO GEWOG, PARO	1,954,500.00	1,050,000.00
403.11	WANGCHANG GEWOG, PARO	2,389,607.00	2,329,679.00
404.01	DZONGKHAG ADMINISTRATION, SAMTSE	160,685,240.26	158,265,527.36
404.02	BARA GEWOG, SAMTSE	3,783,399.00	2,599,670.66
404.03	BIRU GEWOG, SAMTSE	4,515,225.00	2,089,033.00
404.04	CHARGHAREY GEWOG, SAMTSE	4,196,561.00	812,275.00
404.05	CHENGMARI GEWOG, SAMTSE	4,880,179.00	2,891,863.00
404.06	DENCHUKHA GEWOG, SAMTSE	728,513.00	1,046,513.00
404.07	DOROKHA GEWOG, SAMTSE	2,115,182.00	2,011,008.07



404.08	DUMTEOD GEWOG, SAMTSE	2,064,083.00	1,612,560.00
404.09	YOEDSELTSEY GEWOG, SAMTSE	2,733,019.00	1,560,344.00
404.10	NAMGAYCHHEOLING GEWOG, SAMTSE	3,709,611.00	1,857,300.00
404.11	TENDU GEWOG, SAMTSE	3,775,246.00	2,408,038.00
404.12	UGYENTSEY GEWOG, SAMTSE	2,714,119.00	3,018,843.00
404.13	PUGLI GEWOG, SAMTSE	5,079,978.00	3,371,416.00
404.14	SAMTSE GEWOG, SAMTSE	3,792,588.00	2,204,271.00
404.15	SIBSU GEWOG, SAMTSE	953,900.00	2,505,606.00
404.16	TADING GEWOG, SAMTSE	3,636,588.00	1,681,998.50
405.01	DZONGKHAG ADMINISTRATION, TSIRANG	34,023,976.53	34,196,440.70
405.02	BETENI GEWOG, TSIRANG	706,572.00	400,795.00
405.03	DUNGLAGANG GEWOG, TSIRANG	1,824,716.81	2,652,016.81
405.04	BARSHONG GEWOG, TSIRANG	1,200,447.00	670,558.00
405.05	GOSELING GEWOG, TSIRANG	413,847.00	952,807.00
405.06	RANGTHANGLING GEWOG, TSIRANG	3,465,873.00	1,570,037.00
405.07	KILKHORTHANG GEWOG, TSIRANG	660,895.00	681,744.00
405.08	MENDELGANG GEWOG, TSIRANG	2,600,725.00	4,920,421.00
405.09	PATALEY GEWOG, TSIRANG	1,424,869.00	1,260,514.00
405.10	PHUENTENCHHU GEWOG, TSIRANG	3,288,458.00	2,293,459.00
405.11	SHEMJONG GEWOG, TSIRANG	13,534,373.00	7,453,412.00
405.12	TSHOLINGKCHAR GEWOG, TSIRANG	1,188,617.00	927,005.00
405.13	TSIRANGTEOD GEWOG, TSIRANG	857,719.00	836,930.00
406.01	DZONGKHAG ADMINISTRATION, DAGANA	79,521,363.80	86,615,316.76
406.02	DORONA GEWOG, DAGANA	5,925,407.25	3,611,665.00
406.03	DUJEYGANG GEWOG, DAGANA	3,400,465.48	436,013.10
406.04	GESARLING GEWOG, DAGANA	2,145,599.22	281,799.39
406.05	GOSHI GEWOG, DAGANA	1,010,706.95	512,079.27
406.06	KANA GEWOG, DAGANA	2,426,209.97	1,484,058.75
406.07	KHEBISA GEWOG, DAGANA	3,454,912.00	3,045,315.54
406.08	LAJAB GEWOG, DAGANA	1,529,029.00	2,503,749.00
406.09	TRASHIDING GEWOG, DAGANA	2,091,401.33	506,887.33
406.10	TSENDAGANG GEWOG, DAGANA	1,523,686.72	165,387.19
406.11	TSANGKHA GEWOG, DAGANA	1,302,022.19	1,574,837.50
406.12	TSEZA GEWOG, DAGANA	1,450,865.82	1,072,788.00
406.13	KARMALING (DEORALI) GEWOG, DAGANA	381,019.00	310,000.00
406.14	LHAMOIZINGKHA GEWOG, DAGANA	1,933,392.00	1,586,010.00
406.15	NICHULA GEWOG, DAGANA	175,281.00	173,013.00
407.01	DZONGKHAG ADMINISTRATION, PUNAKHA	70,526,824.96	74,090,697.80
407.02	CHHUBU GEWOG, PUNAKHA	5,490,918.00	2,085,378.50
407.03	GOENSHARI GEWOG, PUNAKHA	1,526,937.00	1,388,000.00

407.04	GUMA GEWOG, PUNAKHA	1,001,726.00	1,161,220.00
407.05	KABJISA GEWOG, PUNAKHA	3,067,729.42	1,806,887.95
407.06	LIMGBUKHA GEWOG, PUNAKHA	2,697,110.00	2,294,116.00
407.07	SHENGANA GEWOG, PUNAKHA	3,457,480.56	3,195,331.87
407.08	TALO GEWOG, PUNAKHA	1,509,071.00	1,778,207.65
407.09	TEOWANG GEWOG, PUNAKHA	3,682,780.00	3,589,372.00
407.10	DZOMA GEWOG, PUNAKHA	1,779,252.00	1,272,104.00
407.11	BAAP GEWOG, PUNAKHA	1,599,391.00	2,585,716.00
407.12	TOEBESA GEWOG, PUNAKHA	5,236,202.00	2,580,172.00
408.01	DZONGKHAG ADMINISTRATION, WANGDUE PHODRANG	81,431,124.42	75,642,729.65
408.02	BJENA GEWOG, WANGDUE PHODRANG	156,265.00	562,911.52
408.03	DANGCHHU GEWOG, WANGDUE PHODRANG	4,431,288.00	719,727.00
408.04	DAGA GEWOG, WANGDUE PHODRANG	1,594,560.00	894,560.00
408.05	GANGTEOD GEWOG, WANGDUE PHODRANG	832,400.00	628,819.00
408.06	GASETSHOGONGM GEWOG, WANGDUE PHODRANG	1,021,196.00	1,282,389.00
408.07	GASETSHOWOGM GEWOG, WANGDUE PHODRANG	2,453,327.00	2,335,047.00
408.08	KAZHI GEWOG, WANGDUE PHODRANG	1,573,314.00	805,375.00
408.09	NAHI GEWOG, WANGDUE PHODRANG	143,530.00	335,280.00
408.10	NYISHO GEWOG, WANGDUE PHODRANG	2,024,562.00	1,707,381.00
408.11	PHANGYUEL GEWOG, WANGDUE PHODRANG	893,920.00	887,419.00
408.12	PHOBI GEWOG, WANGDUE PHODRANG	3,399,069.00	1,276,693.00
408.13	RUBESA GEWOG, WANGDUE PHODRANG	1,095,528.00	884,900.00
408.14	SEPHU GEWOG, WANGDUE PHODRANG	613,462.00	435,709.00
408.15	ATHANG GEWOG, WANGDUE PHODRANG	4,613,072.00	6,445,082.00
408.16	THEDTSHO GEWOG, WANGDUE PHODRANG	1,115,231.00	1,203,740.00
409.01	DZONGKHAG ADMINISTRATION, BUMTHANG	64,953,238.67	69,379,081.59
409.02	CHHOEKHOR GEWOG, BUMTHANG	2,903,571.00	1,775,569.00
409.03	CHHUMEY GEWOG, BUMTHANG	3,745,461.00	3,845,521.00
409.04	TANG GEWOG, BUMTHANG	2,223,875.47	14,917,685.00
409.05	URA GEWOG, BUMTHANG	2,809,801.00	2,310,288.00
410.01	DZONGKHAG ADMINISTRATION, SARPANG	70,881,198.52	63,660,782.28
410.02	SAMTEYLING GEWOG, SARPANG	563,876.00	488,835.00
410.03	CHUZARGANG GEWOG, SARPANG	1,373,477.10	1,466,246.64
410.04	DEKIDLNG GEWOG, SARPANG	2,016,743.78	1,217,048.90
410.05	DOBAN GEWOG, SARPANG	49,639,422.59	48,909,760.71
410.06	TAREYTHANG GEWOG, SARPANG	230,761.00	287,567.00
410.07	GELEGPU GEWOG, SARPANG	1,916,080.47	2,121,732.30
410.08	HILAY GEWOG, SARPANG	2,174,861.09	587,093.00
410.09	JIGMEDCHHEOLING GEWOG, SARPANG	3,599,906.24	2,466,925.69

410.10	UMLING GEWOG, SARPANG	2,813,143.00	2,638,346.00
410.11	SINGYE GEWOG, SARPANG	352,750.00	1,241,052.00
410.12	SHOMPANGKHA GEWOG, SARPANG	2,844,664.14	1,510,705.80
410.13	SERSHONG GEWOG, SARPANG	5,172,242.62	2,971,815.97
411.01	DZONGKHAG ADMINISTRATION, ZHEMGANG	80,628,729.54	74,211,397.91
411.02	BARDO GEWOG, ZHEMGANG	1,697,562.00	1,925,629.73
411.03	BJOKA GEWOG, ZHEMGANG	919,771.00	890,355.00
411.04	NANGKOR GEWOG, ZHEMGANG	2,715,710.00	2,804,321.14
411.05	NGANGLA GEWOG, ZHEMGANG	2,739,253.00	2,440,040.00
411.06	PHANGKHAR GEWOG, ZHEMGANG	4,708,476.00	4,708,476.00
411.07	SHINGKHAR GEWOG, ZHEMGANG	1,120,067.00	1,566,812.22
411.08	TONG GEWOG, ZHEMGANG	2,748,112.55	3,735,885.69
411.09	GOSHING GEWOG, ZHEMGANG	2,037,746.00	1,977,996.00
412.01	DZONGKHAG ADMINISTRATION, TONGSA	60,214,978.15	67,221,668.48
412.02	DAGTENG GEWOG, TONGSA	4,280,212.00	4,342,898.00
412.03	KORPHU GEWOG, TONGSA	7,662,524.00	21,969,620.00
412.04	LANGTHEL GEWOG, TONGSA	11,193,643.00	11,523,000.00
412.05	NUBI GEWOG, TONGSA	4,715,417.00	4,108,593.00
412.06	TANGSIBJI GEWOG, TONGSA	15,471,653.00	14,537,522.00
413.01	DZONGKHAG ADMINISTRATION, LHUENTSE	65,675,775.51	70,848,447.63
413.02	GANGZUR GEWOG, LHUENTSE	11,953,543.00	11,400,152.00
413.03	JAREY GEWOG, LHUENTSE	21,866,754.00	18,758,131.00
413.04	KHOMA GEWOG, LHUENTSE	15,219,555.00	15,654,624.00
413.05	KURTEOD GEWOG, LHUENTSE	9,680,702.00	14,699,645.00
413.06	MINJAY GEWOG, LHUENTSE	1,807,909.00	1,286,227.00
413.07	MENBI GEWOG, LHUENTSE	3,200,320.00	4,013,007.00
413.08	METSHO GEWOG, LHUENTSE	8,112,998.00	11,957,740.00
413.09	TSENKHAR GEWOG, LHUENTSE	4,801,655.00	1,365,095.18
414.01	DZONGKHAG ADMINISTRATION, MONGAR	152,800,587.11	175,113,089.55
414.02	BALAM GEWOG, MONGAR	5,466,263.00	5,795,520.00
414.03	CHHALI GEWOG, MONGAR	3,335,007.00	2,308,844.00
414.04	CHASKHAR GEWOG, MONGAR	3,332,207.00	2,957,841.00
414.05	DAMETSE GEWOG, MONGAR	11,131,603.00	10,070,416.00
414.06	DAYPUNG GEWOG, MONGAR	2,263,501.00	2,145,500.00
414.07	GONGDUE GEWOG, MONGAR	4,169,642.00	2,625,073.00
414.08	JURMEY GEWOG, MONGAR	4,365,512.00	2,608,237.00
414.09	KENGKHAR GEWOG, MONGAR	2,927,897.00	2,669,626.00
414.10	MONGAR GEWOG, MONGAR	1,588,777.80	1,561,985.80
414.11	NGATSHANG GEWOG, MONGAR	2,265,911.00	2,345,012.00
414.12	SALENG GEWOG, MONGAR	5,293,265.00	5,147,396.00

414.13	SHERIMUHUNG GEWOG, MONGAR	1,770,352.00	3,965,018.00
414.14	SILAMBI GEWOG, MONGAR	2,277,392.00	2,402,658.00
414.15	THANGRONG GEWOG, MONGAR	2,363,647.00	2,366,039.00
414.16	TSAKALING GEWOG, MONGAR	3,787,317.00	3,708,410.00
414.17	TSAMANG GEWOG, MONGAR	3,082,934.36	3,023,269.36
414.18	NARANG GEWOG, MONGAR	1,077,000.00	1,067,762.00
415.01	DZONGKHAG ADMINISTRATION, PEMA GATSHEL	138,315,080.43	153,374,228.82
415.02	CHONGSHING GEWOG, PEMA GATSHEL	4,415,561.86	312,935.75
415.03	CHHIMUNG GEWOG, PEMA GATSHEL	1,705,836.00	505,438.00
415.04	DUNGMIN GEWOG, PEMA GATSHEL	3,626,378.25	1,108,184.00
415.05	KHAR GEWOG, PEMA GATSHEL	3,873,829.00	4,125,635.00
415.06	SHUMAR GEWOG, PEMA GATSHEL	2,038,820.26	1,742,015.00
415.07	YURUNG GEWOG, PEMA GATSHEL	2,295,075.79	1,709,002.79
415.08	ZOBEL GEWOG, PEMA GATSHEL	7,582,123.20	6,532,664.20
415.09	DECHHENLING GEWOG, PEMA GATSHEL	6,235,328.00	1,217,464.00
415.10	NORBUGANG GEWOG, PEMA GATSHEL	1,870,707.29	2,466,151.98
415.11	NANONG GEWOG, PEMA GATSHEL	4,966,439.00	1,247,953.00
415.12	CHOEKHORLING GEWOG, PEMA GATSHEL	3,393,759.00	1,654,933.00
416.01	DZONGKHAG ADMINISTRATION, SAMDRUP JONGKHAR	191,334,175.15	189,786,884.96
416.02	PHUENTSHOTHANG GEWOG, SAMDUP JONGKHAR	6,033,632.00	6,096,719.00
416.03	PEMATHANG GEWOG, SAMDUP JONGKHAR	2,098,540.00	1,610,923.00
416.04	GOMDAR GEWOG, SAMDUP JONGKHAR	4,898,075.53	3,221,830.95
416.05	WANGPHU GEWOG, SAMDUP JONGKHAR	7,272,467.83	1,848,000.00
416.06	LANGCHENPHU GEWOG, SAMDUP JONGKHAR	3,781,904.13	2,026,351.45
416.07	LAURI GEWOG, SAMDUP JONGKHAR	26,940,625.90	26,280,163.00
416.08	MARTSHALA GEWOG, SAMDUP JONGKHAR	4,140,003.00	1,457,891.00
416.09	DEWATHANG GEWOG, SAMDUP JONGKHAR	1,983,802.25	1,669,490.12
416.10	ORONG GEWOG, SAMDUP JONGKHAR	2,839,003.20	3,207,928.41
416.11	SAMRANG GEWOG, SAMDUP JONGKHAR	1,892,792.00	1,353,100.00
416.12	SERTHI GEWOG, SAMDUP JONGKHAR	2,707,608.00	2,742,566.00
417.01	DZONGKHAG ADMINISTRATION, TASHIGANG	176,034,070.14	172,858,918.86
417.02	BARTSHAM GEWOG, TASHIGANG	2,133,312.00	1,217,049.00
417.03	BIDUNG GEWOG, TASHIGANG	3,381,950.00	1,316,602.00
417.04	KANGLUNG GEWOG, TASHIGANG	3,457,601.00	3,938,146.00
417.05	KANGPARA GEWOG, TASHIGANG	8,398,200.00	7,329,850.00
417.06	KHALING GEWOG, TASHIGANG	2,844,062.00	4,081,687.00
417.07	LUMANG GEWOG, TASHIGANG	2,062,139.00	5,835,918.20
417.08	MERAG GEWOG, TASHIGANG	2,532,742.00	1,036,032.00
417.09	YANGNYER GEWOG, TASHIGANG	4,584,321.12	3,975,213.00

417.10	PHONGMEY GEWOG, TASHIGANG	657,500.00	896,004.00
417.11	RADI GEWOG, TASHIGANG	2,383,955.00	1,202,993.00
417.12	SAGTENG GEWOG, TASHIGANG	2,735,000.00	2,420,000.00
417.13	SAMKHAR GEWOG, TASHIGANG	2,350,077.00	3,642,767.00
417.14	SHONGPHU GEWOG, TASHIGANG	981,423.00	732,067.00
417.15	THIMSHING GEWOG, TASHIGANG	1,765,315.00	211,072.00
417.16	UDZORONG GEWOG, TASHIGANG	4,991,178.00	4,309,192.00
418.01	DZONGKHAG ADMINISTRATION, THIMPHU	45,832,096.16	61,900,178.43
418.02	SOE GEWOG, THIMPHU	2,645,120.00	1,343,936.00
418.03	CHANG GEWOG, THIMPHU	2,098,828.80	1,496,269.52
418.04	DAGALA GEWOG, THIMPHU	469,571.00	1,334,210.00
418.05	GANYEY GEWOG, THIMPHU	3,117,751.00	1,698,796.00
418.06	KAWANG GEWOG, THIMPHU	1,963,109.00	977,251.00
418.07	LINGZHI GEWOG, THIMPHU	1,716,240.03	1,173,327.83
418.08	MEWANG GEWOG, THIMPHU	7,000,451.24	5,876,220.40
418.09	NARO GEWOG, THIMPHU	2,056,978.00	1,072,398.00
419.01	DZONGKHAG ADMINISTRATION, GASA	39,262,392.55	34,475,587.94
419.02	GEONKHAMED GEWOG, GASA	1,000,891.86	1,213,121.05
419.03	GEONKHATEOD GEWOG, GASA	3,135,680.15	1,952,034.96
419.04	LAYA GEWOG, GASA	4,873,232.88	5,102,680.68
419.05	LUNANA GEWOG, GASA	4,467,524.45	1,503,484.56
420.01	DZONGKHAG ADMINISTRATION, TASHI YANGTSE	61,438,398.80	65,126,985.52
420.02	BUMDELING GEWOG, TASHI YANGTSE	3,004,609.00	1,889,333.00
420.03	JAMKHAR GEWOG, TASHI YANGTSE	4,011,020.00	5,083,044.00
420.04	KHAMDANG GEWOG, TASHI YANGTSE	1,230,914.00	5,684,566.00
420.05	RAMJER GEWOG, TASHI YANGTSE	978,509.00	424,009.00
420.06	TEODTSHO GEWOG, TASHI YANGTSE	2,651,503.00	2,519,375.00
420.07	TONGMIZHANGTSHA GEWOG, TASHI YANGTSE	3,966,614.00	3,772,924.00
420.08	YALANG GEWOG, TASHI YANGTSE	367,910.00	1,104,227.00
420.09	YANGTSE GEWOG, TASHI YANGTSE	728,863.00	3,485,398.00
	<b>TOTAL</b>	<b>10,800,164,969.09</b>	<b>10,682,832,157.92</b>

Schedule 11.2: Schedule of personal advances				
AuCode	AuName	Receipts	Payments	Net
101.01	HIS MAJESTY'S SECRETARIAT	455,012.00	405,000.00	50,012.00
102.01	HIS MAJESTY'S SECRETARIAT (4TH KING)	203,000.00	203,000.00	
103.01	NATIONAL ASSEMBLY OF BHUTAN	8,806,107.45	8,431,813.45	374,294.00
104.01	NATIONAL COUNCIL OF BHUTAN	4,880,559.50	4,939,357.50	-58,798.00
105.01	COUNCIL FOR RELIGIOUS AFFAIRS	1,975,684.25	1,940,861.25	34,823.00
106.01	JUDICIARY	5,213,086.00	5,272,533.00	-59,447.00
107.01	ROYAL CIVIL SERVICE COMMISSION	2,579,287.64	2,589,270.64	-9,983.00
108.01	ANTI-CORRUPTION COMMISSION	4,992,544.28	5,457,327.90	-464,783.62
109.01	ELECTION COMMISSION OF BHUTAN	1,659,881.10	2,154,696.60	-494,815.50
110.01	ROYAL AUDIT AUTHORITY	10,198,001.19	10,349,234.18	-151,232.99
111.01	CABINET SECRETARIAT	1,425,735.50	1,265,890.50	159,845.00
112.01	OFFICE OF THE ATTORNEY GENERAL	373,120.00	401,670.00	-28,550.00
113.01	BHUTAN OLYMPIC COMMITTEE	313,422.19	313,422.19	
114.01	DZONGKHA DEVELOPMENT COMMISSION	253,493.00	344,981.00	-91,488.00
115.01	NATIONAL LAND COMMISSION	8,193,019.80	9,424,540.80	-1,231,521.00
116.01	CENTRE FOR BHUTAN STUDIES AND GNH RESEARCH	4,791,324.50	4,791,324.50	
117.01	GROSS NATIONAL HAPPINESS COMMISSION	6,683,366.00	6,546,064.00	137,302.00
118.01	NATIONAL ENVIRONMENT COMMISSION	1,686,364.70	1,156,899.80	529,464.90
119.01	ROYAL INSTITUTE OF MANAGEMENT	507,815.00	507,815.00	
120.01	ROYAL UNIVERSITY OF BHUTAN	173,350.00	173,350.00	
121.01	NATIONAL STATISTICS BUREAU	617,682.00	799,295.00	-181,613.00
122.01	BHUTAN NARCOTIC CONTROL AGENCY	152,641.00	153,653.00	-1,012.00
123.01	BHUTAN INFORMATION COMMUNICATION MEDIA AUTHORITY	1,130,828.00	1,130,828.00	
124.01	THROMDEYS	573,313.00	647,438.00	-74,125.00
125.01	DRUG REGULATORY AUTHORITY	81,000.00	81,000.00	
126.01	TOURISM COUNCIL OF BHUTAN	10,967,632.00	10,145,095.65	822,536.35
127.01	NATIONAL COMMISSION FOR WOMEN & CHILDREN	96,000.00	96,000.00	
128.01	ROYAL EDUCATION COUNCIL	185,210.00	185,210.00	
129.01	BHUTAN COUNCIL FOR SCHOOL EXAMINATION & ASSESSMENT	435,800.00	435,800.00	
130.01	ROYAL PRIVY COUNCIL	649,100.00	649,100.00	
201.01	MINISTRY OF HOME & CULTURAL AFFAIRS	11,383,750.45	13,345,990.95	-1,962,240.50
202.01	MINISTRY OF FINANCE	5,800,747.50	5,844,266.50	-43,519.00

203.01	MINISTRY OF FOREIGN AFFAIRS	7,834,328.79	6,083,275.21	1,751,053.58
204.01	MINISTRY OF AGRICULTURE & FORESTS	38,916,110.15	37,752,472.65	1,163,637.50
205.01	MINISTRY OF ECONOMIC AFFAIRS	16,544,993.72	16,312,395.60	232,598.12
206.01	MINISTRY OF WORKS & HUMAN SETTLEMENT	14,419,137.00	14,477,547.40	-58,410.40
207.01	MINISTRY OF INFORMATION & COMMUNICATIONS	12,095,288.89	11,965,376.49	129,912.40
208.01	MINISTRY OF HEALTH	6,959,256.54	6,620,139.60	339,116.94
209.01	MINISTRY OF EDUCATION	3,925,974.20	3,979,732.60	-53,758.40
210.01	MINISTRY OF LABOUR & HUMAN RESOURCES	7,789,849.67	7,756,082.75	33,766.92
401.01	DZONGKHAG ADMINISTRATION, CHHUKHA	1,918,245.00	1,882,409.00	35,836.00
401.02	SAMPHELING GEWOG, CHHUKHA	20,000.00	20,000.00	
401.03	BONGO GEWOG, CHHUKHA	20,000.00	20,000.00	
401.10	LOKCHINA GEWOG, CHHUKHA	58,000.00	58,000.00	
401.12	PHUENTSHOLING GEWOG, CHHUKHA	25,000.00	25,000.00	
402.01	DZONGKHAG ADMINISTRATION, HAA	4,423,287.00	4,506,826.00	-83,539.00
402.06	IUSU GEWOG, HAA	25,000.00	25,000.00	
402.07	GAKIDLING GEWOG, HAA	30,600.00	30,600.00	
403.01	DZONGKHAG ADMINISTRATION, PARO	1,614,178.00	1,614,178.00	
403.02	DOBSHARI GEWOG, PARO	99,108.00	99,108.00	
403.05	HUNGREL GEWOG, PARO	24,347.00	24,347.00	
403.07	LUNGNYI GEWOG, PARO	10,000.00	10,000.00	
403.10	TSENTO GEWOG, PARO	14,500.00	14,500.00	
403.11	WANGCHANG GEWOG, PARO	30,000.00	30,000.00	
404.01	DZONGKHAG ADMINISTRATION, SAMTSE	3,091,831.00	3,024,644.00	67,187.00
404.02	BARA GEWOG, SAMTSE	45,000.00	45,000.00	
404.11	TENDU GEWOG, SAMTSE	33,000.00	33,000.00	
404.12	UGYENTSEY GEWOG, SAMTSE	15,000.00	15,000.00	
404.15	SIBSU GEWOG, SAMTSE	20,000.00	20,000.00	
405.01	DZONGKHAG ADMINISTRATION, TSIRANG	1,799,963.00	1,790,747.00	9,216.00
405.03	DUNGLAGANG GEWOG, TSIRANG	33,785.00	33,785.00	
405.05	GOSELING GEWOG, TSIRANG	36,347.00	36,347.00	
405.09	PATALEY GEWOG, TSIRANG	5,000.00	5,000.00	
406.01	DZONGKHAG ADMINISTRATION, DAGANA	796,180.00	818,899.00	-22,719.00
406.02	DORONA GEWOG, DAGANA	10,000.00	10,000.00	
406.05	GOSHI GEWOG, DAGANA	15,000.00	15,000.00	
406.06	KANA GEWOG, DAGANA	49,410.00	56,000.00	-6,590.00
406.08	LAJAB GEWOG, DAGANA	12,000.00	12,000.00	

406.10	TSENDAGANG GEWOG, DAGANA	43,000.00	43,000.00	
407.01	DZONGKHAG ADMINISTRATION, PUNAKHA	1,647,539.00	1,613,339.00	34,200.00
407.04	GUMA GEWOG, PUNAKHA	8,000.00	8,000.00	
407.07	SHENGANA GEWOG, PUNAKHA	25,000.00	25,000.00	
407.08	TALO GEWOG, PUNAKHA	30,000.00	30,000.00	
407.11	BAAP GEWOG, PUNAKHA	5,000.00	5,000.00	
407.12	TOEBESA GEWOG, PUNAKHA	28,000.00	25,000.00	3,000.00
408.01	DZONGKHAG ADMINISTRATION, WANGDUE PHODRANG	7,171,959.00	7,142,124.00	29,835.00
408.02	BJENA GEWOG, WANGDUE PHODRANG	13,000.00	13,000.00	
408.06	GASETSHOGONGM GEWOG, WANGDUE PHODRANG	12,364.00	12,444.00	-80.00
408.07	GASETSHOWOGM GEWOG, WANGDUE PHODRANG	52,000.00	52,000.00	
408.10	NYISHO GEWOG, WANGDUE PHODRANG	52,861.00	52,861.00	
408.16	THEDTSHO GEWOG, WANGDUE PHODRANG	62,000.00	67,000.00	-5,000.00
409.01	DZONGKHAG ADMINISTRATION, BUMTHANG	3,708,299.00	3,797,066.00	-88,767.00
409.04	TANG GEWOG, BUMTHANG	20,000.00	20,000.00	
410.01	DZONGKHAG ADMINISTRATION, SARPANG	586,850.00	586,850.00	
410.02	SAMTEYLING GEWOG, SARPANG	30,000.00	30,000.00	
410.06	TAREYTHANG GEWOG, SARPANG	21,000.00	20,890.00	110.00
410.12	SHOMPANGKHA GEWOG, SARPANG	51,049.00	51,049.00	
411.01	DZONGKHAG ADMINISTRATION, ZHEMGANG	1,808,547.00	1,706,034.00	102,513.00
411.08	TONG GEWOG, ZHEMGANG	27,998.00	27,998.00	
412.01	DZONGKHAG ADMINISTRATION, TONGSA	1,207,558.00	1,249,762.00	-42,204.00
412.06	TANGSIBJI GEWOG, TONGSA	23,000.00	20,000.00	3,000.00
413.01	DZONGKHAG ADMINISTRATION, LHUENTSE	1,451,163.00	1,421,398.00	29,765.00
413.08	METSHO GEWOG, LHUENTSE	30,000.00	30,000.00	
414.01	DZONGKHAG ADMINISTRATION, MONGAR	1,927,727.00	1,944,227.00	-16,500.00
414.05	DAMETSE GEWOG, MONGAR	10,000.00	10,000.00	
414.07	GONGDUE GEWOG, MONGAR	11,000.00	15,950.00	-4,950.00
414.08	JURMEY GEWOG, MONGAR	10,000.00	10,000.00	
414.17	TSAMANG GEWOG, MONGAR	27,506.00	27,506.00	
415.01	DZONGKHAG ADMINISTRATION, PEMA GATSHEL	5,296,209.00	5,296,209.00	
415.05	KHAR GEWOG, PEMA GATSHEL	26,000.00	26,000.00	



415.07	YURUNG GEWOG, PEMA GATSHEL	30,450.00	30,450.00	
415.09	DECHHENLING GEWOG, PEMA GATSHEL	16,000.00	16,000.00	
415.12	CHOEKHORLING GEWOG, PEMA GATSHEL	50,000.00	50,000.00	
416.01	DZONGKHAG ADMINISTRATION, SAMDRUP JONGKHAR	1,260,120.00	1,260,120.00	
416.04	GOMDAR GEWOG, SAMDUP JONGKHAR	10,000.00	10,000.00	
416.05	WANGPHU GEWOG, SAMDUP JONGKHAR	24,000.00	24,000.00	
416.09	DEWATHANG GEWOG, SAMDUP JONGKHAR	24,000.00	24,000.00	
416.10	ORONG GEWOG, SAMDUP JONGKHAR	10,000.00	10,000.00	
416.11	SAMRANG GEWOG, SAMDUP JONGKHAR	20,000.00	20,000.00	
417.01	DZONGKHAG ADMINISTRATION, TASHIGANG	608,205.00	618,205.00	-10,000.00
417.09	YANGNYER GEWOG, TASHIGANG	27,000.00	27,000.00	
418.01	DZONGKHAG ADMINISTRATION, THIMPHU	990,205.00	1,023,331.00	-33,126.00
418.03	CHANG GEWOG, THIMPHU	4,850.00	4,850.00	
419.01	DZONGKHAG ADMINISTRATION, GASA	2,410,023.72	2,434,284.72	-24,261.00
420.01	DZONGKHAG ADMINISTRATION, TASHI YANGTSE	1,337,059.00	1,260,159.00	76,900.00
<b>GRAND TOTAL</b>		<b>252,444,139.73</b>	<b>251,597,248.43</b>	<b>846,891.30</b>

**SCHEDULE 12: STATEMENT OF GOVERNMENT CURRENT ACCOUNT DEPOSITS AS ON 30TH JUNE 2012**

<b>Sl.</b>	<b>Account Number</b>	<b>Operating Agency</b>	<b>Bank Branch</b>	<b>" Balance (Nu.) 30/06/2012 "</b>
1	20700435068460022	Bhur Geog	Gelephu	74,089.48
2	20700435068710028	Chuzagang Geog	Gelephu	231,061.93
3	20700435068580024	Gelephu Geog	Gelephu	152,933.03
4	20700435068810022	Jigmeholing Geog	Gelephu	90,815.45
5	20700435068640024	Sershong Geog	Gelephu	282,478.47
6	20700435068520022	Umling Geog	Gelephu	172,357.80
7	20700435068350024	RRCO	Gelephu	10,974,792.64
8	20300435099920019	Ngangla Geog	Gelephu	75,584.44
9	20300435099930012	Phangkhar Geog	Gelephu	18,088.81
10	20300435099910015	Bjoka Geog	Gelephu	106,611.97
11	20300435099940016	Goshing Geog	Gelephu	14,747.50
12	20700435069010021	Royal Court of Justice	Gelephu	1,065,542.59
13	20700435068590028	BAFRA	Gelephu	1,261.21
14	20700435069500020	Panbang Dungkhag	Gelephu	10,508.70
15	20300435110720019	Gelephu Thromdey (Revenue)	Gelephu	7,943,649.53
16	20300435110720020	Gelephu Thromdey	Gelephu	13,152,885.24
17	20701464070870029	Naja Geog	Paro	42,101.87
18	20401464071270042	KR-II-A/C (general)	Paro	7,274,948.50
19	20701464070970024	Horey Geog	Paro	27,063.84
20	20701464070990021	Shaba Geog	Paro	258,606.47
21	20701464071050021	Lungni Geog	Paro	622,697.32
22	20701464070950027	Dogar Geog	Paro	13,336.52
23	20701464071060025	Tsento Geog	Paro	26,904.78
24	20701464070960020	Dotey Geog	Paro	12,683.53
25	20701464070980028	Lango Geog	Paro	105,588.74
26	20701464071320024	Wangcha Geog	Paro	122,752.89
27	20701464071220029	Dobshari Geog	Paro	3,852.10
28	20701464071090026	Municipal Corporation	Paro	3,045,603.63
29	20701464071760027	RRCO	Paro	1,374,317.14
31	20701464071260024	AMC KR-II 2007	Paro	18,391,587.00
32	20301464138480010	Paro college of Education	Paro	7,596,981.00
33	20301464087530034	National Museum	Paro	411,797.00
34	20301464129210011	KR - II 2008 Grant	Paro	21,383,758.00
35	20301464071270054	Japanese Non - Project Grant AID - 2008, AMC	Paro	42,914,098.19
36	20301567011980017	Dragten Geog	Trongsa	128,168.00

37	20301567011990010	Korphu Geog	Trongsa	321,050.85
38	20301567012000012	Langthel Geog	Trongsa	143,961.46
39	20301567012010016	Nubi Geog	Trongsa	99,793.08
40	20301567012020019	Tangbi Geog	Trongsa	10,013.29
41	20301975000110016	BAFRA	Lhuentse	88.09
42	20301975000160014	District Court	Lhuentse	48,155.00
43	20301975000790012	Gangzoor Geog	Lhuentse	290,821.21
44	20301975000800014	Jarey Geog	Lhuentse	120,530.36
45	20301975000810018	Khoma Geog	Lhuentse	157,179.74
46	20301975000820011	Kurtoe Geog	Lhuentse	151,835.30
47	20301975000830015	Minjay Geog	Lhuentse	199,287.78
48	20301975222840019	Menbi Geog	Lhuentse	348,902.34
49	20301975000850012	Metsho Geog	Lhuentse	75,763.22
50	20301975000870019	Tshenkar Geog	Lhuentse	122,199.93
51	20700330003880012	Samjong Thrimki Duensa (District Court)	Samdrupjongkhar	10,386.41
52	20700330004090015	Bakuli Geog	Samdrupjongkhar	107,035.87
53	20700330004100017	Dalim Geog	Samdrupjongkhar	4,666.00
54	20700330004110010	Gomdar Geog	Samdrupjongkhar	113,859.87
55	20700330004120014	Hastinapur Geog	Samdrupjongkhar	4,370.68
56	20700330004130018	Lauri Geog	Samdrupjongkhar	86,533.73
57	20700330004140011	Martshala Geog	Samdrupjongkhar	59,615.88
58	20700330004160019	Orong Geog	Samdrupjongkhar	19,830.00
59	20700330004170012	Samrang Geog	Samdrupjongkhar	3,466.43
60	20700330004180016	Serthi Geog	Samdrupjongkhar	2,373.27
61	20700330004190019	RRCO	Samdrupjongkhar	16,604,308.31
62	20700330004290014	Audit Recoveries	Samdrupjongkhar	780,472.28
63	20700330000520010	Deothang Geog	Samdrupjongkhar	1,071.03
64	20700330000850015	Wangphu Geog	Samdrupjongkhar	6,615.45
65	20400330100570010	Samdrup Jongkhar Thromdey	Samdrupjongkhar	32,215,358.28
66	20400330100580014	Samdrup Jongkhar Thromdey	Samdrupjongkhar	4,473,376.28
67	20302697031180014	Jigme Namgyal polytechnic	Dewathang	5,659,609.05
70	20301669009160019	District Court	Haa	900.00
71	20301669009210016	Bjee Geog	Haa	129,085.37
72	20301669009220019	Katsho Geog	Haa	60,910.99
73	20301669009230013	Sombeykha Geog	Haa	127,592.05
74	20301669009240017	Samar Geog	Haa	3,275.76
75	20301669009250010	Uesu Geog	Haa	88,367.56
76	20301669000130019	BAFRA	Haa	10,013.29

77	20301669000150017	Dzongkhag Account	Haa	115,436.00
78	20301669000470018	Gakiling Geog	Haa	38,211.05
79	20301669000440017	Dzongkha Admn	Haa	5,088,985.59
80	20300110011840104	Dungkhag Court	Phuentsholing	556,535.72
81	20700110013660109	Revenue & Customs	Phuentsholing	98,458,350.42
82	20700110015700103	Education Central Store	Phuentsholing	739,312.03
83	20700110014520106	DOR, Field Division	Phuentsholing	158,717.78
84	20700110019530107	City Corporation	Phuentsholing	83,980,347.33
85	20700110019330108	P/ling City Corporation	Phuentsholing	48,747,195.78
86	20700951027690019	Phuentsholing Geog	Phuentsholing	889,385.02
87	20700951028490016	Lhamoizingkha Geog	Phuentsholing	64,839.45
88	20700951028470019	Lokchina Geog	Phuentsholing	318,935.86
89	20700951028460015	Bajhora Geog	Phuentsholing	741,670.48
90	20700951028500018	Nichu la Geog	Phuentsholing	19,813.84
91	20700951028480012	Deorali Geog	Phuentsholing	19,813.84
92	20300110216100012	College of Science & Technology	Phuentsholing	7,417,964.13
93	20302899000400012	Bumdeling River Bank Protection	Trashiyangtse	2,609.84
94	20302899000410016	Bumdeling Geog	Trashiyangtse	131,003.84
95	20302899000420019	Yangtse Geog	Trashiyangtse	115,517.92
96	20302899000430013	Jamkhar Geog	Trashiyangtse	167,944.48
97	20302899000440017	Khamdang Geog	Trashiyangtse	94,265.24
98	20302899000450010	Ramjar Geog	Trashiyangtse	51,200.37
99	20302899000470018	Teotsho Geog	Trashiyangtse	119,842.66
100	20302899000480011	Tongshang Geog	Trashiyangtse	121,215.56
101	20302899000490015	Yallang Geog	Trashiyangtse	42,098.12
102	20302899000900015	District Court	Trashiyangtse	1,000.00
103	20302899000910019	Urban Dev. Project (T/ Yangtse)	Trashiyangtse	1,022,502.58
104	20302899000920012	Urban Dev. Project (Duksum town)	Trashiyangtse	100,891.00
105	20301771001370017	Bongo Geog	Gedu	266,984.92
106	20301771001380010	Darla Geog	Gedu	300,588.47
107	20301771059500014	Gaeddu College of Business Studies	Gedu	5,026,551.19
108	20300540000770011	Chapcha Geog	Chhukha	164,410.68
109	20300540000780015	Dungna Geog	Chhukha	118,404.32
110	20300540000790019	Gayling Geog	Chhukha	344,339.44
111	20300540000800010	Getena Geog	Chhukha	110,824.74
112	20300540000810014	Jabcho Geog	Chhukha	160,812.13

113	20300540000820018	Metakha Geog	Chhukha	149,271.42
114	20700540000950019	Moenjong Choeten Tshogpa	Chhukha	10,806.00
116	20300848000520019	MSTF, Tsirang	Damphu	120,673.00
117	20300848000530012	Betini Geog	Damphu	75,276.44
118	20300848000540016	Dunglagang Geog	Damphu	151,355.24
119	20300848000550019	Barshong Geog	Damphu	74,668.22
120	20300848000560013	Gosaling Geog	Damphu	112,084.28
121	20300848000570017	Rantthangling Geog	Damphu	87,841.12
122	20300848000580010	Kikhorthang Geog	Damphu	239,874.56
123	20300848000590014	Mendregang Geog	Damphu	151,713.24
124	20300848000600016	Patala Geog	Damphu	149,106.54
125	20300848000610019	Phuentenchu Geog	Damphu	131,048.87
126	20300848000620013	Shemjong Geog	Damphu	147,045.94
127	20300848000630017	Tsholingkhar Geog	Damphu	224,977.90
128	20300848000640010	Tsirang Toe Geog	Damphu	37,383.15
129	20300848000670011	RAA, Tsirang	Damphu	864,125.56
130	20300848001220010	Damphu Municipal Corporation	Damphu	532,603.00
131	20300848000170019	District Court ( escrow money)	Damphu	102,000.00
132	20300848000960011	Dratshang	Damphu	1,115,714.38
133	20700642500330013	District Court	Samtse	120,556.00
134	20700642501150017	Bara Geog	Samtse	89,975.34
135	20700642501160010	Biru Geog	Samtse	155,826.94
136	20700642501170014	Chargharey Geog	Samtse	71,389.15
137	20700642501180018	Chengmari Geog	Samtse	426,306.99
138	20700642501190011	Denchuka Geog	Samtse	27,106.24
139	20700642501200013	Dorokha Geog	Samtse	50,290.57
140	20700642501210017	Dumtoe Geog	Samtse	2,962.33
141	20700642501220010	Ghumuney Geog	Samtse	177,397.49
142	20700642501230014	Lahareni Geog	Samtse	13,881.77
143	20700642501240018	Mayona Geog	Samtse	19,476.32
144	20700642501250011	RRCO	Samtse	3,329,487.56
145	20700642501270019	Nainital Geog	Samtse	123,971.88
146	20700642501280012	Pagli Geog	Samtse	11,986.93
147	20700642501290016	Samtse Geog	Samtse	75,747.80
148	20700642501300018	Sipsoo Geog	Samtse	11,186.54
149	20700642501310011	Tading Geog	Samtse	376,374.16
150	20700642501320015	Tendu geog	Samtse	209,486.25
151	20700642502230019	BAFRA	Samtse	5,217.85

152	20700642593350017	Samtse College of Education	Samtse	1,272,404.09
153	20301873019020011	District Court	Zhemgang	2,812.80
154	20301873019320015	Nangkhor Geog	Zhemgang	41,852.32
155	20301873019330019	Shingkar Geog	Zhemgang	31,805.86
156	20301873019340012	Trong Geog	Zhemgang	61,033.61
157	20301873019410016	Urban Dev- Zhemgang	Zhemgang	2,029,846.51
158	20301873019440017	Urban Dev- Tingtibi	Zhemgang	489,747.76
159	20301873019310011	Bardo Geog (Zhemgang Dzongkhag)	Zhemgang	20,250.00
160	20701361550060013	Bjena Geog	Wangduephodrang	45,199.51
161	20701361550540019	Dangchu Geog	Wangduephodrang	30,400.84
162	20701361550190019	Dakar Geog	Wangduephodrang	81,958.25
163	20701361550380014	Gangtey Geog	Wangduephodrang	88,713.45
164	20701361551180010	Gase Tshogom Geog	Wangduephodrang	40,967.10
165	20701361551190014	Gase Tshowom Geog	Wangduephodrang	52,338.06
166	20701361550110019	Kashi Geog	Wangduephodrang	40,210.37
167	20701361535420014	Nahi Geog	Wangduephodrang	36,510.40
168	20701361550070017	Nisho Geog	Wangduephodrang	242,764.80
169	20701361550690011	Phangyul Geog	Wangduephodrang	16,073.59
170	20701361550550012	Phobjee Geog	Wangduephodrang	187,435.93
171	20701361550120013	Roepa Geog	Wangduephodrang	203,442.92
172	20701361550080010	Sephu Geog	Wangduephodrang	321,001.37
173	20701361550200010	Athang Geog	Wangduephodrang	41,091.20
174	20701361562820016	Thedtsho Geog	Wangduephodrang	3,248.77
175	20701361551730019	Urban Dev. Project	Wangduephodrang	1,421,025.71
176	20701361551570015	District Court	Wangduephodrang	51,399.78
177	20701361535300012	BAFRA	Wangduephodrang	1,002.31
178	20301361550040031	College of Natural Resources	Wangdiphodrang	2,451,499.92
179	20301259000590017	District Court	Bumthang	32,286.90
180	20301259000600019	NH&BSCBP	Bumthang	65,576.77
181	20301259000610012	NFFDP	Bumthang	145,100.23
182	20301259000620016	NFFDP	Bumthang	5,714,522.97
183	20301259000760015	Dzongkhag Agr. Sector	Bumthang	2,002.31
184	20301259000780012	Chhokhor Geog	Bumthang	316,200.16
185	20301259000790016	Chumey Geog	Bumthang	76,140.78
186	20301259000800018	Tang Geog	Bumthang	354,429.12
187	20301259000810011	Ura Geog	Bumthang	15,400.46
188	20301259000840012	Royal Audit Authority	Bumthang	499,798.44
189	20301259000870013	Chhokhor Livestock Dev.	Bumthang	22,000.80

190	20301259001810017	BAFARA	Bumthang	1,000.00
191	20301259002550013	RRCO	Bumthang	1,432,637.93
192	20301259002950011	VTI	Bumthang	73,757.00
193	20301259003090010	Municiple	Bumthang	165,065.10
194	20301259003180011	J.S.W.S Fund	Bumthang	8,708,661.21
195	20302077042230013	District Court	Punakha	4,255.22
196	20302077042260014	Nyenzer gang Lhakhang	Punakha	3,350.82
197	20302077042490014	Promoting Comm. Management Ecotorism	Punakha	1,800.04
198	20302077042620018	Chhubu Geog	Punakha	73,729.61
199	20302077042630011	Goenshari Geog	Punakha	19,481.41
200	20302077042640015	Guma Geog	Punakha	137,496.51
201	20302077042650019	Kabji Geog	Punakha	22,758.50
202	20302077042660012	Limbu Geog	Punakha	8,049.15
203	20302077042670016	Shengana Geog	Punakha	54,120.66
204	20302077042680019	Talo Geog	Punakha	92,499.94
205	20302077042690013	Toewong Geog	Punakha	17,058.26
206	20302077042700015	Zomi Geog	Punakha	56,386.36
207	20302077042710019	Goen Khamey Geog	Punakha	155,667.19
208	20302077042720012	Goen Khatoe Geog	Punakha	38,495.62
209	20302077042730016	Laya Geog	Punakha	149,018.85
210	2030277042740019	Lunana Geog	Punakha	38,345.00
211	20302077042780014	Gasa Tshachhu Welfare Fund	Punakha	1,199.40
212	20302077043620013	Barp Geog	Punakha	436,211.94
213	20302077043750019	Teop Geog	Punakha	194,980.10
215	20300745002240012	District Court	Trashigang	28,220.00
216	20300745000290019	Bartsham Geog	Trashigang	34,517.44
217	20300745000300011	Bidung Geog	Trashigang	159,893.56
218	20300745000310015	Kanglung Geog	Trashigang	97,605.96
219	20300745000320019	Kangpara Geog	Trashigang	137,000.54
220	20300745000330012	Khaling Geog	Trashigang	184,187.24
221	20300745000340016	Lumang Geog	Trashigang	121,809.59
222	20300745000350019	Merak Geog	Trashigang	71,366.74
223	20300745000360013	Phongmey Geog	Trashigang	6,248.24
224	20300745000370017	Radhi Geog	Trashigang	73,371.64
225	20300745000380010	Sakteng Geog	Trashigang	50,198.20
226	20300745000390014	Samkhar Geog	Trashigang	77,805.96
227	20300745000400016	Shongphu Geog	Trashigang	26,360.38
228	20300745000410019	Uzorong Geog	Trashigang	37,777.10

229	20300745000470011	Thrimshing Geog	Trashigang	214,624.10
230	20300745000480015	Yangneer Geog	Trashigang	24,500.66
231	20300745000610019	Urban Dev. Project	Trashigang	394,528.45
232	20300745084770017	Sherubtse college	Trashigang	649,259.64
233	20302391003710029	Dekiling Geog	Sarpang	93,628.25
234	20302391004950029	District Court	Sarpang	135,018.81
235	20302391019730029	Dovan Geog	Sarpang	161,743.45
236	20302391019740023	Hilley Geog	Sarpang	342,496.25
237	20302391019750027	Sarpang Taar Geog	Sarpang	9,010.89
238	20302391019760020	Singhi Geog	Sarpang	97,335.87
239	20302391019770024	Sarpang Dzongkhag MSTF	Sarpang	267,941.00
240	20702391020320025	Tareythang Geog	Sarpang	14,941.26
241	20302493000660019	Trashiding Geog	Dagana	15,992.88
242	20302493000690019	Tseza Geog	Dagana	25,877.40
243	20302493000680016	Tshangkha Geog	Dagana	20,886.16
244	20302493000670012	Tshendagang Geog	Dagana	19,390.94
245	20302493000650015	Lajab Geog	Dagana	27,438.24
246	20302493000640011	Khebisa Geog	Dagana	7,074.80
247	20302493000630018	Kana Geog	Dagana	71,254.87
248	20302493000620014	Goshi Geog	Dagana	74,413.98
249	20302493000610010	Gesarling Geog	Dagana	2,031.95
250	20302493000600017	Drujeygang Geog	Dagana	10,300.90
251	20302493000590015	Dorona Geog	Dagana	9,167.87
252	20302493000530013	District Court	Dagana	1,062.00
253	20702493000700018	Dzongkhag MSTF	Dagana	45,220.00
254	20302179000360010	Chongshing Geog	Pemagatshel	27,348.76
255	20302179000370014	Chimong Geog	Pemagatshel	5,334.40
256	20302179000380018	Dungmin Geog	Pemagatshel	135,213.58
257	20302179000390011	Khar Geog	Pemagatshel	24,128.66
258	20302179000400013	Shumar Geog	Pemagatshel	156,858.88
259	20302179000410017	Yurung Geog	Pemagatshel	15,267.74
260	20302179000420010	Zobei Geog	Pemagatshel	36,486.26
261	20302179000110013	Nanong Geog	Pemagatshel	27,872.70
264	20300220290710014	High Court	Thimphu	1,699,403.90
265	20300220290830016	Audit Recoveries Account	Thimphu	31,423,174.54
266	20300220291100019	District Court	Thimphu	1,598,423.90
268	20300220293060017	Sales proceeds PF Books, National Library	Thimphu	2,546,320.16
269	20300220293150018	Royal Dance Academy	Thimphu	433,729.52
271	20300220295590011	Football Federation Account	Thimphu	8,977,927.28



272	20300220295890015	Department of Revenue and Customs	Thimphu	8,274,707.71
273	20300220483770010	University Development Fund A/c (RUB)	Thimphu	25,516,191.77
274	20300220351340011	Soe Geog	Thimphu	103,838.89
275	20300220351370012	Naro Geog	Thimphu	127,898.96
276	20300220351410015	Geney Geog	Thimphu	44,028.04
277	20300220351420019	Chang geog	Thimphu	794.65
278	20300220351430012	Mewang Geog	Thimphu	257,536.72
279	20300220351440016	Kawang Geog	Thimphu	483,841.74
280	20300220351450019	Dagala Geog	Thimphu	49,644.00
281	20300220351460013	Lingzhi Geog	Thimphu	152,955.75
282	20300220351870015	International Potato programme	Thimphu	24,598.18
283	20400220351350014	City Corporation	Thimphu	131,950,685.38
284	20700220263080010	National Land Commission Secretariat	Thimphu	4,712,135.38
285	20700220260500018	Office of the Attorney General	Thimphu	1,100.00
286	20300220512480014	Bhutan Access & Benefit Sharing Fund (MoA)	Thimphu	950,572.23
287	20300220578540017	Rajgir Temple Project, Department of Cultural Affairs	Thimphu	2,058,435.00
288	20700220575600017	Earthquake Soelra Account, MoF	Thimphu	500,000.00
289	20300220525800019	Escrow Account, Anti-Corruption Commission	Thimphu	1,607,440.00
290	20700220569150014	Suprem Court	Thimphu	
291	20700220556340013	Royal Institute of Health Sciences	Thimphu	3,612,486.87
292	20700220556370014	National Institute of Traditional medicine	Thimphu	808,078.33
293	20700220556380018	Institute of Language and Cultural Studies	Thimphu	268,808.51
294	20300220616000018	Mini Dairy Plant Wangchutaba, National Livestock Breeding Programme, Yusipang	Thimphu	155,733.07
295	20301155001170018	Balam Geog	Mongar	18,937.04
296	20301155001180011	Chali Geog	Mongar	124,515.83
297	20301155001190015	Chaskar Geog	Mongar	34,738.00
298	20301155001200017	Drametse Geog	Mongar	4,639.40
299	20301155001210010	Drepong Geog	Mongar	15,626.58
300	20301155001220014	Gongdue Geog	Mongar	6,648.66
301	20301155001230018	Jurmey Geog	Mongar	139,155.12

302	20301155001240011	Kengkhar Geog	Mongar	63,710.70
303	20301155001250015	Monggar Geog	Mongar	
304	20301155001260019	Ngatshang Geog	Mongar	11,088.16
305	20301155001270012	Saling Geog	Mongar	5,657.44
306	20301155001280016	Sherimung Geog	Mongar	508.40
307	20301155001290019	Silambi Geog	Mongar	85,978.70
308	20301155001300011	Thangrong Geog	Mongar	25,081.08
309	20301155001310015	Tsakaling Geog	Mongar	182,325.26
310	20301155001320019	Tsamang Geog	Mongar	7,576.46
311	20701155002790014	Narang Geog	Mongar	35,070.36
312	20301155001750018	EODP	Mongar	1,356,621.78
313	20301155002380016	BAFRA	Mongar	2,804.15
314	20301155002470017	RRCO	Mongar	4,756,686.26
315	20301155003100013	Monggar Municipal Corporation	Mongar	760,056.00
<b>TOTAL</b>				735,065,101.63

Schedule 13: Tax Revenue, FY 2011-2012, DETAILS OF NATIONAL REVENUE : FY 2011-2012										
Sl. No	Source of Revenue	2010-11 (Actual Gross)	Refund (2010-11)	2010-11 (Net Revenue)	2011-12 (Actual Gross)	Refund (2011-12)	2011-12 (Net Revenue)	Net (+) or (-) Nu.	Net (+) or (-) %	% over Total Revenue
A	Tax Revenue									
I	Direct Tax	8,164,157	138,576	8,025,581	9,145,616	158,574	8,987,042	961,461	11.98	61.23
1	Corporate Income Tax	5,109,892		5,109,892	5,186,472	0,378	5,186,094	76,202	1.49	35.34
1.1	DHI	1,372,455		1,372,455	1,327,613		1,327,613	(44,842)	(3.27)	9.05
1.2	DGPCL	1,952,723		1,952,723	1,703,663		1,703,663	(249,060)	(12.75)	11.61
1.3	BFAL	138,876		138,876	74,795		74,795	(64,081)	(46.14)	0.51
1.4	PCAL	174,391		174,391	130,756		130,756	(43,635)	(25.02)	0.89
1.5	BOBL	224,681		224,681	273,629		273,629	48,948	21.79	1.86
1.6	RICBL	25,278		25,278	137,706		137,706	112,428	444.77	0.94
1.7	BNBL	110,753		110,753	212,488		212,488	101,735	91.86	1.45
1.8	NRDCL	31,641		31,641	4,507		4,507	(27,134)	(85.76)	0.03
1.9	BBPL	14,273		14,273	10,502		10,502	(3,771)	(26.42)	0.07
1.10	BFPL	2,641		2,641	2,525		2,525	(0,116)	(4.39)	0.02
1.11	FCBL	14,876		14,876	5,331		5,331	(9,545)	(64.16)	0.04
1.12	AWPL	47,274		47,274	74,665		74,665	27,391	57.94	0.51
1.13	STCBL	32,962		32,962	30,970		30,970	(1,992)	(6.04)	0.21
1.14	BPCL	346,109		346,109	313,254		313,254	(32,855)	(9.49)	2.13
1.15	BCCL	-		-	13,625		13,625	13,625	-	0.09
1.16	BTCL	0,151		0,151	6,706		6,706	6,555	4,341.06	0.05
1.17	Bhutan Telecom	152,148		152,148	248,496		248,496	96,348	63.33	1.69
1.18	Yangzom Cement	0,090		0,090	-		-	(0,090)	(100.00)	-
1.19	SD Eastern Bhutan Coal Co. Ltd.	49,352		49,352	48,167		48,167	(1,185)	(2.40)	0.33
1.20	Kuensel Corporation	3,427		3,427	8,939		8,939	5,512	160.84	0.06
1.21	Druk Satair Company Ltd.	43,213		43,213	60,929		60,929	17,716	41.00	0.42

1.22	Bhutan Polymers Company Ltd.	3,119		3,119	0.698	0.698		0.698	(2,421)	(77.62)	0.00
1.23	Bhutan Polythene Company Ltd.	3,308		3,308	3,067	3,067		3,067	(0,241)	(7.29)	0.02
1.24	Jigme Industry Pvt. Ltd.	28,333		28,333	34,306	34,306		34,306	5,973	21.08	0.23
1.25	Jigme Polytex	-		-	4,726	4,726		4,726	4,726	0.00	0.03
1.26	Jigme Mining Company	55,883		55,883	51,164	51,164		51,164	(4,719)	(8.44)	0.35
1.27	Singye Group of Companies	7,154		7,154	3,494	3,494		3,494	(3,660)	0.00	0.02
1.28	Bhutan Post	2,330		2,330	3,219	3,219		3,219	0,889	38.15	0.02
1.29	Druk Air	63,143		63,143	113,158	113,158		113,158	50,015	79.21	0.77
1.30	Eastern Bhutan Ferro Silicon Pvt. Ltd	50,445		50,445	53,260	53,260		53,260	2,815	0.00	0.36
1.31	TDS on CIT	34,223		34,223	33,160	33,160	0.378	32,782	(1,441)	(4.21)	0.22
1.32	Other Corporations	124,640		124,640	196,954	196,954		196,954	72,314	58.02	1.34
2	Business Income Tax	1,114,646	4,766	1,109,880	1,314,952	1,314,952	15,799	1,299,153	189,273	17.05	8.85
2.1	Business income tax	342,513	0,156	342,357	336,209	336,209		336,209	(6,148)	(1.80)	2.29
2.2	TDS on BIT	754,488	4,610	749,878	956,470	956,470	15,799	940,671	190,793	25.44	6.41
2.3	Tourism (withholding tax)	17,645		17,645	22,273	22,273		22,273	4,628	26.23	0.15
3	Personal income tax	838,734	133,809	704,925	1,067,561	1,067,561	142,383	925,178	220,253	31.24	6.30
3.1	PIT	838,734	133,809	704,925	1,067,561	1,067,561	142,383	925,178	220,253	31.24	6.30
4	Other Direct Tax Revenue	1,100,885		1,100,885	1,576,631	1,576,631	0,014	1,576,617	475,732	43.21	10.74
4.1	Motor vehicle tax	177,462		177,462	209,553	209,553		209,553	32,091	18.08	1.43
4.2	Business & professional licence	65,871		65,871	75,574	75,574		75,574	9,703	14.73	0.51
4.3	Airport service tax	35,079		35,079	42,053	42,053		42,053	6,974	19.88	0.29
4.4	Dzongkhag municipal tax	5,921		5,921	3,346	3,346	0,013	3,333	(2,588)	(43.71)	0.02
4.5	Health contribution	105,172		105,172	131,482	131,482	0,001	131,481	26,309	25.02	0.90
4.6	Royalties	711,380		711,380	1,114,623	1,114,623		1,114,623	403,243	56.68	7.59
4.6.1	Forestry products	48,984		48,984	59,055	59,055		59,055	10,071	20.56	0.40

4.6.2	Mines & minerals	127.356	112.080	127.356	133.782	133.782	133.782	6.426	5.05	0.91
4.6.3	Tourism	535.040	111.286	535.040	765.549	765.549	765.549	230.509	43.08	5.22
4.6.4	Hydropower	0.00	107.583	0.00	156.237	156.237	156.237	156.237	0.00	1.06
II	Indirect Tax	3,679,984	3,683	3,567,904	5,816,293	126,406	5,689,887	2,121,983	59.47	38.77
5	Sales Tax	1,747,699	1,019,034	1,636,413	2,489,379	97,018	2,392,361	755,948	46.20	16.30
5.1	Sales tax on goods	1,019,034	1,019,034	911,451	1,307,835	92,367	1,215,468	304,017	33.36	8.28
5.2	Sales tax on petroleum products	229,238	3,683	225,555	250,974	4,636	246,338	20,783	9.21	1.68
5.3	Sales tax on hotel & restaurant	133,341	0.020	133,321	233,881	0.005	233,876	100,555	75.42	1.59
5.4	Sales tax on cable tv & cinema	17,071		17,071	17,941	0.010	17,931	0,860	5.04	0.12
5.5	Sales tax on beer, aerated water & alcoholic drinks	349,015		349,015	678,748		678,748	329,733	94.48	4.62
6	Excise Duty	1,605,342		1,605,342	2,836,926	0.004	2,836,922	1,231,580	76.72	19.33
6.1	Distillery products	321,116		321,116	491,505	0.004	491,501	170,385	53.06	3.35
6.2	Excise duty refund from GOI	1,284,226		1,284,226	2,345,421		2,345,421	1,061,195	82.63	15.98
7	Customs Duty	306,740	0.794	305,946	467,763	29,384	438,379	132,433	43.29	2.99
7.1	Goods	284,188	0.794	283,394	411,771	29,384	382,387	98,993	34.93	2.61
7.2	Customs service charges	22,552		22,552	55,992		55,992	33,440	148.28	0.38
8	Other Indirect Tax Revenue	20,203		20,203	22,225		22,225	2,022	10.01	0.15
8.1	Stamp duty	20,203		20,203	22,225		22,225	2,022	10.01	0.15
	<b>Total Tax Revenue</b>	<b>11,844,141</b>	<b>250,655</b>	<b>11,593,486</b>	<b>14,961,909</b>	<b>284,980</b>	<b>14,676,929</b>	<b>3,083,443</b>	<b>26.60</b>	<b>100.00</b>

Schedule 14: Non Tax Revenue, FY 2011-2012, DETAILS OF NATIONAL REVENUE : FY 2011-2012										
Sl. No	Source of Revenue	2010-11 (Actual Gross)	Refund (2010-11)	2010-11 (Net Revenue)	2011-12 (Actual Gross)	Refund (2011-12)	2011-12 (Net Revenue)	Net (+) or (-) Nu.	Net (+) or (-) %	% over Total Revenue
	Non -Tax Revenue									
9	Admns. Fees & charges	394.895	4.970	389.925	344.782	8.029	336.753	(53.172)	(13.64)	5.93
9.1	Judiciary fees & charges	16.126		16.126	21.219	0.347	20.872	4.746	29.43	0.37
9.2	House rent	92.136	0.042	92.094	59.956	7.662	52.294	(39.800)	(43.22)	0.92
9.3	Hire charges	15.278	3.793	11.485	4.617		4.617	(6.868)	(59.80)	0.08
9.4	Rural life insurance	23.304		23.304	23.318		23.318	0.014	0.06	0.41
9.5	Motor vehicle fees & charges	46.805		46.805	60.505		60.505	13.700	29.27	1.07
9.6	Depot surcharge on petroleum products	70.444		70.444	40.854		40.854	(29.590)	(42.00)	0.72
9.7	Surcharge on passenger	21.590		21.590	27.983		27.983	6.393	29.61	0.49
9.8	Other admn. charges & fees	109.212	1.135	108.077	106.330	0.020	106.310	(1.767)	(1.63)	1.87
10	Dividend	2,997.211	-	2,997.211	2,946.895	-	2,946.895	(50.316)	(1.68)	51.90
10.1	DHL companies	1,469.926		1,469.926	1,500.000		1,500.000	30.074	2.05	26.42
10.2	DGPCL	1,519.092		1,519.092	1,439.394		1,439.394	(79.698)	-	25.35
10.3	FCBL	2,050		2,050	4,700		4,700	2,650	-	0.08
10.4	Kuensel Corporation	4,916		4,916			-	(4,916)	(100.00)	-
10.5	Asian Reinsurance Corporation	1,227		1,227	2,801		2,801	1,574	-	0.05
11	Revenue from Govt. Depts.	249.198	12.270	236.928	305.217	4.584	300.633	63.705	26.89	5.30
11.1	Division of Roads	0.385		0.385	3.153		3.153	2.768	718.96	0.06
11.2	Public Works Division	2.120		2.120	0.054		0.054	(2.066)	(97.45)	0.00
11.3	Municipal Revenue	4.613		4.613	1.787	0.006	1.781	(2.832)	(61.39)	0.03
11.4	Radio Spectrum Management	5.465		5.465	7.380		7.380	1.915	35.04	0.13
11.5	Contractor Development Board	2.797		2.797	3.779		3.779	0.982	35.11	0.07

11.6	Department of Civil Aviation	14.997	14.768	14.997	14.768	14.768	(0.229)	(1.53)	0.26
11.7	Livestock	22.653	32.681	22.653	32.681	32.681	10.028	44.27	0.58
11.8	Agriculture	5.263	1.742	5.263	1.742	1.742	(3.521)	(66.90)	0.03
11.9	Forest	15.878	21.057	15.878	21.057	21.057	5.179	32.62	0.37
11.10	Survey	1.180	5.427	(11.090)	5.427	5.427	16.517	(148.94)	0.10
11.11	Industrial plot/shed rent	36.238	30.732	36.238	30.732	30.732	(5.506)	(15.19)	0.54
11.12	Other division of trade & industry	1.054	1.800	1.054	1.800	1.800	0.746	70.78	0.03
11.13	Passport & visa fees	37.074	53.948	37.074	53.948	0.001	16.773	45.24	0.95
11.14	Education	3.211	3.525	3.211	3.525		0.314	9.78	0.06
11.15	Health	36.284	53.017	36.284	53.017	4.577	12.156	33.50	0.85
11.16	Registration	54.926	67.147	54.926	67.147		12.221	22.25	1.18
11.17	National Environment Commission	5.060	3.258	5.060	3.258		(1.802)	(35.61)	0.06
11.18	Fines & Penalties (BNCA)	-	0.062	-	0.062		0.062	0.00	0.00
12	Capital Revenue	93.337	105.838	93.317	105.838	-	12.521	13.42	1.86
12.1	Sale of govt. properties/assets	29.926	41.718	29.906	41.718		11.812	39.50	0.73
12.2	Sale proceeds of agricultural products	2.485	2.853	2.485	2.853		0.368	14.81	0.05
12.3	Coal mine bid value	18.235	9.117	18.235	9.117		(9.118)	(50.00)	0.16
12.4	Gypsum mine bid value	31.577	40.694	31.577	40.694		9.117	28.87	0.72
12.5	Tender document sales	11.114	11.456	11.114	11.456		0.342	3.08	0.20
13	Net Surplus Transfer	398.089	254.252	398.089	254.252	-	(143.837)	(36.13)	4.48
13.1	Department of Lottery	211.328	31.325	211.328	31.325		(180.003)	(85.18)	0.55
13.2	RMA	186.761	222.927	186.761	222.927		36.166	19.36	3.93
14	Other Non-Tax Revenue	21.088	68.740	18.676	68.740	-	50.064	268.06	1.21
14.1	Security / earnest money	1.610	1.456	1.579	1.456		(0.123)	(7.80)	0.03
14.2	Audit recovery account	13.171	38.375	13.171	38.375		25.204	191.36	0.68

14.3	Other dues and recoveries	6,307	2,381	3,926	28,909	28,909	24,983	636.34	0.51
15	Interest on loan from corp.	1,731,165		1,731,165	1,664,422	1,664,422	(66,743)	(3.86)	29.32
	<b>TOTAL</b>	<b>5,884,983</b>	<b>19,672</b>	<b>5,865,311</b>	<b>5,690,146</b>	<b>5,677,533</b>	<b>(187.78)</b>	<b>(3.20)</b>	<b>100.00</b>



## SCHEDULE – 15

### Notes to Accounts

For the Fiscal Year ended 30th June 2012

---

#### 1. External Grants

The receipt of grants amounting to Nu.12,501.520 million during the year includes Nu.224.314 million and 97.34 million received as budgetary support from Representation Office of Denmark (RoD) and Asian Development Bank respectively.Nu.42.270 million from Swiss Development Corporation (SDC) under Local Government Support Program, Nu. 23.443 million United Nation Children Development Fund (UNCDF), etc. Thedirectpaymentalsoincludes ADB'stechnicalassistanceof Nu.173.346 million forvarious projects. However, the grants received exclude long term and short term open scholarships offered by the Australian Government (Endeavour, ALA, ADS), Netherlands Government (NUFFIC), Government of Thailand (TICA), Government of India, Asian Development Bank, World Bank, etc as the funds were directly disbursed to the respective institutions and monitored by the donors themselves. It also excludes the grants amounting to Nu. 4,274.83 million directly disbursed by the Government of India to the project authorities of Punatsangchu-I Project (Nu. 821.00m), Punatshangchu II Project (Nu. 271.40m) and Mangdechu Project (Nu. 226.20m) and for the Project Dantak (Nu. 2,956.23m).

#### 2. Borrowings

During the FY 2011-12, the total borrowings by the Government amounted to Nu.6,212.866 million. Of the total, domestic borrowings accounted for Nu.5,207.431million raised from the market through the issuance of Treasury Bills (T-Bills) and transfer from Refundable Deposits Account and Nu.1,005.435 million was borrowed from external donors such as ADB, IFAD, JICA, World Bank and Government of Austria. The external borrowing excludes disbursement of Nu. 12,728.529 million received from various donors outside the Budget Fund Account for Hydro Power and Rural Electrification Projects.

#### 3. Internal Borrowings

During the FY, the total internal loan amounted to Nu. 5,207.431 million. The resource gap was financed through the issuance of series of Treasury Bills (T-Bills) amounting toNu.4,004.431million. TheT-Bills was fully redeemed upon maturity towards the end ofthe FY. Since there was a huge balance lying in the Refundable Deposits Account, a sum of Nu. 1,203.00 million was transferred to the Budget Fund Account for meeting the cash shortfall. As against this, a sum of Nu. 811.664 was released to the agencies without making equivalent transfers from the Refundable Deposits Account. The balance of Nu. 391.336 million will be released to the agencies in the following FY and it is currently reflected under outstanding internal borrowings.

#### 4. External Borrowings

The total external loan received during the FY amounted to Nu. 1,005.435 million. This consists of Nu. 666.579 million received in-cash and Nu. 338.856 million in-kind. The direct disbursement of Nu. 338.856 million by the Japan International Co-operation Agency (JICA) for Rural Electrification (RE) project is recorded under in-kind borrowings. The ADB and JICA are the largest lenders accounting for 42.7 percent and 33.7 percent of the total external borrowings respectively.

#### 5. Subsidy Payment

During the year, the actual expenditure on account of subsidy payment to financial, non-financial institutions and individuals/non-profit organizations accounted for Nu.2,047.329 million. Of the total subsidy payment, current grants amounted to Nu.1,184.324 million and capital grants Nu.863.005 million. The major recipients of subsidy are Royal University of Bhutan for operation and maintenance, Thromdeys (Thimphu, Phuentsholing, SamdrupJongkhar&Gelephu) for operation and maintenance, Bhutan Broadcasting Service for operation & maintenance, Druk Air Corporation for interest on loans for purchase of aircraft, Royal Insurance Corporation of Bhutan for rural house insurance and Bhutan Post for city bus services. The details of subsidy payments are represented below:

SL. No.	ORGANIZATIONS	ACTUAL EXPENDITURE (Nu. in millions)	
		CURRENT	CAPITAL
1	Druk Air Corporation	132.678	-
2	Bhutan Broadcasting Service Corporation	113.101	80.000
3	ThimphuThromdey	69.419	146.218
4	PhuentsholingThromdey	-	86.240
5	SamdrupJongkharThromdey	14.541	9.800
6	GelephuThromdey	24.407	37.850
7	Education City	-	47.915
8	National Housing Development Corporation	20.000	5.000
9	Bhutan Post	8.892	43.900
10	BCCI Secretariat	6.000	-
11	SAARC Forestry Centre, Taba	3.552	0.441
12	Royal Society Protection of Nature (RSPN)	0.326	-
13	Royal University of Bhutan (RUB)	449.073	47.200
14	Wood Craft Centre	1.800	-
15	Royal Insurance Corporation of Bhutan	-	129.049
16	Others	340.535	229.392
<b>TOTAL</b>		<b>1,184.324</b>	<b>863.005</b>

## 6. Interest payment

The total interest payment during the year amounted to Nu.1,886.035 million. This consists of Nu.76.152 million on internal borrowings which includes Nu.48.208 million for loan from NPPF and BTF for the purchase of first Aircraft, Nu.15.883 million on issuance of T-Bills, Nu.11.884 million for Ways and Means Advance and Nu.0.177 million as interest subsidy for purchase of buses for non-profitable routes. The interest payment for external borrowing was Nu.1,809.883 million, an increase of 4.33 percent from the previous FY mainly due to additional interest payments for Road Network Project, First Development Policy Credit and Market Access and Growth Intensification Project. Of total interest payment, 92.52 percent pertains to corporation used loans and only 7.48 percent for RGoB used loans.

## 7. Capital Expenditure

The capital expenditure excludes direct payments made by Gol to Project DANTAK on behalf of the RGoB for the ongoing project activities like double lane Babesa-Phuentsholing highway, construction of new roads and bridges.

Some of the major activities that have contributed to the increase in the capital expenditure during the year are as follows:

Sl. No.	Nature of capital expenditure	Amount (Nu. million)
1	Expenditure on structure – Roads	1632.722
2	Expenditure on structure – Buildings	1480.526
3	Expenditure on structure – Water supply & Sanitation	168.502
4	Capital Grants – Individuals/Non-profit organisations	257.735
5	Purchase of vehicles	253.892
6	Training – others	136.189
7	Acquisition of immovable property – Buildings	127.114

The major Expenditure on Structure - Roads (including culverts & drains) during the FY were improvement works on Semtokha - Dochula highways (Nu.308.101.603m), construction of Gyelpoizhing - Nanglam Road (Nu.262.823.022m), Gomphu-Panbang Road (Nu.156.113m), River protection works at Paro Airport (Nu. 128.812m), widening of Gelephu-Wangdue Highway (Nu.376.132m), construction of Raidak - Lhamoizhingkha Road (Nu.33.97m) and construction of Kharungla -Kangpara Road (Nu.112.396m).

Some of the Expenditure on Structure - Buildings includes construction of infrastructure at Taktse, Trongsa (Nu.199.631m), construction of Supreme Court (Nu. 102.500m), establishment of new vocational training institute at Jigmeling, Sarpang (Nu. 102.756m), construction of Chukha Dzong (Nu.46.072m), expansion of school infrastructure of Gongthung Middle Secondary school, under Trashigang Dzongkhag (Nu.24.500m), constructions of fire hydrant at Mongar Dzong. An expenditure of Nu. 514.346m was incurred for construction of higher and middle secondary schools in Lhuentse, Trashiyangtse, Dagana, Samdrupjongkhar and Thimphu Dzongkhags

## 8. Capital Grants

The increase of Capital Grants – Individuals/Non-profit Organizations amounting to Nu. 257.735 m was mainly due to disbursement of grants for ancillary infrastructure for construction of education city (Nu.47.915 m), subsidy to Thimphu Thromdey (Nu.146.218 m), subsidy to SamdrupJongkharThromdey (Nu.9.8 m), subsidy to Royal University of Bhutan (Nu.47.200 m) and subsidy to Association of Promotion of Indigenous Craft (Nu. 10.00 m).

## 9. On-lending

The total on-lending during the year amounted to Nu.875.01 million. This includes direct disbursement of Nu.338.856 million byJICA,Nu.32.948 million by Government of Austria and Nu.469.899 million by ADB for rural electrification projects, which are detailed below:

<b>LENDER</b>	<b>PROJECT/PROGRAMME</b>	<b>Nu. in million</b>
ADB	Green Power Development Project - BPC (RE IV)	90.929
ADB	Rural Renewable Energy Development Project - BPC (RE V)	362.277
AUSTRIA	Rural Electrification - BPC	32.948
JICA	Rural Electrification Project (RE- I) BPC	199.756
JICA	Rural Electrification Project (RE - II) BPC	139.100
RGoB	Construction of Low Income Housing (NHDCL)	50.000
<b>Total</b>		<b>875.010</b>

Source: Debt Management Division, DPA

## 10. Loan repayment

The principal repayment of loans during the year amounted to Nu.7220.014 million. This consists of Nu. 4,991.397 million for internal borrowings and Nu.2,228.617 million for external loans. Of the total principal repayment, 33.16 percent pertains to corporation used loans and the balance 66.84 percent is for RGoB used loans.

## 11. Government debt outstanding

The total government debt outstanding as on 30 June 2012 is Nu.62,813.105 million, of which Nu.1092.547 million accounts for domestic debt and Nu.61,720.558 for external debt.

### 11.1. Domestic Debt outstanding

With the six the repayment for the DrukAir Corporation and redemption of T-Bills during the year, the internal loan outstanding stood at Nu.1092.547 million as on June 30, 2012, which represents Nu.425.211 million against National Pension & Provident Fund,

Nu.276.000 million against Bhutan Health Trust Fund and transfer from refundable deposit.

## 11.2. External Debt outstanding

The total external debt outstanding as at 30 June 2012 stood at Nu.61,720.558 million (USD 1,078.652). The external debt in convertible currency (other than Gol) is about USD 509.860 million, equivalent to Nu.29,174.321 million.

The outstanding Gol Rupee loan for hydropower projects is estimated at Rs.32,546.298 million as at 30 June 2012. The detail of the Gol loan is as follows:

Sl. No.	Name of the Project	Amount (Rs. Million)
1	Kurichu Hydropower Corporation	746.665
2	Tala Hydropower Project Authority	9,766.223
3	Punatshangchhu Hydropower Project –I	15,260.500
4	Punatshangchhu Hydropower Project – II	4,113.000
5	Mangdechhu Hydroelectric Project	2,659.910
<b>Total</b>		<b>32,546.298</b>

## 12. Government Equity Holdings

The government equity holding in various corporations stood at Nu.45,204.446 million as at 30 June 2012. This includes government share holdings in DHI owned and linked companies.

## 13. Government Guarantees

The total government guarantees issued stood at Nu.2,897.639 million as at 30 June 2012. The guarantees consist of Druk Air Corporation's Bonds issued for purchase of aircrafts, Rural Credit including SME and Credit Expansion loans to Bhutan Development Bank Limited/BDBL, import of furnace to BFAL and working capital to Dharma Industries, Social 3 and People's Project.