



**ANNUAL FINANCIAL STATEMENTS
of the ROYAL GOVERNMENT of BHUTAN
for the YEAR ENDED 30 JUNE 2011**

Department of Public Accounts
Ministry of Finance





དབུས་ཕྱི་སྐྱོན་ལག་ཁྱེད།

ROYAL GOVERNMENT OF BHUTAN
MINISTRY OF FINANCE
TASHICHHO DZONG



21st December 2011

STATEMENT OF RESPONSIBILITY

The Annual Financial Statements (AFS) of the Royal Government of Bhutan (RGoB) for the Fiscal Year 2010-11 have been prepared by the Department of Public Accounts (DPA), Ministry of Finance (MoF) in accordance with the provisions of the Public Finance Act of the Kingdom of Bhutan 2007 and the Financial Rules and Regulations 2001.

The financial statements are prepared based on the monthly accounts of the budgetary bodies recorded in the Public Expenditure Management System (PEMS) and information received from other relevant agencies and organizations. The AFS presents the financial position of the RGoB as at 30th June 2011.

We accept the responsibility for the reliability and completeness of the financial statements.

[Wangdi Norbu]
Finance Minister
Ministry of Finance

[Nim Dorji]
Director
Department of Public Accounts





ROYAL AUDIT AUTHORITY

Bhutan Integrity House

Reporting on Economy, Efficiency & Effectiveness in the use of Public Resources



RAA/GGD(MoF-01)/2012/1133

March 27, 2012

AUDITOR GENERAL'S REPORT ON THE ANNUAL FINANCIAL STATEMENTS OF THE ROYAL GOVERNMENT OF BHUTAN FOR THE FINANCIAL YEAR ENDED 30 JUNE 2011

The Royal Audit Authority (RAA) has audited the accompanying Annual Financial Statements of the Royal Government of Bhutan (RGoB), which comprise the Consolidated Receipts and Payments Statement, other statements and schedules forming part of the Financial Statements for the financial year ended 30th June 2011, as required under the Audit Act of Bhutan 2006.

Responsibility of the Ministry of the Finance for the Financial Statements

The Ministry of Finance is responsible for preparation and fair presentation of these Financial Statements in accordance with the Public Finance Act 2007 and Financial Rules and Regulations 2001. This responsibility includes, designing, implementing and maintaining internal control relevant to the preparation and fair presentation of Financial Statements that are free from material misstatements, whether due to fraud or error; selecting and applying appropriate accounting policies; and making accounting estimates that are reasonable in the circumstances.

RAA's responsibility

The RAA's responsibility is to express an opinion on these Financial Statements based on its audit. The RAA conducted the audit in accordance with RAA's Auditing Standards and Generally Accepted Auditing Standards. Those standards require that the RAA plans and performs the audit to obtain reasonable assurance about whether the Financial Statements are free from material misstatements.

Scope of Audit

An Audit involves performing procedures to obtain audit evidence about the amounts and disclosures in the Financial Statements. The procedures selected depend on auditor's judgment, including the risk of material misstatements of the Financial Statements, whether due to fraud or error. In making those risk assessments, the auditor considers internal controls relevant to the entity's preparation and fair presentation of the Financial Statements in order to design audit procedures that are appropriate in the circumstances, but not for the purpose of expressing an opinion on effectiveness of the entity's internal control.

Opinion

Based on the examination of accounts and records made available and information and explanation provided to the auditors, the RAA reports that in its opinion, the said Annual Financial Statements together with explanatory information provided in Tables and Schedules attached thereto *present fairly*, in all material respect the financial operations of the Royal Government of Bhutan for the financial year ended 30th June 2011 and the position of the Outstanding Loans, Equity Portfolio of the Government, Refundable Deposits, Revolving and Trust Funds as on that date as required by the Public Finance Act 2007 and Financial Rules and Regulations 2001 in the manner so required.


(Ugen Chogyel)
Auditor General of Bhutan

"Every individual must strive to be principled. And individuals in positions of responsibility must even strive harder."
- His Majesty The King Jigme Khesar Namgyel Wangchuck

P.O. Box: 191, Kowungjangsa, Thimphu : Bhutan. Tel: 322111 / 322833, Fax: 323491.
Website: www.bhutanaudit.gov.bt Email: info@bhutanaudit.gov.bt



List of Abbreviations

ADB	Asian Development Bank
AFS	Annual Financial Statements
BDBL	Bhutan Development Bank Limited
BFA	Budget Fund Account
BHPC	Basochhu Hydro Power Corporation
BHTF	Bhutan Health Trust Fund
BoBL	Bank of Bhutan Limited
CHPC	Chhukha Hydro Power Corporation
CIT	Corporate Income Tax
RoD (Danida)	Resident Office of Denmark
DGPCL	Druk Green Power Corporation Limited
DNB	Department of National Budget
DPA	Department of Public Accounts
DRC	Department of Revenue and Customs
FRR	Financial Rules and Regulations
FY	Fiscal Year
FYP	Five Year Plan
GCA	Government Consolidated Account
GDP	Gross Domestic Product
GNHC	Gross National Happiness Commission
GoA	Government of Austria
GoD	Government of Denmark
GoI	Government of India
IDA	International Development Assistance
IFAD	International Fund for Agriculture Development
JICA	Japan International Cooperation Agency
KFAED	Kuwait Fund for Arab Economic Development
KHPC	Kurichhu Hydro Power Corporation
NPPF	National Pension and Provident Fund
PFA	Public Finance Act
PIT	Personal Income Tax
RE	Rural Electrification
RGoB	Royal Government of Bhutan
RMA	Royal Monetary Authority
SA	Spending Agencies
THPC	Tala Hydro Power Corporation
WB	World Bank
WMA	Ways and Means Advance
T-Bills	Treasury Bills



CONTENTS		Page No.
i	Statement of Responsibility	i
ii	Auditor General's Report	iii
iii	List of Abbreviations	v
iv	Table of Contents	vi
1	Introduction	1
2	Overview	1
3	Budget Estimates, Actual Outcomes and Financing	2
4	Receipts & Payments	3
5	Government Receipt by Sources	4
5.1	Internal Revenue	5
5.2	External Grants	7
5.3	Borrowings	7
5.3.1	Internal	8
5.3.2	External	8
5.4	Recovery of Loans	9
5.5	Other Receipts & Payments	9
6	Operational Results	10
6.1	Expenditure Growth	10
6.1.1	Current Expenditure	12
6.1.2	Subsidy Payment	13
6.1.3	Interest Payment	14
6.1.4	Capital Expenditure	18
6.1.5	On-Lending	20
6.1.6	Loan Repayment	21
6.1.7	Sector wise Expenditure	25
7	Government Debt Position	27
7.1	Domestic Debt	27
7.2	External Debt	27
8	Government Equity Holdings	34
9	Government Guarantees	34
10	Government Consolidated Account	38
11	Government Budget Fund Account	39
12	Refundable Deposit, Revolving and Trust Funds	40
13	Current Deposits Account	40

GRAPHS

I	Government Receipts by Sources	5
II	Total Expenditure for FY 2009-10 & 2010-11	11
III	Internal Revenue and Current Expenditure comparison	13
IV	Statement of Interest payments	15
V	Repayment of Principal loans	21
VI	Summary of expenditure by Sectors	26

TABLES

Table 1	Budget and Actual Comparison and Financing	3
Table 2	Consolidated Receipts & Payments Statement	4
Table 3	Government Receipt by Sources	5
Table 4	Summary of Revenue Collection	6
Table 5	International Assurances (Grants) received	7
Table 6	International Assurances (Loans) received	8
Table 7	Recovery of Loans for the FY 2010-2011	9
Table 8	Statement of Other Receipts & Payments	10
Table 9	Summary of Expenditure	11
Table 10	Current Expenditure & Internal Revenue Comparison	12
Table 11	Subsidy Payment	13
Table 12	Expenditure on Interest Payment	14
Table 13	Interest Payment on Loans - By Lender	15
Table 14	Interest Payment on Loans – By RGoB & Corpn.	17
Table 15	Capital & Repayment Expenditure comparison with Grants & Borrowings	20
Table 16	Statement of On-Lending	20
Table 17	Repayment of Principal Loans – Summary	21
Table 18	Repayment of Principal Loans - By Lender	22
Table 19	Repayment of Principal Loans - By RGoB & Corpn	23
Table 20	Summary of Expenditure by Sectors	25
Table 21	Summary of Revised Budget and Actual Expenditure	26
Table 22	Statement of Outstanding Loans – Summary	28
Table 23	Statement of Outstanding Loans – Detailed	29
Table 24	Statement of Government Equity Holdings	35
Table 25	Statement of Government Guarantees	37
Table 26	Reconciliation of Govt. Consolidated Account	38
Table 27	Reconciliation of Govt. Budget Fund Account	39
	<i>Annexure 1 - Credit as per Cashbook but not in BOB</i>	39
	<i>Annexure 2 - Credit as per BOB but not in Cashbook</i>	39
Table 28	Statement of Refundable deposit, Revolving and Trust Funds	40
Table 29	Summary of Current Deposits Account	40

SCHEDULES

Schedule 1	Schedule of Revised Budget and Actual Outcomes	41
Schedule 2	Schedule of Expenditure Summary by Object Class	55
Schedule 3	Schedule of Grants received: by Donor	58
Schedule 4	Schedule of Loans received: by Lender	96
Schedule 5	Schedule of Expenditure Summary by Function	97
Schedule 6	Schedule of Non-Revenue Deposits	164
Schedule 7	Schedule of Other Recoveries and Remittances	165
Schedule 8	Schedule of Revenue Receipts and Remittances	171
Schedule 9	Schedule of Miscellaneous Receipts and Payments	178
Schedule 10	Schedule of Dishonored Cheques	185
Schedule 11	Schedule of Advances and Suspense	188
Schedule 12	Schedule of Opening and Closing Cash Balances	195
Schedule 13	Schedule of Government Current Deposit Account	196



1. INTRODUCTION

The Annual Financial Statements (AFS) reporting on the budgetary operations of the Royal Government of Bhutan (RGoB) for the Fiscal Year (FY) 2010-11 has been prepared by the Department of Public Accounts (DPA) as per the provisions of the Public Finance Act, 2007 (PFA 2007) and the Financial Rules and Regulations, 2001 (FRR 2001).

The financial statements are based on the monthly accounts of the budgetary bodies recorded in the Public Expenditure Management System (PEMS) and information received from other relevant agencies. The statements and schedules presented in the AFS reflect the financial positions as at 30th June 2011.

2. OVERVIEW

The approved budget for the Fiscal Year 2010-11 was Nu. 31,586.779 million with an estimated resources of Nu.26,774.538 million, resulting in a fiscal deficit¹ of Nu. 4,812.241 million and a resource gap² of Nu.3,808.494 million. However, with a total realized resources of Nu.28,171.759 million against the actual outcome of Nu.29,842.433 million, the FY 2010-11 ended with a fiscal deficit of Nu.1,670.674 million and a resource gap of Nu.1,376.706 million. The fiscal deficit is about 2.19 percent of GDP.

The total Government expenditure during the FY 2010-11 amounted to Nu. 29,521.905 million accounting for 38.72 percent of the GDP³ and registering an increase of 14.3 percent from the previous FY. The variance between the revised budget and the budget outturn was estimated at 18.3 percent.

The Government debt stock outstanding as on 30th June 2011 was estimated at Nu. 48,619.178 million equivalent to US\$ 1,081.388 million which is about 63.8 percent of the estimated GDP. The outstanding Government Guarantees and Equity Holdings are estimated at Nu. 2,911.65 million and Nu. 44,803.063 million⁴ respectively as on 30th June 2011.

1 *Fiscal deficit/surplus = (taxes + fees and income from property and enterprises + proceeds from sale of land and other capital assets + recovery of on-lendings + grants) – (current expenditures + capital expenditures + lending). Source: FRR2001.*

2 *Resource gap = (taxes + fees and income from property and enterprises + proceeds from sale of land and other capital assets + recovery of on-lendings + grants + project tied borrowings – (current expenditures + capital expenditures + on-lending + repayments).*

3 *GDP as per National Statistics Bureau is Nu. 76,241.260*

4 *Refer Table 23 & Table 24.*

3. BUDGET ESTIMATES, ACTUAL OUTCOMES AND FINANCING

The Fiscal Year 2010-11 started with an approved budget of Nu. 31,586.779 million and an estimated resources of Nu. 26,774.538 million with a fiscal deficit of Nu. 4,812.241 million. Since the estimated project-tied borrowing of Nu. 3,351.806 million was higher than the scheduled loan repayment of Nu. 2,348.059 million, the resource gap was estimated at Nu. 3,808.494 million.

During the fiscal year, the approved budget was revised to Nu. 35,237.088 million and the estimated resources to 30,549.658 million. At the close of the FY, the actual outcome was Nu. 29,842.433 million and the total realised resources was Nu. 28,171.759 million. This has resulted in a fiscal deficit of Nu. 1,670.674 million. Further, with the actual project-tied borrowings of Nu. 3,110.010 million exceeding the loan repayment of Nu. 2,816.042 million by Nu. 293.968 million, there was a resource gap of Nu. 1,376.706 million.

The statement of the comparison of approved and revised budget with that of actual outcome and financing of the balances is presented in Table 1.

Table 1: FINANCING AND VARIANCE FOR THE FY 2010-2011						
		Nu. in million			% VARIANCE	
		Original Budget	Revised Budget	Actual Outcomes	Original Vs Revised	Revised Vs Actual
A	RESOURCES	26,774.538	30,549.658	28,171.759	14.1%	-7.8%
	I. Domestic Revenue	15,816.334	16,962.551	17,458.797	7.2%	2.9%
	i. Tax	10,139.976	11,097.886	11,593.488	9.4%	4.5%
	ii. Non-Tax	5,676.358	5,864.665	5,865.309	3.3%	0.0%
	II. Other Receipts (Net)	53.066	273.112	215.235	414.7%	-21.2%
	III. Grants	10,905.138	13,313.995	10,497.727	22.1%	-21.2%
	i. Programme grants	1,905.700	1,883.794	1,781.161	-1.1%	-5.4%
	a) Gol	1,400.000	1,400.000	1,400.000	0.0%	0.0%
	b) Other Donors	505.700	483.794	381.161	-4.3%	-21.2%
	ii. Project-tied grants	8,999.438	11,430.201	8,716.566	27.0%	-23.7%
	a) Gol	6,668.180	7,861.469	6,482.768	17.9%	-17.5%
	c) Other Donors	2,331.258	3,568.732	2,233.798	53.1%	-37.4%
B	OUTLAY	31,586.779	35,237.088	29,842.433	11.6%	-15.3%
	I. Total Expenditure	32,427.398	36,113.557	29,521.905	11.4%	-18.3%
	i. Current	15,158.869	15,632.973	14,735.058	3.1%	-5.7%
	ii. Capital	17,268.529	20,480.584	14,786.847	18.6%	-27.8%
	II. Net Lending	(840.619)	(876.469)	(906.605)	4.3%	3.4%
	III. Advance/ Suspense(Net)	-	-	1,227.133	-	-
C	OVERALL BALANCE	(4,812.241)	(4,687.430)	(1,670.674)	-2.6%	-64.4%
D	FINANCING	4,812.241	4,687.430	1,670.674	2.6%	64.4%
	Net Borrowings	1,003.747	758.310	293.968	-24.5%	-61.2%
	i. Borrowings	3,351.806	3,106.369	3,110.010	-7.3%	0.1%
	ii. Repayments	2,348.059	2,348.059	2,816.042	0.0%	19.9%
	RESOURCE GAP	(3,808.494)	(3,929.120)	(1,376.706)	3.2%	-65.0%

Source: Department of Public Accounts

4. RECEIPTS & PAYMENTS

The Statement of Consolidated Receipts and Payments along with the sources and applications of funds for the FY 2010-11 is presented below in Table 2. The opening balance was Nu. 1,361.079 million and the closing negative Nu. 15.626 million.

Table 2: STATEMENT OF CONSOLIDATED RECEIPTS & PAYMENTS FOR FY 2010-11					
(Nu. in millions)					
Sl. No	RECEIPTS	AMOUNT	Sl. No	PAYMENTS	AMOUNT
i	Opening Balance	1,361.079	i	Expenditure	29,521.905
	i) Cash	27.744		i) Current	14,735.058
	ii) Bank	1,333.335		ii) Capital	14,786.847
ii	Internal Revenue	17,458.797	ii	Repayment of Loans	2,816.042
	i) Tax Revenue	11,593.488		i) Internal	674.677
	ii) Non Tax Revenue	5,865.309		ii) External	2,141.365
iii	External Grants	10,497.727	iii	Lendings	986.679
	i) Cash	8,901.136		i) To Individuals	-
	ii) Kind	1,596.591		ii) To Corporations	986.679
iv	Borrowings	3,110.010	iv	Other Payments	6,145.206
	i) Internal	499.375	v	Increase in Advances/ Suspense	8,332.062
	ii) External	2,610.635	vi	Closing Balance	(15.626)
v	Recovery of Loans	1,893.285		i) Cash	
vi	Miscellaneous Receipts	6,360.441		ii) Bank	(15.626)
vii	Decrease in Advance/ Suspense	7,104.929			
	TOTAL RECEIPTS	47,786.268		TOTAL PAYMENTS	47,786.268

Source: DPA, DRC, BoBL and Spending Agencies

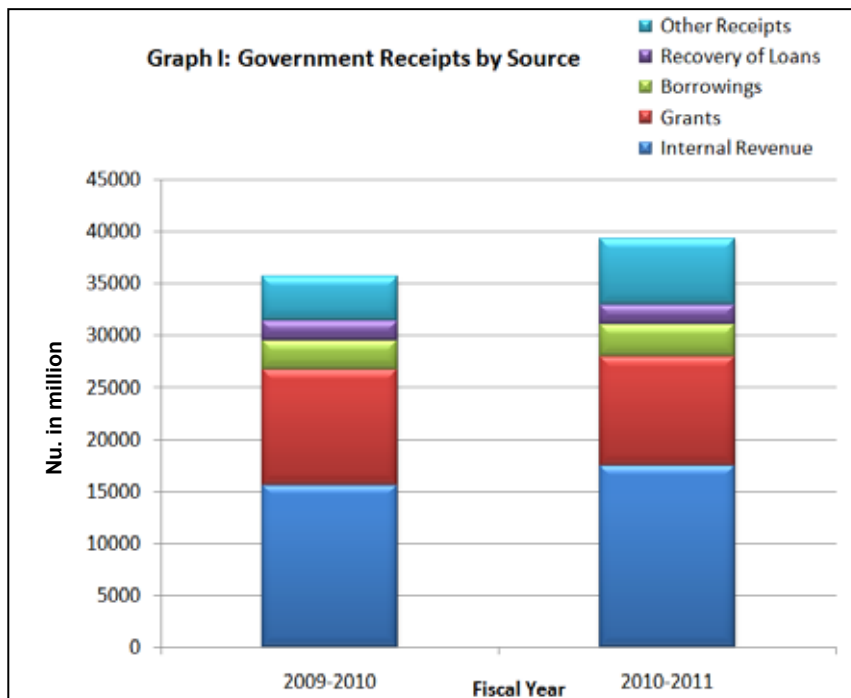
5. GOVERNMENT RECEIPTS BY SOURCES

The total receipts for the FY 2010-11 amounted to Nu. 39,320.255 million. Of the total receipts, internal revenue and external grants accounted for 44.4 percent and 26.7 percent respectively. With other receipts contributing to 16.2 percent, borrowings and recovery of loans accounted 7.9 percent and 4.8 percent of the total receipts. The details of receipts for the FY 2010-11 and the percentage composition of each source of receipt along with the percentage change is presented in Table 3.

Sl. No.	SOURCES	(Nu. in millions)		% of Total	% Change	% of GDP
		2009-10	2010-11			
1	Internal Revenue	15,638.434	17,458.792	44.4%	11.6%	23.07%
2	Grants	11,118.877	10,497.727	26.7%	-5.6%	13.87%
3	Borrowings	2,817.511	310.010	7.9%	10.4%	4.08%
	a. Internal	497.513	499.375	1.3%	0.0%	0.66%
	b. External	2,319.998	2,610.635	6.6%	12.5%	3.42%
4	Recovery of Loans	1,872.200	1,893.285	4.8%	1.1%	2.48%
5	Other Receipts	4,233.365	6,360.441	16.2%	0.0%	8.34%
	Total	35,680.387	39,320.255	100.0%	10.2%	51.57%

Source: DRC, GNHC and DPA

The information in the above statement is presented in a graphic form below.



5.1. INTERNAL REVENUE

The total internal revenue realized during the FY 2010-11 was Nu. 17,458.797 million recording an overall increase of 11.6 percent over the previous FY and is about 22.9 percent of GDP. The growth in the internal revenue is mainly attributed to increase in direct tax by 14.8 percent and indirect tax by 33.8 percent. Under the Direct tax, Business Income Tax (BIT) increased by 56.9 percent and Personal Income

Tax (PIT) by 24.3 percent due to increase in developmental activities and improved assessment. Under the Indirect Tax, Bhutan Sales Tax (BST) increased by 37.3 percent, Excise Duty by 27.1 percent, Import Duty by 56.4 percent mainly due to growth in sales taxes on goods and commodities, petroleum products and aerated water and increase in the volume of imports from third countries.

However, the Non-Tax Revenue decreased by 2 percent mainly on account of fall in the transfer of profits by 39.4 percent and other non-tax revenue by 40.9 percent. The drastic fall in the transfer of profit was due to the drop in interest earning of the RMA by 1.5 percent and increase in interest expense on account of overdraft facility. The drop in the other non-tax revenue is due to the fall in the audit recoveries account.

A statement of revenue collected during the FY 2009-10 and FY 2010-11 is presented in Table 4.

Code	REVENUE HEADS	Nu. in millions		% Change	% of GDP
		2009-10	2010-11		
1	Tax Revenue	9,655.781	11,593.486	20.1%	15.2%
1.1	Direct Tax	6,989.910	8,025.582	14.8%	10.5%
1.1.1	Corporate Income Tax	4,710.096	5,109.892	8.5%	6.7%
1.1.2	Business Income Tax	707.298	1,109.880	56.9%	1.5%
1.1.3	Personal Income Tax	566.980	704.925	24.3%	0.9%
1.1.4	Other Direct Tax Revenue	324.929	389.505	19.9%	0.5%
1.1.5	Royalties	680.607	711.380	4.5%	0.9%
1.2	Indirect Tax	2,665.871	3,567.904	33.8%	4.7%
1.2.1	Bhutan Sales Tax	1,191.768	1,636.413	37.3%	2.1%
1.2.2	Excise Duty	1,262.758	1,605.342	27.1%	2.1%
1.2.3	Import Duty	195.675	305.946	56.4%	0.4%
1.2.4	Other Indirect Tax	15.670	20.203	28.9%	0.0%
2	Non Tax Revenue	5,982.653	5,865.311	-2.0%	7.7%
2.1	Fees, Dividends & Profits	5,889.164	5,771.994	-2.0%	7.6%
2.1.1	Administrative Fees & Charges	284.118	389.925	37.2%	0.5%
2.1.2	Revenue from Govt. Departments	203.629	236.928	16.4%	0.3%
2.1.3	Dividends	3,018.842	2,997.211	-0.7%	3.9%
2.1.4	Transfer of Profits	656.725	398.089	-39.4%	0.5%
2.1.5	Other Non-Tax Revenue	31.613	18.676	-40.9%	0.0%
2.1.6	Interest on loan from corporations	1,694.237	1,731.165	2.2%	2.3%
2.2	Capital Revenue	93.489	93.317	-0.2%	0.1%
	Total Revenue	15,638.434	17,458.797	11.6%	22.9%

Source: Department of Revenue & Customs

5.2 EXTERNAL GRANTS

The statement of International Assistance (grants) received in-cash and in-kind for the FY 2009-10 and FY 2010-11 and the percentage change is presented in Table 5.

PARTICULARS	Nu. in millions		% Change	% of GDP
	2009-10	2010-11		
a) GOI	7,306.388	7,882.768	7.89%	10.34%
1. Program Grant	1,400.000	1,400.000	0.00%	1.84%
2. Project Grant	5,906.388	6,482.768	9.76%	8.50%
i. Cash	4,984.063	5,282.768	5.99%	6.93%
ii. Kind	922.325	1,200.000	30.11%	1.57%
b) Other Donors	3,812.489	2,614.959	-31.41%	3.43%
1. Program Grant	569.326	381.161	-33.05%	0.50%
2. Project Grant	3,243.163	2,233.798	-31.12%	2.93%
i. Cash	2,594.114	1,837.207	-29.18%	2.41%
ii. Kind	649.049	396.591	-38.90%	0.52%
Total	11,118.877	10,497.727	-5.59%	13.77%

During the FY 2010-11, the Government received a total grant of Nu. 10,497.727 million which is about 13.7 percent of the GDP. However, the total grant decreased by 5.59 percent from the previous FY as a result of decrease in grant from other donors by 31.41 percent. The increase in the receipt of grant from GoI by 7.9 percent was due to the incorporation of in-kind assistance received for the double lanning of Babesa–Phuentsholing highway.

The receipt of grant from other donors included Nu.89.359 million received as budgetary support from the Resident Office of Denmark (RoD) and Nu. 13.823 million from the United Nations Development Programme (UNDP) under Local Government Support Program. The direct payment also includes ADB's technical assistance of Nu. 95.685 million for various projects.

5.3 BORROWINGS

During the FY 2010-11, the total borrowings by the Government amounted to Nu. 3,125.735 million. Of the total, domestic borrowings was Nu. 499.375 million raised from the market through the issuance of 91 days Treasury Bill (T-Bills) and Nu. 2,626.360 million from the multilateral financial institution. The external borrowing includes Nu. 1,173.042 million received under the First Development Policy Credit as a budgetary support. The statement of borrowings during the FY 2010-11 is pre-

sented in Table 6.

Table 6: LOANS RECEIVED DURING THE FY 2010-11				
SL. NO	LENDER	Nu. in millions		
		IN-CASH	IN-KIND	TOTAL
Internal				
1	BoBL (T-Bills)	499.375	-	499.375
Total Internal		499.375	-	499.375
External				
1	Asian Development Bank	602.834	59.678	662.512
2	International Fund for Agriculture Development	158.770	-	158.770
3	Japan International Cooperation Agency	-	527.795	527.795
4	World Bank (IDA)	1,261.558	-	1,261.558
Total External		2,023.162	587.473	2,610.635
GRAND Total		2,522.537	587.473	3,110.010

5.3.1 INTERNAL BORROWINGS

For cost effective financing of the resource gap, the issuance of T-bills was introduced. Accordingly, Nu. 499.375 million was raised from the domestic market at a discount rate of 0.5 percent through the issuance of the T-bills in the FY 2010-11. With a favourable cash position, the T-bill was fully redeemed upon maturity towards the end of the FY.

5.3.2 EXTERNAL BORROWINGS

The total external loan received during the FY amounted to Nu. 2,610.635 million. This consists of Nu. 2,023.162 million received in-cash and Nu. 587.473 million in-kind. The direct disbursement of Nu. 59.678 million and Nu. 527.795 million by Asian Development Bank (ADB) for Road Network Project and Japan International Co-operation Agency (JICA) for Rural Electrification (RE) projects are recorded under in-kind borrowings. The World Bank and ADB are the largest lenders accounting for 48.32 percent and 25.38 percent of the total external borrowings respectively.

5.4 RECOVERY OF LOANS

The statement of recovery of loans for the FY 2010-11 is presented in Table 7.

Table 7: RECOVERIES OF PRINCIPAL LOAN DURING THE FY 2010-11				
Sl. No.	Lender	Agency	Project	Nu. in millions
Internal				33.811
1	NPPF/BHTF	Druk Air Corporation	Procurement of BAe Aircraft	33.811
External				1,859.474
1	ADB	BDBL (BDFC)	BDBL(BDFC) Loan BHU-934	1.858
2	ADB	BDBL (BDFC)	BDBL(BDFC) Loan BHU-1566	11.889
3	ADB	RE-I	RE-I BHU 1375	8.304
4	ADB	RE-II BHU 1712	RE-II BHU 1712	18.326
ADB Total				40.377
5	KFAED	BDBL (BDFC)	BDBL(BDFC) Loan BHU-409	8.783
KFAED Total				8.783
6	Gol	KHPC	KHPC	186.667
7	Gol	THPA	THPA	1,395.175
Gol Total				1,581.841
8	Austria	BHPCL (Upper Stage)	BHPCL (Upper Stage)	35.400
9	Austria	BHPCL (L/Stage)	BHPCL (Lower Stage)	109.925
Austria Total				145.325
10	Denmark	Rural Telecom - 1674	Rural Telecom - 1674	81.745
Denmark Total				81.745
11	IFAD	BDBL (BDFC)	BDBL(BDFC) Loan BHU 512	1.403
IFAD Total				1.403
Grand Total				1,893.285

5.5 OTHER RECEIPTS & PAYMENTS

The statement of Other Receipts and Payments during the FY 2010-11 is presented below.

Table 8: STATEMENT OF OTHER RECEIPTS AND PAYMENTS FOR THE FY 2010-11					
		(Nu. in millions)			Remarks
		Receipts	Payments	Net	
A	BUDGET FUND ACCOUNT	980.793	0.449	980.344	
i	WFP Generated Fund	-	-	-	
ii	KR II Generated Fund	-	-	-	
iii	Sale of Government Shares	-	-	-	
iv	Prior year expenses	1.866	-	1.866	
v	Prior year advances	12.951	-	12.951	
vi	Closing cash balances	243.135	-	243.135	
vii	Recoupment from Refundable Deposit Account	600.000	-	600.000	
viii	Refundable External Grants	10.227	-	10.227	
ix	Others	102.952	0.449	102.503	
x	Others (LC/PLC)	5.349	-	5.349	
xi	Bhutan Trust Fund	0.630	-	0.630	
xii	Refund of advances	3.683	-	3.683	
B	NON-REVENUE ACCOUNT	1,028.326	-	1,028.326	
i	Deposits as per BOBL	1,028.326	-	1,028.326	Schedule – 6
C	AGENCIES ACCOUNTS	4,339.646	6,137.481	(1,797.835)	
i	Others Recoveries & Remittances	1,790.294	1,767.731	22.563	Schedule – 7
ii	Revenue Receipts & Remittances	750.739	750.738	0.001	Schedule – 8
iii	Miscellaneous Receipts & Payments	1,800.271	3,626.288	(1,826.017)	Schedule – 9
D	OTHER ADJUSTMENTS	10.018	-	10.018	
i	Dishonoured Cheques of FY 2009-10	10.018	-	10.018	Schedule – 10
TOTAL		6,360.441	6,145.206	215.235	

Source: Department of Public Accounts, Bank of Bhutan and Spending Agencies

6. OPERATIONAL RESULTS

6.1 EXPENDITURE GROWTH

The total Government expenditure during the FY 2010-11 amounted to Nu. 29,521.905 million. This is an increase of 14.3 percent over previous FY and accounts for 38.7 percent of the GDP. The increase in the expenditures can be attributed to increase in the recurrent expenditure by 14.2 percent mainly on account of revision in the pay and allowances of the public servants (16.27 percent). The increase in capital expenditure of 14.4 percent is on account of expenditure on structures and profes-

sional services besides reconstruction of infrastructure damaged by cyclone Aila and earth quakes.

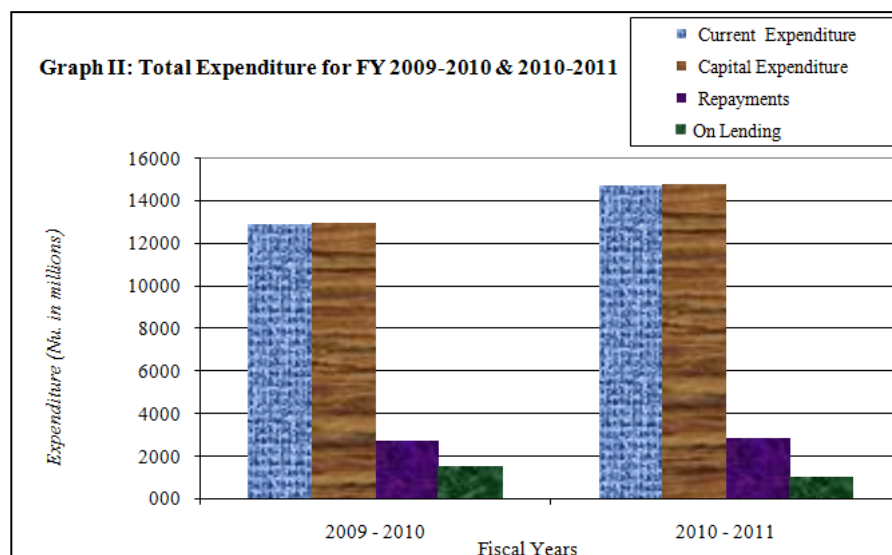
The total expenditure including recurrent, capital, on-lending and repayment of principal loans amounted to Nu. 33,324.626 million, which is about 43.7 percent of GDP.

A comparative percentage change in expenditures of the FY 2010-11 over the previous FY is presented in Table 9 below.

FISCAL YEAR	(Nu. in millions)		% Change	% of GDP
	2009 – 10	2010 – 11		
EXPENDITURE	25,831.827	29,521.905	14.3%	38.7%
Current Expenditure	12,902.684	14,735.058	14.2%	19.3%
Capital Expenditure	12,929.143	14,786.847	14.4%	19.4%
Repayments	2,735.525	2,816.042	2.9%	3.7%
Internal	672.815	674.677	0.3%	0.9%
External	2,062.710	2,141.365	3.8%	2.8%
On Lending	1,471.826	986.679	-33.0%	1.3%
GRAND TOTAL	30,039.178	33,324.626	10.9%	43.7%
GDP as per NSB	66,865.29	76,241.260		

Source: Department of Public Accounts & Spending Agencies

The comparison is also presented in the following Graph.



6.1.1 CURRENT EXPENDITURE

The recurrent expenditure for the FY 2010-11 was Nu. 14,735.058 million which is about 14.2 percent increase over previous FY as presented in Table 9. The increase in the recurrent expenditures was due to the revision in the pay and allowances of the public servants by 16.27 percent, contribution of provident fund by 44.1 percent and in-country travel by 9.33 percent. The expenditure on salary and wages accounted for 44.1 percent of total recurrent expenditures and 37.2 percent of internal revenue.

The recurrent expenditure is also inclusive of interest payment of Nu. 1,794.050 million. This consists of Nu. 59.205 million on internal borrowings and Nu. 1,734.845 million on account of external loans.

Some of the major increases in recurrent expenditures are as follows:

- | | |
|---|---------------------|
| a. Pay & Allowances | Nu. 900.495 million |
| b. Travel – Incountry | Nu. 108.723 million |
| c. Contri. – Provident Fund & Retirement Benefits | Nu. 242.755 million |

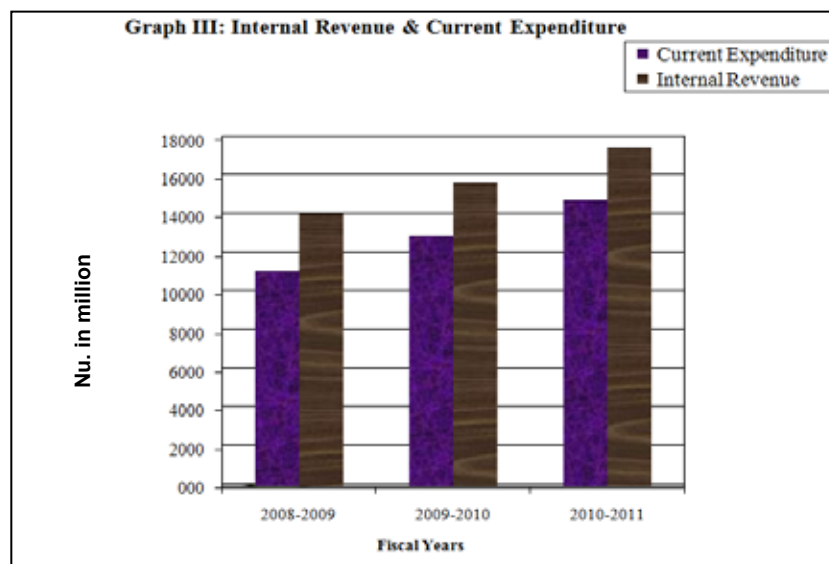
The total recurrent expenditure of Nu. 14,735.058 million was fully covered by the internal revenue of Nu. 17,458.797 million. With the coverage of the recurrent expenditure by internal revenue at 118 percent, the key fiscal policy objectives of the Government and the Constitutional requirement of financing the recurrent expenditures from its domestic revenues had been achieved.

The comparison and percentage coverage of recurrent expenditure by the internal revenue for the FY 2008-09, FY 2009-10 and FY 2010-11 is presented below in Table 10.

PARTICULARS	Nu. in millions		
	2008-09	2009-10	2010-11
Current Expenditure	11,061.433	12,902.685	14,735.058
Internal Revenue	14,049.040	15,638.434	17,458.797
% Coverage	127%	121%	118%

Source: DRC and Spending Agencies

The comparison between current expenditure and internal revenue is presented in Graph III.



6.1.2 SUBSIDY PAYMENTS

During the FY, the actual expenditure on account of subsidy payment to financial, non financial institutions and individuals/non profit organizations was Nu. 764.236 million. Of the total subsidy payment, Nu. 319.927 million was on account of current grants and Nu. 444.309 million for capital grants. The major recipients of subsidy are Druk Air Corporation for interest on loans for purchase of aircraft, Bhutan Broadcasting Service and Thromdeys for operation and maintenance, Royal Insurance Corporation of Bhutan for rural house insurance and Bhutan Post for city bus services. The current subsidy payment has increased by 18 percent (from Nu. 271.105 million to 319.927 million) and the capital subsidy by 20.8 percent (from Nu. 367.799 million to 444.309 million) from FY 2009-10. The details of subsidy payment are presented in Table 11.

Table 11: Subsidy payments for the FY 2010-11

SL No	Organizations	Actual Expenditure (Nu. in millions)	
		Current	Capital
1	Druk Air Corporation	132.678	-
2	Bhutan Broadcasting Service Corporation	100.000	80.000
3	Thromdey Phuentsholing	2.779	89.930
4	Thromdey Thimphu	33.759	145.687
5	National Housing Development Corporation	19.973	19.647
6	Bhutan Post (City Bus Services)	4.193	8.750

7	National Seed Centre (Druk Seed Corporation)	4.938	5.062
8	BCCI Secretariat	3.263	-
9	SAARC Forestry Centre, Taba	2.432	1.050
10	Royal Society Protection of Nature (RSPN)	0.546	-
11	Bhutan Indo Friendship Association (BIFA)	-	3.752
12	Wood Craft Centre	1.800	-
13	Royal Insurance Corporation of Bhutan		89.788
14	Others	13.566	0.643
Total		319.927	444.309

Source: Department of Public Accounts

6.1.3 INTEREST PAYMENT

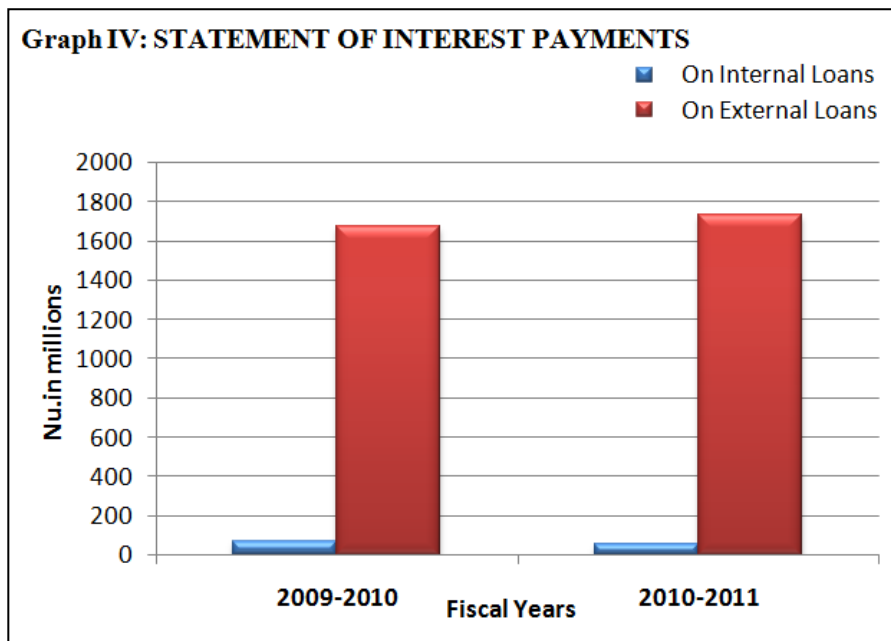
The total interest payment during the FY amounted to Nu. 1,794.050 million. This consists of Nu. 59.205 million on internal borrowings which included Nu. 57.85 million for loan from NPPF and BTF for the purchase of first Aircraft, Nu. 0.625 million on issuance of T-Bills, Nu. 0.656 million for ways and means account and Nu. 0.074 million as interest subsidy for purchase of buses for non-profitable routes. The interest payment for external borrowing was Nu.1,734.845 million. Of total interest payment, 95 percent pertains to corporation used loans and only 5 percent for RGoB used loans. The total interest expenditure accounts for 2.37 percent of GDP, 10.28 percent of internal revenue and 12.18 percent of current expenditure.

The summary of the expenditure on interest payments for the FY 2009-10 and FY 2010-11 is given in Table 12.

INTEREST	(Nu. in millions)		% Change	% of Internal Revenue	% of Current Expenditure
	2009-10	2010-11			
On Internal Loans	70.103	59.205	-15.55%	0.34%	0.40%
On External Loans	1,673.079	1,734.845	3.69%	9.94%	11.77%
Total	1,743.182	1,794.050	2.92%	10.28%	12.18%

Source: Department of Public Accounts

The statement of interest payments for the FY 2009-10 and FY 2010-11 is presented in a graph IV.



The detailed statement of interest payment by Lender is presented in Table 13 below.

Table 13: STATEMENT OF INTEREST PAYMENT DURING THE FISCAL YEAR 2010-11

LENDER	PROJECT	Nu. in millions
A	INTERNAL	59.205
BoB/RMA	Ways and Means Advance	0.656
NPPF	First New Aircraft for Druk Air Corporation	35.080
BHTF	First New Aircraft for Druk Air Corporation	22.770
RGoB	Treasury Bills	0.625
RGoB	Purchase of buses for non-profitable routes (RSTA)	0.074
B	EXTERNAL	1,734.845
ADB	Multi Project - I 0637-BHU	1.015
ADB	Multi Project -II 0722 BHU	3.075
ADB	Chirang Hill Irrigation 0740-BHU	0.292
ADB	Road Mechanisation 0790-BHU	2.034
ADB	East West Highway 1265-BHU	2.180
ADB	Highland Livestock Dev. Project (HDLP) 0808-BHU	1.798
ADB	Industrial Estate 0900-BHU	0.245
ADB	Bhutan Development Bank Limited (BDFC) 0934-BHU	0.775
ADB	Technical & Vocational Education Training 1035-BHU	1.797

ADB	Rural Electrification - I 1375-BHU	3.816
ADB	Financial Sector Development 1565-BHU	1.717
ADB	Development Finance Loan 1566-BHU	1.915
ADB	Urban Infrastructure Improvement 1625-BHU	3.451
ADB	Sustainable Rural Electrification (RE-II) 1712-BHU	8.277
ADB	Health Care Reform 1762-BHU	6.172
ADB	Road Improvement 1763-BHU	8.195
ADB	Basic Skill Development 1830-BHU	5.150
ADB	Rural Electrification & Network Expansion (RE III) 2009-BHU	4.975
ADB	Green Power Development Project (ADF) 2464 – BHU	23.514
ADB	Financial Sector Development Program 2279 – BHU	2.390
ADB Total		82.783
AUSTRIAN	Basochhu Hydro Power Corporation - Lower Stage (BHPC-II)	52.007
AUSTRIAN	Dagachu Hydropower Project (RZB)	53.094
AUSTRIAN Total		105.101
Gol	Kurichhu Hydro Power Corporation (KHPC)	201.694
Gol	Tala Hydro Power Project (THPP)	1,295.863
Gol Total		1,497.557
IDA	Technical Assistance (TA) 1416-BHU	0.996
IDA	Forestry -I 1460-BHU	1.474
IDA	Bhutan Calcium Carbide Limited (BCCL) 1596-BHU	2.379
IDA	Primary Education Project (PEP) 1899-BHU	1.176
IDA	Forestry -II 1900-BHU	0.228
IDA	Forestry-III 2533-BHU	1.697
IDA	Second Education Project (SEP) 3044-BHU	4.976
IDA	Rural Access Project (RAP) 3309-BHU	3.721
IDA	Urban Development Project 3310-BHU	3.494
IDA	Education Development Project (EDP) 3820-BHU	11.459
IDA	Decentralised Rural Development Project (DRDP) 4040-BHU	2.195
IDA	Develpt Policy Financing for Institutional Strengthening 4562-BT	3.933
IDA	Second Urban Development Project 47440-BHU	0.118
IDA Total		37.846
IFAD	Small Farms Development 050-BT	1.331
IFAD	Trashigang-Mongar Area Development Project 178-BHU	1.127
IFAD	Punakha-Wangdue Valley Development Project 223-BHU	0.944
IFAD	First Eastern Zone Agriculture Project (FEZAP) 299-BHU	1.557
IFAD	Second Eastern Zone Agriculture Project (SEZAP) 512-BT	3.418
IFAD	Agri. Mkting & E/prise Promo. Prog. (AMEPP) 659-BT	3.181

IFAD Total	11.558
Grand Total (Actual Interest Paid during the year)	1,794.050

Source: Department of Public Accounts

The interest payment is also categorized based on the usage of loans by RGoB and by Corporation as presented below in Table 14.

Table 14: STATEMENT OF INTEREST PAYMENT DURING THE FY 2010-11: BY CORPN. & RGoB			
Corp./ RGoB	LENDER	PROJECT	Nu. in mil-lions
Corpn.	ADB	Bhutan Dev. Bank Limited (BDFC) 0934-BHU	0.775
Corpn.	ADB	Rural Electrification - I 1375-BHU	3.816
Corpn.	ADB	Development Finance Loan 1566-BHU	1.915
Corpn.	ADB	Sustainable Rural Electrification (RE-II) 1712-BHU	8.277
Corpn.	ADB	Rural E/fication & Network Expansion (RE III) 2009-BHU	4.975
Corpn.	ADB	Green Power Dev. Project (ADF) 2464 – BHU	23.514
ADB Total for Corporation			43.272
Corpn.	AUSTRIAN	Basochhu Hydro Power Corporation - Lower Stage (BHPC-II)	52.007
Corpn.	AUSTRIAN	Dagachu Hydro Power Project (RZB)	53.094
AUSTRIAN Total for Corporation			105.101
Corpn.	BHTF	First New Aircraft for Druk Air Corporation	22.770
BHTF Total for Corporation			22.770
Corpn.	GOI	Kurichhu Hydro Power Corporation (KHPC)	201.694
Corpn.	GOI	Tala Hydro Power Project (THPP)	1,295.863
GOI Total for Corporation			1,497.557
Corpn.	IDA	Bhutan Calcium Carbide Limited (BCCL) 1596-BHU	2.379
IDA Total for Corporation			2.379
Corpn.	NPPF	First New Aircraft for Druk Air Corporation	35.080
NPPF Total for Corporation			35.080
Total for Corporation Used Loan			1,706.159
RGoB	ADB	Multi Project - I 0637-BHU	1.015
RGoB	ADB	Multi Project -II 0722 BHU	3.075
RGoB	ADB	Chirang Hill Irrigation 0740-BHU	0.292
RGoB	ADB	Road Mechanisation 0790-BHU	2.034
RGoB	ADB	East West Highway 1265-BHU	2.180
RGoB	ADB	Highland Livestock Dev. Project (HDLP) 0808-BHU	1.798
RGoB	ADB	Industrial Estate 0900-BHU	0.245
RGoB	ADB	Technical & Vocational Edu Training 1035-BHU	1.797
RGoB	ADB	Financial Sector Development 1565-BHU	1.717
RGoB	ADB	Urban Infrastructure Improvement 1625-BHU	3.451

RGoB	ADB	Health Care Reform 1762-BHU	6.172
RGoB	ADB	Road Improvement 1763-BHU	8.195
RGoB	ADB	Basic Skill Development 1830-BHU	5.150
RGoB	ADB	Financial Sector Development Program	2.390
ADB Total for RGoB			39.511
RGoB	IDA	Technical Assistance (TA) 1416-BHU	0.996
RGoB	IDA	Forestry -I 1460-BHU	1.474
RGoB	IDA	Primary Education Project (PEP) 1899-BHU	1.176
RGoB	IDA	Forestry -II 1900-BHU	0.228
RGoB	IDA	Forestry-III 2533-BHU	1.697
RGoB	IDA	Second Education Project (SEP) 3044-BHU	4.976
RGoB	IDA	Rural Access Project (RAP) 3309-BHU	3.721
RGoB	IDA	Urban Development Project 3310-BHU	3.494
RGoB	IDA	Education Dev. Project (EDP) 3820-BHU	11.459
RGoB	IDA	Decentralised Rural Development Project (DRDP) 4040-BHU	2.195
RGoB	IDA	Development Policy Financing for Institutional Strengthening 4562 – BT	3.933
RGoB	IDA	Second Urban Development Project 47440-BHU	0.118
IDA Total for RGoB			35.467
RGoB	IFAD	Small Farms Development 050-BHU	1.331
RGoB	IFAD	Trashigang-Mongar Area Dev. Project 178-BHU	1.127
RGoB	IFAD	Punakha-Wangdue Valley Dev Project 223-BHU	0.944
RGoB	IFAD	First Eastern Zone Agriculture Project (FEZAP) 299-BHU	1.557
RGoB	IFAD	Second Eastern Zone Agriculture Project (SEZAP) 512-BHU	3.418
RGoB	IFAD	Agriculture Marketing & Enterprise Promotion Program (AMEPP) 659-BHU	3.181
IFAD Total for RGoB			11.558
RGoB	RGoB	Purchase of buses for non-profitable routes	0.074
RGoB	BoB/RMA	Ways and Means Advance	0.656
RGoB	Others	Treasury Bills	0.625
Total for RGoB			1.355
Total for RGoB used Loan			87.891
Grand Total			1,794.050

Source: Department of Public Accounts

6.1.4 CAPITAL EXPENDITURE

The total capital expenditure during the FY was Nu. 14,786.847 million recording an increase of 14.4 percent over the previous FY. The increase in the capital expenditure can be attributed to increase in expenditure on structure and professional services besides reconstruction of infrastructure damaged by Cyclone Aila and earthquake. The capital expenditure includes direct payments made by Gol to project DANTAK on behalf of the RGoB for the on-going activities like double laning of

Babesa- Phuntsholing highway, construction of new roads, etc.

Some of the major activities that have contributed to the increase in the capital expenditure during the FY are as follows:

a. Expenditure on Structure – Buildings	Nu. 604.898 million
b. Expenditure on Structure – Bridges	Nu. 164.127 million
c. Expenditure on Structure – Others	Nu. 499.263 million
d. Plant & Equipt. – General Tools, Instruments	Nu. 599.106 million
e. Professional Services	Nu. 918.629 million

Major expenditure heads on structure (building) includes construction of ninety units family quarters at RBP head quarter (Nu. 69.95 million) and site development works at Dolungang jail (Nu. 26.91 million), construction of Lhamoidzingkha MSS (Nu. 17.39 million), Gyensa LSS, Haa (Nu. 13.34 million), Phuentshothang HSS (Nu. 14.45 million), construction of BAFRA office at W/Phodrang, S/Jongkhar and Zhemgang (Nu. 11.62 million), construction of Wolakha Lhakhang (Nu. 18.01 million), etc.

Construction of Amochu bridge (Nu. 62.04 million), Kerung & Kurung bridge (Nu. 25.75 million) and suspension bridges (Nu. 13.15 million) has contributed to the increase in capital expenditure.

Under the expenditure on structure – Others, activities that contributed to the increase in capital expenditure are – Lungtenphu LAP (Nu. 75.72 million), Babesa and Semtokha LAP (Nu. 18.12 million), reconstruction of security wall at Nungzor and Phuentsholing jail (Nu. 20.81 million).

Procurement of office equipment for establishment of ICT labs in Schools and enabling e-governance, (Nu. 658.25 million) has also contributed to the increase in capital expenditure.

Increase in expenditure under the professional services was mainly on account of DPR for Chamkharchhu I (Nu. 109.20 million), Kholongchu (Nu. 97.08 million), Sunkosh (Nu. 126.16 million), Kuri-Gongri (Nu. 134.01 million), Amochu (Nu. 158.83 million), pre-construction activities of Mangdechu (Nu. 111.38 million) and Punatsangchu II (Nu.466.84 million). The road consultancy services under Road Network Project I (Nu. 59.68 million), Geological studies on urban towns (Nu. 2.96 million), urban infrastructure development project (Nu. 10.70 million) and Korean technical assistance to DUDES (Nu. 11.28 million) have also contributed to an increase under professional services.

About 77.30 percent of the total capital expenditure and repayment of external loans

of Nu. 17,602.889 million was financed by the receipts in grants and borrowing. The percentage coverage of capital expenditure and repayment by grants and borrowings is presented in the Table 15:

Table 15: CAPITAL EXPENDITURE AND REPAYMENT COMPARED WITH GRANTS AND BORROWINGS			
SOURCES	Nu. in millions		% Change
	2009-10	2010-11	
Grants	11,118.877	10,497.727	-5.59%
Borrowings	2,817.511	3,125.735	10.94%
Total of Grants & Borrowings	13,936.388	13,623.462	-2.25%
Expenditure			
Capital Expenditure	12,929.143	14,786.847	14.37%
Repayment	2,735.525	2,816.042	2.94%
Total of Capital & Repayment	15,664.668	17,602.889	12.37%
% coverage of Capital Expenditure & Repayment by Grants & Borrowings	88.97%	77.30%	

Source: DPA, GNHC & Spending Agencies

6.1.5 ON-LENDING

The total on-lending during the FY 2010-11 amounted to Nu. 986.679 million. This includes direct disbursement by JICA and ADB of Nu. 527.794 million and Nu. 392.716 million respectively for rural electrification projects. The statement of the on-lending is presented below in Table 16.

Table 16: STATEMENT OF ON-LENDING FOR THE FY 2010-11		
LENDER	PROJECT/PROGRAMME	Nu. in millions
IFAD	Rural Credit Loan to BDBL(BDFC) under AMEPP	20.999
JICA	Rural Electrification Project for BPCL	527.794
ADB	Medium Small and Micro Enterprise Loan to BDBL (BDFC)	45.170
ADB	Green Power Development Project (RE IV)	392.716
	Total	986.679

Source: Department of Public Accounts

6.1.6 LOAN REPAYMENT

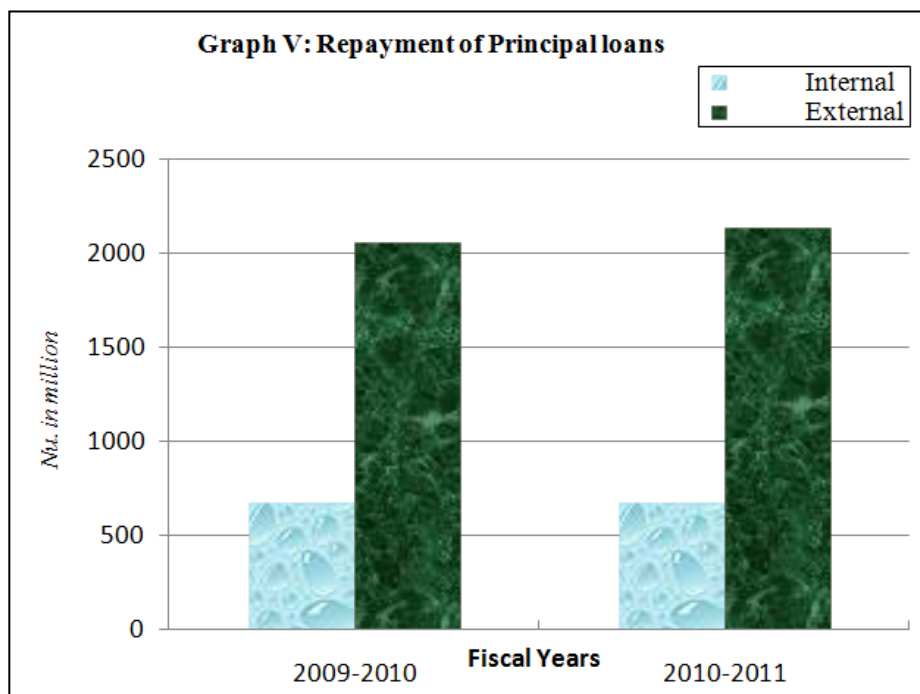
The principal repayment of loans during the FY 2010-11 amounted to Nu. 2,816.042 million. This consists of Nu. 674.677 million for internal borrowings and Nu. 2,141.365 million for external loans. Of the total principal repayment, 73.61 percent pertains to corporation used loans and the balance 26.39 percent is for RGoB used loans. The total principal loan repayment accounts for 3.72 percent of GDP.

A consolidated statement of principal repayment of loans for the FY 2009-10 and FY 2010-11 is presented below in Table 17.

FISCAL YEAR	(Nu. in millions)		% Change
	2009-10	2010-11	
Repayments	2,735.525	2,816.042	2.94%
Internal	672.815	674.677	0.28%
External	2,062.710	2,141.365	3.81%

Source: Department of Public Accounts

The statement of repayment of principal loans is presented below in Graph V.



The detailed repayment of principal loans by lender is presented in the Table 18 as follows:

Table 18: STATEMENT OF PRINCIPAL LOAN REPAYMENT DURING THE FY 2010-11 : BY LENDER		
Sl.No.	PROJECT	Nu. in millions
I	INTERNAL	674.677
A	National Pension and Provident Fund (NPPF)	106.302
i	First New Aircraft for Druk Air Corporation	106.302
B	Bhutan Health Trust Fund (BHTF)	69.000
i	First New Aircraft for Druk Air Corporation	69.000
C	Bank of Bhutan Limited	499.375
i	Treasury Bills (BOBL)	499.375
II	EXTERNAL	2,141.365
A	Asian Development Bank (ADB)	185.651
i	Tsirang Hill Irrigation 0740-BHU	1.955
ii	Bhutan Development Bank Limited(BDFC) 0934-BHU	4.598
iii	Development Finance 1566-BHU	3.912
iv	East-West Highway 1265-BHU	4.935
v	Financial Sector Development 1565-BHU	3.634
vi	Highland Livestock Development Project (HLDP) 0808-BHU	10.579
vii	Industrial Estate 0900-BHU	1.382
viii	Multi Project - I 0637-BHU	9.602
ix	Multi Project - II 0722-BHU	22.397
x	Road Mechanisation 0790-BHU	12.645
xi	Rural Electrification - I 1375-BHU	7.632
xii	Sustainable Rural Electrification - II 1712-BHU	22.568
xiii	Technical & Vocational Education Training(TVED) 1035-BHU	6.693
xiv	Urban Infrastructure Improvement Project 1625-BHU(SF)	6.467
xv	Health Care Reform Program 1762 BHU(SF)	28.867
xvi	Road Improvement project 1763-BHU(SF)	22.746
xvii	Basic Skill Development Project 1830-BHU (SF)	15.039
B	Government of Austria (GoA)	180.203
i	Basochhu Hydro Power Project - Lower Stage	129.023
ii	Basochhu Hydro Power Project - Upper Stage	51.180
C	Danish International Development Agency (DANIDA)	81.745
i	Rural Telecommunication Network Project	81.745
D	Government of India (Gol)	1,581.841
i	Kurichhu Hydro Power Corporation (KHPC)	186.667

ii	Tala Hydro Power Project (THPP)	1,395.174
E	International Development Assistance (IDA)	77.002
i	Bhutan Calcium Carbide Limited (BCCL) 1596-BHU	11.485
ii	Forestry - I 1460-BHU	8.742
iii	Forestry - II 1900-BHU	1.665
iv	Forestry - III 2533-BHU	5.513
v	Primary Education Project (PEP) 1899-BHU	8.572
vi	Technical Assistance (TA) 1416-BHU	5.187
vii	Second Education Project 3044-BHU	13.820
viii	Rural Access Project (RAP) 3309-BHU	11.355
ix	Urban Development Project 3310-BHU	10.663
F	International Fund for Agriculture Development (IFAD)	34.923
i	First Eastern Zone Agriculture Project (FEZAP) 299-BHU	4.906
ii	Punakha-Wangdue Valley Dev. Project (PWVDP) 223-BHU	3.400
iii	Small Farms Development 050-BT	6.569
iv	Second Eastern Zone Agriculture Project (SEZAP) 512-BT	15.583
v	Trashigang-Mongar Area Dev. Project (TMADP) 178-BHU	4.465
GRAND TOTAL		2,816.042

The statement of repayment of principal loans is categorized based on the usage of loan by RGoB and Corporation is presented in Table 19.

Table 19: STATEMENT OF PRINCIPAL REPAYMENT DURING THE			FY 2010-11: BY
Corporations & RGoB			
Sector	Lender	Project	Nu. in millions
Corpn.	BHTF	First New Aircraft for Druk Air Corporation	69.000
BHTF Total for Corporation loan			69.000
Corpn.	NPPF	First New Aircraft for Druk Air Corporation	106.302
NPPF Total for Corporation loan			106.302
Corpn.	ADB	Bhutan Dev. Bank Limited (BDFC) 0934-BHU	4.598
Corpn.	ADB	Development Finance 1566-BHU	3.912
Corpn.	ADB	Financial Sector Development 1565-BHU	3.634
Corpn.	ADB	Rural Electrification - I 1375-BHU	7.632
Corpn.	ADB	Sustainable Rural Electrification - II 1712-BHU	22.568
ADB Total for Corporation loan			42.344
Corpn.	DANIDA	Rural Telecommunication Network Project	81.745
DANIDA Total for Corporation loan			81.745
Corpn.	GoA	Basochhu Hydro Power Project- Upper Stage	51.180
Corpn.	GoA	Basochhu Hydro Power Project- Lower Stage	129.023

	GOA Total for Corporation loan		180.203
Corpn.	Gol	Kurichhu Hydro Power Corporation (KHPC)	186.667
Corpn.	Gol	Tala Hydro Power Project (THPP)	1,395.174
	GOI Total for Corporation loan		1,581.841
Corpn.	IDA	Bhutan Calcium Carbide Limited (BCCL) 1596-BHU	11.485
	IDA Total for Corporation loan		11.485
	Total for Corporation Loan		2,072.920
RGoB	ADB	Tsirang Hill Irrigation 0740-BHU	1.955
RGoB	ADB	East-West Highway 1265-BHU	4.935
RGoB	ADB	Health Care Reform Program 1762 BHU(SF)	28.867
RGoB	ADB	Highland Livestock Dev. Project (HLDP) 0808-BHU	10.579
RGoB	ADB	Industrial Estate 0900-BHU	1.382
RGoB	ADB	Multi Project - I 0637-BHU	9.602
RGoB	ADB	Multi Project - II 0722-BHU	22.397
RGoB	ADB	Road Improvement Project 1763-BHU(SF)	22.746
RGoB	ADB	Road Mechanisation 0790-BHU	12.645
RGoB	ADB	Technical & Vocational Edn. Trg. (TVED) 1035-BHU	6.693
RGoB	ADB	Urban Infrastructure Improv. Project 1625-BHU(SF)	6.467
RGoB	ADB	Basic Skill Development Project 1830-BHU (SF)	15.039
	ADB Total for RGoB loan		143.307
RGoB	IDA	Forestry - II 1900-BHU	1.665
RGoB	IDA	Forestry - III 2533-BHU	5.513
RGoB	IDA	Forestry - I 1460-BHU	8.742
RGoB	IDA	Primary Education Project (PEP) 1899-BHU	8.572
RGoB	IDA	Second Education Project 3044-BHU	13.820
RGoB	IDA	Technical Assistance (TA) 1416-BHU	5.187
RGoB	IDA	Rural Access Project (RAP) 3309-BHU	11.355
RGoB	IDA	Urban Development Project 3310-BHU	10.663
	IDA Total for RGoB loan		65.517
RGoB	IFAD	First Eastern Zone Agri. Project (FEZAP) 299-BHU	4.906
RGoB	IFAD	Punakha-Wangdue Valley Dev. Project (PWVDP) 223-BHU	3.400
RGoB	IFAD	Small Farms Development 050-BHU	6.569
RGoB	IFAD	T/gang-Mongar Area Dev. Project (TMADP) 178-BHU	4.465
RGoB	IFAD	Second Eastern Zone Agriculture Project (SEZAP) 512-BT	15.583
	IFAD Total for RGoB loan		34.923
RGoB	BoBL	Treasury Bills (T-Bills)	499.375
	Others Total for RGoB Loan		499.375
	Total for RGoB Loan		743.122
	Grand Total		2,816.042

Source: Department of Public Accounts

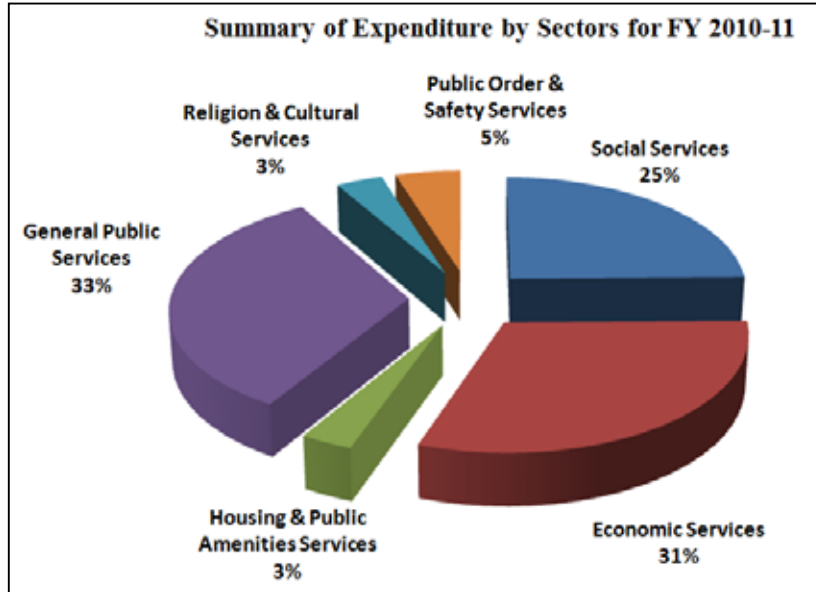
6.1.7 SECTOR WISE EXPENDITURE

The sector-wise expenditure for the FY 2010-11 as presented in Table 20 reflects the priorities of the RGoB in terms of expenditures to each sector in the economy.

Sectors	Expenditure					% of Total	% of GDP
	Current	Capital	Lending	Repayment	Total		
Social Services	5,201.642	3,051.946	-	-	8,253.588	24.77%	10.8%
Health Services	1,544.741	744.163	-	-	2,288.904	6.87%	3.0%
Education Services	3,656.901	2,307.783	-	-	5,964.684	17.90%	7.8%
Economic Services	2,417.598	7,806.124	-	-	10,223.722	30.68%	13.4%
RNR Services	1,495.946	2,353.152	-	-	3,849.098	11.55%	5.0%
Mining, Manufty & Industries Services	175.466	61.940	-	-	237.406	0.71%	0.3%
Transport & Communication Services	437.359	3,381.552	-	-	3,818.911	11.46%	5.0%
Energy Services	56.603	1,571.070	-	-	1,627.673	4.88%	2.1%
Other Economic Services	252.224	438.410	-	-	690.634	2.07%	0.9%
Housing & Public Amenities Services	304.793	763.497	-	-	1,068.290	3.21%	1.4%
General Public Services	5,134.601	2,045.658	986.680	2,816.040	10,982.979	32.96%	14.4%
General Public Services	2,737.975	1,448.230	-	-	4,186.205	12.56%	5.5%
Public Debt Services	2,396.626	597.428	986.680	2,816.040	6,796.774	20.40%	8.9%
Religion & Cultural Services	538.104	631.033	-	-	1,169.137	3.51%	1.5%
Public Order & Safety Services	1,138.326	488.590	-	-	1,626.916	4.88%	2.1%
Total	14,735.058	14,786.847	986.680	2,816.040	33,324.625	100.00%	43.7%
GDP as per NSB	76,241.260						

Source: Department of Public Accounts and Spending Agencies

The above statement is reproduced below in the form of pie chart.



A summary of revised budget estimates compared with the actual expenditure for the fiscal year in respect of ten Ministries, autonomous bodies and twenty Dzongkhags is presented below in Table 21.

AU CODE	ADMINISTRATIVE UNIT	(Nu. in millions)			% VARIANCE
		TOTAL BUDGET	TOTAL EXPENDITURE	TOTAL VARIANCE	
101.01-134.01	Total for Autonomous & Constnl. bodies	5,226.263	4,246.268	(-980.00)	-18.75%
201.01-212.01	Total for 10 Ministries	24,378.228	19,858.954	(-4519.27)	-18.54%
401.01-420.09	Total for 20 Dzongkhags	10,316.554	9,219.403	(-1097.15)	-10.63%
Total		39,921.045	33,324.625	(-6,596.42)	-16.52%

Note: Expenditure figures are exclusive of Advances & Suspense

Source: DNB, DPA & Spending Agencies

The total expenditures of Nu. 33,324.625 million has resulted in a variation of Nu. 6,596.42 million corresponding to 16.52 percent against the total revised budget estimates of Nu. 39,921.045 million during the fiscal year.

A statement of variance of the revised budget and actual expenditure by administrative unit and summary of expenditure by object code is presented in Schedule 1 and 2 respectively.

7. GOVERNMENT DEBT POSITION

The total government debt outstanding as on 30th June 2011 is Nu. 48,619.178 million. The summary statement of outstanding debt is presented in Table 22.

7.1 Domestic Debt

As on 1st July 2010, the outstanding domestic debt of the Government was estimated at Nu. 1,051.815 million on account of the Government equity participation in the purchase of new aircraft for Druk Air Corporation Limited. With the fifth repayment for the Druk Air Corporation and issuance of T-Bills during the FY, the internal loan outstanding was reduced to Nu. 876.513 million as on June 30, 2011 as below:

(i)	National Pension & Provident Fund	Nu.	531.513 million
(ii)	Bhutan Health Trust Fund	Nu.	<u>345.000</u> million
	Total	Nu.	<u>876.513</u> million

7.2 External Debt

The total external debt outstanding at the beginning of the FY was estimated at US\$ 763.48 million. During the FY, with the repayment of Nu. 2,141.365 million and project tied-disbursement of Nu. 3,110.010 million, the total external outstanding debt was estimated at US\$ 1061.89 million as on 30th June 2011. This is about 63 percent of GDP. The external debt in convertible currency (other than Gol) is about USD 513.682 million, equivalent to Nu. 23,095.125 million.

The outstanding Government of India (Gol) Rupee loan for hydropower projects is estimated at Rs. 24,647.540 million as on 30th June 2011. This is about 50.7 percent of the Government's total outstanding debt. The detail of the Gol loans is as follows:

(i)	Kurichhu Hydropower Corporation	Rs.	933.332 million
(ii)	Tala Hydropower Project Authority	Rs.	11,161.398 million
(iii)	Punatshangchhu Hydropower Project-I	Rs.	10,169.500 million
(iv)	Punatshangchhu Hydropower Project-II	Rs.	1,638.000 million
(v)	Mangdechu Hydroelectric Project	Rs.	<u>745.310</u> million
	Total	Rs.	<u>24,647.540</u> million

A detailed statement of outstanding debt as on 30th June 2011 is presented in Table 23:

Table 22: SUMMARY STATEMENT OF OUTSTANDING DEBT OF THE GOVERNMENT FOR THE PERIOD ENDED JUNE 30, 2011

Sl. No.	LENDER AND PROJECTS	Loan Committed		W I T H D R A W A L S			REPAYMENTS DURING THE YEAR			Closing Balances as on 30/06/11	Closing Balances in USD	
		Curr.	Amount	Opening balances as on 01/07/2010 Principal	Interest & Charges accrued during the year		Total Liability incurred during the year	Principal	Interest & S/Charges			Total
					Interest	Fees & Charges						
A	INTERNAL	Nu.	2,252.398	1,051.815	499.375	59.131	558.506	674.677	59.131	733.808	876.513	19.495
i	Bank of Bhutan	Nu.	499.375	-	499.375	1.281	500.656	499.375	1.281	500.656	-	-
ii	National Pension and Provident Fund	Nu.	1,063.023	637.815	-	35.080	35.080	106.302	35.080	141.382	531.513	11.822
iii	Bhutan Health Trust Fund	Nu.	690.000	414.000	-	22.770	22.770	69.000	22.770	91.770	345.000	7.673
B	EXTERNAL: Gol	Rs.	79,760.034	18,277.571	7,951.810	1,497.557	9,449.367	1,581.841	1,497.557	3,079.398	24,647.540	548.210
C	EXTERNAL: Other than Gol	Nu.		16,048.518	5,246.849	218.788	43.104	5,508.741	559.524	1,034.333	23,095.125	513.682
i	International Development Association (IDA)	XDR	103.437	73.333	18.051	0.540	-	18.591	1.100	0.540	90.284	143.724
ii	Asian Development Bank (ADB)	XDR	140.356	92.868	12.145	1.442	-	13.587	2.603	1.442	102.410	163.027
iii	Asian Development Bank (ADB)	USD	51.000	13.347	25.749	0.084	0.044	25.877	-	0.128	39.096	39.096
iv	International Fund for Agriculture Dev.(IFAD)	XDR	32.631	18.931	2.537	0.585	-	3.122	0.501	0.585	20.967	33.378
v	Government of Austria (GoA)	Euro	89.628	47.455	18.675	1.051	0.635	20.361	2.940	1.686	63.190	91.004
vi	Government of Denmark (GoD)	Euro	13.009	8.456	-	-	-	-	1.301	-	7.155	10.304
vii	Japan International Cooperation Agency (JICA)	JPY	3.576	1.720	0.970	0.219	-	1.189	-	0.219	2.690	33.149
	Grand Total	Nu.		35,377.904	13,698.034	1,775.476	43.104	15,516.614	2,816.042	2,031.497	48,619.178	1,081.388
	Note: Exchange rates used for conversion:	USD	XDR	KWD	EURO	JPY('000)						
		Nu.	44.9600	-	64.7500	554.0500						
	GDP (Source-NSB)	Nu.	76,241.250			3.9210						

Source: Department of Public Accounts

Table 23: THE DETAILED STATEMENT OF OUTSTANDING DEBT OF THE GOVERNMENT FOR THE PERIOD ENDED JUNE 30, 2011

Sl. No.	LENDERS AND PROJECTS	Loan No.	(Amounts in Agreement Currencies)										Closing Balances as on 30/06/2011	Closing Balances in USD
			Loan Committed		Opening balances as on 01/07/2010 Principal	W I T H D R A W A L S			REPAYMENTS DURING THE YEAR					
			Curr.	Amount		Interest & Charges accrued during the year	Interest	fees/charges	Total Liability incurred during the year	Principal	Interest & Charges	Total		
A	INTERNAL		Nu.	2,252,398	1,051,815	499,375	59,131	558,506	674,677	59,131	733,808	876,513	19,495	
I	BoBL/RMA			499,375	-	499,375	1,281	500,656	499,375	1,281	500,656	-	-	
1	Ways and Means Advance			-	-	-	0.656	0.656	-	-	0.656	-	-	
2	Treasury Bills (T-Bills)			499,375	-	499,375	0.625	500,000	499,375	0.625	500,000	-	-	
II	NPPF			1,063,023	637,815	-	35,080	35,080	106,302	35,080	141,382	531,513	11,822	
1	Long-term loan for RGoB Equity in Drukair			1,063,023	637,815	-	35,080	35,080	106,302	35,080	141,382	531,513	11,822	
III	BHTF			690,000	414,000	-	22,770	22,770	69,000	22,770	91,770	345,000	7,673	
1	Long-term loan for RGoB Equity in Drukair			690,000	414,000	-	22,770	22,770	69,000	22,770	91,770	345,000	7,673	
B	EXTERNAL: Government of India (GOI)		Rs.	79,760,034	18,277,571	7,951,810	1,497,557	9,449,367	1,581,841	1,497,557	3,079,398	24,647,540	548,210	
1	Kurichu Hydro Power Corporation			2,240,000	1,119,999	201,694	201,694	201,694	186,667	201,694	388,361	933,332	20,759	
2	Tala Hydro Power Project Authority			16,742,094	12,556,572	1,295,863	1,295,863	1,295,863	1,395,174	1,295,863	2,691,037	11,161,398	248,252	
3	Punatsangchu Hydro Power Project - I			14,059,240	4,601,000	5,568,500	-	5,568,500	-	-	-	10,169,500	226,190	
4	Punatsangchu Hydro Power Project - II			26,444,600	-	1,638,000	-	1,638,000	-	-	-	1,638,000	36,432	
5	Mangdechhu Hydroelectric Project			20,274,100	-	745,310	-	745,310	-	-	-	745,310	16,577	
C	EXTERNAL: Other than GOI		Nu.		16,048,518	5,246,849	218,788	5,508,741	559,524	474,809	1,034,333	23,095,125	513,682	
I	ADB (ADF)		XDR	140,356	92,868	12,145	1,442	13,587	2,603	1,442	4,045	102,410	163,027	
1	Multi-Project - I	637-BHU		3,674	1,911	-	0.019	0.019	0.147	0.019	0.166	1,764	2,808	

Sl. No.	LENDERS AND PROJECTS	Loan No.	Loan Committed		Opening balances as on 01/07/2010 Principal	Interest & Charges accrued during the year			Total Liability incurred during the year	REPAYMENTS DURING THE YEAR			Closing Balances as on 30/06/2011	Closing Balances in USD	
			Curr.	Amount		Interest	fees/ charges	Principal		Interest & Charges	Total				
2	Multi-Project - II	722-BHU		7.428	4.309	-	0.051	-	-	0.051	0.297	0.051	0.348	4.012	6.387
3	Chirang Hill Irrigation	740-BHU		0.849	0.508	-	0.005	-	-	0.005	0.034	0.005	0.039	0.474	0.755
4	Road Mechanisation	790-BHU		3.718	2.379	-	0.033	-	-	0.033	0.149	0.033	0.182	2.230	3.550
5	Highland Livestock Development Project	808-BHU		3.526	2.326	-	0.029	-	-	0.029	0.141	0.029	0.170	2.185	3.478
6	Industrial Estates	900-BHU		10.550	0.396	-	0.004	-	-	0.004	0.022	0.004	0.026	0.374	0.595
7	Bhutan Development Finance Corporation	934-BHU		1.621	1.200	-	0.012	-	-	0.012	0.065	0.012	0.077	1.135	1.807
8	Technical, Vocational & Educational Training	1035-BHU		3.295	2.669	-	0.029	-	-	0.029	0.098	0.029	0.127	2.571	4.093
9	East-West Highway	1265-BHU		3.666	3.189	-	0.033	-	-	0.033	0.073	0.033	0.106	3.116	4.960
10	Rural Electrification (RE)	1375-BHU		4.771	4.342	-	0.059	-	-	0.059	0.095	0.059	0.154	4.247	6.761
11	Financial Sector Development Program	1565-BHU		2.939	2.792	-	0.028	-	-	0.028	0.059	0.028	0.087	2.733	4.351
12	Development Finance Loan	1566-BHU		2.932	2.785	-	0.032	-	-	0.032	0.058	0.032	0.090	2.727	4.341
13	Urban Infrastructure Improvement Project	1625-BHU		4.244	4.075	-	0.054	-	-	0.054	0.085	0.054	0.139	3.990	6.352
14	Sustainable Rural Electrification (RE-II)	1712-BHU		7.063	6.327	-	0.136	-	-	0.136	0.294	0.136	0.430	6.033	9.604
15	Health Care Reform	1762-BHU		7.614	6.900	-	0.102	-	-	0.102	0.476	0.102	0.578	6.424	10.226
16	Road Improvement	1763-BHU		7.263	6.809	-	0.123	-	-	0.123	0.302	0.123	0.425	6.507	10.359
17	Basic Skill Development	1830-BHU		5.556	4.782	-	0.079	-	-	0.079	0.208	0.079	0.287	4.574	7.281
18	Rural Electrification & Network Expansion Project	2009-BHU		6.584	6.585	-	0.073	-	-	0.073	-	0.073	0.073	6.585	10.483
19	Road Network Project	2187-BHU		18.803	13.025	-	0.134	-	-	0.134	4.203	0.134	4.337	17.228	27.425
20	Urban Infrastructure Development	2258-BHU		16.597	2.223	-	0.025	-	-	0.025	2.673	0.025	2.698	4.896	7.794

Sl. No.	LENDERS AND PROJECTS	Loan No.	Loan Committed		Opening balances as on 01/07/2010 Principal	W I T H D R A W A L S			REPAYMENTS DURING THE YEAR			Closing Balances as on 30/06/2011	Closing Balances in USD
			Curr.	Amount		Interest accrued during the year	Total Liability incurred during the year	Principal	Interest & Charges	Total			
											Interest		
21	Financial Sector Development Program	2279-BHU		7,472	2,717	0.035	-	2,752	-	0.035	0.035	5,434	8,650
22	Financial Sector Development Project	2280-BHU		1,359	0.465	0.005	-	0.184	-	0.005	0.005	0.644	1,025
23	Green Power Dev. Project -(ADF)	2464-BHU		18,832	10,154	2,373	0.342	2,715	-	0.342	0.342	12,527	19,942
	ADB (OCR)		USD	51,000	13,347	0.084	0.044	25,877	-	0.128	0.128	39,096	39,096
24	Green Power Dev. Project -(OCR)	2463-BHU		51,000	13,347	25,749	0.084	25,877	-	0.128	0.128	39,096	39,096
II	Government of Austria (GoA)		Euro	89,628	47,455	18,675	1.051	20,361	-	1.686	1.686	63,190	91,004
1	Basochhu Hydro Power Project - Upper Stage			17,151	13,723	-	-	-	-	0.857	-	12,866	18,529
2	Basochhu Hydro Power Project - Lower Stage			31,245	30,204	-	0.271	0.838	-	2.083	2.921	28,121	40,499
3	Dagachu Hydro Power Project (RZB)			41,232	3,528	18,675	0.780	19,523	-	0.848	0.848	22,203	31,976
4	Financing for Rural Electrification			5,800	-	-	-	-	-	-	-	-	-
IV	Government of Denmark (GoD)		Euro	13,009	8,456	-	-	-	-	1.301	-	7,155	10,304
1	Rural Telecom Network Project			13,009	8,456	-	-	-	-	1.301	-	7,155	10,304
V	JICA		JPY('000)	3,576	1,720	0.970	0.219	1,189	-	0.219	0.219	2,690	33,149
1	Rural Electrification Project phase I	BT-P1		3,576	1,720	0.970	0.219	1,189	-	0.219	0.219	2,690	33,149
2	Rural Electrification II	BT-P2		2,187	-	-	-	-	-	-	-	-	-
VI	IDA		XDR	103,437	73,333	18,051	0.540	18,591	-	1.100	0.540	90,284	143,724
1	Technical Assistance	1416-BHU		2,531	1,785	-	0.015	0.015	-	0.077	0.015	1,708	2,719
2	Forestry I	1460-BHU		4,154	2,991	-	0.021	0.021	-	0.124	0.021	2,867	4,564

Sl. No.	LENDERS AND PROJECTS	Loan No.	Loan Committed		Opening balances as on 01/07/2010 Principal	W I T H D R A W A L S			REPAYMENTS DURING THE YEAR			Closing Balances as on 30/06/2011	Closing Balances in USD	
			Curr.	Amount		Interest accrued during the year	fees/charges	Total Liability incurred during the year	Principal	Interest & Charges	Total			
														Interest
3	Bhutan Calcium & Carbide Limited	1596-BHU		5.570	4.178	-	0.035	-	-	0.035	0.168	0.203	4.010	6.384
4	Forestry II	1900-BHU		0.602	0.433	-	0.003	-	-	0.003	0.024	0.027	0.409	0.651
5	Primary Education Project	1899-BHU		3.100	2.232	-	0.017	-	-	0.017	0.124	0.141	2.108	3.356
6	Forestry III	2533-BHU		3.879	3.375	-	0.024	-	-	0.024	0.078	0.102	3.297	5.249
7	Second Education Project	3044-BHU		9.847	9.453	-	0.071	-	-	0.071	0.197	0.268	9.256	14.735
8	Urban Development Project	3310-BHU		7.443	7.369	-	0.049	-	-	0.049	0.149	0.198	7.220	11.494
9	Rural Access Project	3309-BHU		7.926	7.847	-	0.052	-	-	0.052	0.159	0.211	7.688	12.239
10	Education Development Project	3820-BHU		22.000	21.827	0.169	0.163	-	-	0.332	-	0.163	21.996	35.016
11	Decentralised Rural Development Project	4040-BHU		4.600	4.308	0.097	0.032	-	-	0.129	-	0.032	4.405	7.012
12	Dev. Policy Fin. for Institutional Strengthening	4562-BT		7.535	7.535	-	0.056	-	-	0.056	-	0.056	7.535	11.995
13	Second Urban Development Project(Urban Dev II)	IDA47440		7.750	-	1.285	0.002	-	-	1.287	-	0.002	1.285	2.046
14	First Development Policy Credit	48350-BT		16.500	-	16.500	-	-	-	16.500	-	-	16.500	26.266
VII	IFAD		XDR	32.631	18.931	2.537	0.565	-	-	3.122	0.501	1.086	20.967	33.378
1	Small Farm Dev. & Irrigation Rehabilitation	50-BHU		3.782	1.928	-	0.019	-	-	0.019	0.094	0.113	1.834	2.920
2	Tashigang - Monggar Area Development	178-BHU		2.557	1.630	-	0.016	-	-	0.016	0.064	0.080	1.566	2.493
3	Punakha-Wangdue Valley Development Project	223-BHU		1.953	1.367	-	0.014	-	-	0.014	0.049	0.063	1.318	2.098
4	First Eastern Zone Agriculture Project	299-BHU		2.793	2.234	-	0.022	-	-	0.022	0.070	0.092	2.164	3.445
5	Second Eastern Zone Agriculture Project	512-BHU		6.696	6.585	-	0.049	-	-	0.049	0.224	0.273	6.361	10.126

Sl. No.	LENDERS AND PROJECTS	Loan No.	Loan Committed		Opening balances as on 01/07/2010 Principal	W I T H D R A W A L S			REPAYMENTS DURING THE YEAR			Closing Balances as on 30/06/2011	Closing Balances in USD	
			Curr.	Amount		Interest accrued during the year	fees/charges	Total Liability incurred during the year	Principal	Interest & Charges	Total			
6	Agriculture Marketing & Enterprise Promotion	659-BHU		9,250	5,187	2,537	0.465	-	3,002	-	0.465	0.465	7,724	12,296
7	Market Access and Growth Intensification Project(MAGIP)	L-I-824-BT		5,600	-	-	-	-	-	-	-	-	-	-
	Grand Total		Nu.		35,377.904	13,698.034	1,775.476	43.104	15,516.614	2,816.042	2,031.497	4,847.539	48,619.178	1,081,388
	Note: Exchange rates used for conversion:	USD	XDR	KWD	EURO	JPY('000)								
		44.9600	71.5722	-	64.7500	554.0500								

GDP as per NSB = Nu. 76,241.260

Source: Department of Public Accounts

8. GOVERNMENT EQUITY HOLDINGS

As on 30th June 2011, the total Government equity holding in various corporations was estimated at Nu. 44,803.063 million as presented in Table 24. This includes Government share holdings in DHI owned and linked companies.

9. GOVERNMENT GUARANTEES

The total Government Guarantees issued was estimated at Nu. 2,911.65 million as on June 30, 2011. The Guarantees consists of Druk Air Corporation's Bonds issued for the purchase of aircrafts, Rural Credit including SME and Credit Expansion loans to Bhutan Development Bank Limited/BDFC, import of furnance to BFAL and working capital to Dharma Industries, Social 3 and People's Project. The statement of Government Guarantees as on June 30, 2011 is presented in Table 25.

Table 24: STATEMENT OF GOVERNMENT EQUITY PORTFOLIO AS OF 30TH JUNE 2011

Sl. No	Corporations	Shareholding as on 30/06/2010					Investment		Divestment/Transfer		Amount (Nu. in millions)			
		No. of Shares	Value (Nu)	% Holding	Face value	No. of shares	Amount (Nu)	No. of shares	Amount (Nu)	No. of Shares	Value (Nu)	% Holding	Amount (Nu. in millions)	
I	Manufacturing		44,446.632	-	-	-	-	-	-	-	-	-	-	
1	Army Welfare Project	25000	25,000	100%	1,000	-	-	-	-	-	-	25,000	100%	
2	Bhutan Agro Industries Limited	290,636	29,064	100%	100	-	-	-	-	-	-	290,636	100%	
3	Wood Craft Centre Limited	-	98,820	100%	-	-	-	-	-	-	-	-	100%	
4	Kuensel Corporation	255,000	25,500	51%	100	-	-	-	-	-	-	255,000	51%	
5	Druk Holding & Investments Ltd	442,682,486	44,268,249	100%	100	-	-	-	-	-	-	442,682,486	100%	
II	Trading		15,000									15,000		
6	Food Corporation of Bhutan	15,000	15,000	100%	1,000	-	-	-	-	-	-	15,000	100%	
III	Services		154,430									154,430		
7	Bhutan Postal Corporation	235,952	23,595	100%	100	-	-	-	-	-	-	235,952	100%	
8	Bhutan Broadcasting Service Limited	1,308,351	130,835	100%	100	-	-	-	-	-	-	1,308,351	100%	
IV	Financial Institutions		187,000									187,000		
9	Bhutan Development Finance Corp	187,000	187,000	93.50%	1,000	-	-	-	-	-	-	187,000	93.50%	
	TOTAL		44,803,063									444,999,425		

Share holdings through DHI

Sl. No	Corporations	Shareholding as on 30/06/2010			Investment		Divestment/Transfer		Shareholding as on 30/06/2011			
		No. of Shares	Value (Nu)	% Holding	No. of shares	Amount (Nu)	No. of share	Amount (Nu)	No. of Shares	Value (Nu)	% Holding	
I	Manufacturing											
1	Penden Cement Authority Limited	1,521,074	152,107	44.74%	100	-	-	-	-	1,521,074	152,107	44.74%
		33,383,645	30,795,827							33,383,645	30,795,826	

Sl. No	Corporations	Shareholding as on 30/06/2010				Investment		Divestment/Transfer		Shareholding as on 30/06/2011		
		No. of Shares	Value (Nu)	% Holding	Face value	No. of shares	Amount (Nu)	No. of share	Amount (Nu)	No. of Shares	Value (Nu)	% Holding
2	Bhutan Board Products Limited	668,334	66,833	47.74%	100					668,334	66,833	47.74%
3	Bhutan Ferro Alloys Limited	385,946	38,595	25.73%	100					385,946	38,595	25.73%
4	Natural Resource Development Corp.	300,000	30,000	100%	100					300,000	30,000	100%
5	Druk Green Power Corporation	30,508,291	30,508,291	100%	1,000					30,508,291	30,508,291	100%
II	Trading	204,000	20,400							306,000	30,600	
6	State Trading Corporation of Bhutan ¹	204,000	20,400	51%	100	102000			10,200	306,000	30,600	51.00%
III	Services	30,364,964	10,338,064							30,421,866	10,394,966	
7	Druk Air Corporation	22,252,111	2,225,211	100%	100					22,252,111	2,225,211	100.00%
8	Bhutan Telecom Corporation	854,082	854,082	100%	1,000					854,082	854,082	100.00%
9	Bhutan Power Corporation ²	7,258,771	7,258,771	100%	1,000	56902			56,902	7,315,673	7,315,673	100.00%
IV	Financial Institutions	1,747,902	462,790							1,747,902	462,790	
10	Bhutan National Bank	485,952	48,595	13.61%	100					485,952	48,595	13.67%
11	Bank of Bhutan	320,000	320,000	80%	1,000					320,000	320,000	80.00%
12	Royal Insurance Corp. of Bhutan Ltd	941,950	94,195	39.25%	100					941,950	94,195	39.25%
	TOTAL		41,617,081								41,684,183	

1. Opening balance 20,400
Add: 50% Bonus Share 10,200
30,600

2. Opening balance 7,258,771
Bonus share of 1:1 issued 56,902
7,315,673

Table 25: DETAILS OF SOVEREIGN GUARANTEE ISSUED BY THE GOVERNMENT AS AT JUNE 30, 2011

Sl. No.	Name of the beneficiary	Date of issue	Issued to	Purpose of Issue Foreign Currency Original Amount (Nu. Million)	Amount guaranteed		Validity	Remark	
					Balance amount (Nu. Million)				
1	Bhutan Development Bank Limited	11/12/2004	Bank of Bhutan Limited	Credit Expansion		500.000	500.000	10 years	Principal repayment has started from June 2011; To be fully liquidated by 2015
2	Bhutan Development Bank Limited	2/4/2008	NPPF	Rural Credit including SME		400.000	400.000	10 years	Principal repayment will start from March 2014
3	BFAL	12/11/2004	EKSPORTFINANS, Norway	Import of furance	NOK 59.500 m	424.235	233.914	10 years	Balance NOK 30378488.40 ; Nu.233914360.68; To be liquidated by 2014
4	Dharma Industries, Social 3, People's Projects	30/7/2007	Bhutan National Bank	Working Capital for establishment of industry to manufacture statues		15.000	8.700	10 years	Sanctioned Nu.9,988,042.98 against the guaranteed amount
5	Druk Air Corporation	2003-04	Bond subscribers	Druk Air Bond		1,769.040	1,769.040	10 years	As per the Audited Financial Statement
Total						3,108.275	2,911.654		

Source: Public Enterprise Division

10. GOVERNMENT CONSOLIDATED ACCOUNT

Reconciliation of Government Consolidated Account for the FY 2010-11 is presented below.

SL. NO.	PARTICULARS	(Nu. in millions)
		AMOUNT
1	Opening Balance as on July 1, 2010	1,333.335
2	RECEIPTS DURING THE YEAR	34,367.443
	Budget Fund Account (DPA)	15,609.868
	Revenue Account (DRC&BOB)	17,729.249
	Non Revenue Account (BOB)	1,028.326
3	LESS: PAYMENTS DURING THE YEAR	35,780.556
	Budget Fund Account (DPA)	115.276
	Withdrawals from LC A/c (BOB)	35,394.953
	Withdrawals from Revenue A/c (DRC&BOB)	270.327
4	Closing Balance as on 30 June 2011 (DPA)	(79.778)
5	RECONCILIATION:	
	Closing Balance as on 30 June 2010 (BoB/RMA)	1,327.176
	Add: Fund in Transit (Cr.) as on 30.06.2011 – BoB	242.025
	Less: Fund in Transit (Dr.) as on 30.06.2011 – BoB	1,584.827
6	Closing Balance as on 30 June 2011 (BoB/RMA)	(15.626)
7	Add:	3.006
	a) Credits (Deposits) as per DPA but not in BoB	1.238
	b) Debits (Payments) as per BoB but not in DPA	1.768
8	Less:	67.158
	a) Credit (Deposits) as per BoB but not in DPA	67.158
	b) Debits (Payments) as per DPA but not in BoB	-
9	Closing Bank Balance as on 30 June 2011 (DPA)	(79.778)

Source: DPA, BoB and DRC

11. GOVERNMENT BUDGET FUND ACCOUNT

Reconciliation of Government Budget Fund Account for FY 2010-11 is presented below.

Sl. No.	PARTICULARS	Nu. in millions	REMARKS
1	Closing Balance as per Bank Statement as of 30.06.2011	15,558.744	
2	Add:	3.006	
a	Credits as per Cash Book but not in BoB	1.238	Annexure – 1
b	Debits as per BOB but not in Cash Book	1.768	
3	Less:	67.158	
a	Credits as per BoB but not in Cash Book	67.158	Annexure – 2
b	Debits as per Cash Book but not in BoB	-	
4	Closing Balance as per Cash Book as of 30.06.2011	15,494.592	

Source: Department of Public Accounts & BoBL

11.1 RECONCILIATION DETAILS - Annexure

Sl. No.	PARTICULARS	Nu. in million
A	Deposits of FY 2010-11 credited by BOB in FY 2011-12	
i	DPA5288 – World bank grant to MoE for Educational Dev. Project	1.058
ii	MOH/DMS11497 – Penalty for suppliers	0.028
iii	SABAHP71 – Payment by self employed women's association	0.152
	Total of A	1.238
B	Debited by BoB in 2010-11 not in cash book	
i	RMA6995	1.769
	Total of B	1.769

Sl. No.	PARTICULARS	Nu. in million
A	Deposits of FY 2010-11 credited by BOB in FY 2011-12	
i	Soelra proceeds	0.011
ii	ADB loan to RMA for Financial Development Project	4.000
iii	IDA loan to MOA for Financial Development Project	0.780
iv	Austrain Grant Hotel Management Training Institute	62.367
	Total of A	67.158

12. REFUNDABLE DEPOSIT, REVOLVING AND TRUST FUNDS

As required by FRR-2001, the statement of Refundable Deposits Account, Revolving Funds and Trust Funds as on 30th June 2011 is presented below.

Table 28: OPERATION OF REFUNDABLE DEPOSIT ACCOUNT, REVOLVING AND TRUST FUNDS		
SI. No.	Account Name	Amount (million)
1	Refundable Deposits Accounts	Nu. 634.042
2	Bhutan Health Trust Fund	Nu. 1,102.760
3	Bhutan Trust Fund for Environment Conservation	Nu. 1.535
4	Cultural Trust Fund	Nu. 47.279
5	Bhutan Information Communication and Media Authority	Nu. 90.766

Source: *Bank of Bhutan, Bhutan National Bank and Spending Agencies*

13. CURRENT DEPOSITS ACCOUNT

There are 316 Current Deposits Accounts as on 30th June 2011 operated by the various agencies. Of the total Current Deposits Accounts, 205 is operated by Gewogs, 21 by Judiciary, 6 by Municipal Corporations and 84 by Others. The closing balance of the Current Deposit as on 30th June 2011 is presented in Table 29 and the details are appended in Schedule 13.

Table 29: SUMMARY OF CURRENT DEPOSITS ACCOUNTS			
SI No.	Agencies	No. of Accounts	Amount (Nu. in million)
1	Gewogs	205	6.775
2	Judiciary	21	7.501
3	Municipalities	6	86.154
4	Others	84	734.240
Total		316	834.670

Source: *Department of Public Accounts, BoB & BNB & Spending agencies*

SCHEDULE 1: COMPARISON OF REVISED BUDGET APPROPRIATIONS AND ACTUAL ANNUAL EXPENDITURE FOR FY 2010-2011

AU CODE	ADMINISTRATIVE UNIT	REVISED BUDGET APPROPRIATIONS				ACTUAL ANNUAL EXPENDITURE				AMOUNT OF VARIATION				%VAR
		CURRENT	CAPITAL	LEN/REPAY	TOTAL	CURRENT	CAPITAL	LEN/REPAY	TOTAL	CUR-RENT	CAPITAL	LEN/REPAY	TOTAL	
101.01	HIS MAJESTY'S SECRETARIAT	59,821	16,435	-	76,256	50,923	7,409	-	58,332	8,898	9,026	-	17,924	-23.51%
102.01	HIS MAJESTY'S SECRETARIAT (4TH KING)	21,778	0,211	-	21,989	17,667	0,211	-	17,878	4,111	-	-	4,111	-18.70%
103.01	NATIONAL ASSEMBLY OF BHUTAN	76,833	8,328	-	85,161	75,832	7,822	-	83,654	1,001	0,506	-	1,507	-1.77%
104.01	NATIONAL COUNCIL OF BHUTAN	53,774	16,177	-	69,951	49,899	3,034	-	52,933	3,875	13,143	-	17,018	-24.33%
105.01	COUNCIL FOR RELIGIOUS AFFAIRS	438,592	137,385	-	575,977	437,381	96,482	-	533,863	1,211	40,903	-	42,114	-7.31%
111.01	CABINET SECRETARIAT	36,795	18,369	-	55,164	33,217	12,370	-	45,587	3,578	5,999	-	9,577	-17.36%
112.01	OFFICE OF THE ATTORNEY GENERAL	17,409	19,498	-	36,907	17,071	2,279	-	19,350	0,338	17,219	-	17,557	-47.57%
113.01	BHUTAN OLYMPIC COMMITTEE	30,223	20,318	-	50,541	29,822	20,316	-	50,138	0,401	0,002	-	0,403	-0.80%
114.01	DZONGKHAG DEVELOPMENT COMMISSION	17,391	6,912	-	24,303	17,129	6,518	-	23,647	0,262	0,394	-	0,656	-2.70%
115.01	NATIONAL LAND COMMISSION	239,656	139,130	-	378,786	237,637	111,988	-	349,625	2,019	27,142	-	29,161	-7.70%
116.01	CENTRE FOR BHUTAN STUDIES	28,121	0,837	-	28,958	24,015	0,630	-	24,645	4,106	0,207	-	4,313	-14.89%
117.01	GROSS NATIONAL HAPPINESS COMMISSION	41,715	288,346	-	330,061	32,253	237,555	-	269,808	9,462	50,791	-	60,253	-18.26%
118.01	NATIONAL ENVIRONMENT COMMISSION	19,668	43,278	-	62,946	19,719	35,221	-	54,940	(0,051)	8,057	-	8,006	-12.72%
119.01	ROYAL INSTITUTE OF MANAGEMENT	43,915	57,874	-	101,789	39,534	34,527	-	74,061	4,381	23,347	-	27,728	-27.24%
120.01	ROYAL UNIVERSITY OF BHUTAN	412,107	892,728	-	1,304,835	393,042	576,057	-	969,099	19,065	316,671	-	335,736	-25.73%
121.01	NATIONAL STATISTICS BUREAU	25,353	8,803	-	34,156	20,081	3,732	-	23,813	5,272	5,071	-	10,343	-30.28%
122.01	BHUTAN NARCOTIC CONTROL AGENCY	10,982	3,657	-	14,639	9,613	1,770	-	11,383	1,369	1,887	-	3,256	-22.24%
123.01	BHUTAN INFORMATION COMMUNICATION MEDIA AUTHORITY	14,031	207,377	-	221,408	12,628	131,176	-	143,804	1,403	76,201	-	77,604	-35.05%

AU CODE	ADMINISTRATIVE UNIT	REVISED BUDGET APPROPRIATIONS			ACTUAL ANNUAL EXPENDITURE			AMOUNT OF VARIATION			%VAR			
		CURRENT	CAPITAL	LEN/REPAY	TOTAL	CURRENT	CAPITAL	LEN/REPAY	TOTAL	CUR-RENT		CAPITAL	LEN/REPAY	TOTAL
124.01	THROMDEYS	324,974	75,795	-	400,769	316,193	58,531	-	374,724	8,781	17,264	-	26,045	-6.50%
125.01	DRUG REGULATORY AUTHORITY	7,170	2,260	-	9,430	7,009	0,811	-	7,820	0,161	1,449	-	1,610	-17.07%
126.01	TOURISM COUNCIL OF BHUTAN	57,454	255,133	-	312,587	52,593	259,061	-	311,654	4,861	(3,928)	-	0,933	-0.30%
127.01	NATIONAL COMMISSION FOR WOMEN & CHILDREN	21,945	7,405	-	29,350	15,185	1,910	-	17,095	6,760	5,495	-	12,255	-41.75%
128.01	ROYAL EDUCATION COUNCIL	24,674	69,284	-	93,958	20,165	65,156	-	85,321	4,509	4,128	-	8,637	-9.19%
107.01	ROYAL CIVIL SERVICE COMMISSION	34,684	109,600	-	144,284	32,845	98,796	-	131,641	1,839	10,804	-	12,643	-8.76%
108.01	ANTI-CORRUPTION COMMISSION	29,723	46,784	-	76,507	24,585	29,004	-	53,589	5,138	17,780	-	22,918	-29.96%
109.01	ELECTION COMMISSION OF BHUTAN	181,676	36,189	-	217,865	86,516	9,918	-	96,434	95,160	26,271	-	121,431	-55.74%
110.01	ROYAL AUDIT AUTHORITY	96,926	18,345	-	115,271	90,421	13,740	-	104,161	6,505	4,605	-	11,110	-9.64%
106.01	JUDICIARY	184,293	168,122	-	352,415	172,058	85,211	-	257,269	12,235	82,911	-	95,146	-27.00%
	Total: AUTONOMOUS & CONSTITUTIONAL BODIES	2,551,683	2,674,580	-	5,226,263	2,335,033	1,911,235	-	4,246,268	216,650	763,345	-	979,995	-18.75%
401.01	DZONGKHAG ADMINISTRATION, CHHUKHA	392,621	219,663	-	612,284	395,782	173,418	-	569,200	(3,161)	46,245	-	43,084	-7.04%
402.01	DZONGKHAG ADMINISTRATION, HAA	131,906	125,466	-	257,372	127,596	102,632	-	230,228	4,310	22,834	-	27,144	-10.55%
403.01	DZONGKHAG ADMINISTRATION, PARO	284,528	198,952	-	483,480	281,359	173,841	-	455,200	3,169	25,111	-	28,280	-5.85%
404.01	DZONGKHAG ADMINISTRATION, SAMTSE	333,695	217,112	-	550,807	333,344	157,133	-	490,477	0,351	59,979	-	60,330	-10.95%
405.01	DZONGKHAG ADMINISTRATION, TSIRANG	195,716	97,008	-	292,724	171,032	71,073	-	242,105	24,684	25,935	-	50,619	-17.29%
406.01	DZONGKHAG ADMINISTRATION, DAGANA	188,468	167,204	-	355,672	188,819	156,624	-	345,443	(0,351)	10,580	-	10,229	-2.88%
407.01	DZONGKHAG ADMINISTRATION, PUNAKHA	253,967	209,153	-	463,120	250,877	173,840	-	424,717	3,090	35,313	-	38,403	-8.29%

AU CODE	ADMINISTRATIVE UNIT	REVISED BUDGET APPROPRIATIONS				ACTUAL ANNUAL EXPENDITURE				AMOUNT OF VARIATION				%VAR
		CURRENT	CAPITAL	LEN/ REPAY	TOTAL	CURRENT	CAPITAL	LEN/ REPAY	TOTAL	CUR-RENT	CAPITAL	LEN/ REPAY	TOTAL	
408.01	DZONGKHAG ADMINISTRATION, WANGDUE PHODANG	237,248	138,468	-	375,716	239,015	101,800	-	340,815	(1,767)	36,668	-	34,901	-9.29%
409.01	DZONGKHAG ADMINISTRATION, BUMTHANG	164,898	127,831	-	292,729	157,464	108,821	-	266,285	7,434	19,010	-	26,444	-9.03%
410.01	DZONGKHAG ADMINISTRATION, SARPANG	257,747	183,205	-	440,952	257,280	143,524	-	400,804	0,467	39,681	-	40,148	-9.10%
411.01	DZONGKHAG ADMINISTRATION, ZHEMGANG	215,547	190,152	-	405,699	204,636	124,106	-	328,742	10,911	66,046	-	76,957	-18.97%
412.01	DZONGKHAG ADMINISTRATION, TONGSA	161,631	124,267	-	285,898	157,155	107,487	-	264,642	4,476	16,780	-	21,256	-7.43%
413.01	DZONGKHAG ADMINISTRATION, LHUENTSE	159,461	164,247	-	323,708	157,454	138,428	-	295,882	2,007	25,819	-	27,826	-8.60%
414.01	DZONGKHAG ADMINISTRATION, MONGAR	321,472	315,330	-	636,802	302,489	243,787	-	546,276	18,983	71,543	-	90,526	-14.22%
415.01	DZONGKHAG ADMINISTRATION, PEMA GATSHEL	233,793	354,274	-	588,067	231,765	281,807	-	513,572	2,028	72,467	-	74,495	-12.67%
416.01	DZONGKHAG ADMINISTRATION, SAMDUP JONGKHAR	244,722	162,297	-	407,019	244,616	156,195	-	400,811	0,106	6,102	-	6,208	-1.53%
417.01	DZONGKHAG ADMINISTRATION, TASHIGANG	422,927	409,265	-	832,192	414,951	358,738	-	773,689	7,976	50,527	-	58,503	-7.03%
418.01	DZONGKHAG ADMINISTRATION, THIMPHU	128,621	92,763	-	221,384	128,283	66,118	-	194,401	0,338	26,645	-	26,983	-12.19%
419.01	DZONGKHAG ADMINISTRATION, GASA	65,738	39,104	-	104,842	65,503	27,919	-	93,422	0,235	11,185	-	11,420	-10.89%
420.01	DZONGKHAG ADMINISTRATION, TASHI YANGTSE	188,909	194,402	-	383,311	186,227	180,402	-	366,629	2,682	14,000	-	16,682	-4.35%
	Total : 20 DZONGKHAGS	4,583,615	3,730,163	-	8,313,778	4,495,647	3,047,693	-	7,543,340	87,968	682,470	-	770,438	-9.27%
401.02	SAMPHELING GEWOG, CHHUKHA	0,782	9,232	-	10,014	0,774	6,744	-	7,518	0,008	2,488	-	2,496	-24.93%
401.03	BONGO GEWOG, CHHUKHA	3,710	18,775	-	22,485	2,369	15,662	-	18,031	1,341	3,113	-	4,454	-19.81%
401.04	CHAPCHHA GEWOG, CHHUKHA	0,683	6,512	-	7,195	0,486	4,596	-	5,082	0,197	1,916	-	2,113	-29.37%

AU CODE	ADMINISTRATIVE UNIT	REVISED BUDGET APPROPRIATIONS			ACTUAL ANNUAL EXPENDITURE			AMOUNT OF VARIATION			%VAR			
		CURRENT	CAPITAL	LEN/REPAY	TOTAL	CURRENT	CAPITAL	LEN/REPAY	TOTAL	CUR-RENT		CAPITAL	LEN/REPAY	TOTAL
401.05	DJUNGA GEWOG, CHHUKHA	0.625	42.856	-	43.481	0.549	32.537	-	33.086	0.076	10.319	-	10.395	-23.91%
401.06	GELING GEWOG, CHHUKHA	0.601	3.263	-	3.864	0.508	1.852	-	2.360	0.093	1.411	-	1.504	-38.92%
401.07	DARLA GEWOG, CHHUKHA	0.795	13.664	-	14.459	0.658	11.468	-	12.126	0.137	2.196	-	2.333	-16.14%
401.08	GETENA GEWOG, CHHUKHA	0.609	13.003	-	13.612	0.537	13.213	-	13.750	0.072	(0.210)	-	(0.138)	1.01%
401.09	BUACHHO GEWOG, CHHUKHA	0.587	5.318	-	5.905	0.571	3.727	-	4.298	0.016	1.591	-	1.607	-27.21%
401.10	LOKCHINA GEWOG, CHHUKHA	3.086	28.895	-	31.981	2.523	22.053	-	24.576	0.563	6.842	-	7.405	-23.15%
401.11	METAKHA GEWOG, CHHUKHA	0.557	2.646	-	3.203	0.501	2.308	-	2.809	0.056	0.338	-	0.394	-12.30%
401.12	PHUNTSHOLING GEWOG, CHHUKHA	2.015	14.499	-	16.514	1.986	9.721	-	11.707	0.029	4.778	-	4.807	-29.11%
402.02	BJI GEWOG, HAA	0.684	3.940	-	4.624	0.598	3.693	-	4.291	0.086	0.247	-	0.333	-7.20%
402.03	KATSHO GEWOG, HAA	0.671	2.820	-	3.491	0.634	2.709	-	3.343	0.037	0.111	-	0.148	-4.24%
402.04	SOMBAY GEWOG, HAA	0.676	1.964	-	2.640	0.578	1.745	-	2.323	0.098	0.219	-	0.317	-12.01%
402.05	SAMA GEWOG, HAA	0.680	2.756	-	3.436	0.549	2.229	-	2.778	0.131	0.527	-	0.658	-19.15%
402.06	IUSU GEWOG, HAA	0.698	3.288	-	3.986	0.588	2.944	-	3.532	0.110	0.344	-	0.454	-11.39%
402.07	GAKIDLING GEWOG, HAA	0.868	4.910	-	5.778	0.522	3.381	-	3.903	0.346	1.529	-	1.875	-32.45%
403.02	DOBSHARI GEWOG, PARO	0.656	3.035	-	3.691	0.654	2.566	-	3.220	0.002	0.469	-	0.471	-12.76%
403.03	DOGAR GEWOG, PARO	0.710	4.122	-	4.832	0.709	4.086	-	4.795	0.001	0.036	-	0.037	-0.77%
403.04	DOTENG GEWOG, PARO	0.604	11.107	-	11.711	0.604	11.083	-	11.687	-	0.024	-	0.024	-0.20%
403.05	HUNGRAL GEWOG, PARO	0.588	1.475	-	2.063	0.586	1.463	-	2.049	0.002	0.012	-	0.014	-0.68%
403.06	LANGO GEWOG, PARO	0.700	2.315	-	3.015	0.638	1.535	-	2.173	0.062	0.780	-	0.842	-27.93%
403.07	LUNGNAYI GEWOG, PARO	0.679	4.929	-	5.608	0.677	4.906	-	5.583	0.002	0.023	-	0.025	-0.45%
403.08	NAJA GEWOG, PARO	0.891	4.692	-	5.583	0.812	4.683	-	5.495	0.079	0.009	-	0.088	-1.58%
403.09	SHABA GEWOG, PARO	0.762	4.810	-	5.572	0.730	4.741	-	5.471	0.032	0.069	-	0.101	-1.81%
403.10	TSENTO GEWOG, PARO	0.760	6.135	-	6.895	0.749	5.687	-	6.436	0.011	0.448	-	0.459	-6.66%

AU CODE	ADMINISTRATIVE UNIT	REVISED BUDGET APPROPRIATIONS				ACTUAL ANNUAL EXPENDITURE				AMOUNT OF VARIATION				%VAR
		CURRENT	CAPITAL	LEN/REPAY	TOTAL	CURRENT	CAPITAL	LEN/REPAY	TOTAL	CUR-RENT	CAPITAL	LEN/REPAY	TOTAL	
403.11	WANGCHANG GEWOG, PARO	0.665	6.434	-	7.099	0.605	6.418	-	7.023	0.060	0.016	-	0.076	-1.07%
404.02	BARA GEWOG, SAMTSE	0.861	6.954	-	7.815	0.849	3.726	-	4.575	0.012	3.228	-	3.240	-41.46%
404.03	BIRU GEWOG, SAMTSE	0.771	9.766	-	10.537	0.748	7.313	-	8.061	0.023	2.453	-	2.476	-23.50%
404.04	CHARGHAREY GEWOG, SAMTSE	0.713	4.462	-	5.175	0.692	3.267	-	3.959	0.021	1.195	-	1.216	-23.50%
404.05	CHENGMARI GEWOG, SAMTSE	0.851	8.169	-	9.020	0.793	7.119	-	7.912	0.058	1.050	-	1.108	-12.28%
404.06	DENCHUKHA GEWOG, SAMTSE	0.747	5.718	-	6.465	0.739	3.137	-	3.876	0.008	2.581	-	2.589	-40.05%
404.07	DOROKHA GEWOG, SAMTSE	0.890	13.074	-	13.964	0.878	11.421	-	12.299	0.012	1.653	-	1.665	-11.92%
404.08	DUMTEOD GEWOG, SAMTSE	0.969	3.998	-	4.967	0.947	3.377	-	4.324	0.022	0.621	-	0.643	-12.95%
404.09	YOEDSELTSEY GEWOG, SAMTSE	0.753	5.201	-	5.954	0.739	4.248	-	4.987	0.014	0.953	-	0.967	-16.24%
404.10	NAMGAYCHHEOLING GEWOG, SAMTSE	0.660	5.521	-	6.181	0.639	4.091	-	4.730	0.021	1.430	-	1.451	-23.48%
404.11	TENDU GEWOG, SAMTSE	0.877	8.078	-	8.955	0.836	5.903	-	6.739	0.041	2.175	-	2.216	-24.75%
404.12	UGYENTSEY GEWOG, SAMTSE	0.590	3.697	-	4.287	0.577	3.444	-	4.021	0.013	0.253	-	0.266	-6.20%
404.13	PUGLI GEWOG, SAMTSE	0.857	8.616	-	9.473	0.853	4.943	-	5.796	0.004	3.673	-	3.677	-38.82%
404.14	SAMTSE GEWOG, SAMTSE	0.794	7.819	-	8.613	0.788	6.492	-	7.280	0.006	1.327	-	1.333	-15.48%
404.15	SIBSU GEWOG, SAMTSE	0.712	8.362	-	9.074	0.678	4.869	-	5.547	0.034	3.493	-	3.527	-38.87%
404.16	TADING GEWOG, SAMTSE	0.917	8.386	-	9.303	0.801	3.772	-	4.573	0.116	4.614	-	4.730	-50.84%
405.02	BETENI GEWOG, TSIRANG	0.640	15.753	-	16.393	0.544	15.604	-	16.148	0.096	0.149	-	0.245	-1.49%
405.03	DUNGLAGANG GEWOG, TSIRANG	0.588	8.710	-	9.298	0.474	8.420	-	8.894	0.114	0.290	-	0.404	-4.35%
405.04	BARSHONG GEWOG, TSIRANG	0.654	6.143	-	6.797	0.551	5.671	-	6.222	0.103	0.472	-	0.575	-8.46%

AU CODE	ADMINISTRATIVE UNIT	REVISED BUDGET APPROPRIATIONS				ACTUAL ANNUAL EXPENDITURE				AMOUNT OF VARIATION				%VAR
		CURRENT	CAPITAL	LEN/REPAY	TOTAL	CURRENT	CAPITAL	LEN/REPAY	TOTAL	CUR-RENT	CAPITAL	LEN/REPAY	TOTAL	
405.05	GOSLING GEWOG, TSIRANG	0.609	5.891	-	6.500	0.548	4.528	-	5.076	0.061	1.363	-	1.424	-21.91%
405.06	RANGTHANGLING GEWOG, TSIRANG	0.534	9.008	-	9.542	0.475	7.878	-	8.353	0.059	1.130	-	1.189	-12.46%
405.07	KILKHORTHANG GEWOG, TSIRANG	0.634	4.398	-	5.032	0.513	3.801	-	4.314	0.121	0.597	-	0.718	-14.27%
405.08	MENDALGANG GEWOG, TSIRANG	0.657	2.579	-	3.236	0.546	1.444	-	1.990	0.111	1.135	-	1.246	-38.50%
405.09	PATALEY GEWOG, TSIRANG	0.593	3.241	-	3.834	0.494	2.319	-	2.813	0.099	0.922	-	1.021	-26.63%
405.10	PHUENTENCHHU GEWOG, TSIRANG	0.616	4.769	-	5.385	0.543	4.306	-	4.849	0.073	0.463	-	0.536	-9.95%
405.11	SHEMJONG GEWOG, TSIRANG	0.592	2.459	-	3.051	0.508	2.222	-	2.730	0.084	0.237	-	0.321	-10.52%
405.12	TSHOLINGKHAR GEWOG, TSIRANG	0.591	5.270	-	5.861	0.539	2.999	-	3.538	0.052	2.271	-	2.323	-39.63%
405.13	TSIRANGTEOD GEWOG, TSIRNAG	0.584	2.776	-	3.360	0.502	2.473	-	2.975	0.082	0.303	-	0.385	-11.46%
406.02	DORONA GEWOG, DAGANA	0.513	18.741	-	19.254	0.509	0.355	-	0.864	0.004	18.386	-	18.390	-95.51%
406.03	DUJYEGANG GEWOG, DAGANA	0.521	28.160	-	28.681	0.522	25.125	-	25.647	(0.001)	3.035	-	3.034	-10.58%
406.04	GESARLING GEWOG, DAGANA	0.777	11.704	-	12.481	0.756	8.907	-	9.663	0.021	2.797	-	2.818	-22.58%
406.05	GOSHI GEWOG, DAGANA	0.441	9.765	-	10.206	0.454	8.955	-	9.409	(0.013)	0.810	-	0.797	-7.81%
406.06	KANA GEWOG, DAGANA	0.538	30.927	-	31.465	0.538	29.234	-	29.772	-	1.693	-	1.693	-5.38%
406.07	KHEBISA GEWOG, DAGANA	0.575	8.344	-	8.919	0.571	8.237	-	8.808	0.004	0.107	-	0.111	-1.24%
406.08	LAJAB GEWOG, DAGANA	0.591	2.014	-	2.605	0.446	1.170	-	1.616	0.145	0.844	-	0.989	-37.97%
406.09	TRASHIDING GEWOG, DAGANA	0.514	5.756	-	6.270	0.506	4.911	-	5.417	0.008	0.845	-	0.853	-13.60%
406.10	TSENDAGANG GEWOG, DAGANA	0.482	14.733	-	15.215	0.517	13.296	-	13.813	(0.035)	1.437	-	1.402	-9.21%
406.11	TSANGKHA GEWOG, DAGANA	0.478	2.873	-	3.351	0.452	1.793	-	2.245	0.026	1.080	-	1.106	-33.01%
406.12	TSEZA GEWOG, DAGANA	0.584	8.671	-	9.255	0.585	8.670	-	9.255	(0.001)	0.001	-	0.000	0.00%

AU CODE	ADMINISTRATIVE UNIT	REVISED BUDGET APPROPRIATIONS				ACTUAL ANNUAL EXPENDITURE				AMOUNT OF VARIATION				%VAR
		CURRENT	CAPITAL	LEN/REPAY	TOTAL	CURRENT	CAPITAL	LEN/REPAY	TOTAL	CUR-RENT	CAPITAL	LEN/REPAY	TOTAL	
406.13	DEORALI GEWOG, DAGANA	0.541	2.040	-	2.581	0.526	1.546	-	2.072	0.015	0.494	-	0.509	-19.72%
406.14	LHAMOZINGKHA GEWOG, DAGANA	0.558	3.949	-	4.507	0.549	3.897	-	4.446	0.009	0.052	-	0.061	-1.35%
406.15	NICHULA GEWOG, DAGANA	0.558	2.037	-	2.595	0.541	1.184	-	1.725	0.017	0.853	-	0.870	-33.53%
407.02	CHHUBU GEWOG, PUNAKHA	0.596	9.710	-	10.306	0.583	6.207	-	6.790	0.013	3.503	-	3.516	-34.12%
407.03	GOENSHARI GEWOG, PUNAKHA	0.543	2.389	-	2.932	0.494	1.775	-	2.269	0.049	0.614	-	0.663	-22.61%
407.04	GUMA GEWOG, PUNAKHA	0.608	8.743	-	9.351	0.520	8.453	-	8.973	0.088	0.290	-	0.378	-4.04%
407.05	KABJISA GEWOG, PUNAKHA	0.598	9.407	-	10.005	0.529	7.868	-	8.397	0.069	1.539	-	1.608	-16.07%
407.06	LIMGBUKHA GEWOG, PUNAKHA	0.585	4.000	-	4.585	0.584	3.979	-	4.563	0.001	0.021	-	0.022	-0.48%
407.07	SHENGANA GEWOG, PUNAKHA	0.638	3.918	-	4.556	0.636	4.205	-	4.841	0.002	(0.287)	-	(0.285)	6.26%
407.08	TALO GEWOG, PUNAKHA	0.607	7.029	-	7.636	0.575	6.388	-	6.963	0.032	0.641	-	0.673	-8.81%
407.09	TEOWANG GEWOG, PUNAKHA	0.645	12.545	-	13.190	0.624	11.345	-	11.969	0.021	1.200	-	1.221	-9.26%
407.10	DZOMA GEWOG, PUNAKHA	0.612	4.738	-	5.350	0.545	3.483	-	4.028	0.067	1.255	-	1.322	-24.71%
407.11	BAAP GEWOG, PUNAKHA	0.590	4.159	-	4.749	0.575	3.866	-	4.441	0.015	0.293	-	0.308	-6.49%
407.12	TOEBESA GEWOG, PUNAKHA	0.601	8.763	-	9.364	0.528	8.692	-	9.220	0.073	0.071	-	0.144	-1.54%
408.02	BJENA GEWOG, WANGDUE PHODANG	0.640	4.078	-	4.718	0.595	3.435	-	4.030	0.045	0.643	-	0.688	-14.56%
408.03	DANGCHHU GEWOG, WANGDUE PHODANG	0.569	7.777	-	8.346	0.525	2.881	-	3.406	0.044	4.896	-	4.940	-59.19%
408.04	DAGA GEWOG, WANGDUE PHODANG	0.571	4.126	-	4.697	0.523	3.963	-	4.486	0.048	0.163	-	0.211	-4.49%
408.05	GANGTEOD GEWOG, WANGDUE PHODANG	0.577	3.180	-	3.757	0.504	2.114	-	2.618	0.073	1.066	-	1.139	-30.32%

AU CODE	ADMINISTRATIVE UNIT	REVISED BUDGET APPROPRIATIONS			ACTUAL ANNUAL EXPENDITURE			AMOUNT OF VARIATION			%VAR			
		CURRENT	CAPITAL	LEN/REPAY	TOTAL	CURRENT	CAPITAL	LEN/REPAY	TOTAL	CUR-RENT		CAPITAL	LEN/REPAY	TOTAL
408.06	GASETSHOGONGM GEWOG, WANGDUE PHODANG	0.581	5.493	-	6.074	0.534	4.071	-	4.605	0.047	1.422	-	1.469	-24.19%
408.07	GASETSHOWGOM GEWOG, WANGDUE PHODANG	0.558	1.772	-	2.330	0.503	1.348	-	1.851	0.055	0.424	-	0.479	-20.56%
408.08	KAZHI GEWOG, WANGDUE PHODANG	0.566	6.178	-	6.744	0.532	5.480	-	6.012	0.034	0.698	-	0.732	-10.85%
408.09	NAHI GEWOG, WANGDUE PHODANG	0.490	4.689	-	5.179	0.441	3.884	-	4.325	0.049	0.805	-	0.854	-16.49%
408.10	NYISHO GEWOG, WANGDUE PHODANG	0.575	3.269	-	3.844	0.558	2.833	-	3.391	0.017	0.436	-	0.453	-11.78%
408.11	PHANGYUEL GEWOG, WANGDUE PHODANG	0.599	4.746	-	5.345	0.577	2.373	-	2.950	0.022	2.373	-	2.395	-44.81%
408.12	PHOBIJ GEWOG, WANGDUE PHODANG	0.639	4.040	-	4.679	0.535	2.390	-	2.925	0.104	1.650	-	1.754	-37.49%
408.13	RUBESA GEWOG, WANGDUE PHODANG	0.597	6.862	-	7.459	0.567	6.395	-	6.962	0.030	0.467	-	0.497	-6.66%
408.14	SEPHU GEWOG, WANGDUE PHODANG	0.590	5.254	-	5.844	0.550	4.261	-	4.811	0.040	0.993	-	1.033	-17.68%
408.15	ATHANG GEWOG, WANGDUE PHODANG	0.791	5.263	-	6.054	0.742	3.780	-	4.522	0.049	1.483	-	1.532	-25.31%
408.16	THEDTSHO GEWOG, WANGDUE PHODANG	0.531	4.546	-	5.077	0.515	3.174	-	3.689	0.016	1.372	-	1.388	-27.34%
409.02	CHHOEKHOR GEWOG, BUMTHANG	0.682	6.208	-	6.890	0.637	6.025	-	6.662	0.045	0.183	-	0.228	-3.31%
409.03	CHHUME GEWOG, BUMTHANG	0.787	7.612	-	8.399	0.766	7.588	-	8.354	0.021	0.024	-	0.045	-0.54%
409.04	TANG GEWOG, BUMTHANG	0.709	4.265	-	4.974	0.694	4.012	-	4.706	0.015	0.253	-	0.268	-5.39%
409.05	URA GEWOG, BUMTHANG	0.664	3.006	-	3.670	0.610	2.993	-	3.603	0.054	0.013	-	0.067	-1.83%
410.02	SAMTAYLING GEWOG, SARPANG	0.637	6.799	-	7.436	0.470	5.782	-	6.252	0.167	1.017	-	1.184	-15.92%
410.03	CHUZARGANG GEWOG, SARPANG	0.689	5.231	-	5.920	0.566	4.930	-	5.496	0.123	0.301	-	0.424	-7.16%
410.04	DEKIDLING GEWOG, SARPANG	0.697	7.998	-	8.695	0.635	7.213	-	7.848	0.062	0.765	-	0.847	-9.74%

AU CODE	ADMINISTRATIVE UNIT	REVISED BUDGET APPROPRIATIONS				ACTUAL ANNUAL EXPENDITURE				AMOUNT OF VARIATION				%VAR
		CURRENT	CAPITAL	LEN/REPAY	TOTAL	CURRENT	CAPITAL	LEN/REPAY	TOTAL	CUR-RENT	CAPITAL	LEN/REPAY	TOTAL	
410.05	DOBAN GEWOG, SARPANG	0.682	2.592	-	3.274	0.641	2.278	-	2.919	0.041	0.314	-	0.355	-10.84%
410.06	TAREYTHANG GEWOG, SARPANG	0.527	1.837	-	2.364	0.453	0.979	-	1.432	0.074	0.858	-	0.932	-39.42%
410.07	GELGPHU GEWOG, SARPANG	0.712	10.666	-	11.378	0.609	9.312	-	9.921	0.103	1.354	-	1.457	-12.81%
410.08	HILAY GEWOG, SARPANG	0.705	6.718	-	7.423	0.608	2.645	-	3.253	0.097	4.073	-	4.170	-56.18%
410.09	JIGMEDCHHEOLING GEWOG, SARPANG	2.345	9.049	-	11.394	0.776	6.740	-	7.516	1.569	2.309	-	3.878	-34.04%
410.10	UMLING GEWOG, SARPANG	0.692	4.762	-	5.454	0.577	4.488	-	5.065	0.115	0.274	-	0.389	-7.13%
410.11	SENGEY GEWOG, SARPANG	0.592	3.457	-	4.049	0.496	2.207	-	2.703	0.096	1.250	-	1.346	-33.24%
410.12	SHOMPANGKHA GEWOG, SARPANG	0.744	8.380	-	9.124	0.678	6.262	-	6.940	0.066	2.118	-	2.184	-23.94%
410.13	SERSHONG GEWOG, SARPANG	0.641	10.653	-	11.294	0.621	9.360	-	9.981	0.020	1.293	-	1.313	-11.63%
411.02	BARDO GEWOG, ZHEM-GANG	2.316	7.802	-	10.118	2.125	7.675	-	9.800	0.191	0.127	-	0.318	-3.14%
411.03	BJOKA GEWOG, ZHEM-GANG	0.543	3.320	-	3.863	0.495	2.817	-	3.312	0.048	0.503	-	0.551	-14.26%
411.04	NANGKOR GEWOG, ZHEMGANG	1.119	7.870	-	8.989	1.065	6.672	-	7.737	0.054	1.198	-	1.252	-13.93%
411.05	NGANGLA GEWOG, ZHEMGANG	0.679	5.105	-	5.784	0.678	4.912	-	5.590	0.001	0.193	-	0.194	-3.35%
411.06	PHANGKHAR GEWOG, ZHEMGANG	0.615	4.396	-	5.011	0.602	4.350	-	4.952	0.013	0.046	-	0.059	-1.18%
411.07	SHINGKHAR GEWOG, ZHEMGANG	0.635	3.502	-	4.137	0.616	2.615	-	3.231	0.019	0.887	-	0.906	-21.90%
411.08	TONG GEWOG, ZHEM-GANG	0.613	9.110	-	9.723	0.569	8.074	-	8.643	0.044	1.036	-	1.080	-11.11%
411.09	GOSHING GEWOG, ZHEMGANG	2.346	6.500	-	8.846	2.226	5.843	-	8.069	0.120	0.657	-	0.777	-8.78%
412.02	DEGTENG GEWOG, TONGSA	0.635	7.112	-	7.747	0.629	6.863	-	7.492	0.006	0.249	-	0.255	-3.29%
412.03	KORPHU GEWOG, TONGSA	0.591	11.924	-	12.515	0.562	8.668	-	9.230	0.029	3.256	-	3.285	-26.25%

AU CODE	ADMINISTRATIVE UNIT	REVISED BUDGET APPROPRIATIONS				ACTUAL ANNUAL EXPENDITURE				AMOUNT OF VARIATION				
		CURRENT	CAPITAL	LEN/REPAY	TOTAL	CURRENT	CAPITAL	LEN/REPAY	TOTAL	CUR-RENT	CAPITAL	LEN/REPAY	TOTAL	%VAR
412.04	LANGTHEL GEWOG, TONGSA	0.719	7.533	-	8.252	0.707	7.310	-	8.017	0.012	0.223	-	0.235	-2.85%
412.05	NUBI GEWOG, TONGSA	0.838	6.511	-	7.349	0.828	5.050	-	5.878	0.010	1.461	-	1.471	-20.02%
412.06	TANGSIBJI GEWOG, TONGSA	0.627	7.253	-	7.880	0.604	5.529	-	6.133	0.023	1.724	-	1.747	-22.17%
413.02	GANGZUR GEWOG, LHUENTSE	0.714	17.249	-	17.963	0.573	9.265	-	9.838	0.141	7.984	-	8.125	-45.23%
413.03	JAREY GEWOG, LHUENTSE	0.650	22.371	-	23.021	0.598	21.845	-	22.443	0.062	0.526	-	0.578	-2.51%
413.04	KHOMA GEWOG, LHUENTSE	0.675	26.675	-	27.350	0.671	21.671	-	22.342	0.004	5.004	-	5.008	-18.31%
413.05	KURTEOD GEWOG, LHUENTSE	0.657	30.523	-	31.180	0.566	24.035	-	24.601	0.091	6.488	-	6.579	-21.10%
413.06	MINJAY GEWOG, LHUENTSE	0.590	6.711	-	7.301	0.533	6.018	-	6.551	0.057	0.693	-	0.750	-10.27%
413.07	MENBI GEWOG, LHUENTSE	0.669	5.845	-	6.514	0.562	4.773	-	5.335	0.107	1.072	-	1.179	-18.10%
413.08	METSHO GEWOG, LHUENTSE	0.855	31.915	-	32.770	0.854	30.345	-	31.199	0.001	1.570	-	1.571	-4.79%
413.09	TSENKHAR GEWOG, LHUENTSE	0.614	18.125	-	18.739	0.530	15.675	-	16.205	0.084	2.450	-	2.534	-13.52%
414.02	BALAM GEWOG, MONGAR	0.524	6.880	-	7.404	0.510	6.713	-	7.223	0.014	0.167	-	0.181	-2.44%
414.03	CHHALI GEWOG, MONGAR	0.567	7.626	-	8.193	0.489	3.512	-	4.001	0.078	4.114	-	4.192	-51.17%
414.04	CHASKHAR GEWOG, MONGAR	0.530	13.573	-	14.103	0.508	12.603	-	13.111	0.022	0.970	-	0.992	-7.03%
414.05	DAMETSE GEWOG, MONGAR	0.543	15.284	-	15.827	0.542	10.406	-	10.948	0.001	4.878	-	4.879	-30.83%
414.06	DAYPUNG GEWOG, MONGAR	0.564	6.652	-	7.216	0.518	5.886	-	6.404	0.046	0.766	-	0.812	-11.25%
414.07	GONGDUE GEWOG, MONGAR	0.603	9.669	-	10.272	0.536	7.233	-	7.769	0.067	2.436	-	2.503	-24.37%
414.08	JURMEY GEWOG, MONGAR	0.607	5.561	-	6.168	0.539	4.199	-	4.738	0.068	1.362	-	1.430	-23.18%
414.09	KENKCHAR GEWOG, MONGAR	0.630	6.730	-	7.360	0.571	5.990	-	6.561	0.059	0.740	-	0.799	-10.86%
414.10	MONGAR GEWOG, MONGAR	0.806	13.057	-	13.863	0.747	11.052	-	11.799	0.059	2.005	-	2.064	-14.89%

AU CODE	ADMINISTRATIVE UNIT	REVISED BUDGET APPROPRIATIONS				ACTUAL ANNUAL EXPENDITURE				AMOUNT OF VARIATION				%VAR
		CURRENT	CAPITAL	LEN/REPAY	TOTAL	CURRENT	CAPITAL	LEN/REPAY	TOTAL	CUR-RENT	CAPITAL	LEN/REPAY	TOTAL	
414.11	NGATSHANG GEWOG, MONGAR	0.576	6.145	-	6.721	0.547	6.045	-	6.592	0.029	0.100	-	0.129	-1.92%
414.12	SALENG GEWOG, MONGAR	0.701	17.474	-	18.175	0.590	16.935	-	17.525	0.111	0.539	-	0.650	-3.58%
414.13	SHERIMIHUNG GEWOG, MONGAR	0.580	21.195	-	21.775	0.552	20.726	-	21.278	0.028	0.469	-	0.497	-2.28%
414.14	SILAMBI GEWOG, MONGAR	0.602	3.390	-	3.992	0.507	2.976	-	3.483	0.095	0.414	-	0.509	-12.75%
414.15	THANGRONG GEWOG, MONGAR	0.585	8.977	-	9.562	0.582	9.922	-	10.504	0.003	(0.945)	-	(0.942)	9.85%
414.16	TSAKALING GEWOG, MONGAR	0.579	16.785	-	17.364	0.504	16.352	-	16.856	0.075	0.433	-	0.508	-2.93%
414.17	TSAMANG GEWOG, MONGAR	0.585	2.580	-	3.165	0.483	2.458	-	2.941	0.102	0.122	-	0.224	-7.08%
414.18	NARANG GEWOG, MONGAR	0.564	9.373	-	9.937	0.531	9.114	-	9.645	0.033	0.259	-	0.292	-2.94%
415.02	CHONGSHING GEWOG, PEMA GATSHEL	0.665	3.143	-	3.808	0.476	2.124	-	2.600	0.189	1.019	-	1.208	-31.72%
415.03	CHHIMUNG GEWOG, PEMA GATSHEL	0.707	2.970	-	3.677	0.637	1.095	-	1.732	0.070	1.875	-	1.945	-52.90%
415.04	DUNGMIN GEWOG, PEMA GATSHEL	0.588	5.309	-	5.897	0.528	3.586	-	4.114	0.060	1.723	-	1.783	-30.24%
415.05	KHAR GEWOG, PEMA GATSHEL	0.720	6.445	-	7.165	0.577	3.968	-	4.545	0.143	2.477	-	2.620	-36.57%
415.06	SHUMAR GEWOG, PEMA GATSHEL	0.700	9.003	-	9.703	0.621	8.612	-	9.233	0.079	0.391	-	0.470	-4.84%
415.07	IURUNG GEWOG, PEMA GATSHEL	0.635	2.959	-	3.594	0.503	2.522	-	3.025	0.132	0.437	-	0.569	-15.83%
415.08	ZOBEL GEWOG, PEMA GATSHEL	0.535	27.670	-	28.205	0.533	24.557	-	25.090	0.002	3.113	-	3.115	-11.04%
415.09	DECHHENLING GEWOG, PEMA GATSHEL	0.704	7.000	-	7.704	0.640	2.558	-	3.198	0.064	4.442	-	4.506	-58.49%
415.10	NORBUGANG GEWOG, PEMA GATSHEL	0.666	7.450	-	8.116	0.646	2.073	-	2.719	0.020	5.377	-	5.397	-66.50%
415.11	NANONG GEWOG, PEMA GATSHEL	0.726	12.736	-	13.462	0.609	5.556	-	6.165	0.117	7.180	-	7.297	-54.20%
415.12	CHOEKHORLING GEWOG, PEMA GATSHEL	0.611	4.217	-	4.828	0.578	1.696	-	2.274	0.033	2.521	-	2.554	-52.90%

AU CODE	ADMINISTRATIVE UNIT	REVISED BUDGET APPROPRIATIONS			ACTUAL ANNUAL EXPENDITURE			AMOUNT OF VARIATION			%VAR			
		CURRENT	CAPITAL	LEN/REPAY	TOTAL	CURRENT	CAPITAL	LEN/REPAY	TOTAL	CUR-RENT		CAPITAL	LEN/REPAY	TOTAL
416.02	PHUJENTSHOTHANG GEWOG, SAMDUP JONGKHAR	0.735	3.024	-	3.759	0.589	2.986	-	3.575	0.146	0.038	-	0.184	-4.89%
416.03	PEMATHANG GEWOG, SAMDUP JONGKHAR	0.627	3.138	-	3.765	0.487	3.138	-	3.625	0.140	-	-	0.140	-3.72%
416.04	GOMDAR GEWOG, SAMDUP JONGKHAR	0.627	20.685	-	21.312	0.428	19.300	-	19.728	0.199	1.385	-	1.584	-7.43%
416.05	WANGPHU GEWOG, SAMDUP JONGKHAR	0.562	14.074	-	14.636	0.555	10.684	-	11.239	0.007	3.390	-	3.397	-23.21%
416.06	LANGCHENPHU GEWOG, SAMDUP JONGKHAR	0.670	9.732	-	10.402	0.538	8.935	-	9.473	0.132	0.797	-	0.929	-8.93%
416.07	LAURI GEWOG, SAMDUP JONGKHAR	0.718	7.574	-	8.292	0.620	5.137	-	5.757	0.098	2.437	-	2.535	-30.57%
416.08	MARTSHALA GEWOG, SAMDUP JONGKHAR	0.658	7.820	-	8.478	0.562	5.633	-	6.195	0.096	2.187	-	2.283	-26.93%
416.09	DEWATHANG GEWOG, SAMDUP JONGKHAR	0.604	6.182	-	6.786	0.541	6.316	-	6.857	0.063	(0.134)	-	(0.071)	1.05%
416.10	ORONG GEWOG, SAMDUP JONGKHAR	0.661	7.784	-	8.445	0.523	8.538	-	9.061	0.138	(0.754)	-	(0.616)	7.29%
416.11	SAMRANG GEWOG, SAMDUP JONGKHAR	0.191	-	-	0.191	0.177	-	-	0.177	0.014	-	-	0.014	-7.33%
416.12	SERTHI GEWOG, SAMDUP JONGKHAR	0.696	4.176	-	4.872	0.637	4.006	-	4.643	0.059	0.170	-	0.229	-4.70%
417.02	BARTSHAM GEWOG, TASHIGANG	0.645	6.074	-	6.719	0.667	5.848	-	6.515	(0.022)	0.226	-	0.204	-3.04%
417.03	BIDUNG GEWOG, TASHIGANG	0.647	14.928	-	15.575	0.647	13.887	-	14.534	-	1.041	-	1.041	-6.68%
417.04	KANGLUNG GEWOG, TASHIGANG	0.641	24.286	-	24.927	0.627	24.022	-	24.649	0.014	0.264	-	0.278	-1.12%
417.05	KANGPARA GEWOG, TASHIGANG	0.645	5.600	-	6.245	0.597	4.378	-	4.975	0.048	1.222	-	1.270	-20.34%
417.06	KHALING GEWOG, TASHIGANG	0.688	54.279	-	54.967	0.664	47.008	-	47.672	0.024	7.271	-	7.295	-13.27%
417.07	LUMANG GEWOG, TASHIGANG	2.543	65.208	-	67.751	2.475	63.765	-	66.240	0.068	1.443	-	1.511	-2.23%
417.08	MERAG GEWOG, TASHIGANG	0.617	4.100	-	4.717	0.517	3.834	-	4.351	0.100	0.266	-	0.366	-7.76%

AU CODE	ADMINISTRATIVE UNIT	REVISED BUDGET APPROPRIATIONS				ACTUAL ANNUAL EXPENDITURE				AMOUNT OF VARIATION				%VAR
		CURRENT	CAPITAL	LEN/REPAY	TOTAL	CURRENT	CAPITAL	LEN/REPAY	TOTAL	CUR-RENT	CAPITAL	LEN/REPAY	TOTAL	
417.09	YANGNYER GEWOG, TASHIGANG	0.637	21,552	-	22,189	0.527	14,971	-	15,498	0.110	6,581	-	6,691	-30.15%
417.10	PHONGMEY GEWOG, TASHIGANG	0.671	11,755	-	12,426	0.669	10,441	-	11,110	0.002	1,314	-	1,316	-10.59%
417.11	RADI GEWOG, TASHIGANG	0.910	12,648	-	13,558	0.909	12,531	-	13,440	0.001	0,117	-	0,118	-0.87%
417.12	SAGTENG GEWOG, TASHIGANG	0.603	4,465	-	5,068	0.578	3,906	-	4,484	0.025	0,559	-	0,584	-11.52%
417.13	SAMKHAR GEWOG, TASHIGANG	0.687	24,819	-	25,506	0.687	22,967	-	23,654	-	1,852	-	1,852	-7.26%
417.14	SHONGPHU GEWOG, TASHIGANG	0.660	13,840	-	14,500	0.644	12,341	-	12,985	0.016	1,499	-	1,515	-10.45%
417.15	THIMSHING GEWOG, TASHIGANG	2.833	7,563	-	10,396	1.852	6,217	-	8,069	0.981	1,346	-	2,327	-22.38%
417.16	UDZORONG GEWOG, TASHIGANG	0.665	24,121	-	24,786	0.615	21,286	-	21,901	0.050	2,835	-	2,885	-11.64%
418.02	SOE GEWOG, THIMPHU	0.555	4,200	-	4,755	0.525	2,136	-	2,661	0.030	2,064	-	2,094	-44.04%
418.03	CHANG GEWOG, THIMPHU	0.761	5,676	-	6,437	0.623	5,518	-	6,141	0.138	0,158	-	0,296	-4.60%
418.04	DAGALA GEWOG, THIMPHU	0.556	3,147	-	3,703	0.497	2,679	-	3,176	0.059	0,468	-	0,527	-14.23%
418.05	GANYEY GEWOG, THIMPHU	0.830	12,796	-	13,626	0.788	8,980	-	9,768	0.042	3,816	-	3,858	-28.31%
418.06	KAWANG GEWOG, THIMPHU	0.624	3,423	-	4,047	0.620	2,553	-	3,173	0.004	0,870	-	0,874	-21.60%
418.07	LINGZHI GEWOG, THIMPHU	0.504	2,778	-	3,282	0.441	2,308	-	2,749	0.063	0,470	-	0,533	-16.24%
418.08	MEWANG GEWOG, THIMPHU	1.548	6,815	-	8,363	0.885	2,370	-	3,255	0.663	4,445	-	5,108	-61.08%
418.09	NARO GEWOG, THIMPHU	0.537	4,727	-	5,264	0.470	1,162	-	1,632	0.067	3,565	-	3,632	-69.00%
419.02	GEONKHAMED GEWOG, GASA	0.630	5,076	-	5,706	0.594	5,375	-	5,969	0.036	(0,299)	-	(0,263)	4.61%
419.03	GEONKHATEOD GEWOG, GASA	0.590	2,418	-	3,008	0.555	1,356	-	1,911	0.035	1,062	-	1,097	-36.47%
419.04	LAYA GEWOG, GASA	0.534	4,441	-	4,975	0.524	4,357	-	4,881	0.010	0,084	-	0,094	-1.89%
419.05	LUNANA GEWOG, GASA	0.462	5,529	-	5,991	0.442	3,259	-	3,701	0.020	2,270	-	2,290	-38.22%
420.02	BUMDELING GEWOG, TASHI YANGTSE	0.689	4,843	-	5,532	0.595	4,764	-	5,359	0.094	0,079	-	0,173	-3.13%

AU CODE	ADMINISTRATIVE UNIT	REVISED BUDGET APPROPRIATIONS			ACTUAL ANNUAL EXPENDITURE			AMOUNT OF VARIATION			%VAR			
		CURRENT	CAPITAL	LEN/REPAY	TOTAL	CURRENT	CAPITAL	LEN/REPAY	TOTAL	CUR-RENT		CAPITAL	LEN/REPAY	TOTAL
420.03	JAMKHAR GEWOG, TASHI YANGTSE	0.646	30.995	-	31.641	0.573	29.630	-	30.203	0.073	1.365	-	1.438	-4.54%
420.04	KHAMIDANG GEWOG, TASHI YANGTSE	0.717	16.040	-	16.757	0.717	16.040	-	16.757	-	-	-	-	0.00%
420.05	RAMJER GEWOG, TASHI YANGTSE	0.617	10.073	-	10.690	0.518	9.573	-	10.091	0.099	0.500	-	0.599	-5.60%
420.06	TEODTSHO GEWOG, TASHI YANGTSE	0.686	5.951	-	6.637	0.553	5.497	-	6.050	0.133	0.454	-	0.587	-8.84%
420.07	TONGMIZHANGT-SHA GEWOG, TASHI YANGTSE	0.702	15.326	-	16.028	0.657	8.778	-	9.435	0.045	6.548	-	6.593	-41.13%
420.08	YALANG GEWOG, TASHI YANGTSE	0.690	11.068	-	11.758	0.614	11.005	-	11.619	0.076	0.063	-	0.139	-1.18%
420.09	YANGTSE GEWOG, TASHI YANGTSE	0.668	9.229	-	9.897	0.512	7.476	-	7.988	0.166	1.753	-	1.909	-19.29%
	Total: GEWOGS	149.759	1,853.017	-	2,002.776	133.424	1,542.639	-	1,676.063	16.335	310.378	-	326.713	-16.31%
201.01	MINISTRY OF HOME & CULTURAL AFFAIRS	1,066.257	771.861	-	1,838.118	1,041.928	538.046	-	1,579.974	24.329	233.815	-	258.144	-14.04%
202.01	MINISTRY OF FINANCE	3,055.860	986.819	3,807.488	7,850.167	2,996.690	931.330	3,802.720	7,730.740	59.170	55.489	4,768	119.427	-1.52%
203.01	MINISTRY OF FOREIGN AFFAIRS	463.422	162.545	-	625.967	393.281	22.900	-	416.181	70.141	139.645	-	209.786	-33.51%
204.01	MINISTRY OF AGRICULTURE & FORESTS	1,291.152	956.616	-	2,247.768	1,159.475	627.826	-	1,787.301	131.677	328.790	-	460.467	-20.49%
205.01	MINISTRY OF ECONOMIC AFFAIRS	273.748	1,680.675	-	1,954.423	248.345	1,641.960	-	1,890.305	25.403	38.715	-	64.118	-3.28%
206.01	MINISTRY OF WORKS AND HUMAN SETTLEMENT	458.642	4,085.166	-	4,543.808	372.659	2,403.800	-	2,776.459	85.983	1,681.366	-	1,767.349	-38.90%
207.01	MINISTRY OF INFORMATION & COMMUNICATIONS	157.948	1,587.017	-	1,744.965	148.165	1,034.760	-	1,182.925	9.793	552.257	-	562.040	-32.21%
208.01	MINISTRY OF HEALTH	1,147.691	728.650	-	1,876.341	1,034.471	387.959	-	1,422.430	113.220	340.691	-	453.911	-24.19%
209.01	MINISTRY OF EDUCATION	217.344	990.214	-	1,207.558	199.158	529.925	-	729.083	18.166	460.289	-	478.475	-39.62%
210.01	MINISTRY OF LABOUR & HUMAN RESOURCES	215.852	273.261	-	489.113	176.780	166.776	-	343.556	39.072	106.485	-	145.557	-29.76%
	Total : 10 MINISTRIES	8,347.916	12,222.824	3,807.488	24,378.228	7,770.952	8,285.282	3,802.720	19,858.954	576.964	3,937.542	4,768	4,519.274	-18.54%
	TOTAL	15,632.973	20,480.584	3,807.488	39,921.045	14,735.058	14,786.849	3,802.720	33,324.627	897.915	5,693.735	4,768	6,596.418	-16.52%

SCHEDULE 2: SCHEDULE OF EXPENDITURE SUMMARY BY OBJECT CLASS FOR FY 2009-2010 & FY 2010-2011

OBJECT CODE	EXPENDITURE HEAD	(Nu. in millions)		% Variance
		2009-2010	2010-2011	
CURRENT EXPENDITURE				
1.01	Pay & Allowances	5,101.776	5,931.990	16.27%
2.01	Other Personnel Emoluments	497.459	567.740	14.13%
3.01	Medical Benefits - Incountry	3.603	0.231	-93.59%
3.02	Medical Benefits - Outside Bhutan	164.077	197.724	20.51%
4.01	Special Allowance	58.522	60.204	2.87%
4.02	Special Allowance - Kidu/Pensioners	2.028	2.457	21.16%
5.01	Stipends	367.592	389.413	5.94%
11.01	Travel - Incountry	1,165.919	1,274.651	9.33%
11.02	Travel - Outside Bhutan	163.165	184.268	12.93%
12.01	Utilities -Telephones, Telex, Fax, E-mail, Internet	128.033	141.871	10.81%
12.02	Utilities -Telegra, Wireless Transmission, Postage	23.662	22.480	-5.00%
12.03	Utilities - Electricity, Water, Sewerage	103.958	118.156	13.66%
12.04	Utilities – Others	0.033	0.000	-100.00%
12.05	Utilities - Fuelwood	42.739	43.518	1.82%
13.01	Rental of Properties - Buildings	108.920	128.886	18.33%
13.02	Rental of Properties - Vehicles	9.969	12.441	24.80%
13.03	Rental of Properties - Others	1.761	0.086	-95.12%
13.04	Rental of Properties - Fur., Equipments & Land	0.201	0.892	344.75%
14.01	S & M - Office Supplies, Printing, Publications	238.439	263.787	10.63%
14.02	S & M - Medicines & Laboratory Consumables	257.006	275.972	7.38%
14.03	S & M - Fert. Chemicals, Manures, Inoculants	6.462	4.998	-22.66%
14.04	S & M - Seeds, Seedlings	32.063	38.112	18.86%
14.05	S & M - Animal Feeds	34.027	39.477	16.02%
14.06	S & M - Uniforms, Extension Kits, Linens	72.108	82.845	14.89%
14.07	S & M - Txt Books, Lib. Books, Stat& Sports Item	243.536	237.212	-2.60%
14.08	S & M – Others	2.023	0.000	-100.00%
14.09	S & M - Patient diet	16.473	16.944	2.86%
14.10	S & M – Ration	83.594	92.066	10.14%
15.01	Maintenance of Property - Buildings	99.125	126.145	27.26%
15.02	Maintenance of Property - Vehicles	235.928	264.240	12.00%
15.03	Maintenance of Property - Roads	118.023	136.139	15.35%
15.04	Maintenance of Property - Bridges	3.819	3.546	-7.15%
15.05	Maintenance of Property - Equipment	62.003	72.005	16.13%

OBJECT CODE	EXPENDITURE HEAD	(Nu. in millions)		%
		2009-2010	2010-2011	Variance
15.06	Maintenance of Property - Plantations	11.897	13.028	9.50%
15.07	Maintenance of Property - Computers	16.494	19.269	16.82%
15.08	Maintenance of Property - Others	0.120	0.000	-100.00%
15.09	Maintenance of Property - Water supply, Sewerag	2.417	3.879	60.51%
17.01	Op. Exp. - Advertising	36.931	58.688	58.91%
17.02	Op. Exp. - Taxes, Duties, Roy.,Handl.,& Bank Charges	60.474	36.041	-40.40%
17.03	Op. Exp. - Transportation	59.953	71.511	19.28%
17.04	Op. Exp. - Energy/Propulsion Charges	0.794	1.437	81.00%
17.06	Op. Exp. - Items for Processing/ Manufacturing	6.481	3.846	-40.66%
17.07	Op. Exp. - Others	0.406	0.000	-100.00%
17.08	Op. Exp. - Incountry Meetings and Celebration	271.261	293.138	8.06%
17.09	Op. Exp. - Survey/Census	36.339	109.677	201.82%
18.01	Hospitality & Entertainment	96.696	100.200	3.62%
19.01	Write Off - Stocks, Loss of Cash/Goods	0.737	0.033	-95.52%
21.01	Current Grants - Individuals/Non-profit Orgs.	202.478	190.364	-5.98%
21.02	Current Grants - Sungchop	151.771	236.713	55.97%
21.03	Current Grants - Rural Life Insurance Scheme	42.454	44.244	4.22%
22.01	Current Grants-Financial Institutions	0.000	1.800	-
22.02	Current Grants - Non-Financial Institutions	244.118	299.997	22.89%
24.01	Subscriptions to International Organisation	41.187	44.750	8.65%
24.02	Contributions - Other Govts.	0.000	10.700	-
24.03	Contributions - Provident Fund	333.305	480.276	44.10%
25.01	Retirement Benefits	95.140	190.924	100.68%
31.01	Interest Payment - Internal	70.103	59.205	-15.55%
31.02	Interest Payment - External	1,673.079	1,734.842	3.69%
	TOTAL CURRENT EXPENDITURE	12,902.684	14,735.058	14.20%
CAPITAL EXPENDITURE				
41.01	Acquisition of Immobile Property - Land	18.677	42.713	128.69%
41.02	Acquisition of Immobile Property - Buildings	13.751	25.769	87.40%
45.01	Training - Human Resource Development	552.978	721.130	30.41%
45.02	Training - Others	610.264	493.200	-19.18%
51.01	Exp. on Structure - Buildings	2,869.736	3,474.612	21.08%
51.02	Exp. on Structure - Roads(incl.culverts,drains)	3,589.633	3,380.850	-5.82%
51.03	Exp. on Structure - Bridges	209.669	373.796	78.28%
51.04	Exp. on Structure - Irrigation Channels	90.997	78.612	-13.61%
51.05	Exp. on Structure - Drainage Systems	11.279	16.668	47.78%

OBJECT CODE	EXPENDITURE HEAD	(Nu. in millions)		%
		2009-2010	2010-2011	Variance
51.06	Exp. on Structure - Water Supply & Sanitation	312.287	285.319	-8.64%
51.07	Exp. on Structure - Plantations	43.746	49.537	13.24%
51.08	Exp. on Structure - Others	420.304	922.817	119.56%
52.01	Plant & Equipt. - Roads	2.807	7.885	180.91%
52.02	Plant & Equipt. - Power Generation	22.079	6.975	-68.41%
52.03	Plant & Equipt. - Power Trans. & Dist.	10.284	16.027	55.84%
52.04	Plant & Equipt. - Telecommunications	27.609	16.820	-39.08%
52.05	Plant & Equipt. - Agricultural Machineries	31.600	47.812	51.30%
52.06	Plant & Equipt. - Livestock	20.908	41.355	97.80%
52.07	Plant & Equipt. - Hospital/Lab. Equipment	179.052	101.129	-43.52%
52.08	Plant & Equipt. - General Tools, Instruments	616.368	1,215.474	97.20%
53.01	Purchase of Vehicles	351.821	140.981	-59.93%
54.01	Furniture	274.592	139.376	-49.24%
54.02	Office Equipment	318.683	138.710	-56.47%
54.03	Computers & Peripherals	172.398	192.217	11.50%
55.01	Professional Services	1,024.056	2,003.148	95.61%
61.01	Capital Grants - Individuals/Non-Profit Orgns.	502.820	476.406	-5.25%
61.03	Capital Grants - Revolving Funds	0.000	0.172	-
62.01	Capital Grants - Financial Institutions	28.419	28.643	0.79%
62.02	Capital Grants - Non-Financial Institutions	113.655	111.585	-1.82%
63.01	Acquisition of Equities/Shares	488.670	237.110	-51.48%
	TOTAL CAPITAL EXPENDITURE	12,929.143	14,786.847	14.37%
	LENDING EXPENDITURE			
65.02	Loans - Enterprises	1,471.826	986.680	-32.96%
	TOTAL LENDING	1,471.826	986.680	-32.96%
	REPAYMENT EXPENDITURE			
70.01	Repayment of Debt Principal - Internal	672.815	674.677	0.28%
70.02	Repayment of Debt Principal - External	2,062.710	2,141.363	3.81%
	TOTAL REPAYMENT	2,735.525	2,816.040	2.94%
	GRAND TOTAL	30,039.179	33,324.627	10.94%

SCHEDULE 3: SCHEDULE OF INTERNATIONAL ASSISTANCE (GRANTS) RECEIVED DURING THE FISCAL YEAR 2010 - 2011: BY DONOR						
DONOR	SPENDING AGENCY / DEPARTMENT	FI CODE	PROJECT NAME	AMOUNT		TOTAL
				IN-CASH	IN-KIND	
ACB	MINISTRY OF ECONOMIC AFFAIRS DEPARTMENT OF ENERGY	2371	Rural electrification under ACB VI Project	12.737	-	12.737
			Total ACB	12.737	-	12.737
ADB	ROYAL CIVIL SERVICE COMMISSION	2330	Bhutan Support for Anticorruption & Good Governance at Local Level	0.136	-	0.136
	SECRETARIAT	2549	RETA 6445: Support for Implementation of the Second Governance & Anticorruption Action Plan	0.452	-	0.452
		2549	RETA 6445: Support for Implementation of the Second Governance & Anticorruption Action Plan	1.280	-	1.280
	ROYAL AUDIT AUTHORITY					
		2330	Bhutan Support for Anticorruption & Good Governance at Local Level	0.165	-	0.165
	ROYAL INSTITUTE OF MANAGEMENT					
		2549	RETA 6445: Support for Implementation of the Second Governance & Anticorruption Action Plan	1.015	-	1.015
	NATIONAL STATISTICS BUREAU					
		2432	RETA on Improving Price Collection of Non-household Expenditure Components and Updating PPP	0.135	-	0.135
	SECRETARIAT	2642	2011 International Comparison Program for Asia and the Pacific(RDTA)	0.932	-	0.932
	MINISTRY OF FINANCE					
DEPARTMENT OF PUBLIC ACCOUNTS	2235	Micro, Small & Medium Enterprise Sector Development Program	45.170	-	45.170	
	2414	Green Power Development Project (RE-IV)	15.955	392.716	408.671	
		2466	Strengthening Public Financial Management	1.413	-	1.413

DONOR	SPENDING AGENCY / DEPARTMENT	FI CODE	PROJECT NAME	AMOUNT		TOTAL
				IN-CASH	IN-KIND	
	MINISTRY OF AGRICULTURE & FORESTS					
	DEPARTMENT OF AGRICULTURE	2648	Farm Roads to Support Poor Farmers' Livelihoods (JFPR 9146)	0.065	-	0.065
		2648	Farm Roads to Support Poor Farmers' Livelihoods (JFPR 9146)	2.870	-	2.870
	MINISTRY OF ECONOMIC AFFAIRS					
	SECRETARIAT	2073	JFPR-Assistance for Rural Electrician Training Program	(0.008)	-	(0.008)
		2330	Bhutan Support for Anticorruption & Good Governance at Local Level	(0.391)	-	(0.391)
		2330	Bhutan Support for Anticorruption & Good Governance at Local Level	1.903	-	1.903
	DEPARTMENT OF ENERGY	2073	JFPR-Assistance for Rural Electrician Training Program	(0.198)	-	(0.198)
	DEPARTMENT OF COTTAGE & SMALL INDUSTRIES	2235	Micro, Small & Medium Enterprise Sector Development Program	7.693	-	7.693
	MINISTRY OF WORKS AND HUMAN SETTLEMENT					
	SECRETARIAT	2366	Micro, Small & Medium Sized Enterprise Sector Dev. Project	1.012	-	1.012
	DEPARTMENT OF ROADS	2632	Road Network Project (RNP) II	37.482	-	37.482
	MINISTRY OF INFORMATION & COMMUNICATIONS					
	DEPARTMENT OF INFORMATION TECHNOLOGY & TELECOM	2544	SASEC Information Highway Project	0.697	-	0.697
	MINISTRY OF EDUCATION					
	DEPARTMENT OF SCHOOL EDUCATION	2649	Upgrading Schools & Integrated Disaster Education Project (UPSIDE-JFPR 9149)	3.056	-	3.056

DONOR	SPENDING AGENCY / DEPARTMENT	FI CODE	PROJECT NAME	AMOUNT		TOTAL
				IN-CASH	IN-KIND	
	MINISTRY OF LABOUR & HUMAN RESOURCES	2118	Assistance for the Rural Skills Development Project	0.217	-	0.217
	DEPARTMENT OF HUMAN RESOURCES	2118	Assistance for the Rural Skills Development Project	7.345	-	7.345
	DEPARTMENT OF LABOUR	2073	JFPR-Assistance for Rural Electrician Training Program	(0.187)	-	(0.187)
		2148	Capacity Development for Department of Labour	1.895	-	1.895
			Total ADB	130.104	392.716	522.820
ADHOC	MINISTRY OF HOME & CULTURAL AFFAIRS					
	DEPARTMENT OF CULTURE	1650	Adhoc Assistance for Individual Donors	0.539	-	0.539
	MINISTRY OF EDUCATION					
	SECRETARIAT	1650	Adhoc Assistance for Individual Donors	1.385	-	1.385
			Total ADHOC	1.924	-	1.924
ADPC	MINISTRY OF HOME & CULTURAL AFFAIRS					
	DEPARTMENT OF DISASTER MANAGEMENT	2695	DRR into National & Local Development; in DDM, MoHCA	0.224	-	0.224
AUSA			Total ADPC	0.224	-	0.224
	DZONGKHAG ADMINISTRATION, MONGAR	2674	Reconstruction of classroom buildings, Water supply & Sanitation facilities for schools in Eastern Bhutan	1.598	-	1.598
	DZONGKHAG ADMINISTRATION, PEMA GATSHEL	2674	Reconstruction of classroom buildings, Water supply & Sanitation facilities for schools in Eastern Bhutan	2.554	-	2.554
	DZONGKHAG ADMINISTRATION, SAMDUP JONGKHAR	2674	Reconstruction of classroom buildings, Water supply & Sanitation facilities for schools in Eastern Bhutan	0.999	-	0.999
	DZONGKHAG ADMINISTRATION, TASHI-GANG	2674	Reconstruction of classroom buildings, Water supply & Sanitation facilities for schools in Eastern Bhutan	3.685	-	3.685
	DZONGKHAG ADMINISTRATION, TASHI YANGTSE	2674	Reconstruction of classroom buildings, Water supply & Sanitation facilities for schools in Eastern Bhutan	3.420	-	3.420
			Total AUSA	12.256	-	12.256

DONOR	SPENDING AGENCY / DEPARTMENT	FI CODE	PROJECT NAME	AMOUNT		TOTAL
				IN-CASH	IN-KIND	
AUSTRIAN	JUDICIARY					
	SECRETARIAT	2486	Support to Judiciary of Bhutan	12.100	-	12.100
	TOURISM COUNCIL OF BHUTAN					
	SECRETARIAT	2714	TA for Supervision & monitoring of construction of Institute & Training Hotel	19.612	-	19.612
	MINISTRY OF AGRICULTURE & FORESTS					
	COUNCIL FOR RENEWABLE NATURAL RESOURCE RESEARCH OF BHUTAN	2438	Forest Research for Development Partnership (FORED)	1.113	-	1.113
	MINISTRY OF ECONOMIC AFFAIRS					
	DEPARTMENT OF ENERGY	2194	Capacity Development for Department of Energy	42.350	-	42.350
			Total AUSTRIAN	75.175	-	75.175
	AUSTRALIA					
	MINISTRY OF AGRICULTURE & FORESTS					
	DEPARTMENT OF AGRICULTURE	2142	Improving Mandarin Production in Bhutan & Australia	0.705	-	0.705
			Total AUSTRALIA	0.705	-	0.705
BF	MINISTRY OF AGRICULTURE & FORESTS					
	DEPARTMENT OF FOREST	2638	Procurement of Electric Car	-	0.440	0.440
	MINISTRY OF HEALTH	2418	Bhutan foundation	3.196	-	3.196
	DEPARTMENT OF MEDICAL SERVICES	2418	Bhutan foundation	0.512	-	0.512
			Total BF	3.708	0.440	4.148
BHTF	MINISTRY OF HEALTH	1289	Bhutan Health Trust Fund	0.251	-	0.251
	DEPARTMENT OF PUBLIC HEALTH	1289	Bhutan Health Trust Fund	0.716	-	0.716
			Total BHTF	0.967	-	0.967
BTSEC	ROYAL AUDIT AUTHORITY	2623	Masters Degree in Environmental Management & Development	0.985	-	0.985
	MINISTRY OF AGRICULTURE & FORESTS	2510	Management Planning of Wangchuck Centennial Park Ph. II	1.634	-	1.634

DONOR	SPENDING AGENCY / DEPARTMENT	FI CODE	PROJECT NAME	AMOUNT		TOTAL
				IN-CASH	IN-KIND	
		2561	Indigenous Repellent to protect crops from wildlife	1.985	-	1.985
		2563	Bio Prospecting	2.050	-	2.050
	SECRETARIAT	2563	Bio Prospecting	2.400	-	2.400
	DEPARTMENT OF AGRICULTURE	2563	Bio Prospecting	5.150	-	5.150
		2667	Training on Economic Tools for Conservation	0.293	-	0.293
	DEPARTMENT OF FOREST	2506	Bachelor of Science Degree in Wildlife Management	1.280	-	(1.280)
		2510	Management Planning of Wangchuck Centennial Park Ph. II	0.860	-	0.860
		2516	Conservation & Protection of Local Tsenden through Plantation Program	5.000	-	5.000
		2652	National Forest Inventory & Ecosystem Health Monitoring	7.165	-	7.165
		2686	National Level Conservation Fund Raising Program	0.300	-	0.300
		2687	Conservation of Tigers, Snow Leopards & Himalayan Black Bear	0.400	-	0.400
			Total BTFEC	26.942	-	26.942
CANADA	NATIONAL COMMISSION FOR WOMEN & CHILDREN	2552	"HOPE" A Transit Shelter For Children in difficult Circumstances	0.803	-	0.803
	MINISTRY OF HEALTH					
	DEPARTMENT OF MEDICAL SERVICES	2550	Effective Provision of Security for Victims of Gender Based Violence	0.593	-	0.593
			Total CANADA	1.396	-	1.396
	ROYAL INSTITUTE OF MANAGEMENT	2168	First Rounds of Projects	0.113		0.113
	MINISTRY OF FINANCE					
	DEPARTMENT OF PUBLIC ACCOUNTS	2168	First Rounds of Projects	0.923		0.923
CEPF	MINISTRY OF AGRICULTURE & FORESTS					
	DEPARTMENT OF FOREST	2168	First Rounds of Projects	0.291		0.291
	DZONGKHAG ADMINISTRATION, TASHI YANGTSE	2168	First Rounds of Projects	0.579		0.579
			Total CEPF	1.906	-	1.906

DONOR	SPENDING AGENCY / DEPARTMENT	FI CODE	PROJECT NAME	AMOUNT		TOTAL
				IN-CASH	IN-KIND	
CU:USA	MINISTRY OF AGRICULTURE & FORESTS COUNCIL FOR RENEWABLE NATURAL RE-SOURCE RESEARCH OF BHUTAN	2236	Development Broad Program of Tree - Ring Research Capacity Building in Bhutan	0.154		0.154
			Total CU:USA	0.154	-	0.154
DANIDA	JUDICIARY	2241	Social Sector Support Programme	43.763	-	43.763
		2089	Institutional Strengthening of Mongar District Court & Access to Justice	2.244	-	2.244
	2346	Good Governance Support Programme - Ph III	17.167	-	17.167	
	2520	Support to Democratic Governance Institution	0.495	-	0.495	
	2520	Support to Democratic Governance Institution	0.910	-	0.910	
	2626	Printing Bilingual Dictionary for Schools	1.988	-	1.988	
	2211	Support to National Land Commission	3.242	-	3.242	
	GROSS NATIONAL HAPPINESS COMMISSION					
	SECRETARIAT	2372	Local Governance support programme	27.813	-	27.813
		2553	Institutional Strengthening of GNHC Secretariat	8.104	-	8.104
		2601	Sustainable Environment Support Programme(SESP)	52.560	-	52.560
	NATIONAL ENVIRONMENT COMMISSION					
	SECRETARIAT	1784	Environment & Urban Sector Programme Support (NEC)	(0.302)	-	(0.302)
	ROYAL UNIVERSITY OF BHUTAN	1987	Establishment of Wide Area Network for Royal University of Bhutan	4.485	-	4.485
MINISTRY OF HOME & CULTURAL AFFAIRS						
DEPARTMENT OF LOCAL GOVERNANCE	2372	Local Governance support programme	61.545	-	61.545	
MINISTRY OF FINANCE	2504	Support for Capacity Development & Strengthening Public Financial Management System	16.209	-	16.209	
DEPARTMENT OF REVENUE & CUSTOMS	1591	Good Governance - Support to DRC	(1.895)	-	(1.895)	
DEPARTMENT OF NATIONAL BUDGET	1948	Capacity Development in Public Financial Management	(0.269)	-	(0.269)	

DONOR	SPENDING AGENCY / DEPARTMENT	FI CODE	PROJECT NAME	AMOUNT		TOTAL
				IN-CASH	IN-KIND	
Denmark – LOD	DEPARTMENT OF PUBLIC ACCOUNTS	2381	Institutional Capacity Building of Bhutan Agro Industries Limited	1.459	-	1.459
	MINISTRY OF FOREIGN AFFAIRS					
	SECRETARIAT	2653	Strengthening of Ministry of Foreign Affairs (Phase II)	4.863	-	4.863
	MINISTRY OF AGRICULTURE & FORESTS					
	DEPARTMENT OF FOREST	1986	Inst. Strengthening of Ugyen Wangchuck Inst. of Env. & Forestry Studies	10.918	-	10.918
	MINISTRY OF INFORMATION & COMMUNICATIONS					
	DEPARTMENT OF INFORMATION & MEDIA	2565	International Media Support	0.173	-	0.173
	MINISTRY OF HEALTH	2241	Social Sector Support Programme	8.241	-	8.241
	MINISTRY OF EDUCATION	2241	Social Sector Support Programme	52.004	-	52.004
		2702	ICT Promotion in Primary Schools	0.732	-	0.732
	DEPARTMENT OF SCHOOL EDUCATION	2241	Social Sector Support Programme	87.526	-	87.526
	MINISTRY OF LABOUR & HUMAN RESOURCES	2242	Social Sector Programme Support - Component 2 MoLHR	25.200	-	25.200
			Total DANIDA	429.175	-	429.175
	MINISTRY OF HOME & CULTURAL AFFAIRS	2678	Accommodation for Artists of the Royal Academy for Performing Arts	5.822	-	5.822
			Total Denmark - LOD	5.822	-	5.822
EEC	MINISTRY OF AGRICULTURE & FORESTS					
	COUNCIL FOR RENEWABLE NATURAL RESOURCE RESEARCH OF BHUTAN	0974	RNR Extension Support Programme	(1.783)	-	(1.783)
			Total EEC	(1.783)	-	(1.783)
EIS	MINISTRY OF ECONOMIC AFFAIRS					
	DEPARTMENT OF TRADE	2595	Enhance integrated Framework	1.640	-	1.640
			Total EIS	1.640	-	1.640

DONOR	SPENDING AGENCY / DEPARTMENT	FI CODE	PROJECT NAME	AMOUNT		TOTAL
				IN-CASH	IN-KIND	
EURCO		2705	Renewable Natural Resources Sector Programme (RNRSP)	8.560	-	8.560
	ROYAL UNIVERSITY OF BHUTAN					
	SECRETARIAT	2119	Brahmatwinn Project	(0.353)	-	(0.353)
	MINISTRY OF AGRICULTURE & FORESTS	2121	Support to Agriculture Production Sector Project	2.480	-	2.480
	DEPARTMENT OF AGRICULTURE	2121	Support to Agriculture Production Sector Project	17.916	-	17.916
	DEPARTMENT OF LIVESTOCK	1981	Support to Livestock Sector in Bhutan	15.579	-	15.579
			Total EURCO	44.182	-	44.182
FAO	MINISTRY OF AGRICULTURE & FORESTS	2541	Regional Project for the Conservation and Sustainable use of PGR in Asia	0.634	-	0.634
		2703	Land degradation assessment & monitoring for SLM & climate change adaptation in South Asia	0.215	-	0.215
		2720	Strengthening the Capacity of the Stakeholders in Planning & Implementation of Sustainable Forest Management Plans in Bhutan	0.339	-	0.339
		2721	Strengthening the Capacity of the Key Stakeholders on NWFP Processing & Development	0.339	-	0.339
		2722	Assessment of Watershed Conditions in Bhutan	0.339	-	0.339
	DEPARTMENT OF AGRICULTURE	2185	Organic Pro. of Underutilized Medicinal, Aromatic & Natural Dye Plants Prg. for SRL in South Asia	0.632	-	0.632
		2684	Support for Central Green House & Plant Protection Chemical Store at Semtokha	1.023	-	1.023
	DEPARTMENT OF LIVESTOCK	2175	South Asia Pro Poor Livestock Policy Programme (SAPLPP)	0.452	-	0.452
	DEPARTMENT OF FOREST	2177	Strengthening Monitoring Assessment and Reporting on Sustainable Forest Management in Asia	(0.004)	-	(0.004)
		2199	Strengthening Monitoring, Assessment and Reporting on Sustainable Forest Management in Asia	(0.268)	-	(0.268)
			Total FAO	3.701	-	3.701

DONOR	SPENDING AGENCY / DEPARTMENT	FI CODE	PROJECT NAME	AMOUNT		TOTAL
				IN-CASH	IN-KIND	
GEF	GROSS NATIONAL HAPPINESS COMMISSION					
	SECRETARIAT	2707	GEF Country Support Programme	0.405	-	0.405
	NATIONAL ENVIRONMENT COMMISSION	2152	Second National Communication to UNFCCC	2.865	-	2.865
	SECRETARIAT	2152	Second National Communication to UNFCCC	0.388	-	0.388
		2309	Building Capacity for Effective Participation in the Biosafety Clearing House	0.448	-	0.448
	MINISTRY OF HOME & CULTURAL AFFAIRS	2294	GLOF Projects	5.878	-	5.878
	DEPARTMENT OF DISASTER MANAGEMENT	2294	GLOF Projects	2.168	-	2.168
	MINISTRY OF AGRICULTURE & FORESTS					
	SECRETARIAT	2151	Integrated Livestock & Crop Conservation Project	7.704	-	7.704
		2013	Sustainable Land Management Project	29.266	-	29.266
	DEPARTMENT OF AGRICULTURE	2013	Sustainable Land Management Project	52.505	-	52.505
		2096	Sustainable Land Management Project	0.435	-	0.435
	MINISTRY OF ECONOMIC AFFAIRS	2294	GLOF Projects	10.082	-	10.082
	DEPARTMENT OF GEOLOGY AND MINES	2294	GLOF Projects	25.737	-	25.737
DEPARTMENT OF ENERGY	2294	GLOF Projects	23.338	-	23.338	
			Total GEF	161.219	-	161.219
GER:NGO	ROYAL UNIVERSITY OF BHUTAN					
	SECRETARIAT	1980	Development of Royal University of Bhutan (Construction of IT, Library & Auditorium Building)	(7.917)	-	(7.917)
			Total GER:NGO	(7.917)	-	(7.917)

DONOR	SPENDING AGENCY / DEPARTMENT	FI CODE	PROJECT NAME	AMOUNT		TOTAL
				IN-CASH	IN-KIND	
GFATM		2574	CCM/PCM Secretariat Funding for Bhutan	0.037	-	0.037
	MINISTRY OF HEALTH					
	DEPARTMENT OF PUBLIC HEALTH	2112	A Renewed Strategy to Reduce Tuberculosis Burden Ph II	2.086	-	2.086
		2166	Strengthening Quality TB Control in Bhutan	4.989	-	4.989
		2207	Scaling up HIV Prevention Services among Youth & Other Vulnerable Population Groups through Multi Se	32.548	-	32.548
		2342	Strengthening Malaria Prevention and Control in Bhutan	20.316	-	20.316
			Total GFATM	59.976	-	59.976
				15.000	-	15.000
				27.600	-	27.600
				53.530	-	53.530
GOI	JUDICIARY	2596	Institutional Strengthening of Judiciary			
	SECRETARIAT	2273	Construction of Sub-District Courts			
	ROYAL CIVIL SERVICE COMMISSION	2256	Post Graduate Scholarship. (HRD)			
	ANTI-CORRUPTION COMMISSION	2278	Strengthening of Office for Anti-Corruption Commission			
	ROYAL UNIVERSITY OF BHUTAN					
	SECRETARIAT	1779	Sherubtse College Lectures - Colombo Plan (8th Plan Spillover)	14.906	-	14.906
		2250	Infrastructure for ILCS	233.890	-	233.890
	MINISTRY OF HOME & CULTURAL AFFAIRS					
	SECRETARIAT	2266	E-Governance Program	60.000	-	60.000
		2558	Small Development Projects	749.004	-	749.004
		2249	Reconstruction of Samtse Hospital (40 beds)	(1.220)	-	(1.220)
		2558	Small Development Projects	857.366	-	857.366
	MINISTRY OF AGRICULTURE & FORESTS					
	DEPARTMENT OF AGRICULTURE MARKETING AND COOPERATIVES	2245	Marketing Programme	29.697	-	29.697
MINISTRY OF ECONOMIC AFFAIRS	2281	DRP for Mangdechhu HPP (672 MW)	16.490	-	16.490	

DONOR	SPENDING AGENCY / DEPARTMENT	FI CODE	PROJECT NAME	AMOUNT		TOTAL
				IN-CASH	IN-KIND	
		2284	DRP for Chakharchhu I (Digala) 670 MW	24.266	-	24.266
		2554	DPR preparation for kuri-gongri hydroelectric project (1800 MW)	29.787	-	29.787
		2555	DPR for Amochu Reservoir hydroelectric project (620 MW)	79.416	-	79.416
		2556	DPR preparation of 600Mw Wangchhu Hydroelectric Project	45.766	-	45.766
	DEPARTMENT OF TRADE	0212	Hydrometeorological Services for GOI	4.475	-	4.475
		2282	DRP for Punatsangchhu II (992 MW)	10.644	-	10.644
		2286	DRP of Khilongchhu (Gomkora) HEP (486 MW)	97.064	-	97.064
		2287	Update of Sunkosh 4060 MW DRP & EIA including preparation of pre-construction survey report	142.977	-	142.977
		2555	DPR for Amochu Reservoir hydroelectric project (620 MW)	79.416	-	79.416
		2557	DRP of Bunakha Reservoir	75.831	-	75.831
	DEPARTMENT OF ENERGY	0212	Hydrometeorological Services for GOI	10.648	-	10.648
		2281	DRP for Mangdechhu HPP (672 MW)	(14.490)	-	(14.490)
		2282	DRP for Punatsangchhu II (992 MW)	14.490	-	14.490
		2284	DRP for Chakharchhu I (Digala) 670 MW	84.931	-	84.931
		2554	DPR preparation for kuri-gongri hydroelectric project (1800 MW)	104.232	-	104.232
	MINISTRY OF WORKS AND HUMAN SETTLEMENT					
	DEPARTMENT OF ROADS	2257	Gyeiposhing - Nanglam Road	348.000	-	348.000
		2258	Gomphu-Panbang Road	530.000	-	530.000
		2261	Construction of Manmung - Digala Road	235.000	-	235.000
		2585	Construction of Tingtibi-Pralling Road	116.000	-	116.000
	MINISTRY OF INFORMATION & COMMUNICATIONS	2267	Implementation of National Broadband Master-Plan	376.300	-	376.300

DONOR	SPENDING AGENCY / DEPARTMENT	FI CODE	PROJECT NAME	AMOUNT		TOTAL
				IN-CASH	IN-KIND	
	DEPARTMENT OF INFORMATION TECHNOLOGY & TELECOM	2266	E-Governance Program	40,000	-	40,000
	MINISTRY OF HEALTH	2564	Total Solution Project	775,000	-	775,000
	DEPARTMENT OF PUBLIC HEALTH	2247	Veter Borne Disease Control	8,000	-	8,000
	MINISTRY OF LABOUR & HUMAN RESOURCES	2246	Construction of Public Health Laboratory	9,970	-	9,970
		2253	Human Resource Development (Vocational Education)	(6,600)	-	(6,600)
		2254	Construction of 3 new Vocational Training Institute and 1 Institute of Zorig Chusum	76,230	-	76,230
	DEPARTMENT OF HUMAN RESOURCES	2253	Human Resource Development (Vocational Education)	33,750	-	33,750
	DZONGKHAG ADMINISTRATION, HAA	2271	Development of Haa Town	9,500	-	9,500
	DZONGKHAG ADMINISTRATION, TONGSA	2251	Expansion of tertiary education	12,850	-	12,850
			Total GOI	5,429,716	-	5,429,716
		2361	Programme Grant (GOI 10th Plan)	1,400,000	-	1,400,000
	ROYAL UNIVERSITY OF BHUTAN	2456	Sherubise College	26,210	-	26,210
		2460	College of Natural Resources	62,450	-	62,450
		2461	Jigme Namgyel Polytechnic, Kharbandi	(5,700)	-	(5,700)
		2463	Royal Institute of Health Sciences	72,840	-	72,840
	SECRETARIAT	2460	College of Natural Resources	9,400	-	9,400
		2461	Jigme Namgyel Polytechnic, Kharbandi	(9,400)	-	(9,400)
		2464	National Institute of Traditional Medicine	45,660	-	45,660
	THROMDEYS	2620	Zhukha LSS	18,400	-	18,400
	MINISTRY OF HOME & CULTURAL AFFAIRS	2422	Construction of Pema Gatsel Dzong	31,000	-	31,000
		2426	Construction of Dratshang & Renovation of Dzong, Lhuentse	53,495	-	53,495
	DEPARTMENT OF CULTURE	2424	Renovation of Wangdi Phodrang Dzong	79,503	-	79,503
	MINISTRY OF FINANCE					
GOI10FYF						

DONOR	SPENDING AGENCY / DEPARTMENT	FI CODE	PROJECT NAME	AMOUNT		TOTAL
				IN-CASH	IN-KIND	
	DEPARTMENT OF PUBLIC ACCOUNTS	2428	Royal Textile Academy	8,000	-	8,000
	MINISTRY OF HEALTH	2383	Establishment of Medical College(BHIMS)	60,764	-	60,764
	DZONGKHAG ADMINISTRATION, CHHUKHA	2444	Pasakha MSS Construction	45,000	-	45,000
		2616	Kamji LSS	14,100	-	14,100
	DZONGKHAG ADMINISTRATION, HAA	2440	Expansion and renovation of Ugyen Dorji HSS	16,870	-	16,870
		2446	Gyensa LSS Construction	18,750	-	18,750
	DZONGKHAG ADMINISTRATION, PARO	2443	Upgradation & Expansion of Bitekha LSS	24,470	-	24,470
	DZONGKHAG ADMINISTRATION, SAMTSE	2474	Upgradation of Pejorling MSS, Sibsoo, Samtse	17,500	-	17,500
		2619	Gumtse MSS	17,870	-	17,870
	DZONGKHAG ADMINISTRATION, TSIRANG	2447	Tsirang Toeb MSS Construction	21,800	-	21,800
		2455	Expansion of Damphu LSS, Tsirang	17,870	-	17,870
	DZONGKHAG ADMINISTRATION, DAGANA	2423	Renovation of Daga Tashiyangtse Dzong & Const. of Dratshang for the Dzong, Dagana	16,440	-	16,440
		2468	Lhamozingkha MSS Construction, Dagana	17,500	-	17,500
		2469	Pangserpo PS Construction, Drujegang Dagana	10,000	-	10,000
		2470	Upgradation of Tshangkha CPS to LSS, Dagana	9,590	-	9,590
		2602	Trashiding CPS	19,940	-	19,940
	DZONGKHAG ADMINISTRATION, PUNAKHA	2618	Expansion/Boarding Component of Lobesa Middle Secondary School	15,000	-	15,000
	DZONGKHAG ADMINISTRATION, WANGDUE PHODANG	2599	Nubding LSS	11,947	-	11,947
	DZONGKHAG ADMINISTRATION, BUMTHANG	2448	Renovation and Expansion of Jakar HSS	6,260	-	6,260
		2467	Upgradation of Tang LSS to MSS, Bumthang	8,600	-	8,600
	DZONGKHAG ADMINISTRATION, SARPANG	2445	Sarpang LSS Construction	17,500	-	17,500
		2451	Gelephu Lower Secondary School	11,100	-	11,100
		2452	Expansion of Dekiling LSS, Sarpang	10,310	-	10,310

DONOR	SPENDING AGENCY / DEPARTMENT	FI CODE	PROJECT NAME	AMOUNT		TOTAL
				IN-CASH	IN-KIND	
	DZONGKHAG ADMINISTRATION, ZHEM-GANG	2450	Expansion & Renovation of Yebilaptsa MSS	6.054	-	6.054
	DZONGKHAG ADMINISTRATION, LHUENTSE	2426	Construction of Dratshang & Renovation of Dzong, Lhuentse	15.580	-	15.580
		2449	Thimjul LSS	15.000	-	15.000
		2471	Minjey MSS Construction, Lhuntse	30.000	-	30.000
	DZONGKHAG ADMINISTRATION, MONGAR	2472	Gyelpozhing HSS, Mongar	16.730	-	16.730
	DZONGKHAG ADMINISTRATION, PEMA GATSHEL	2453	Expansion of Ngalam HSS, Pemagatshel	6.000	-	6.000
		2617	Construction of Yelchen Middle Secondary School	15.000	-	15.000
	DZONGKHAG ADMINISTRATION, SAMDUP JONGKHAR	2442	Upgradation & Expansion of Jomotshangkha LSS	12.000	-	12.000
		2473	Phuntshothang HSS Construction, Samdrup Jongkhar	22.500	-	22.500
	DZONGKHAG ADMINISTRATION, TASHI-GANG	2454	Gongthung MMS, Trashigang	28.800	-	28.800
		2477	Consolidation of Jigme Sherubling (Khaling), HSS, T/gang	13.720	-	13.720
		2621	Up gradation of Udzonung LSS to Middle Secondary School	15.000	-	15.000
	DZONGKHAG ADMINISTRATION, THIMPHU	2441	Construction of Taba Primary School	20.630	-	20.630
		2475	Genekha HSS Construction, Thimphu	15.000	-	15.000
	DZONGKHAG ADMINISTRATION, TASHI YANGTSE	2476	Kinzaling MSS Construction, Tongzhang, Trashy Yangtse	20.000	-	20.000
			Total GO110FYF	2,453.053	-	2,453.053
	MINISTRY OF HEALTH					
HCP	DEPARTMENT OF MEDICAL SERVICES	1934	Primary Eye Care II	0.934	-	0.934
	DEPARTMENT OF PUBLIC HEALTH	1934	Primary Eye Care II	2.274	-	2.274
			Total HCP	3.208	-	3.208

DONOR	SPENDING AGENCY / DEPARTMENT	FI CODE	PROJECT NAME	AMOUNT		TOTAL
				IN-CASH	IN-KIND	
HELVETAS	GROSS NATIONAL HAPPINESS COMMISSION	2349	Support to Local Governance Project	2.000	-	2.000
	SECRETARIAT	2349	Support to Local Governance Project	5.000	-	5.000
	MINISTRY OF FINANCE					
	DEPARTMENT OF PUBLIC ACCOUNTS	2350	Support to the Tarayana Foundation Project	0.600	-	0.600
		2350	Support to the Tarayana Foundation Project	4.400	-	4.400
	MINISTRY OF AGRICULTURE & FORESTS	2348	Rural Livelihood Project	18.000	-	18.000
		2708	Market Exploration for Select Bhutanese Agricultural Products in India through Fabindia	4.475	-	4.475
	SECRETARIAT	2577	Support to Rural Development Training Center Phase III	2.105	1.279	3.384
	DZONGKHAG ADMINISTRATION, BUMTHANG					
			2495	Construction of Tang Kizom RCC Motor Bridge	0.422	-
		2538	Construction of 30m Box Girder Bridge at Damphei, Choekhor Gewog	3.400	-	3.400
	AGRICULTURE	2668	Construction of Chungphel Zam, Chumeey	5.070	-	5.070
	URBAN DEVELOPMENT & ENGINEERING	2538	Construction of 30m Box Girder Bridge at Damphei, Choekhor Gewog	1.776	-	1.776
			Total HELVETAS	47.248	1.279	48.527
HIS	MINISTRY OF AGRICULTURE & FORESTS					
	DEPARTMENT OF LIVESTOCK	2521	Dog Population and Rabies Control Project	5.384	-	5.384
			Total HSI	5.384	-	5.384
ICIMD	MINISTRY OF AGRICULTURE & FORESTS					
	DEPARTMENT OF AGRICULTURE	2483	Regional Project on Shifting Cultivation	1.077	-	1.077
	DEPARTMENT OF FOREST	2091	Preparation of strategic document & local capacity building for the biological corridor (Toorsa)	0.450	-	0.450
		2150	Medicinal Plants & Herbs Dev. Sustainable Supply Chain & Enhancing Rural Livelihood in E. Himalayas	1.332	-	1.332
	COUNCIL FOR RENEWABLE NATURAL RESOURCE RESEARCH OF BHUTAN	2483	Regional Project on Shifting Cultivation	0.562	-	0.562

DONOR	SPENDING AGENCY / DEPARTMENT	FI CODE	PROJECT NAME	AMOUNT		TOTAL
				IN-CASH	IN-KIND	
ICIMOD	MINISTRY OF AGRICULTURE & FORESTS DEPARTMENT OF AGRICULTURE DEPARTMENT OF FOREST	2075 2701	RNR Research of Bhutan (Bee Keeping) Development of Sustainable Energy for Rangeland (DESER II)	3.421	-	3.421
				0.136	-	0.136
				0.891	-	0.891
			Total ICIMOD	1.027	-	1.027
IDA	ROYAL AUDIT AUTHORITY					
	SECRETARIAT	2147	Improving Public Financial Management Project	1.520	-	1.520
	GROSS NATIONAL HAPPINESS COMMISSION					
	SECRETARIAT	2388	Additional Financing for the Education Development Project	(0.002)	-	(0.002)
	ROYAL UNIVERSITY OF BHUTAN	2163	Private Sector Development Project	10.000	-	10.000
	SECRETARIAT	2163	Private Sector Development Project	17.027	-	17.027
	MINISTRY OF FINANCE					
	DEPARTMENT OF NATIONAL PROPERTY	2387	Institutional Capacity Building Project for Procurement	1.600	-	1.600
	DEPARTMENT OF NATIONAL BUDGET	2146	Introduction of Multi-Year Rolling Budget (MYRB)	4.416	-	4.416
	DEPARTMENT OF PUBLIC ACCOUNTS	2147	Improving Public Financial Management Project	2.944	-	2.944
		2163	Private Sector Development Project	7.426	-	7.426
	MINISTRY OF INFORMATION & COMMUNICATIONS					
	DEPARTMENT OF INFORMATION TECHNOLOGY & TELECOM	2163	Private Sector Development Project	55.718	-	55.718
DEPARTMENT OF INFORMATION & MEDIA	2163	Private Sector Development Project	3.570	-	3.570	
MINISTRY OF EDUCATION	2388	Additional Financing for the Education Development Project	2.600	-	2.600	
DEPARTMENT OF ADULT & HIGHER EDUCATION	2388	Additional Financing for the Education Development Project	2.403	-	2.403	

DONOR	SPENDING AGENCY / DEPARTMENT	FI CODE	PROJECT NAME	AMOUNT		TOTAL
				IN-CASH	IN-KIND	
	DEPARTMENT OF SCHOOL EDUCATION	2388	Additional Financing for the Education Development Project	56.980	-	56.980
	MINISTRY OF LABOUR & HUMAN RESOURCES					
	DEPARTMENT OF HUMAN RESOURCES	2665	Institutional Strengthening of Ministry of Labor and Human Resources	2.603	-	2.603
			Total IDA	168.805	-	168.805
IDRC	CENTRE FOR BHUTAN STUDIES	2723	Alternative Measures of Well-Being: Gross National Happiness Index 2011	2.000	-	2.000
	ROYAL UNIVERSITY OF BHUTAN					
	SECRETARIAT	2598	ICT Supported Distance Teacher Education in Bhuten (NIE, Samtse)	1.381	-	1.381
	MINISTRY OF HEALTH					
	DEPARTMENT OF MEDICAL SERVICES	2403	Tabacco Control Evaluation Project	0.376	-	0.376
			Total IDRC	3.757	-	3.757
IFRC	MINISTRY OF HOME & CULTURAL AFFAIRS					
	DEPARTMENT OF DISASTER MANAGEMENT	2689	To improve delivery of quality services to vulnerable communities affected by the fire in Bumthang	2.883	-	2.883
			Total IFRC	2.883	-	2.883
IRRI	MINISTRY OF AGRICULTURE & FORESTS					
	COUNCIL FOR RENEWABLE NATURAL RESOURCE RESEARCH OF BHUTAN	2669	Study on Tracking Improved Varieties in South Asia (TRIVSA)	0.222	-	0.222
			Total IRRI	0.222	-	0.222

DONOR	SPENDING AGENCY / DEPARTMENT	FI CODE	PROJECT NAME	AMOUNT		TOTAL
				IN-CASH	IN-KIND	
JAPAN	MINISTRY OF HOME & CULTURAL AFFAIRS					
	ROYAL BHUTAN POLICE	2697	GGP:Supply for Fire Fighting Engines	3.628	-	3.628
	MINISTRY OF FINANCE	2671	Improvement of Recycled Compactor Trucks	3.779	-	3.779
	MINISTRY OF HEALTH					
	DEPARTMENT OF PUBLIC HEALTH	2401	Improvement of the Basic Services of the Labour Room	(0.487)	-	(0.487)
	MINISTRY OF EDUCATION					
	DEPARTMENT OF SCHOOL EDUCATION	2300	Construction of Educational Facilities	12.014	-	12.014
	DZONGKHAG ADMINISTRATION, BUMTHANG					
	URBAN DEVELOPMENT & ENGINEERING	2670	Construction of Reinforce Cement Concrete Bridge at Choekhor	4.444	-	4.444
				Total JAPAN	23.378	-
JICA	MINISTRY OF FINANCE					
	DZONGKHAG ADMINISTRATION, HAA	2569	Grass Root Project, Japan Embassy	0.185	-	0.185
	URBAN DEVELOPMENT AND ENGINEERING	2569	Grass Root Project, Japan Embassy	(0.186)	-	(0.186)
			Total JICA	(0.001)	-	(0.001)
KEC	MINISTRY OF FINANCE					
	DEPARTMENT OF PUBLIC ACCOUNTS	2650	Pilot Project on Glass Waste Recycling	0.472	-	0.472
			Total KEC	0.472	-	0.472
MacA-USA	MINISTRY OF AGRICULTURE & FORESTS					
	DEPARTMENT OF FOREST	2675	Climate summit for living Himalayan	9.785	-	9.785
			Total MacA-USA	9.785	-	9.785
Merck Sharo & Bohme Corporation	MINISTRY OF HEALTH					
	DEPARTMENT OF PUBLIC HEALTH	2611	Support for the HPV Vaccination Campaign	6.779	-	6.779
			Total Merck Sharo & Bohme Corporation	6.779	-	6.779
NET O	COUNCIL FOR RELIGIOUS AFFAIRS	2378	Awareness Campaign & Mass Education Program on Renewable Energy Technology & Energy Conservation	0.372	-	0.372
	ROYAL CIVIL SERVICE COMMISSION	2352	Sustainable Human Resource Development - Phase II	50.000	-	50.000

DONOR	SPENDING AGENCY / DEPARTMENT	FI CODE	PROJECT NAME	AMOUNT		TOTAL
				IN-CASH	IN-KIND	
	CABINET SECRETARIAT					
	SECRETARIAT	2641	Performance Management Government	0.354	-	0.354
	GROSS NATIONAL HAPPINESS COMMISSION					
	SECRETARIAT	2323	HRD for GNHC	1.866	-	1.866
		2323	HRD for GNHC	3.267	-	3.267
		2324	HRD for Cross Sector	15.000	-	15.000
	TOURISM COUNCIL OF BHUTAN					
		2226	Sustainable Tourism Dev. Strategy in Zhen gang Dzongkhag (Bhutan & Rio San Juan Costa Rica)	1.000	-	1.000
	SECRETARIAT	2226	Sustainable Tourism Dev. Strategy in Zhen gang Dzongkhag (Bhutan & Rio San Juan Costa Rica)	1.310	-	1.310
	MINISTRY OF FINANCE					
	DEPARTMENT OF PUBLIC ACCOUNTS	2227	Strengthening of Tour Operator Associations in Bhutan & Costa Rica	0.728	-	0.728
	MINISTRY OF FOREIGN AFFAIRS					
	SECRETARIAT	2324	HRD for Cross Sector	3.320	-	3.320
	MINISTRY OF AGRICULTURE & FORESTS					
		2230	Development of Local Capacities on Environment Friendly Agricultural Technologies	0.735	-	0.735
		2231	Sys. & Analysis of the Contri. of the Nat. Parks & Bio. Reserves to the Eco. in Costa Rica & Bhutan	0.486	-	0.486
		2234	Mushroom Promotion and Marketing	0.173	-	0.173
		2238	Collaboration Between Benin, Bhutan and Costa Rica	0.399	-	0.399
		2239	Benin, Bhutan, Costa Rica: Non Timber Forest Product Use	1.949	-	1.949
	SECRETARIAT	2230	Development of Local Capacities on Environment Friendly Agricultural Technologies	1.371	-	1.371
		2231	Sys. & Analysis of the Contri. of the Nat. Parks & Bio. Reserves to the Eco. in Costa Rica & Bhutan	(0.800)	-	(0.800)
	DEPARTMENT OF AGRICULTURE	2230	Development of Local Capacities on Environment Friendly Agricultural Technologies	0.945	-	0.945

DONOR	SPENDING AGENCY / DEPARTMENT	FI CODE	PROJECT NAME	AMOUNT		TOTAL
				IN-CASH	IN-KIND	
		2231	Sys. & Analysis of the Contri. of the Nat. Parks & Bio. Reserves to the Eco. in Costa Rica & Bhutan	0.800	-	0.800
		2239	Benin, Bhutan, Costa Rica: Non Timber Forest Product Use	2.228	-	2.228
	DEPARTMENT OF FOREST	2231	Sys. & Analysis of the Contri. of the Nat. Parks & Bio. Reserves to the Eco. in Costa Rica & Bhutan	1.357	-	1.357
	MINISTRY OF ECONOMIC AFFAIRS					
	DEPARTMENT OF ENERGY	2378	Awareness Campaign & Mass Education Program on Renewable Energy Technology & Energy Conservation	2.190	-	2.190
NET SDA			Total NET O	89.050	-	89.050
	ROYAL CIVIL SERVICE COMMISSION	1648	Sustainable Human Resource Development	(3.735)	-	(3.735)
			Total NET SDA	(3.735)	-	(3.735)
	MINISTRY OF WORKS AND HUMAN SETTLEMENT					
NETHERLN	DEPARTMENT OF ROADS	2685	Poverty Alleviation through Road Development in Southern Bhutan	6.140	-	6.140
			Total NETHERLN	6.140	-	6.140
NORAD	MINISTRY OF ECONOMIC AFFAIRS					
	DEPARTMENT OF ENERGY	2325	Strengthening of the energy sector- Norad Phase III	18.848	-	18.848
			Total NORAD	18.848	-	18.848
NORDIC	MINISTRY OF AGRICULTURE & FORESTS					
	DEPARTMENT OF AGRICULTURE	2612	BUCAP-2010	(0.843)	-	(0.843)
	MINISTRY OF AGRICULTURE & FORESTS		Total NORDIC	(0.843)	-	(0.843)
NORWAY	DEPARTMENT OF AGRICULTURE	1337	On farm PGR conservation in Bhutan (BUCAP)	2.046	-	2.046
	COUNCIL FOR RENEWABLE NATURAL RESOURCE RESEARCH OF BHUTAN	1337	On farm PGR conservation in Bhutan (BUCAP)	0.113	-	0.113
			Total NORWAY	2.159	-	2.159

DONOR	SPENDING AGENCY / DEPARTMENT	FI CODE	PROJECT NAME	AMOUNT		TOTAL
				IN-CASH	IN-KIND	
PHPA	MINISTRY OF AGRICULTURE & FORESTS					
	DEPARTMENT OF FOREST	2605	Compensatory Afforestation Project along Punatsangchu Valley	3.000	-	3.000
PSC			Total PHPA	3.000	-	3.000
	GROSS NATIONAL HAPPINESS COMMISSION	2188	South-South (PSC Operational Budget)	1.274	-	1.274
REPKOREA			Total PSC	1.274	-	1.274
	MINISTRY OF AGRICULTURE & FORESTS	2379	Green Tea Product Machine & Accessories	2.028	-	2.028
SAARC			Total REPKOREA	2.028	-	2.028
	MINISTRY OF FOREIGN AFFAIRS					
SAARC	SECRETARIAT	2607	Japan Special Fund	0.668	-	0.668
			Total SAARC	0.668	-	0.668
SBDP	MINISTRY OF HOME & CULTURAL AFFAIRS					
	DEPARTMENT OF DISASTER MANAGEMENT	2672	Fire disaster victims in Bumthang	3.948	-	3.948
SBDP			Total SBDP	3.948	-	3.948
	MINISTRY OF HOME & CULTURAL AFFAIRS					
SCF/USA	DEPARTMENT OF DISASTER MANAGEMENT	2643	Support to School Safety Initiative for Schools under Zhemgang Dzongkhag through DDM, MOHCA	0.951	-	0.951
	MINISTRY OF EDUCATION	2545	Adolescent Development Programs (Support to Youth Center, Gelephu) MOE	0.350	-	0.350
SCF/USA			Total SCF/USA	0.350	-	0.350
	SECRETARIAT	2606	Support to Adolescent Development Programs in Bumthang through DYS, MoE (20 Districts)	0.300	-	0.300
SCF/USA			Total SCF/USA	0.300	-	0.300
	SECRETARIAT	2651	Support for Participation of the DG of the DoSE in the Seminar of ECCD in Moscow, Russia	0.072	-	0.072
SCF/USA	DEPARTMENT OF YOUTH, CULTURE & SPORTS	2497	Adolescent Development Programs (YDF)	0.788	-	0.788
		2606	Support to Adolescent Development Programs in Bumthang through DYS, MoE (20 Districts)	0.200	-	0.200
	DZONGKHAG ADMINISTRATION, ZHEM-GANG					

DONOR	SPENDING AGENCY / DEPARTMENT	FI CODE	PROJECT NAME	AMOUNT		TOTAL
				IN-CASH	IN-KIND	
SDC	EDUCATION	2657	Support to Youth Centre, Zhemgang District	0.336	-	0.336
	ANTI-CORRUPTION COMMISSION		Total SCF/USA	2.997	-	2.997
	SECRETARIAT	2359	Good Governance Support to Anti Corruption Commission	25.245	-	25.245
	TOURISM COUNCIL OF BHUTAN					
	SECRETARIAT	2329	Middle Mngt. Hotel Course for 30 Candidates from Hospitality Industry, Dip. in Hotel Mngt	3.714	-	3.714
	MINISTRY OF HOME & CULTURAL AFFAIRS					
	DEPARTMENT OF LOCAL GOVERNANCE	2656	Support to One-Stop Shop Service Delivery	16.233	-	16.233
	MINISTRY OF AGRICULTURE & FORESTS					
	DEPARTMENT OF FOREST	2173	Participatory Forest Management Project, Phase II	9.037	-	9.037
	MINISTRY OF WORKS AND HUMAN SETTLEMENT					
DEPARTMENT OF ROADS	2172	Suspension Bridge Programme, Phase VI	8.000	-	8.000	
DEPARTMENT OF URBAN DEVELOPMENT & ENGINEERING SERVICES	2172	Suspension Bridge Programme, Phase VI	2.700	-	2.700	
			Total SDC	64.929	-	64.929
SDF	NATIONAL COMMISSION FOR WOMEN & CHILDREN	2637	SAARC Business Association of Home Based Workers (SABAH)	0.152		0.152
			Total SDF	0.152	-	0.152
SDS	ROYAL AUDIT AUTHORITY	2547	Capacity Building & Institutional Strengthening	0.380	-	0.380
	GROSS NATIONAL HAPPINESS COMMISSION	1305	Operational Budget (AKV) of SDS	4.500	-	4.500
	SECRETARIAT	2636	Rural Economy Advancement Program(REAP) Phase I	2.790	-	2.790
		2636	Rural Economy Advancement Program(REAP) Phase I	12.069	-	12.069
	MINISTRY OF ECONOMIC AFFAIRS	2659	Construction of Sales Counter at Sherichu, Mongar	0.450	-	0.450

DONOR	SPENDING AGENCY / DEPARTMENT	FI CODE	PROJECT NAME	AMOUNT		TOTAL
				IN-CASH	IN-KIND	
	DEPARTMENT OF COTTAGE & SMALL INDUSTRIES	2659	Construction of Sales Counter at Sherichu, Mongar	0.836	-	0.836
	MINISTRY OF EDUCATION					
	DEPARTMENT OF YOUTH, CULTURE & SPORTS	2658	Youth Initiative Support (Prism of Youth)	0.053	-	0.053
	MINISTRY OF LABOUR & HUMAN RESOURCES	2509	HRD for Private Sector	14.206	-	14.206
	DUNGNA GEWOG, CHHUKHA	2636	Rural Economy Advancement Program(REAP) Phase I	0.194	-	0.194
	GAKIDLING GEWOG, HAA	2636	Rural Economy Advancement Program(REAP) Phase I	2.072	-	2.072
	DUMTEOD GEWOG, SAMTSE	2636	Rural Economy Advancement Program(REAP) Phase I	0.786	-	0.786
	ATHANG GEWOG, WANGDUE PHODANG	2636	Rural Economy Advancement Program(REAP) Phase I	2.441	-	2.441
	JIGMEDCHHEOLING GEWOG, SARPANG	2636	Rural Economy Advancement Program(REAP) Phase I	1.074	-	1.074
	DEGTENG GEWOG, TONGSA	2636	Rural Economy Advancement Program(REAP) Phase I	0.667	-	0.667
	METSHO GEWOG, LHUENTSE	2636	Rural Economy Advancement Program(REAP) Phase I	0.652	-	0.652
	LAURI GEWOG, SAMDUP JONGKHAR	2636	Rural Economy Advancement Program(REAP) Phase I	2.114	-	2.114
			Total SDS	45.284	-	45.284
	MINISTRY OF AGRICULTURE & FORESTS					
SNBL Japan	DEPARTMENT OF AGRICULTURE	2171	Support to Development of Organic and Medicinal Plants	0.893	-	0.893
			Total SNBL Japan	0.893	-	0.893
	MINISTRY OF AGRICULTURE & FORESTS					
SNV	DEPARTMENT OF AGRICULTURE MARKETING AND COOPERATIVES	2682	Capacity building of Cooperatives & Farmer groups	1.534	-	1.534
			Total SNV	1.534	-	1.534
	DZONGKHAG ADMINISTRATION, BUMTHANG	2645	Support to Wangdichoeling Hospital, Jakar, Bumthang	0.677	-	0.677
SWISS			Total SWISS	0.677	-	0.677

DONOR	SPENDING AGENCY / DEPARTMENT	FI CODE	PROJECT NAME	AMOUNT		TOTAL
				IN-CASH	IN-KIND	
TF	MINISTRY OF HEALTH	2676	Nursing Training Project	7.500	-	7.500
			Total TF	7.500	-	7.500
THPA	MINISTRY OF AGRICULTURE & FORESTS DEPARTMENT OF FOREST	2404	Rehabilitation of the Degraded and Barren sites in Wangchu basin along Thimphu-Paro Highway	4.700	-	4.700
			Total THPA	4.700	-	4.700
UN	MINISTRY OF WORKS AND HUMAN SETTLEMENT SECRETARIAT	2700	Promotion of Rainwater Harvesting & Human value based Water, Sanitation & Hygiene Education in Mongar,Bhutan	1.348	-	1.348
			Total UN	1.348	-	1.348
UNCDF	MINISTRY OF FINANCE DEPARTMENT OF PUBLIC ACCOUNTS	2551	Saving led Financial Inclusive Project (Micro Finance)	11.652	-	11.652
			Total UNCDF	11.652	-	11.652
UNDP	OFFICE OF THE ATTORNEY GENERAL	2410	ENHANCE HUMAN CAPACITY OF OAG TO COMBAT CORRUPTION	0.558	-	0.558
		2479	UN Support to Governance Assessment Framework	0.030	-	0.030
	JUDICIARY	2566	Bhutan Recovery and reconstruction Project	0.018	-	0.018
		2410	ENHANCE HUMAN CAPACITY OF OAG TO COMBAT CORRUPTION	1.103	-	1.103
	SECRETARIAT	2410	ENHANCE HUMAN CAPACITY OF OAG TO COMBAT CORRUPTION	(0.558)	-	(0.558)
	CABINET SECRETARIAT	2479	UN Support to Governance Assessment Framework	1.221	-	1.221
	OFFICE OF THE ATTORNEY GENERAL	2410	ENHANCE HUMAN CAPACITY OF OAG TO COMBAT CORRUPTION	0.428	-	0.428
		SECRETARIAT	2410	ENHANCE HUMAN CAPACITY OF OAG TO COMBAT CORRUPTION	0.162	-

DONOR	SPENDING AGENCY / DEPARTMENT	FI CODE	PROJECT NAME	AMOUNT		TOTAL
				IN-CASH	IN-KIND	
	CENTRE FOR BHUTAN STUDIES	2372	Local Governance support programme	2,250	-	2,250
	SECRETARIAT	2479	UN Support to Governance Assessment Framework	1,953	-	1,953
	GROSS NATIONAL HAPPINESS COMMISSION					
	SECRETARIAT	2479	UN Support to Governance Assessment Framework	(0.186)	-	(0.186)
		2372	Local Governance support programme	11,526	-	11,526
	ROYAL UNIVERSITY OF BHUTAN	2615	Research & Documentation on Human Rights	0.197	-	0.197
	SECRETARIAT	2615	Research & Documentation on Human Rights	0.611	-	0.611
	MINISTRY OF HOME & CULTURAL AFFAIRS	2566	Bhutan Recovery and reconstruction Project	3,596	-	3,596
	DEPARTMENT OF DISASTER MANAGEMENT	2182	Earthquake risk reduction & recovery preparedness	(0.263)	-	(0.263)
		2566	Bhutan Recovery & reconstruction Project	17,732	-	17,732
		2372	Local Governance support programme	0.047	-	0.047
	MINISTRY OF AGRICULTURE & FORESTS	1007	Small Grants Programme	0.650	-	0.650
	DEPARTMENT OF FOREST	1007	Small Grants Programme	0.679	-	0.679
		2579	Development of Nature Based Tourism in Royal Botanical Park	1,097	-	1,097
	MINISTRY OF WORKS AND HUMAN SETTLEMENT					
	SECRETARIAT	2182	Earthquake risk reduction & recovery preparedness	(0.196)	-	(0.196)
	DZONGKHAG ADMINISTRATION, SAMTSE	1007	Small Grants Programme	0.482	-	0.482
	SIBSU GEWOG, SAMTSE	1007	Small Grants Programme	0.773	-	0.773
	DZONGKHAG ADMINISTRATION, BUMTHANG	1007	Small Grants Programme	0.545	-	0.545
	DZONGKHAG ADMINISTRATION, SARPANG	1007	Small Grants Programme	0.228	-	0.228
	DZONGKHAG ADMINISTRATION, LHUENTSE	1007	Small Grants Programme	1,318	-	1,318

DONOR	SPENDING AGENCY / DEPARTMENT	FI CODE	PROJECT NAME	AMOUNT		TOTAL
				IN-CASH	IN-KIND	
	DZONGKHAG ADMINISTRATION, MONGAR	1007	Small Grants Programme	1.037	-	1.037
	DZONGKHAG ADMINISTRATION, SAMDUP JONGKHAR	1007	Small Grants Programme	0.333	-	0.333
	DZONGKHAG ADMINISTRATION, TASHI-GANG	1007	Small Grants Programme	1.032	-	1.032
	DZONGKHAG ADMINISTRATION, THIMPHU	1007	Small Grants Programme	0.362	-	0.362
			Total UNDP	48.765	-	48.765
		2153	Promotion of Culture Based Creative Industry for Poverty	0.040	-	0.040
		2315	Labour Market Analysis and Employment Generation	0.006	-	0.006
		2345	UN Support to Form. of Enabling Poly. Framework & Dev. of MSMEs for Empl. Gen. & Pro-poor Growth	0.094	-	0.094
	NATIONAL COUNCIL OF BHUTAN	2493	UN Support for Stg. the Institutional Capacity of Parliament of Bhutan	1.268	-	1.268
	SECRETARIAT	2493	UN Support for Stg. the Institutional Capacity of Parliament of Bhutan	2.332	-	2.332
	ANTI-CORRUPTION COMMISSION					
	SECRETARIAT	2625	Support to the Gap analysis for the UNCAC compliance	0.219	-	0.219
UNDP IPF	ELECTION COMMISSION OF BHUTAN					
	SECRETARIAT	2106	Institutional & Human Capacity Building of the Election Commission	(0.811)	-	(0.811)
		2624	For Preparation & Implementation of Free and Fair Local Election	4.808	-	4.808
	ROYAL AUDIT AUTHORITY	2313	UNDP-RAA Institutional & Human Capacity Building of ACC & the RAA Strengthened	0.570	-	0.570
	CENTRE FOR BHUTAN STUDIES	2301	UN Support to Result based Planning and M&E for the MDGs and GNH	0.134	-	0.134
	SECRETARIAT	2301	UN Support to Result based Planning and M&E for the MDGs and GNH	1.006	-	1.006
	GROSS NATIONAL HAPPINESS COMMISSION	2301	UN Support to Result based Planning and M&E for the MDGs and GNH	0.175	-	0.175

DONOR	SPENDING AGENCY / DEPARTMENT	FI CODE	PROJECT NAME	AMOUNT		TOTAL
				IN-CASH	IN-KIND	
		2338	Targeted Community Dev. & Pro-poor Governance Initiatives for Poverty Reduction	2.163	-	2.163
	SECRETARIAT	2338	Targeted Community Dev. & Pro-poor Governance Initiatives for Poverty Reduction	0.126	-	0.126
	NATIONAL STATISTICS BUREAU	2301	UN Support to Result based Planning and M&E for the MDGs and GNH	0.226	-	0.226
	SECRETARIAT	2301	UN Support to Result based Planning and M&E for the MDGs and GNH	0.228	-	0.228
	THROMDEYS	2567	UN Support to Strengthen Local Service Delivery & Environment Education in Bhutan	1.355	-	1.355
	NATIONAL COMMISSION FOR WOMEN & CHILDREN	2165	Gender Mainstreaming & Women's Empowerment	3.833	-	3.833
	MINISTRY OF HOME & CULTURAL AFFAIRS	2153	Promotion of Culture Based Creative Industry for Poverty	0.463	-	0.463
	DEPARTMENT OF LOCAL GOVERNANCE	2719	Enhancing Government to Citizen Service Delivery to the remote areas of bhutan through e-Governance	0.594	-	0.594
	DEPARTMENT OF DISASTER MANAGEMENT	2712	Emergency cash grant to support windstorm affected communities	2.222	-	2.222
	MINISTRY OF FINANCE	2139	Building Civil Society Support for Biodiversity Conservation through Environment Resource Networking	0.462	-	0.462
		2336	UNDP Support for Children and Youth Participation	0.230	-	0.230
	DEPARTMENT OF PUBLIC ACCOUNTS	2139	Building Civil Society Support for Biodiversity Conservation through Environment Resource Networking	1.664	-	1.664
		2311	UNDP- Child Protection And Women Empowerment	0.434	-	0.434
		2338	Targeted Community Dev. & Pro-poor Governance Initiatives for Poverty Reduction	1.712	-	1.712
		2344	UN Support to Form. of Enabling Poly. Framework & Dev. of MSMEs for Empl. Gen. & Pro-poor Growth	0.069	-	0.069
		2345	UN Support to Form. of Enabling Poly. Framework & Dev. of MSMEs for Empl. Gen. & Pro-poor Growth	0.526	-	0.526
		2518	UN Support on Enhancing Rural Income and Livelihoods	0.041	-	0.041

DONOR	SPENDING AGENCY / DEPARTMENT	FI CODE	PROJECT NAME	AMOUNT		TOTAL
				IN-CASH	IN-KIND	
		2567	UN Support to Strengthen Local Service Delivery & Environment Education in Bhutan	1.373	-	1.373
	MINISTRY OF AGRICULTURE & FORESTS	2407	Food Security Through Improved Home Gardens	5.458	-	5.458
	SECRETARIAT	2726	Foot and Mouth Disease	2.287	-	2.287
	DEPARTMENT OF AGRICULTURE	2518	UN Support on Enhancing Rural Income and Livelihoods	0.660	-	0.660
	MINISTRY OF ECONOMIC AFFAIRS	2407	Food Security Through Improved Home Gardens	1.772	-	1.772
	SECRETARIAT	2345	UN Support to Form. of Enabling Poly. Framework & Dev. of MSMEs for Empl. Gen. & Pro-poor Growth	1.058	-	1.058
	DEPARTMENT OF TRADE	2345	UN Support to Form. of Enabling Poly. Framework & Dev. of MSMEs for Empl. Gen. & Pro-poor Growth	2.631	-	2.631
	DEPARTMENT OF INDUSTRY	2345	UN Support to Form. of Enabling Poly. Framework & Dev. of MSMEs for Empl. Gen. & Pro-poor Growth	(0.094)	-	(0.094)
	DEPARTMENT OF COTTAGE & SMALL INDUSTRIES	2345	UN Support to Form. of Enabling Poly. Framework & Dev. of MSMEs for Empl. Gen. & Pro-poor Growth	1.075	-	1.075
	MINISTRY OF INFORMATION & COMMUNICATIONS	2345	UN Support to Form. of Enabling Poly. Framework & Dev. of MSMEs for Empl. Gen. & Pro-poor Growth	0.464	-	0.464
	DEPARTMENT OF INFORMATION TECHNOLOGY & TELECOM	2380	Enhancing Community Facilities at Community Information Centre & Local Human Capacities	0.508	-	0.508
	MINISTRY OF HEALTH	2311	UNDP- Child Protection And Women Empowerment	1.540	-	1.540
	SECRETARIAT	2311	UNDP- Child Protection And Women Empowerment	1.348	-	1.348
	MINISTRY OF LABOUR & HUMAN RESOURCES	2315	Labour Market Analysis and Employment Generation	5.239	-	5.239
	DEPARTMENT OF HUMAN RESOURCES	2336	UNDP Support for Children and Youth Participation	0.131	-	0.131
	DEPARTMENT OF EMPLOYMENT	2315	Labour Market Analysis and Employment Generation	0.178	-	0.178
		2315	Labour Market Analysis and Employment Generation	(0.113)	-	(0.113)
			Total UNDP IPF	51.704	-	5.704

DONOR	SPENDING AGENCY / DEPARTMENT	FI CODE	PROJECT NAME	AMOUNT		TOTAL	
				IN-CASH	IN-KIND		
UNDP O		2680	UN Support to Health	0.020	-	0.020	
	NATIONAL ENVIRONMENT COMMISSION	2003	Enhancing Global Environment Management in Local Governance System	5.171	-	5.171	
	SECRETARIAT	2692	UN Support to National Environment Commission	0.678	-	0.678	
	MINISTRY OF INFORMATION & COMMUNICATIONS	2003	Enhancing Global Environment Management in Local Governance System	(0.015)	-	(0.015)	
	DEPARTMENT OF INFORMATION & MEDIA	2212	Strengthening the Role of the Media in a New Democracy	(0.048)	-	(0.048)	
	MINISTRY OF HEALTH	2212	Strengthening the Role of the Media in a New Democracy	3.183	-	3.183	
		2691	UN Support to Health Theme Group	1.440	-	1.440	
			Total UNDP O	10.429	-	10.429	
	UNEP	CENTRE FOR BHUTAN STUDIES					-
		SECRETARIAT	2572	JSP	0.700	-	0.700
GROSS NATIONAL HAPPINESS COMMISSION		2571	JSP	5.212	-	5.212	
SECRETARIAT		2572	JSP	47.800	-	47.800	
NATIONAL ENVIRONMENT COMMISSION		2571	JSP	1.000	-	1.000	
SECRETARIAT		2613	Sustainable Ventures and Waste Management	0.234	-	0.234	
		2614	Bhutan Environment Outlook	0.281	-	0.281	
		1966	Institutional Strengthening (IS)	0.698	-	0.698	
		2035	National Sustainable Development Strategy	0.155	-	0.155	
		2439	Dev. of HCFC Phase-out Management Plan (HPMP)	0.606	-	0.606	
	2613	Sustainable Ventures and Waste Management	-	-	-		
		Total UNEP	56.686	-	56.686		

DONOR	SPENDING AGENCY / DEPARTMENT	FI CODE	PROJECT NAME	AMOUNT		TOTAL
				IN-CASH	IN-KIND	
UNESCAP	MINISTRY OF WORKS AND HUMAN SETTLEMENT					
	DEPARTMENT OF URBAN DEVELOPMENT & ENGINEERING SERVICES	2494	Tenhnical Assistance, Eco-efficient Water Infrastructure	0.209	-	0.209
	MINISTRY OF INFORMATION & COMMUNICATIONS					
	DEPARTMENT OF INFORMATION TECHNOLOGY & TELECOM	2174	UNESCAPE Adhoc-Empowering the Rural Area through Community E-centre	(0.098)	-	(0.098)
			Total UNESCAP	0.111	-	0.111
UNESCO	ROYAL UNIVERSITY OF BHUTAN					-
	SECRETARIAT	1871	Participation Programme 2004-2005	(0.943)	-	(0.943)
	MINISTRY OF HOME & CULTURAL AFFAIRS					-
	DEPARTMENT OF CULTURE	2730	Protecting & Conserving Immovable Cultural Properties & Natural Properties	0.268	-	0.268
	MINISTRY OF AGRICULTURE & FORESTS					-
	DEPARTMENT OF FOREST	1871	Participation Programme 2004-2005	0.886	-	0.886
	MINISTRY OF ECONOMIC AFFAIRS					-
	DEPARTMENT OF ENERGY	2364	Institutional Strengthening of Hydro Meterological Services	(0.010)	-	(0.010)
	MINISTRY OF INFORMATION & COMMUNICATIONS	2644	Framework for Media Assessment in Bhutan	0.272	-	0.272
	DEPARTMENT OF INFORMATION & MEDIA	2644	Framework for Media Assessment in Bhutan	0.374	-	0.374
	MINISTRY OF EDUCATION					
	SECRETARIAT	1871	Participation Programme 2004-2005	1.238	-	1.238
		2340	Mitsubishi – 2008	0.417	-	0.417
		2341	Education for Sustainable Development 2008	1.320	-	1.320
DEPARTMENT OF SCHOOL EDUCATION	1871	Participation Programme 2004-2005	0.886	-	0.886	
	2341	Education for Sustainable Development 2008	0.070	-	0.070	
			Total UNESCO	4.778	-	4.778

DONOR	SPENDING AGENCY / DEPARTMENT	FI CODE	PROJECT NAME	AMOUNT		TOTAL
				IN-CASH	IN-KIND	
UNFPA		2243	UNFPA-Quality Education	0.180	-	0.180
		2293	UN Support	0.052	-	0.052
	ROYAL UNIVERSITY OF BHUTAN	2347	Support to Population and Development Studies	2.076	-	2.076
		2586	UN Support to Health (RIHS)	1.634	-	1.634
		2591	UNFPA-Quality Education	1.584	-	1.584
	SECRETARIAT	2347	Support to Population and Development Studies	0.475	-	0.475
		2586	UN Support to Health (RIHS)	0.699	-	0.699
		2591	UNFPA-Quality Education	0.511	-	0.511
	NATIONAL STATISTICS BUREAU	2295	UN Support to results base planning and M&E for the MDGs and GNH	1.826	-	1.826
	SECRETARIAT	2295	UN Support to results base planning and M&E for the MDGs and GNH	2.256	-	2.256
	NATIONAL COMMISSION FOR WOMEN & CHILDREN	2320	UN Support to Gender Equity and Equality	0.893	-	0.893
	SECRETARIAT	2320	UN Support to Gender Equity and Equality	0.400	-	0.400
	MINISTRY OF FINANCE					
	DEPARTMENT OF PUBLIC ACCOUNTS	2679	Strengthening of Bhutan Nun's Foundation (BNF)	3.291	-	3.291
	MINISTRY OF HEALTH	2293	UN Support	2.796	-	2.796
		2320	UN Support to Gender Equity and Equality	3.343	-	3.343
	SECRETARIAT	2320	UN Support to Gender Equity and Equality	3.512	-	3.512
DEPARTMENT OF PUBLIC HEALTH	2293	UN Support	6.263	-	6.263	
	2586	UN Support to Health (RIHS)	(0.001)	-	(0.001)	
MINISTRY OF EDUCATION	2243	UNFPA-Quality Education	1.209	-	1.209	
DEPARTMENT OF YOUTH, CULTURE & SPORTS	2243	UNFPA-Quality Education	3.571	-	3.571	
			Total UNFPA	36.570	-	36.570

DONOR	SPENDING AGENCY / DEPARTMENT	FI CODE	PROJECT NAME	AMOUNT		TOTAL
				IN-CASH	IN-KIND	
UNICEF		2215	UNICEF-Quality Education	1.759	-	1.759
		2302	UN Support to Health (MCH/Nutrition)	0.569	-	0.569
		2305	UN Support to Health (Water, Sanitation & Hygiene)	0.334	-	0.334
		2310	UNICEF-Child Protection and Women Empowerment	0.223	-	0.223
		2478	UN Support to Children & Youth Participation in Bhutan (BNCA)	0.297	-	0.297
	NATIONAL ASSEMBLY OF BHUTAN					
	SECRETARIAT	2647	UN Support for Parliamentary Democracy in Bhutan to NAB & NCB	0.074	-	0.074
	NATIONAL COUNCIL OF BHUTAN	2647	UN Support for Parliamentary Democracy in Bhutan to NAB & NCB	0.075	-	0.075
	SECRETARIAT	2647	UN Support for Parliamentary Democracy in Bhutan to NAB & NCB	0.077	-	0.077
	COUNCIL FOR RELIGIOUS AFFAIRS	2305	UN Support to Health (Water, Sanitation & Hygiene)	0.428	-	0.428
	SECRETARIAT	2215	UNICEF-Quality Education	1.530	-	1.530
	JUDICIARY	2305	UN Support to Health (Water, Sanitation & Hygiene)	6.219	-	6.219
	SECRETARIAT	2646	UN Support for Parliamentary Democracy in Bhutan to Royal Court of Justice	0.077	-	0.077
	CENTRE FOR BHUTAN STUDIES					
	SECRETARIAT	2303	UN Support to result Based Planning and M&E for the MDGs and GNH	-	-	-
	ROYAL UNIVERSITY OF BHUTAN	2215	UNICEF-Quality Education	1.251	-	1.251
		2302	UN Support to Health (MCH/Nutrition)	0.001	-	0.001
	SECRETARIAT	2305	UN Support to Health (Water, Sanitation & Hygiene)	0.360	-	0.360
	NATIONAL STATISTICS BUREAU	2215	UNICEF-Quality Education	0.409	-	0.409
	2303	UN Support to result Based Planning and M&E for the MDGs and GNH	0.568	-	0.568	

DONOR	SPENDING AGENCY / DEPARTMENT	FI CODE	PROJECT NAME	AMOUNT		TOTAL
				IN-CASH	IN-KIND	
	SECRETARIAT	2303	UN Support to result Based Planning and M&E for the MDGs and GNH	1.175	-	1.175
	BHUTAN NARCOTIC CONTROL AGENCY	2478	UN Support to Children & Youth Participation in Bhutan (BNCA)	2.607	-	2.607
	SECRETARIAT	2478	UN Support to Children & Youth Participation in Bhutan (BNCA)	0.585	-	0.585
	NATIONAL COMMISSION FOR WOMEN & CHILDREN	2310	UNICEF-Child Protection and Women Empowerment	1.527	-	1.527
	SECRETARIAT	2310	UNICEF-Child Protection and Women Empowerment	1.797	-	1.797
	MINISTRY OF FINANCE	2335	UNICEF Support for Children and Youth Participation	0.502	-	0.502
		2337	Planning, Monitoring and Communication	0.065	-	0.065
	DEPARTMENT OF PUBLIC ACCOUNTS	2335	UNICEF Support for Children and Youth Participation	0.872	-	0.872
		2337	Planning, Monitoring and Communication	1.999	-	1.999
	MINISTRY OF HEALTH	2302	UN Support to Health (MCH/Nutrition)	19.415	-	19.415
		2305	UN Support to Health (Water, Sanitation & Hygiene)	2.467	-	2.467
		2321	UN Support to Gender Equity and Equality	0.334	-	0.334
		2337	Planning, Monitoring and Communication	0.014	-	0.014
	SECRETARIAT	2302	UN Support to Health (MCH/Nutrition)	(0.105)	-	(0.105)
		2305	UN Support to Health (Water, Sanitation & Hygiene)	0.023	-	0.023
	DEPARTMENT OF MEDICAL SERVICES	2302	UN Support to Health (MCH/Nutrition)	(0.629)	-	(0.629)
		2305	UN Support to Health (Water, Sanitation & Hygiene)	(0.081)	-	(0.081)
	DEPARTMENT OF PUBLIC HEALTH	2302	UN Support to Health (MCH/Nutrition)	3.167	-	3.167
		2305	UN Support to Health (Water, Sanitation & Hygiene)	0.218	1.916	2.134
	MINISTRY OF EDUCATION	2215	UNICEF-Quality Education	26.654	-	26.654
		2305	UN Support to Health (Water, Sanitation & Hygiene)	0.160	-	0.160
	SECRETARIAT	2215	UNICEF-Quality Education	(1.394)	-	(1.394)
	DEPARTMENT OF SCHOOL EDUCATION	2215	UNICEF-Quality Education	6.741	-	6.741
		2305	UN Support to Health (Water, Sanitation & Hygiene)	(0.116)	-	(0.116)

DONOR	SPENDING AGENCY / DEPARTMENT	FI CODE	PROJECT NAME	AMOUNT		TOTAL
				IN-CASH	IN-KIND	
	DEPARTMENT OF YOUTH, CULTURE & SPORTS	2215	UNICEF-Quality Education	6.467	-	6.467
		2305	UN Support to Health (Water, Sanitation & Hygiene)	2.450	-	2.450
			Total UNICEF	91.165	1.916	93.081
UNOD	BHUTAN NARCOTIC CONTROL AGENCY SECRETARIAT	2190	UNODC ADHOC (RAS/H71)	0.023	-	0.023
			Total UNOD	0.023	-	0.023
US	MINISTRY OF EDUCATION DEPARTMENT OF YOUTH, CULTURE & SPORTS	2709	Support to Education Programs in Bhutan through the Department of Youth & Sports, Ministry of Education	3.184	-	3.184
			Total US	3.184	-	3.184
USF	BHUTAN INFORMATION COMMUNICATION MEDIA AUTHORITY SECRETARIAT	2503	Universal Service Fund	78.516	-	78.516
		2503	Universal Service Fund	50.285	-	50.285
			Total USF	128.801	-	128.801
W/BANK	NATIONAL ENVIRONMENT COMMISSION SECRETARIAT	2491	National Influenza Preparedness and Response Project (Ph - II)	0.041	-	0.041
		2343	IDF Grant for Strengthening Institution Capacity for Impl. of Environment Safeguards	2.747	-	2.747
		2492	IDF Grant for Strengthening of the Public Procurement Policy Division Project	6.685	-	6.685
		2491	National Influenza Preparedness and Response Project (Ph - II)	9.043	-	9.043
		2491	National Influenza Preparedness and Response Project (Ph - II)	11.521	0.240	11.761
	MINISTRY OF WORKS AND HUMAN SETTLEMENT	2098	Rural Access Project II	6.000	-	6.000

DONOR	SPENDING AGENCY / DEPARTMENT	FI CODE	PROJECT NAME	AMOUNT		TOTAL
				IN-CASH	IN-KIND	
	SECRETARIAT	2098	Rural Access Project II	0.398	-	0.398
	DEPARTMENT OF ROADS	2098	Rural Access Project II	130.758	-	130.758
	MINISTRY OF HEALTH	2491	National Influenza Preparedness and Response Project (Ph - II)	1.247	-	1.247
	SECRETARIAT	1794	HIV/Aids and STI Prevention Control Project	0.327	-	0.327
	DEPARTMENT OF MEDICAL SERVICES	1794	HIV/Aids and STI Prevention Control Project	8.799	-	8.799
		2205	Avian Influenza	0.850	-	0.850
		2491	National Influenza Preparedness and Response Project (Ph - II)	0.930	-	0.930
	DEPARTMENT OF PUBLIC HEALTH	1794	HIV/Aids and STI Prevention Control Project	5.760	-	15.760
		2491	National Influenza Preparedness and Response Project (Ph - II)	7.625	-	7.625
			Total W/BANK	202.731	0.240	202.971
WDF	MINISTRY OF HEALTH					
	DEPARTMENT OF MEDICAL SERVICES	1817	World Diabetes Foundation	(0.781)	-	(0.781)
	DEPARTMENT OF PUBLIC HEALTH	1817	World Diabetes Foundation	4.506	-	4.506
			Total WDF	3.725	-	3.725
WFP	MINISTRY OF FINANCE					
	DEPARTMENT OF PUBLIC ACCOUNTS	2290	WFP-Quality Education	7.360	-	7.360
	MINISTRY OF AGRICULTURE & FORESTS	2290	WFP-Quality Education	0.366	-	0.366
		2429	UN Support to Bhutan National Human Wildlife Conflict Management Strategy	0.680	-	0.680
	SECRETARIAT	2290	WFP-Quality Education	0.094	-	0.094
	DEPARTMENT OF FOREST	2429	UN Support to Bhutan National Human Wildlife Conflict Management Strategy	1.782	-	1.782
	MINISTRY OF HEALTH	2290	WFP-Quality Education	0.045	-	0.045
	MINISTRY OF EDUCATION	2290	WFP-Quality Education	1.600	-	1.600
	DZONGKHAG ADMINISTRATION, SAMTSE	2290	WFP-Quality Education	0.180	-	0.180
	DZONGKHAG ADMINISTRATION, DAGANA	2290	WFP-Quality Education	0.180	-	0.180

DONOR	SPENDING AGENCY / DEPARTMENT	FI CODE	PROJECT NAME	AMOUNT		TOTAL	
				IN-CASH	IN-KIND		
WHO	DZONGKHAG ADMINISTRATION, SARPANG EDUCATION	2290	WFP-Quality Education	1.876	-	1.876	
	DZONGKHAG ADMINISTRATION, LHUENTSE	2290	WFP-Quality Education	0.949	-	0.949	
	DZONGKHAG ADMINISTRATION, PEMA GATSHEL	2290	WFP-Quality Education	0.875	-	0.875	
	DZONGKHAG ADMINISTRATION, SAMDUP JONGKHAR	2290	WFP-Quality Education	0.846	-	0.846	
	DZONGKHAG ADMINISTRATION, TASHI YANGTSE	2290	WFP-Quality Education	0.180	-	0.180	
	EDUCATION	2290	WFP-Quality Education	0.482	-	0.482	
				Total WFP	17.495	-	17.495
	ROYAL UNIVERSITY OF BHUTAN	2206	SO11-PROTEC-Ensure improved access, quality and use of medicinal products & technologies	1.589	-	1.589	
		2225	Imp. Health Serv. through Better Governance, Financing, Staffing & Management	0.760	-	0.760	
	DRUG REGULATORY AUTHORITY	2206	SO11-PROTEC-Ensure improved access, quality and use of medicinal products & technologies	0.094	-	0.094	
	MINISTRY OF AGRICULTURE & FORESTS	2219	Pre & Reduce Disease, Disability & Premature Death from Chronic Non-comm conditions, Mental disorder	0.242	-	0.242	
	MINISTRY OF WORKS AND HUMAN SETTLEMENT	2223	Promote a Healthier Envrn., Intensity Primary Prev. & Influence Public Policies in all Sectors	2.301	-	2.301	
	MINISTRY OF HEALTH	2206	SO11-PROTEC-Ensure improved access, quality and use of medicinal products & technologies	3.227	-	3.227	
		2217	To Reduce the Health, Social & Economic burden of Communicable Diseases	5.269	-	5.269	
		2218	To Combat HIV/AIDS, Malaria and Tuberculosis	1.333	-	1.333	
		2219	Pre & Reduce Disease, Disability & Premature Death from Chronic Non-comm conditions, Mental disorder	5.177	-	5.177	
	2220	To Reduce Morbidity & Mortality & Improve Health during Key stages of Life	1.478	-	1.478		

DONOR	SPENDING AGENCY / DEPARTMENT	FI CODE	PROJECT NAME	AMOUNT		TOTAL
				IN-CASH	IN-KIND	
		2221	Reduce Health Consequence of Emergencies. Disasters, Crises & Conflicts & Min. social & Eco. Impact	0.332	-	0.332
		2222	Prom Health & Dev., Prevent & Reduce Risk Factors for Health Cond. Ass. with Tobacco, Alcohol & Drug	1.184	-	1.184
		2223	Promote a Healthier Envrn., Intensity Primary Prev. & Influence Public Policies in all Sectors	7.551	-	7.551
		2224	Imp. Nutrition, Food Safety & Food Security throughout the Life Course & Sup. Pub. Health & Sus.Dev	1.068	-	1.068
		2225	Imp. Health Serv. through Better Governance, Financing, Staffing & Management	12.411	-	12.411
		2627	Long term Institutional Development for Reproductive Research	1.195	-	1.195
		2683	SO7-Gender sensitive policies and gender responsive action incorporated into national health programmes	0.081	-	0.081
	SECRETARIAT	2206	SO11-PROTEC-Ensure improved access, quality and use of medicinal products & technologies	0.023	-	0.023
		2221	Reduce Health Consequence of Emergencies. Disasters, Crises & Conflicts & Min. social & Eco. Impact	1.221	-	1.221
		2225	Imp. Health Serv. through Better Governance, Financing, Staffing & Management	0.521	-	0.521
	DEPARTMENT OF MEDICAL SERVICES	2217	To Reduce the Health, Social & Economic burden of Communicable Diseases	0.261	-	0.261
		2220	To Reduce Morbidity & Mortality & Improve Health during Key stages of Life	0.246	-	0.246
		2222	Prom Health & Dev., Prevent & Reduce Risk Factors for Health Cond. Ass. with Tobacco, Alcohol & Drug	0.077	-	0.077
		2225	Imp. Health Serv. through Better Governance, Financing, Staffing & Management	1.496	-	1.496
	DEPARTMENT OF PUBLIC HEALTH	2217	To Reduce the Health, Social & Economic burden of Communicable Diseases	0.617	-	0.617

DONOR	SPENDING AGENCY / DEPARTMENT	FI CODE	PROJECT NAME	AMOUNT		TOTAL
				IN-CASH	IN-KIND	
		2218	To Combat HIV/AIDS, Malaria and Tuberculosis	0.701	-	0.701
			Total WHO	50.455	-	50.455
	MINISTRY OF AGRICULTURE & FORESTS	2417	Enabling Biodiversity Conservation in Toorsa Strict Nature Reserve (TSNR)	0.105	-	0.105
		2512	Conservation of Asiatic Elephant in Bhutan	(0.633)	-	(0.633)
		2536	High Altitude Control Program	(0.113)	-	(0.113)
		2573	Enabling Bio-Diversity Conservation in RMNP(2010)	0.362	-	0.362
	DEPARTMENT OF FOREST	1377	Implmnt.of Const.& Develop.act T/Shingla Park	(0.214)	-	(0.214)
		2405	Enabling Bio-Diversity Conservation in Phibsoo Wildlife Sanctuary	2.500	-	2.500
		2417	Enabling Biodiversity Conservation in Toorsa Strict Nature Reserve (TSNR)	0.718	-	0.718
		2512	Conservation of Asiatic Elephant in Bhutan	0.746	-	0.746
		2573	Enabling Bio-Diversity Conservation in RMNP(2010)	1.952	-	1.952
		2597	Human Wild Life Elephant conflict at Lhamoizingkha	0.517	-	0.517
		2600	Anti Poaching Phase IV	0.517	-	0.517
		2654	Tiger Ecological Survey in Bumdeling Wildlife Sanctuary	0.069	-	0.069
		2655	Tiger Ecological Survey in Thrumshingla National Park	0.435	-	0.435
			Total WWF	6.961	-	6.961
			GRAND TOTAL	10,101.136	396.591	10,497.727

SCHEDULE 4: SCHEDULE OF INTERNATIONAL ASSISTANCE (LOANS) RECEIVED DURING THE FISCAL YEAR 2010-2011: BY LENDER									
LENDER	ADMINISTRATIVE UNIT	FI CODE	PROJECTS	Nu. in Million			% of Total		
				CASH	KIND	TOTAL			
BoBL	Ministry of Finance	-	T-Bills	499.375	-	499.375	16.06%		
	Ministry of Finance	2124	Financial Sector Development Program	189.627	-	189.627			
	Ministry of Finance	2125	Financial Sector Development Project	4.334	-	4.334			
	Ministry of Works & Human Settlement	1965	Road Network Project	240.287	59.678	299.965			
	Ministry of Works & Human Settlement	2108	Urban Infrastructure Development Project	168.586	-	168.586			
			ADB Total	602.834	59.678	662.512	21.30%		
IFAD	Ministry of Finance	1964	Agriculture Marketing Enterprise Prom. Program	1.334	-	1.334			
	Ministry of Agriculture & Forests	1964	Agriculture Marketing Enterprise Prom. Program	19.665	-	19.665			
	Department of Agriculture	1964	Agriculture Marketing Enterprise Prom. Program	113.501	-	113.501			
	Department of Agriculture Marketing & Co-operatives	1964	Agriculture Marketing Enterprise Prom. Program	17.410	-	17.410			
		1964	Agriculture Marketing Enterprise Prom. Program	6.860	-	6.860			
			IFAD Total	158.770	-	158.770	5.11%		
JICA	Ministry of Finance	2328	Rural Electrification Project	0.000	527.795	527.795			
			JICA Total	0.000	527.795	527.795	16.97%		
	Ministry of Finance	2696	First Development Policy Credit	1,173.042	-	1,173.042			
WBANK	Ministry of Agriculture & Forest	1875	Decentralised Rural Development Project	15.682	-	15.682			
	Ministry of Works & Human Settlement	2634	Urban Development Project	33.617	-	33.617			
	Ministry of Education	1693	Education Development Project	21.562	-	21.562			
	Dzongkhag Administration, Tsirang	1875	Decentralised Rural Development Project	0.225	-	0.225			
	Dzongkhag Administration, Wangdue	1875	Decentralised Rural Development Project	0.625	-	0.625			
	Dzongkhag Administration, Zhemgang	1875	Decentralised Rural Development Project	8.805	-	8.805			
	Dzongkhag Administration, Trongsa	1875	Decentralised Rural Development Project	8.000	-	8.000			
			World Bank Total	1,261.558	0.000	1,261.558	40.56%		
			GRAND TOTAL	2,522.537	587.473	3,110.010	100.00%		

SCHEDULE 5: EXPENDITURE SUMMARY BY IMF FUNCTIONAL CLASSIFICATION FOR THE FY 2010-2011							
AU CODE	ADMINISTRATIVE UNIT	PROGRAMME	EXPENDITURE (Nu. in millions)				TOTAL
			CURRENT	CAPITAL	LENDING	REPAY	
General Public Services							
406.01	Dagana	MANAGEMENT & DIRECTION SERVICES	29.613	14.379	-	-	43.993
402.01	Haa	MANAGEMENT & DIRECTION SERVICES	19.885	12.710	-	-	32.595
414.01	M/gar	MANAGEMENT & DIRECTION SERVICES	36.367	14.620	-	-	50.986
401.01	C/kha	MANAGEMENT & DIRECTION SERVICES	37.249	39.072	-	-	76.321
401.05	GWG:DAG	MANAGEMENT & DIRECTION SERVICES	0.510	-	-	-	0.510
404.14	GWG:SAM	MANAGEMENT & DIRECTION SERVICES	0.763	1.196	-	-	1.958
406.03	GWG:DRU	MANAGEMENT & DIRECTION SERVICES	0.522	-	-	-	0.522
402.05	GWG:SAM	MANAGEMENT & DIRECTION SERVICES	0.509	0.074	-	-	0.583
404.06	GWG:DEN	MANAGEMENT & DIRECTION SERVICES	0.680	-	-	-	0.680
405.07	GWG:KIG	MANAGEMENT & DIRECTION SERVICES	0.483	0.554	-	-	1.037
406.12	GWG:TEZA	MANAGEMENT & DIRECTION SERVICES	0.585	0.473	-	-	1.057
408.06	GWG:GASEG	MANAGEMENT & DIRECTION SERVICES	0.504	-	-	-	0.504
410.01	S/pang	MANAGEMENT & DIRECTION SERVICES	31.588	4.674	-	-	36.261
401.07	GWG:LKG	MANAGEMENT & DIRECTION SERVICES	0.638	-	-	-	0.638
403.07	GWG:LUN	MANAGEMENT & DIRECTION SERVICES	0.647	0.289	-	-	0.936
419.01	Gasa	MANAGEMENT & DIRECTION SERVICES	19.115	15.732	-	-	34.847
420.01	T/Yangtse	MANAGEMENT & DIRECTION SERVICES	21.870	10.417	-	-	32.287
402.07	GAKEYLING	MANAGEMENT & DIRECTION SERVICES	0.456	1.043	-	-	1.499
404.08	GWG:DUM	MANAGEMENT & DIRECTION SERVICES	0.570	-	-	-	0.570
405.05	GWG:GOG	MANAGEMENT & DIRECTION SERVICES	0.543	0.123	-	-	0.666
406.10	GWG:T/GANG	MANAGEMENT & DIRECTION SERVICES	0.517	-	-	-	0.517
404.01	S/tse	MANAGEMENT & DIRECTION SERVICES	36.952	24.733	-	-	61.685

AU CODE	ADMINISTRATIVE UNIT	PROGRAMME	EXPENDITURE (Nu. in millions)				
			CURRENT	CAPITAL	LENDING	REPAY	TOTAL
417.01	T/gang	MANAGEMENT & DIRECTION SERVICES	40.785	51.708	-	-	92.493
405.01	T/rang	MANAGEMENT & DIRECTION SERVICES	26.044	1.379	-	-	27.424
415.01	P/Gatshel	MANAGEMENT & DIRECTION SERVICES	29.214	17.134	-	-	46.348
401.09	GWG:GLG	MANAGEMENT & DIRECTION SERVICES	0.556	-	-	-	0.556
407.01	P/kha	MANAGEMENT & DIRECTION SERVICES	37.352	15.575	-	-	52.926
408.01	W/du	MANAGEMENT & DIRECTION SERVICES	27.071	1.128	-	-	28.199
404.15	GWG:SIP	MANAGEMENT & DIRECTION SERVICES	0.634	-	-	-	0.634
409.01	B/thang	MANAGEMENT & DIRECTION SERVICES	24.269	7.952	-	-	32.221
401.04	GWG:CHG	MANAGEMENT & DIRECTION SERVICES	0.486	-	-	-	0.486
401.02	GWG:SPS	MANAGEMENT & DIRECTION SERVICES	0.751	1.290	-	-	2.041
403.02	GWG:DOB	MANAGEMENT & DIRECTION SERVICES	0.634	-	-	-	0.634
404.03	GWG:BIRU	MANAGEMENT & DIRECTION SERVICES	0.718	0.130	-	-	0.848
402.04	GWG:SBY	MANAGEMENT & DIRECTION SERVICES	0.544	0.286	-	-	0.830
403.04	GWG:DOT	MANAGEMENT & DIRECTION SERVICES	0.584	0.331	-	-	0.915
403.11	GWG:WAN	MANAGEMENT & DIRECTION SERVICES	0.578	-	-	-	0.578
406.09	GWG:T/DING	MANAGEMENT & DIRECTION SERVICES	0.506	0.349	-	-	0.855
403.03	GWG:DOG	MANAGEMENT & DIRECTION SERVICES	0.673	-	-	-	0.673
404.02	GWG:BARA	MANAGEMENT & DIRECTION SERVICES	0.800	0.198	-	-	0.998
405.11	GWG:SHG	MANAGEMENT & DIRECTION SERVICES	0.477	1.479	-	-	1.956
406.08	GWG:LAJA	MANAGEMENT & DIRECTION SERVICES	0.443	-	-	-	0.443
401.06	GWG:GTG	MANAGEMENT & DIRECTION SERVICES	0.493	-	-	-	0.493
403.06	GWG:LAN	MANAGEMENT & DIRECTION SERVICES	0.618	-	-	-	0.618
403.09	GWG:SHA	MANAGEMENT & DIRECTION SERVICES	0.705	-	-	-	0.705
404.13	GWG:PUG	MANAGEMENT & DIRECTION SERVICES	0.806	0.160	-	-	0.966
403.05	GWG:HOR	MANAGEMENT & DIRECTION SERVICES	0.566	0.189	-	-	0.755

AU CODE	ADMINISTRATIVE UNIT	PROGRAMME	EXPENDITURE (Nu. in millions)				
			CURRENT	CAPITAL	LENDING	REPAY	TOTAL
403.10	GWG:TSE	MANAGEMENT & DIRECTION SERVICES	0.729	0.750	-	-	1.479
404.04	GWG:CHAR	MANAGEMENT & DIRECTION SERVICES	0.664	0.204	-	-	0.868
405.09	GWG:PAT	MANAGEMENT & DIRECTION SERVICES	0.455	1.676	-	-	2.131
405.13	GWG:TGR	MANAGEMENT & DIRECTION SERVICES	0.489	1.494	-	-	1.984
413.01	Ltse	MANAGEMENT & DIRECTION SERVICES	20.990	20.841	-	-	41.831
416.01	S/Jongkhar	MANAGEMENT & DIRECTION SERVICES	33.563	8.977	-	-	42.539
406.04	GWG:GESAR	MANAGEMENT & DIRECTION SERVICES	0.451	0.034	-	-	0.486
407.07	GWG:SHE	MANAGEMENT & DIRECTION SERVICES	0.636	2.112	-	-	2.749
410.10	GWG:UML	MANAGEMENT & DIRECTION SERVICES	0.517	-	-	-	0.517
413.04	GWG:KHO	MANAGEMENT & DIRECTION SERVICES	0.671	0.496	-	-	1.167
410.04	GWG:DG	MANAGEMENT & DIRECTION SERVICES	0.567	0.761	-	-	1.328
411.09	GWG:GSHIN	MANAGEMENT & DIRECTION SERVICES	0.525	0.995	-	-	1.520
414.05	GWG:D/TSE	MANAGEMENT & DIRECTION SERVICES	0.542	1.864	-	-	2.406
415.05	GWG:KHAR	MANAGEMENT & DIRECTION SERVICES	0.577	1.828	-	-	2.405
404.05	GWG:CHEN	MANAGEMENT & DIRECTION SERVICES	0.764	1.348	-	-	2.112
403.01	Paro	MANAGEMENT & DIRECTION SERVICES	31.597	13.558	-	-	45.155
402.06	GWG:USE	MANAGEMENT & DIRECTION SERVICES	0.536	0.080	-	-	0.616
401.08	GWG:DUG	MANAGEMENT & DIRECTION SERVICES	0.503	0.654	-	-	1.158
405.02	GWG:BEG	MANAGEMENT & DIRECTION SERVICES	0.508	0.111	-	-	0.619
405.04	GWG:BAG	MANAGEMENT & DIRECTION SERVICES	0.521	0.819	-	-	1.340
408.03	GWG:DAN	MANAGEMENT & DIRECTION SERVICES	0.525	-	-	-	0.525
410.08	GWG:HG	MANAGEMENT & DIRECTION SERVICES	0.574	-	-	-	0.574
408.04	GWG:DAGA	MANAGEMENT & DIRECTION SERVICES	0.523	-	-	-	0.523
410.02	GWG:SAMT	MANAGEMENT & DIRECTION SERVICES	0.434	-	-	-	0.434

AU CODE	ADMINISTRATIVE UNIT	PROGRAMME	EXPENDITURE (Nu. in millions)				
			CURRENT	CAPITAL	LENDING	REPAY	TOTAL
411.07	GWG:S/KHAR	MANAGEMENT & DIRECTION SERVICES	0.616	0.378	-	-	0.995
414.03	GWG:CHALI	MANAGEMENT & DIRECTION SERVICES	0.489	0.097	-	-	0.586
415.03	GWG:CHHIM	MANAGEMENT & DIRECTION SERVICES	0.637	0.023	-	-	0.660
404.11	GWG:TEN	MANAGEMENT & DIRECTION SERVICES	0.679	0.146	-	-	0.825
406.14	GWG:LKHA	MANAGEMENT & DIRECTION SERVICES	0.499	0.388	-	-	0.887
408.09	GWG:NAHI	MANAGEMENT & DIRECTION SERVICES	0.441	0.131	-	-	0.572
408.16	GWG:THEDT	MANAGEMENT & DIRECTION SERVICES	0.515	1.516	-	-	2.031
403.08	GWG:NAJ	MANAGEMENT & DIRECTION SERVICES	0.782	-	-	-	0.782
406.05	GWG:GOSH	MANAGEMENT & DIRECTION SERVICES	0.454	-	-	-	0.454
407.05	GWG:KAB	MANAGEMENT & DIRECTION SERVICES	0.529	0.926	-	-	1.456
407.06	GWG:LING	MANAGEMENT & DIRECTION SERVICES	0.559	0.050	-	-	0.609
410.06	GWG:TTHANG	MANAGEMENT & DIRECTION SERVICES	0.438	0.257	-	-	0.694
404.16	GWG:TAD	MANAGEMENT & DIRECTION SERVICES	0.769	0.141	-	-	0.911
406.02	GWG:DOR	MANAGEMENT & DIRECTION SERVICES	0.509	-	-	-	0.509
408.14	GWG:SEPHU	MANAGEMENT & DIRECTION SERVICES	0.500	1.828	-	-	2.328
408.15	GWG:ATHANG	MANAGEMENT & DIRECTION SERVICES	0.522	0.300	-	-	0.822
406.06	GWG:KANA	MANAGEMENT & DIRECTION SERVICES	0.538	0.470	-	-	1.008
408.08	GWG:KAZHI	MANAGEMENT & DIRECTION SERVICES	0.532	-	-	-	0.532
409.02	GWG:CHHOEK	MANAGEMENT & DIRECTION SERVICES	0.616	-	-	-	0.616
412.03	Korphu	MANAGEMENT & DIRECTION SERVICES	0.556	0.348	-	-	0.904
418.01	T/phu	MANAGEMENT & DIRECTION SERVICES	38.591	15.141	-	-	53.732
402.03	GWG:KSH	MANAGEMENT & DIRECTION SERVICES	0.604	0.130	-	-	0.734
404.07	GWG:DOR	MANAGEMENT & DIRECTION SERVICES	0.832	0.038	-	-	0.870
405.06	GWG:RAG	MANAGEMENT & DIRECTION SERVICES	0.465	0.246	-	-	0.711

AU CODE	ADMINISTRATIVE UNIT	PROGRAMME	EXPENDITURE (Nu. in millions)				
			CURRENT	CAPITAL	LENDING	REPAY	TOTAL
405.08	GWG:MEG	MANAGEMENT & DIRECTION SERVICES	0.513	0.102	-	-	0.615
407.02	GWG:CHHU	MANAGEMENT & DIRECTION SERVICES	0.583	1.858	-	-	2.441
407.09	GWG:TEO	MANAGEMENT & DIRECTION SERVICES	0.624	-	-	-	0.624
411.05	GWG:NGANG	MANAGEMENT & DIRECTION SERVICES	0.678	0.460	-	-	1.139
412.04	Langthel	MANAGEMENT & DIRECTION SERVICES	0.697	-	-	-	0.697
407.04	GWG:GUMA	MANAGEMENT & DIRECTION SERVICES	0.520	1.600	-	-	2.120
407.08	GWG:TALO	MANAGEMENT & DIRECTION SERVICES	0.575	2.691	-	-	3.266
408.13	GWG:RUEP	MANAGEMENT & DIRECTION SERVICES	0.537	0.882	-	-	1.419
408.12	GWG:PHOBI	MANAGEMENT & DIRECTION SERVICES	0.515	0.217	-	-	0.733
408.10	GWG:NYISHO	MANAGEMENT & DIRECTION SERVICES	0.551	0.093	-	-	0.644
409.04	GWG:TANG	MANAGEMENT & DIRECTION SERVICES	0.664	0.927	-	-	1.591
405.12	GWG:TSG	MANAGEMENT & DIRECTION SERVICES	0.497	0.533	-	-	1.030
406.07	GWG:KHEBI	MANAGEMENT & DIRECTION SERVICES	0.571	0.216	-	-	0.788
408.02	GWG:BJE	MANAGEMENT & DIRECTION SERVICES	0.560	1.083	-	-	1.643
410.09	GWG:JIG	MANAGEMENT & DIRECTION SERVICES	0.666	-	-	-	0.666
413.05	GWG:KUR-GA	MANAGEMENT & DIRECTION SERVICES	0.555	-	-	-	0.555
414.10	GWG:MONGGA	MANAGEMENT & DIRECTION SERVICES	0.623	1.053	-	-	1.676
417.06	GWG:K/LING	MANAGEMENT & DIRECTION SERVICES	0.644	1.100	-	-	1.744
418.03	GWG:CHANG	MANAGEMENT & DIRECTION SERVICES	0.564	2.287	-	-	2.851
418.04	GWG:DAGALA	MANAGEMENT & DIRECTION SERVICES	0.457	0.185	-	-	0.643
412.05	Nubi	MANAGEMENT & DIRECTION SERVICES	0.811	0.150	-	-	0.961
413.09	GWG:TGA	MANAGEMENT & DIRECTION SERVICES	0.514	0.230	-	-	0.744
411.01	Zigang	MANAGEMENT & DIRECTION SERVICES	23.943	11.352	-	-	35.294
412.01	T'gsa	MANAGEMENT & DIRECTION SERVICES	21.683	4.377	-	-	26.060

AU CODE	ADMINISTRATIVE UNIT	PROGRAMME	EXPENDITURE (Nu. in millions)				
			CURRENT	CAPITAL	LENDING	REPAY	TOTAL
401.03	GWG:BOG	MANAGEMENT & DIRECTION SERVICES	0.670	-	-	-	0.670
402.02	GWG:BJE	MANAGEMENT & DIRECTION SERVICES	0.578	0.087	-	-	0.665
404.10	GWG:LHA	MANAGEMENT & DIRECTION SERVICES	0.589	0.118	-	-	0.708
406.11	GWG:TKHA	MANAGEMENT & DIRECTION SERVICES	0.452	-	-	-	0.452
407.11	GWG:BAAP	MANAGEMENT & DIRECTION SERVICES	0.575	1.772	-	-	2.347
419.02	GWG:KNAME	MANAGEMENT & DIRECTION SERVICES	0.573	1.029	-	-	1.602
416.07	GWG:LAURI	MANAGEMENT & DIRECTION SERVICES	0.620	-	-	-	0.620
417.11	GWG:RADHI	MANAGEMENT & DIRECTION SERVICES	0.666	0.125	-	-	0.791
406.13	GWG:DEO	MANAGEMENT & DIRECTION SERVICES	0.526	-	-	-	0.526
408.05	GWG:GANG	MANAGEMENT & DIRECTION SERVICES	0.504	0.392	-	-	0.896
410.05	GWG:DOE	MANAGEMENT & DIRECTION SERVICES	0.591	0.034	-	-	0.625
411.08	GWG:TRONG	MANAGEMENT & DIRECTION SERVICES	0.569	0.143	-	-	0.712
411.02	GWG:BARDO	MANAGEMENT & DIRECTION SERVICES	0.633	0.296	-	-	0.929
414.08	GWG:JUR	MANAGEMENT & DIRECTION SERVICES	0.539	1.039	-	-	1.579
414.15	GWG:T/RONG	MANAGEMENT & DIRECTION SERVICES	0.582	0.577	-	-	1.159
414.17	GWG:T/MANG	MANAGEMENT & DIRECTION SERVICES	0.483	-	-	-	0.483
417.13	GWG:S/KHAR	MANAGEMENT & DIRECTION SERVICES	0.677	2.900	-	-	3.577
419.04	GWG:LAYA	MANAGEMENT & DIRECTION SERVICES	0.524	0.223	-	-	0.748
411.03	GWG:BJOKA	MANAGEMENT & DIRECTION SERVICES	0.495	1.074	-	-	1.569
414.07	GWG:GONG	MANAGEMENT & DIRECTION SERVICES	0.536	0.454	-	-	0.990
415.08	GWG:ZOB	MANAGEMENT & DIRECTION SERVICES	0.533	0.008	-	-	0.541
420.04	GWG:K/DANG	MANAGEMENT & DIRECTION SERVICES	0.717	-	-	-	0.717
413.02	GWG:GANG	MANAGEMENT & DIRECTION SERVICES	0.573	-	-	-	0.573
413.03	GWG:JAREY	MANAGEMENT & DIRECTION SERVICES	0.572	1.900	-	-	2.472

AU CODE	ADMINISTRATIVE UNIT	PROGRAMME	EXPENDITURE (Nu. in millions)				
			CURRENT	CAPITAL	LENDING	REPAY	TOTAL
416.02	GWG:PTHANG	MANAGEMENT & DIRECTION SERVICES	0.589	-	-	-	0.589
417.03	GWG:PIDUNG	MANAGEMENT & DIRECTION SERVICES	0.627	0.080	-	-	0.707
417.04	GWG:KLUNG	MANAGEMENT & DIRECTION SERVICES	0.617	-	-	-	0.617
410.13	GWG:SERZ	MANAGEMENT & DIRECTION SERVICES	0.581	0.400	-	-	0.981
414.12	GWG:SALENG	MANAGEMENT & DIRECTION SERVICES	0.584	0.256	-	-	0.840
414.13	GWG:SHER	MANAGEMENT & DIRECTION SERVICES	0.552	0.059	-	-	0.611
415.10	NORB GEWOG	MANAGEMENT & DIRECTION SERVICES	0.646	-	-	-	0.646
418.05	GWG:GAYNEY	MANAGEMENT & DIRECTION SERVICES	0.492	0.210	-	-	0.701
420.09	GWG:YANGT	MANAGEMENT & DIRECTION SERVICES	0.512	-	-	-	0.512
415.09	GWG:DLING	MANAGEMENT & DIRECTION SERVICES	0.640	0.805	-	-	1.445
416.03	GWG:PTHANG	MANAGEMENT & DIRECTION SERVICES	0.487	-	-	-	0.487
417.15	GWG:TSHING	MANAGEMENT & DIRECTION SERVICES	0.589	0.548	-	-	1.137
418.08	GWG:MEWANG	MANAGEMENT & DIRECTION SERVICES	0.734	0.555	-	-	1.289
418.06	GWG:KAWANG	MANAGEMENT & DIRECTION SERVICES	0.590	1.615	-	-	2.205
420.06	GWG:TOETS	MANAGEMENT & DIRECTION SERVICES	0.553	0.170	-	-	0.723
413.07	GWG:MINBI	MANAGEMENT & DIRECTION SERVICES	0.562	-	-	-	0.562
415.07	GWG:YUR	MANAGEMENT & DIRECTION SERVICES	0.503	0.058	-	-	0.561
416.04	GWG:GOMDAR	MANAGEMENT & DIRECTION SERVICES	0.428	-	-	-	0.428
417.09	GWG:YNEER	MANAGEMENT & DIRECTION SERVICES	0.517	0.737	-	-	1.254
418.02	GWG:SOE	MANAGEMENT & DIRECTION SERVICES	0.508	1.321	-	-	1.829
408.07	GWG:GASEW	MANAGEMENT & DIRECTION SERVICES	0.483	0.330	-	-	0.813
409.05	GWG:URA	MANAGEMENT & DIRECTION SERVICES	0.590	0.721	-	-	1.312
410.03	GWG:CHUZ	MANAGEMENT & DIRECTION SERVICES	0.530	0.776	-	-	1.306
413.06	GWG:MINJAY	MANAGEMENT & DIRECTION SERVICES	0.516	0.096	-	-	0.612

AU CODE	ADMINISTRATIVE UNIT	PROGRAMME	EXPENDITURE (Nu. in millions)				
			CURRENT	CAPITAL	LENDING	REPAY	TOTAL
416.06	GWG:L/PHU	MANAGEMENT & DIRECTION SERVICES	0.522	-	-	-	0.522
416.09	GWG:DEO	MANAGEMENT & DIRECTION SERVICES	0.525	1.615	-	-	2.140
417.07	GWG:LUMANG	MANAGEMENT & DIRECTION SERVICES	0.642	0.335	-	-	0.977
414.02	GWG:BALAM	MANAGEMENT & DIRECTION SERVICES	0.510	0.825	-	-	1.335
416.08	GWG:MART	MANAGEMENT & DIRECTION SERVICES	0.562	-	-	-	0.562
416.10	GWG:ORONG	MANAGEMENT & DIRECTION SERVICES	0.523	-	-	-	0.523
417.12	GWG:SAKTEN	MANAGEMENT & DIRECTION SERVICES	0.578	1.261	-	-	1.839
419.05	GWG:LUNANA	MANAGEMENT & DIRECTION SERVICES	0.442	1.649	-	-	2.091
417.10	GWG:PIMEY	MANAGEMENT & DIRECTION SERVICES	0.659	0.100	-	-	0.759
420.03	GWG:JKHAR	MANAGEMENT & DIRECTION SERVICES	0.573	-	-	-	0.573
407.12	GWG: TOEP	MANAGEMENT & DIRECTION SERVICES	0.528	0.098	-	-	0.626
410.11	GWG:SINGHI	MANAGEMENT & DIRECTION SERVICES	0.454	0.083	-	-	0.537
414.11	GWG:NGAT	MANAGEMENT & DIRECTION SERVICES	0.547	0.164	-	-	0.711
415.11	GWG:NANONG	MANAGEMENT & DIRECTION SERVICES	0.609	0.953	-	-	1.562
415.12	GWG:C/LING	MANAGEMENT & DIRECTION SERVICES	0.578	-	-	-	0.578
417.05	GWG:K/PARA	MANAGEMENT & DIRECTION SERVICES	0.597	2.195	-	-	2.792
418.07	GWG:L/SHI	MANAGEMENT & DIRECTION SERVICES	0.447	1.150	-	-	1.598
420.07	GWG:TSHANG	MANAGEMENT & DIRECTION SERVICES	0.627	1.090	-	-	1.717
412.02	Drateng	MANAGEMENT & DIRECTION SERVICES	0.619	2.800	-	-	3.419
412.06	Tangbi	MANAGEMENT & DIRECTION SERVICES	0.546	1.345	-	-	1.890
413.08	GWG:METSHO	MANAGEMENT & DIRECTION SERVICES	0.639	0.164	-	-	0.803
411.06	GWG:PHANG	MANAGEMENT & DIRECTION SERVICES	0.602	1.000	-	-	1.602
414.04	GWG:CHAS	MANAGEMENT & DIRECTION SERVICES	0.508	0.165	-	-	0.673
415.02	GWG:CHONG	MANAGEMENT & DIRECTION SERVICES	0.476	0.309	-	-	0.785

AU CODE	ADMINISTRATIVE UNIT	PROGRAMME	EXPENDITURE (Nu. in millions)				
			CURRENT	CAPITAL	LENDING	REPAY	TOTAL
415.04	GWG:DUNG	MANAGEMENT & DIRECTION SERVICES	0.528	1.310	-	-	1.838
417.14	GWG:S/PHU	MANAGEMENT & DIRECTION SERVICES	0.634	-	-	-	0.634
404.09	GWG:GHU	MANAGEMENT & DIRECTION SERVICES	0.696	0.143	-	-	0.839
406.15	GWG:NICHU	MANAGEMENT & DIRECTION SERVICES	0.501	-	-	-	0.501
407.03	GWG:GOEN	MANAGEMENT & DIRECTION SERVICES	0.494	1.417	-	-	1.911
407.10	GWG:ZOMI	MANAGEMENT & DIRECTION SERVICES	0.545	0.952	-	-	1.497
401.11	MKG	MANAGEMENT & DIRECTION SERVICES	0.481	-	-	-	0.481
420.08	GWG:YLLANG	MANAGEMENT & DIRECTION SERVICES	0.597	3.000	-	-	3.597
414.14	GWG:SILAM	MANAGEMENT & DIRECTION SERVICES	0.507	1.062	-	-	1.569
414.18	GWG:NRANG	MANAGEMENT & DIRECTION SERVICES	0.531	-	-	-	0.531
416.11	GWG:SG	MANAGEMENT & DIRECTION SERVICES	0.177	-	-	-	0.177
417.02	GWG:BAR	MANAGEMENT & DIRECTION SERVICES	0.654	0.100	-	-	0.754
417.16	GWG:UZU	MANAGEMENT & DIRECTION SERVICES	0.615	0.270	-	-	0.885
419.03	GWG:KHATOE	MANAGEMENT & DIRECTION SERVICES	0.555	0.438	-	-	0.993
401.12	PLG	MANAGEMENT & DIRECTION SERVICES	0.774	1.464	-	-	2.238
410.12	GWG:SAR	MANAGEMENT & DIRECTION SERVICES	0.508	0.200	-	-	0.708
411.04	GWG:NANG	MANAGEMENT & DIRECTION SERVICES	0.616	-	-	-	0.616
414.06	GWG:D/PONG	MANAGEMENT & DIRECTION SERVICES	0.518	-	-	-	0.518
416.12	GWG:SERTHI	MANAGEMENT & DIRECTION SERVICES	0.637	2.019	-	-	2.656
416.05	GWG:W/PHU	MANAGEMENT & DIRECTION SERVICES	0.555	-	-	-	0.555
417.08	GWG:MERAK	MANAGEMENT & DIRECTION SERVICES	0.497	0.450	-	-	0.947
420.05	GWG:RAMJAR	MANAGEMENT & DIRECTION SERVICES	0.518	-	-	-	0.518
401.10	GWG:LG	MANAGEMENT & DIRECTION SERVICES	0.667	-	-	-	0.667
404.12	GWG:NAINI	MANAGEMENT & DIRECTION SERVICES	0.539	0.150	-	-	0.689

AU CODE	ADMINISTRATIVE UNIT	PROGRAMME	EXPENDITURE (Nu. in millions)				
			CURRENT	CAPITAL	LENDING	REPAY	TOTAL
405.03	GWG:DUG	MANAGEMENT & DIRECTION SERVICES	0.447	0.566	-	-	1.012
405.10	GWG:PGC	MANAGEMENT & DIRECTION SERVICES	0.509	0.641	-	-	1.150
408.11	GWG:PHANG	MANAGEMENT & DIRECTION SERVICES	0.577	-	-	-	0.577
409.03	GWG:CHHUME	MANAGEMENT & DIRECTION SERVICES	0.748	-	-	-	0.748
410.07	GWG:GELE	MANAGEMENT & DIRECTION SERVICES	0.546	0.800	-	-	1.346
414.09	GWG:K/KHAR	MANAGEMENT & DIRECTION SERVICES	0.571	0.796	-	-	1.367
415.06	GWG:SHUMER	MANAGEMENT & DIRECTION SERVICES	0.611	2.734	-	-	3.346
414.16	GWG:T/LING	MANAGEMENT & DIRECTION SERVICES	0.504	0.892	-	-	1.395
418.09	GWG:NARO	MANAGEMENT & DIRECTION SERVICES	0.460	0.013	-	-	0.473
420.02	GWG:B/LING	MANAGEMENT & DIRECTION SERVICES	0.595	0.250	-	-	0.845
		Total for Administration & Direction Services	704.386	409.808	-	-	1,114.194
408.01	W/du	CIVIL REGISTRATION & CENSUS SERVICES	0.839	-	-	-	0.839
411.01	Z/gang	CIVIL REGISTRATION & CENSUS SERVICES	0.741	0.117	-	-	0.857
409.01	B/thang	CIVIL REGISTRATION & CENSUS SERVICES	0.975	-	-	-	0.975
406.01	Dagana	CIVIL REGISTRATION & CENSUS SERVICES	1.019	-	-	-	1.019
402.01	Haa	CIVIL REGISTRATION & CENSUS SERVICES	0.958	-	-	-	0.958
401.01	C/kha	CIVIL REGISTRATION & CENSUS SERVICES	1.170	0.126	-	-	1.297
414.01	M/gar	CIVIL REGISTRATION & CENSUS SERVICES	1.148	-	-	-	1.148
410.01	S/pang	CIVIL REGISTRATION & CENSUS SERVICES	1.020	-	-	-	1.020
420.01	T/Yangtse	CIVIL REGISTRATION & CENSUS SERVICES	0.669	0.088	-	-	0.757
404.01	S/tse	CIVIL REGISTRATION & CENSUS SERVICES	1.330	-	-	-	1.330
405.01	T/rang	CIVIL REGISTRATION & CENSUS SERVICES	0.971	-	-	-	0.971
417.01	T/gang	CIVIL REGISTRATION & CENSUS SERVICES	0.914	0.170	-	-	1.084
418.01	T/phu	CIVIL REGISTRATION & CENSUS SERVICES	0.683	-	-	-	0.683

AU CODE	ADMINISTRATIVE UNIT	PROGRAMME	EXPENDITURE (Nu. in millions)				
			CURRENT	CAPITAL	LENDING	REPAY	TOTAL
415.01	P/Gatshel	CIVIL REGISTRATION & CENSUS SERVICES	1.080	0.149	-	-	1.229
407.01	P/kha	CIVIL REGISTRATION & CENSUS SERVICES	1.200	-	-	-	1.200
413.01	L/tse	CIVIL REGISTRATION & CENSUS SERVICES	1.049	-	-	-	1.049
416.01	S/Jongkhar	CIVIL REGISTRATION & CENSUS SERVICES	0.810	-	-	-	0.810
403.01	Paro	CIVIL REGISTRATION & CENSUS SERVICES	1.019	-	-	-	1.019
201.01	MHCA	CIVIL REGISTRATION & CENSUS SERVICES	15.855	3.413	-	-	19.268
412.01	T/gsa	CIVIL REGISTRATION & CENSUS SERVICES	0.882	0.160	-	-	1.042
			34.332	4.223	-	-	38.555
201.01	MHCA	IMMIGRATION SERVICE	55.680	7.911	-	-	63.591
202.01	MOF	REVENUE & CUSTOM SERVICES	183.113	24.174	-	-	207.287
202.01	MOF	NATIONAL BUDGET SERVICES	11.020	8.404	-	-	19.424
203.01	MFA	FOREIGN POLICY DIRECTION SERVICES	142.177	7.162	-	-	149.339
203.01	MFA	FOREIGN RELATIONS SERVICES	251.109	15.738	-	-	266.846
204.01	MOAF	AGRICULTURE AND FOOD REGULATORY SERVICES	62.700	31.875	-	-	94.576
202.01	MOF	NATIONAL PROPERTY SERVICES	58.086	47.003	-	-	105.089
109.01	EOB	NATIONAL ELECTION SERVICES	86.516	9.918	-	-	96.434
107.01	RCSC	RCSC SECRETARIAT SERVICES	32.845	98.796	-	-	131.641
118.01	NEC	NATIONAL ENVIRONMENTAL SERVICES	19.720	35.220	-	-	54.940
127.01	NCWC	WOMEN & CHILDREN COMMISSION SERVICES	15.185	1.910	-	-	17.096
206.01	MoW&HS	WORKS & HUMAN SETTLEMENT POLICY DIRECTION SERVICES	27.398	9.299	-	-	36.697
201.01	MHCA	HOME & CULTURAL POLICY DIRECTION SERVICES	47.226	14.798	-	-	62.024
202.01	MOF	FINANCIAL POLICY DIRECTION SERVICES	347.845	254.318	-	-	602.163
104.01	NCB	NATIONAL COUNCIL SERVICES	49.899	3.034	-	-	52.933
101.01	HMS	HIS MAJESTY'S SECRETARIAT SERVICES	50.923	7.409	-	-	58.332

AU CODE	ADMINISTRATIVE UNIT	PROGRAMME	EXPENDITURE (Nu. in millions)				
			CURRENT	CAPITAL	LENDING	REPAY	TOTAL
102.01	HMS	HIS MAJESTY'S SECRETARIAT SERVICES	17.667	0.211	-	-	17.878
209.01	MOE	YOUTH SERVICES	28.489	21.303	-	-	49.792
103.01	NAB	NATIONAL ASSEMBLY SERVICES	75.832	7.822	-	-	83.654
111.01	CS	CABINET SECRETARIAT SERVICES	33.217	12.370	-	-	45.587
113.01	BOC	OLYMPIC SERVICES	29.822	20.316	-	-	50.138
117.01	GNHC	SDS PROJECT MANAGEMENT SERVICES	1.627	7.623	-	-	9.249
117.01	GNHC	NATIONAL PLANNING SERVICES	30.627	229.932	-	-	260.559
116.01	CBS	BHUTAN STUDIES SERVICES	24.015	0.630	-	-	24.645
210.01	MLHR	LABOUR & HUMAN RESOURCE POLICY DIRECTION SERVICES	18.017	4.160	-	-	22.177
121.01	NSB	NATIONAL STATISTICAL SERVICES	20.081	3.732	-	-	23.814
201.01	MHCA	LOCAL GOVERNANCE SERVICES	4.671	3.348	-	-	8.019
201.01	MHCA	DISASTER MANAGEMENT SERVICES	9.316	30.393	-	-	39.709
			1,734.822	918.808	-	-	2,653.631
115.01	NLC	NATIONAL LAND SERVICES	20.372	18.645	-	-	39.016
115.01	NLC	SURVEY & LAND RECORD SERVICES	217.265	93.343	-	-	310.608
406.01	Dagana	SURVEY & LAND RECORD SERVICES	0.976	-	-	-	0.976
402.01	Haa	SURVEY & LAND RECORD SERVICES	1.228	0.050	-	-	1.278
414.01	M/gar	SURVEY & LAND RECORD SERVICES	1.369	-	-	-	1.369
410.01	S/pang	SURVEY & LAND RECORD SERVICES	1.501	0.086	-	-	1.587
419.01	Gasa	SURVEY & LAND RECORD SERVICES	0.758	-	-	-	0.758
420.01	T/Yangtse	SURVEY & LAND RECORD SERVICES	1.228	0.080	-	-	1.308
404.01	S/tse	SURVEY & LAND RECORD SERVICES	2.909	0.332	-	-	3.241
417.01	T/gang	SURVEY & LAND RECORD SERVICES	1.279	0.069	-	-	1.348
405.01	T/rang	SURVEY & LAND RECORD SERVICES	1.546	0.026	-	-	1.573

AU CODE	ADMINISTRATIVE UNIT	PROGRAMME	EXPENDITURE (Nu. in millions)				
			CURRENT	CAPITAL	LENDING	REPAY	TOTAL
415.01	P/Gatshel	SURVEY & LAND RECORD SERVICES	1.084	0.134	-	-	1,218
407.01	P/kha	SURVEY & LAND RECORD SERVICES	2.013	-	-	-	2,013
408.01	W/du	SURVEY & LAND RECORD SERVICES	1.459	0.031	-	-	1,489
411.01	Z/gang	SURVEY & LAND RECORD SERVICES	1.079	-	-	-	1,079
409.01	B/thang	SURVEY & LAND RECORD SERVICES	1.521	-	-	-	1,521
413.01	L/tse	SURVEY & LAND RECORD SERVICES	0.959	0.924	-	-	1,883
416.01	S/Jongkhar	SURVEY & LAND RECORD SERVICES	1.682	-	-	-	1,682
403.01	Paro	SURVEY & LAND RECORD SERVICES	1.356	-	-	-	1,356
418.01	T/phu	SURVEY & LAND RECORD SERVICES	1.586	1.671	-	-	3,257
412.01	T/gsa	SURVEY & LAND RECORD SERVICES	1.266	-	-	-	1,266
			264.435	115.390	-	-	379.825
		Total General Public Services	2,737.975	1,448.230	-	-	4,186.205
		Public Debt Services					
202.01	MOF	PUBLIC ACCOUNTS SERVICES	2,396.626	597.428	986.680	2,816.040	6,796.775
		Total Public Debt Services	,396.626	597.428	986.680	2,816.040	6,796.775
Social Services							
209.01	MOE	EDUCATION POLICY DIRECTION SERVICES	103.705	57.066	-	-	160.771
128.01	REC	ROYAL EDUCATION COUNCIL SERVICES	20.165	65.156	-	-	85.322
404.01	S/tse	BASIC EDUCATION SERVICES	197.989	55.617	-	-	253.606
417.01	T/gang	BASIC EDUCATION SERVICES	263.933	147.220	-	-	411,153
404.06	GWG:DEN	BASIC EDUCATION SERVICES	-	0.883	-	-	0.883
410.01	S/pang	BASIC EDUCATION SERVICES	156.467	45.021	-	-	201,488

AU CODE	ADMINISTRATIVE UNIT	PROGRAMME	EXPENDITURE (Nu. in millions)				
			CURRENT	CAPITAL	LENDING	REPAY	TOTAL
209.01	MOE	BASIC EDUCATION SERVICES	55.136	211.355	-	-	266.491
419.01	Gasa	BASIC EDUCATION SERVICES	23.736	6.502	-	-	30.238
401.01	C/kha	BASIC EDUCATION SERVICES	278.900	72.018	-	-	350.918
406.01	Dagana	BASIC EDUCATION SERVICES	106.389	75.677	-	-	182.067
402.01	Haa	BASIC EDUCATION SERVICES	66.479	13.679	-	-	80.159
414.01	M/gar	BASIC EDUCATION SERVICES	196.645	98.420	-	-	295.066
420.01	T/Yangtse	BASIC EDUCATION SERVICES	118.394	76.768	-	-	195.162
404.08	GWG:DUM	BASIC EDUCATION SERVICES	-	0.415	-	-	0.415
418.01	T/phu	BASIC EDUCATION SERVICES	53.320	22.759	-	-	76.079
405.01	T/rang	BASIC EDUCATION SERVICES	88.961	30.602	-	-	119.563
415.01	P/Gatshel	BASIC EDUCATION SERVICES	144.363	53.370	-	-	197.733
407.01	P/kha	BASIC EDUCATION SERVICES	148.093	42.182	-	-	190.275
408.01	W/du	BASIC EDUCATION SERVICES	149.232	35.809	-	-	185.041
411.01	Z/gang	BASIC EDUCATION SERVICES	119.201	46.336	-	-	165.537
409.01	B/thang	BASIC EDUCATION SERVICES	86.793	34.522	-	-	121.316
404.03	GWG:BIRU	BASIC EDUCATION SERVICES	-	0.451	-	-	0.451
403.01	Paro	BASIC EDUCATION SERVICES	173.967	25.160	-	-	199.127
124.01	THROM	BASIC EDUCATION SERVICES	316.193	58.531	-	-	374.725
413.01	L/tse	BASIC EDUCATION SERVICES	91.712	47.204	-	-	138.916
416.01	S/Jongkhar	BASIC EDUCATION SERVICES	143.066	64.249	-	-	207.315
404.05	GWG:CHEN	BASIC EDUCATION SERVICES	-	0.300	-	-	0.300
404.11	GWG:TEN	BASIC EDUCATION SERVICES	0.122	0.138	-	-	0.260
404.16	GWG:TAD	BASIC EDUCATION SERVICES	-	0.050	-	-	0.050
404.07	GWG:DOR	BASIC EDUCATION SERVICES	-	0.967	-	-	0.967

AU CODE	ADMINISTRATIVE UNIT	PROGRAMME	EXPENDITURE (Nu. in millions)				
			CURRENT	CAPITAL	LENDING	REPAY	TOTAL
408.13	GWG:RUJEP	BASIC EDUCATION SERVICES	-	0.050	-	-	0.050
412.01	T/gsa	BASIC EDUCATION SERVICES	92.405	57.761	-	-	150.166
419.04	GWG:LAYA	BASIC EDUCATION SERVICES	-	0.800	-	-	0.800
414.07	GWG:GONG	BASIC EDUCATION SERVICES	-	0.050	-	-	0.050
413.06	GWG:MINJAY	BASIC EDUCATION SERVICES	-	1.594	-	-	1.594
410.12	GWG:SAR	BASIC EDUCATION SERVICES	-	0.414	-	-	0.414
414.06	GWG:D/PONG	BASIC EDUCATION SERVICES	-	0.160	-	-	0.160
416.05	GWG:W/PHU	BASIC EDUCATION SERVICES	-	0.730	-	-	0.730
419.02	GWG:KHAME	BASIC EDUCATION SERVICES	-	0.480	-	-	0.480
114.01	DDC	DZONGKHA DEVELOPMENT SERVICES	17.129	6.518	-	-	23.647
120.01	RUB	TERTIARY EDUCATION SERVICES	374.797	533.283	-	-	908.080
209.01	MOE	CONTINUING & NON-FORMAL EDUCATION SERVICES	11.827	240.201	-	-	252.028
418.02	GWG:SOE	CONTINUING & NON-FORMAL EDUCATION SERVICES	-	0.012	-	-	0.012
119.01	RIM	MANAGEMENT TRAINING SERVICES	39.534	34.527	-	-	74.062
120.01	RUB	UNIVERSITY SECRETARIAT SERVICES	18.245	42.774	-	-	61.019
			3,656.901	2,307.783	-	-	5,964.683
125.01	DRA	DRUG REGULATORY SERVICES	7.009	0.811	-	-	7.820
402.04	GWG:SBY	PUBLIC HEALTH (COMMUNICABLE & NON-COMMUNICABLE DISEASES) SERVICES	-	0.134	-	-	0.134
403.04	GWG:DOT	PUBLIC HEALTH (COMMUNICABLE & NON-COMMUNICABLE DISEASES) SERVICES	-	0.985	-	-	0.985
404.14	GWG:SAM	PUBLIC HEALTH (COMMUNICABLE & NON-COMMUNICABLE DISEASES) SERVICES	-	1.107	-	-	1.107
406.03	GWG:DRU	PUBLIC HEALTH (COMMUNICABLE & NON-COMMUNICABLE DISEASES) SERVICES	-	4.387	-	-	4.387
402.05	GWG:SAM	PUBLIC HEALTH (COMMUNICABLE & NON-COMMUNICABLE DISEASES) SERVICES	-	0.427	-	-	0.427

AU CODE	ADMINISTRATIVE UNIT	PROGRAMME	EXPENDITURE (Nu. in millions)				TOTAL
			CURRENT	CAPITAL	LENDING	REPAY	
404.06	GWG:DEN	PUBLIC HEALTH (COMMUNICABLE & NON-COMMUNICABLE DISEASES) SERVICES	-	1,918	-	-	1,918
405.07	GWG:KIG	PUBLIC HEALTH (COMMUNICABLE & NON-COMMUNICABLE DISEASES) SERVICES	-	0,357	-	-	0,357
401.07	GWG:LKG	PUBLIC HEALTH (COMMUNICABLE & NON-COMMUNICABLE DISEASES) SERVICES	-	2,784	-	-	2,784
403.07	GWG:LUN	PUBLIC HEALTH (COMMUNICABLE & NON-COMMUNICABLE DISEASES) SERVICES	-	0,469	-	-	0,469
420.01	T/Yangtse	PUBLIC HEALTH (COMMUNICABLE & NON-COMMUNICABLE DISEASES) SERVICES	-	0,143	-	-	0,143
402.07	GAKEYLING	PUBLIC HEALTH (COMMUNICABLE & NON-COMMUNICABLE DISEASES) SERVICES	-	0,222	-	-	0,222
404.08	GWG:DUM	PUBLIC HEALTH (COMMUNICABLE & NON-COMMUNICABLE DISEASES) SERVICES	-	1,291	-	-	1,291
405.05	GWG:GOG	PUBLIC HEALTH (COMMUNICABLE & NON-COMMUNICABLE DISEASES) SERVICES	-	0,173	-	-	0,173
406.10	GWG:T/GANG	PUBLIC HEALTH (COMMUNICABLE & NON-COMMUNICABLE DISEASES) SERVICES	-	0,752	-	-	0,752
415.01	P/Gatshel	HEALTH MANAGEMENT SERVICES	1,042	0,118	-	-	1,160
403.02	GWG:DOB	PUBLIC HEALTH (COMMUNICABLE & NON-COMMUNICABLE DISEASES) SERVICES	-	0,347	-	-	0,347
404.03	GWG:BIRU	PUBLIC HEALTH (COMMUNICABLE & NON-COMMUNICABLE DISEASES) SERVICES	-	1,929	-	-	1,929
403.11	GWG:WAN	PUBLIC HEALTH (COMMUNICABLE & NON-COMMUNICABLE DISEASES) SERVICES	-	0,150	-	-	0,150
403.03	GWG:DOG	PUBLIC HEALTH (COMMUNICABLE & NON-COMMUNICABLE DISEASES) SERVICES	-	0,994	-	-	0,994
404.02	GWG:BARA	PUBLIC HEALTH (COMMUNICABLE & NON-COMMUNICABLE DISEASES) SERVICES	-	2,089	-	-	2,089
401.06	GWG:GTG	PUBLIC HEALTH (COMMUNICABLE & NON-COMMUNICABLE DISEASES) SERVICES	-	0,187	-	-	0,187
403.06	GWG:LAN	PUBLIC HEALTH (COMMUNICABLE & NON-COMMUNICABLE DISEASES) SERVICES	-	0,611	-	-	0,611
403.09	GWG:SHA	PUBLIC HEALTH (COMMUNICABLE & NON-COMMUNICABLE DISEASES) SERVICES	-	1,441	-	-	1,441

AU CODE	ADMINISTRATIVE UNIT	PROGRAMME	EXPENDITURE (Nu. in millions)				
			CURRENT	CAPITAL	LENDING	REPAY	TOTAL
404.13	GWG:PUG	PUBLIC HEALTH (COMMUNICABLE & NON-COMMUNICABLE DISEASES) SERVICES	-	0.815	-	-	0.815
403.10	GWG:TSE	PUBLIC HEALTH (COMMUNICABLE & NON-COMMUNICABLE DISEASES) SERVICES	-	0.288	-	-	0.288
405.09	GWG:PAT	PUBLIC HEALTH (COMMUNICABLE & NON-COMMUNICABLE DISEASES) SERVICES	-	0.037	-	-	0.037
404.04	GWG:CHAR	PUBLIC HEALTH (COMMUNICABLE & NON-COMMUNICABLE DISEASES) SERVICES	-	0.892	-	-	0.892
416.01	S/Jongkhar	PUBLIC HEALTH (COMMUNICABLE & NON-COMMUNICABLE DISEASES) SERVICES	2.465	-	-	-	2.465
406.04	GWG:GESAR	PUBLIC HEALTH (COMMUNICABLE & NON-COMMUNICABLE DISEASES) SERVICES	-	0.446	-	-	0.446
407.07	GWG:SHE	PUBLIC HEALTH (COMMUNICABLE & NON-COMMUNICABLE DISEASES) SERVICES	-	0.030	-	-	0.030
410.10	GWG:UML	PUBLIC HEALTH (COMMUNICABLE & NON-COMMUNICABLE DISEASES) SERVICES	-	1.052	-	-	1.052
408.06	GWG:GASEG	PUBLIC HEALTH (COMMUNICABLE & NON-COMMUNICABLE DISEASES) SERVICES	-	1.063	-	-	1.063
410.04	GWG:DG	PUBLIC HEALTH (COMMUNICABLE & NON-COMMUNICABLE DISEASES) SERVICES	-	1.079	-	-	1.079
411.09	GWG:G/SHIN	PUBLIC HEALTH (COMMUNICABLE & NON-COMMUNICABLE DISEASES) SERVICES	-	0.718	-	-	0.718
414.05	GWG:D/TSE	PUBLIC HEALTH (COMMUNICABLE & NON-COMMUNICABLE DISEASES) SERVICES	-	0.051	-	-	0.051
415.05	GWG:KHAR	PUBLIC HEALTH (COMMUNICABLE & NON-COMMUNICABLE DISEASES) SERVICES	-	0.458	-	-	0.458
402.06	GWG:USE	PUBLIC HEALTH (COMMUNICABLE & NON-COMMUNICABLE DISEASES) SERVICES	-	0.554	-	-	0.554
405.02	GWG:BEG	PUBLIC HEALTH (COMMUNICABLE & NON-COMMUNICABLE DISEASES) SERVICES	-	0.575	-	-	0.575
405.04	GWG:BAG	PUBLIC HEALTH (COMMUNICABLE & NON-COMMUNICABLE DISEASES) SERVICES	-	0.292	-	-	0.292
408.03	GWG:DAN	PUBLIC HEALTH (COMMUNICABLE & NON-COMMUNICABLE DISEASES) SERVICES	-	0.334	-	-	0.334
410.08	GWG:HG	PUBLIC HEALTH (COMMUNICABLE & NON-COMMUNICABLE DISEASES) SERVICES	-	1.038	-	-	1.038

AU CODE	ADMINISTRATIVE UNIT	PROGRAMME	EXPENDITURE (Nu. in millions)				
			CURRENT	CAPITAL	LENDING	REPAY	TOTAL
408.04	GWG:DAGA	PUBLIC HEALTH (COMMUNICABLE & NON-COMMUNICABLE DISEASES) SERVICES	-	0.657	-	-	0.657
410.02	GWG:SAMT	PUBLIC HEALTH (COMMUNICABLE & NON-COMMUNICABLE DISEASES) SERVICES	-	1.904	-	-	1.904
411.07	GWG:S/KHAR	PUBLIC HEALTH (COMMUNICABLE & NON-COMMUNICABLE DISEASES) SERVICES	-	0.339	-	-	0.339
414.03	GWG:CHALI	PUBLIC HEALTH (COMMUNICABLE & NON-COMMUNICABLE DISEASES) SERVICES	-	1.651	-	-	1.651
415.03	GWG:CHHIM	PUBLIC HEALTH (COMMUNICABLE & NON-COMMUNICABLE DISEASES) SERVICES	-	0.295	-	-	0.295
404.11	GWG:TEN	PUBLIC HEALTH (COMMUNICABLE & NON-COMMUNICABLE DISEASES) SERVICES	-	4.609	-	-	4.609
406.14	GWG:LKHA	PUBLIC HEALTH (COMMUNICABLE & NON-COMMUNICABLE DISEASES) SERVICES	-	0.637	-	-	0.637
408.09	GWG:NAHI	PUBLIC HEALTH (COMMUNICABLE & NON-COMMUNICABLE DISEASES) SERVICES	-	0.223	-	-	0.223
403.08	GWG:NAJ	PUBLIC HEALTH (COMMUNICABLE & NON-COMMUNICABLE DISEASES) SERVICES	-	0.245	-	-	0.245
406.05	GWG:GOSH	PUBLIC HEALTH (COMMUNICABLE & NON-COMMUNICABLE DISEASES) SERVICES	-	0.945	-	-	0.945
410.06	GWG:TTHANG	PUBLIC HEALTH (COMMUNICABLE & NON-COMMUNICABLE DISEASES) SERVICES	-	0.470	-	-	0.470
404.16	GWG:TAD	PUBLIC HEALTH (COMMUNICABLE & NON-COMMUNICABLE DISEASES) SERVICES	-	2.475	-	-	2.475
406.02	GWG:DOR	PUBLIC HEALTH (COMMUNICABLE & NON-COMMUNICABLE DISEASES) SERVICES	-	0.279	-	-	0.279
408.14	GWG:SEPHU	PUBLIC HEALTH (COMMUNICABLE & NON-COMMUNICABLE DISEASES) SERVICES	-	0.674	-	-	0.674
408.15	GWG:ATHANG	PUBLIC HEALTH (COMMUNICABLE & NON-COMMUNICABLE DISEASES) SERVICES	-	0.875	-	-	0.875
405.13	GWG:TGR	PUBLIC HEALTH (COMMUNICABLE & NON-COMMUNICABLE DISEASES) SERVICES	-	0.046	-	-	0.046
406.06	GWG:KANA	PUBLIC HEALTH (COMMUNICABLE & NON-COMMUNICABLE DISEASES) SERVICES	-	1.064	-	-	1.064

AU CODE	ADMINISTRATIVE UNIT	PROGRAMME	EXPENDITURE (Nu. in millions)				
			CURRENT	CAPITAL	LENDING	REPAY	TOTAL
408.08	GWG:KAZHI	PUBLIC HEALTH (COMMUNICABLE & NON-COMMUNICABLE DISEASES) SERVICES	-	1.775	-	-	1.775
409.02	GWG:CHHOEK	PUBLIC HEALTH (COMMUNICABLE & NON-COMMUNICABLE DISEASES) SERVICES	-	0.630	-	-	0.630
402.03	GWG:KSH	PUBLIC HEALTH (COMMUNICABLE & NON-COMMUNICABLE DISEASES) SERVICES	-	0.612	-	-	0.612
404.07	GWG:DOR	PUBLIC HEALTH (COMMUNICABLE & NON-COMMUNICABLE DISEASES) SERVICES	-	3.022	-	-	3.022
405.06	GWG:RAG	PUBLIC HEALTH (COMMUNICABLE & NON-COMMUNICABLE DISEASES) SERVICES	-	0.225	-	-	0.225
406.09	GWG:T/DING	PUBLIC HEALTH (COMMUNICABLE & NON-COMMUNICABLE DISEASES) SERVICES	-	0.667	-	-	0.667
407.02	GWG:CHHU	PUBLIC HEALTH (COMMUNICABLE & NON-COMMUNICABLE DISEASES) SERVICES	-	0.167	-	-	0.167
407.09	GWG:TEO	PUBLIC HEALTH (COMMUNICABLE & NON-COMMUNICABLE DISEASES) SERVICES	-	0.100	-	-	0.100
411.05	GWG:NGANG	PUBLIC HEALTH (COMMUNICABLE & NON-COMMUNICABLE DISEASES) SERVICES	-	1.629	-	-	1.629
412.04	Langthel	PUBLIC HEALTH (COMMUNICABLE & NON-COMMUNICABLE DISEASES) SERVICES	-	1.006	-	-	1.006
407.04	GWG:GUMA	PUBLIC HEALTH (COMMUNICABLE & NON-COMMUNICABLE DISEASES) SERVICES	-	0.299	-	-	0.299
407.08	GWG:TALO	PUBLIC HEALTH (COMMUNICABLE & NON-COMMUNICABLE DISEASES) SERVICES	-	0.107	-	-	0.107
408.12	GWG:PHOBI	PUBLIC HEALTH (COMMUNICABLE & NON-COMMUNICABLE DISEASES) SERVICES	-	0.442	-	-	0.442
408.13	GWG:RUEP	PUBLIC HEALTH (COMMUNICABLE & NON-COMMUNICABLE DISEASES) SERVICES	-	1.350	-	-	1.350
410.11	GWG:SINGHI	PUBLIC HEALTH (COMMUNICABLE & NON-COMMUNICABLE DISEASES) SERVICES	-	0.216	-	-	0.216
408.10	GWG:NYISHO	PUBLIC HEALTH (COMMUNICABLE & NON-COMMUNICABLE DISEASES) SERVICES	-	1.371	-	-	1.371
409.04	GWG:TANG	PUBLIC HEALTH (COMMUNICABLE & NON-COMMUNICABLE DISEASES) SERVICES	-	0.343	-	-	0.343

AU CODE	ADMINISTRATIVE UNIT	PROGRAMME	EXPENDITURE (Nu. in millions)				
			CURRENT	CAPITAL	LENDING	REPAY	TOTAL
412.05	Nubi	PUBLIC HEALTH (COMMUNICABLE & NON-COMMUNICABLE DISEASES) SERVICES	-	0.599	-	-	0.599
413.09	GWG:TGA	PUBLIC HEALTH (COMMUNICABLE & NON-COMMUNICABLE DISEASES) SERVICES	-	0.352	-	-	0.352
401.03	GWG:BOG	PUBLIC HEALTH (COMMUNICABLE & NON-COMMUNICABLE DISEASES) SERVICES	-	1.058	-	-	1.058
402.02	GWG:BJE	PUBLIC HEALTH (COMMUNICABLE & NON-COMMUNICABLE DISEASES) SERVICES	-	0.275	-	-	0.275
401.09	GWG:GLG	PUBLIC HEALTH (COMMUNICABLE & NON-COMMUNICABLE DISEASES) SERVICES	-	0.471	-	-	0.471
404.10	GWG:LHA	PUBLIC HEALTH (COMMUNICABLE & NON-COMMUNICABLE DISEASES) SERVICES	-	0.286	-	-	0.286
405.12	GWG:TSG	PUBLIC HEALTH (COMMUNICABLE & NON-COMMUNICABLE DISEASES) SERVICES	-	0.182	-	-	0.182
408.02	GWG:BJE	PUBLIC HEALTH (COMMUNICABLE & NON-COMMUNICABLE DISEASES) SERVICES	-	0.355	-	-	0.355
410.09	GWG:JIG	PUBLIC HEALTH (COMMUNICABLE & NON-COMMUNICABLE DISEASES) SERVICES	-	2.294	-	-	2.294
414.10	GWG:MOGGA	PUBLIC HEALTH (COMMUNICABLE & NON-COMMUNICABLE DISEASES) SERVICES	-	1.024	-	-	1.024
417.06	GWG:K/LING	PUBLIC HEALTH (COMMUNICABLE & NON-COMMUNICABLE DISEASES) SERVICES	-	1.596	-	-	1.596
418.04	GWG:DAGALA	PUBLIC HEALTH (COMMUNICABLE & NON-COMMUNICABLE DISEASES) SERVICES	-	0.169	-	-	0.169
409.03	GWG:CHHUME	PUBLIC HEALTH (COMMUNICABLE & NON-COMMUNICABLE DISEASES) SERVICES	-	0.403	-	-	0.403
414.09	GWG:K/KHAR	PUBLIC HEALTH (COMMUNICABLE & NON-COMMUNICABLE DISEASES) SERVICES	-	0.525	-	-	0.525
414.16	GWG:T/LING	PUBLIC HEALTH (COMMUNICABLE & NON-COMMUNICABLE DISEASES) SERVICES	-	0.437	-	-	0.437
415.06	GWG:SHUMER	PUBLIC HEALTH (COMMUNICABLE & NON-COMMUNICABLE DISEASES) SERVICES	-	1.290	-	-	1.290
420.02	GWG:B/LING	PUBLIC HEALTH (COMMUNICABLE & NON-COMMUNICABLE DISEASES) SERVICES	-	0.900	-	-	0.900

AU CODE	ADMINISTRATIVE UNIT	PROGRAMME	EXPENDITURE (Nu. in millions)				
			CURRENT	CAPITAL	LENDING	REPAY	TOTAL
410.07	GWG:GELE	PUBLIC HEALTH (COMMUNICABLE & NON-COMMUNICABLE DISEASES) SERVICES	-	0.794	-	-	0.794
410.05	GWG:DOE	PUBLIC HEALTH (COMMUNICABLE & NON-COMMUNICABLE DISEASES) SERVICES	-	1.271	-	-	1.271
411.08	GWG:TRONG	PUBLIC HEALTH (COMMUNICABLE & NON-COMMUNICABLE DISEASES) SERVICES	-	0.626	-	-	0.626
414.02	GWG:BALAM	PUBLIC HEALTH (COMMUNICABLE & NON-COMMUNICABLE DISEASES) SERVICES	-	0.095	-	-	0.095
411.02	GWG:BARDO	PUBLIC HEALTH (COMMUNICABLE & NON-COMMUNICABLE DISEASES) SERVICES	-	2.500	-	-	2.500
414.08	GWG:JUR	PUBLIC HEALTH (COMMUNICABLE & NON-COMMUNICABLE DISEASES) SERVICES	-	0.909	-	-	0.909
417.13	GWG:S/KHAR	PUBLIC HEALTH (COMMUNICABLE & NON-COMMUNICABLE DISEASES) SERVICES	-	1.912	-	-	1.912
414.15	GWG:T/RONG	PUBLIC HEALTH (COMMUNICABLE & NON-COMMUNICABLE DISEASES) SERVICES	-	0.397	-	-	0.397
411.03	GWG:BJOKA	PUBLIC HEALTH (COMMUNICABLE & NON-COMMUNICABLE DISEASES) SERVICES	-	0.503	-	-	0.503
414.07	GWG:GONG	PUBLIC HEALTH (COMMUNICABLE & NON-COMMUNICABLE DISEASES) SERVICES	-	0.709	-	-	0.709
419.04	GWG:LAYA	PUBLIC HEALTH (COMMUNICABLE & NON-COMMUNICABLE DISEASES) SERVICES	-	0.240	-	-	0.240
415.08	GWG:ZOB	PUBLIC HEALTH (COMMUNICABLE & NON-COMMUNICABLE DISEASES) SERVICES	-	0.364	-	-	0.364
413.02	GWG:GANG	PUBLIC HEALTH (COMMUNICABLE & NON-COMMUNICABLE DISEASES) SERVICES	-	0.741	-	-	0.741
420.04	GWG:K/DANG	PUBLIC HEALTH (COMMUNICABLE & NON-COMMUNICABLE DISEASES) SERVICES	-	0.955	-	-	0.955
417.03	GWG:PIDUNG	PUBLIC HEALTH (COMMUNICABLE & NON-COMMUNICABLE DISEASES) SERVICES	-	1.735	-	-	1.735
413.03	GWG:JAREY	PUBLIC HEALTH (COMMUNICABLE & NON-COMMUNICABLE DISEASES) SERVICES	-	0.600	-	-	0.600
417.04	GWG:K/LUNG	PUBLIC HEALTH (COMMUNICABLE & NON-COMMUNICABLE DISEASES) SERVICES	-	2.253	-	-	2.253

AU CODE	ADMINISTRATIVE UNIT	PROGRAMME	EXPENDITURE (Nu. in millions)				
			CURRENT	CAPITAL	LENDING	REPAY	TOTAL
410.13	GWG:SERZ	PUBLIC HEALTH (COMMUNICABLE & NON-COMMUNICABLE DISEASES) SERVICES	-	0.225	-	-	0.225
414.12	GWG:SALENG	PUBLIC HEALTH (COMMUNICABLE & NON-COMMUNICABLE DISEASES) SERVICES	-	0.600	-	-	0.600
414.13	GWG:SHER	PUBLIC HEALTH (COMMUNICABLE & NON-COMMUNICABLE DISEASES) SERVICES	-	0.403	-	-	0.403
418.05	GWG:GAYNEY	PUBLIC HEALTH (COMMUNICABLE & NON-COMMUNICABLE DISEASES) SERVICES	-	0.030	-	-	0.030
420.09	GWG:YANGT	PUBLIC HEALTH (COMMUNICABLE & NON-COMMUNICABLE DISEASES) SERVICES	-	0.116	-	-	0.116
415.09	GWG:D/LING	PUBLIC HEALTH (COMMUNICABLE & NON-COMMUNICABLE DISEASES) SERVICES	-	0.324	-	-	0.324
417.15	GWG:TSHING	PUBLIC HEALTH (COMMUNICABLE & NON-COMMUNICABLE DISEASES) SERVICES	-	0.945	-	-	0.945
418.08	GWG:MEWANG	PUBLIC HEALTH (COMMUNICABLE & NON-COMMUNICABLE DISEASES) SERVICES	-	0.413	-	-	0.413
420.06	GWG:TOETS	PUBLIC HEALTH (COMMUNICABLE & NON-COMMUNICABLE DISEASES) SERVICES	-	0.250	-	-	0.250
413.07	GWG:MINBI	PUBLIC HEALTH (COMMUNICABLE & NON-COMMUNICABLE DISEASES) SERVICES	-	0.508	-	-	0.508
416.04	GWG:GOMDAR	PUBLIC HEALTH (COMMUNICABLE & NON-COMMUNICABLE DISEASES) SERVICES	-	0.395	-	-	0.395
417.09	GWG:Y/NEER	PUBLIC HEALTH (COMMUNICABLE & NON-COMMUNICABLE DISEASES) SERVICES	-	1.049	-	-	1.049
405.08	GWG:MEG	PUBLIC HEALTH (COMMUNICABLE & NON-COMMUNICABLE DISEASES) SERVICES	-	0.031	-	-	0.031
408.07	GWG:GASEW	PUBLIC HEALTH (COMMUNICABLE & NON-COMMUNICABLE DISEASES) SERVICES	-	0.036	-	-	0.036
409.05	GWG:URA	PUBLIC HEALTH (COMMUNICABLE & NON-COMMUNICABLE DISEASES) SERVICES	-	0.199	-	-	0.199
410.03	GWG:CHUZ	PUBLIC HEALTH (COMMUNICABLE & NON-COMMUNICABLE DISEASES) SERVICES	-	0.499	-	-	0.499
411.06	GWG:PHANG	PUBLIC HEALTH (COMMUNICABLE & NON-COMMUNICABLE DISEASES) SERVICES	-	0.600	-	-	0.600

AU CODE	ADMINISTRATIVE UNIT	PROGRAMME	EXPENDITURE (Nu. in millions)				
			CURRENT	CAPITAL	LENDING	REPAY	TOTAL
413.06	GWG:MINJAY	PUBLIC HEALTH (COMMUNICABLE & NON-COMMUNICABLE DISEASES) SERVICES	-	0.551	-	-	0.551
416.06	GWG:L/PHU	PUBLIC HEALTH (COMMUNICABLE & NON-COMMUNICABLE DISEASES) SERVICES	-	1.038	-	-	1.038
416.09	GWG:DEO	PUBLIC HEALTH (COMMUNICABLE & NON-COMMUNICABLE DISEASES) SERVICES	-	1.443	-	-	1.443
417.07	GWG:LUMANG	PUBLIC HEALTH (COMMUNICABLE & NON-COMMUNICABLE DISEASES) SERVICES	-	0.795	-	-	0.795
401.11	MKG	PUBLIC HEALTH (COMMUNICABLE & NON-COMMUNICABLE DISEASES) SERVICES	-	0.096	-	-	0.096
416.08	GWG:MART	PUBLIC HEALTH (COMMUNICABLE & NON-COMMUNICABLE DISEASES) SERVICES	-	0.972	-	-	0.972
417.10	GWG:P/MEY	PUBLIC HEALTH (COMMUNICABLE & NON-COMMUNICABLE DISEASES) SERVICES	-	0.666	-	-	0.666
420.03	GWG:J/KHAR	PUBLIC HEALTH (COMMUNICABLE & NON-COMMUNICABLE DISEASES) SERVICES	-	2.461	-	-	2.461
208.01	MOH	PUBLIC HEALTH (COMMUNICABLE & NON-COMMUNICABLE DISEASES) SERVICES	94.403	95.227	-	-	189.630
407.12	GWG: TOEP	PUBLIC HEALTH (COMMUNICABLE & NON-COMMUNICABLE DISEASES) SERVICES	-	0.693	-	-	0.693
414.11	GWG:NGAT	PUBLIC HEALTH (COMMUNICABLE & NON-COMMUNICABLE DISEASES) SERVICES	-	0.300	-	-	0.300
415.11	GWG:NANONG	PUBLIC HEALTH (COMMUNICABLE & NON-COMMUNICABLE DISEASES) SERVICES	-	0.837	-	-	0.837
415.12	GWG:C/LING	PUBLIC HEALTH (COMMUNICABLE & NON-COMMUNICABLE DISEASES) SERVICES	-	0.393	-	-	0.393
417.05	GWG:K/PARA	PUBLIC HEALTH (COMMUNICABLE & NON-COMMUNICABLE DISEASES) SERVICES	-	0.730	-	-	0.730
418.07	GWG:L/SHI	PUBLIC HEALTH (COMMUNICABLE & NON-COMMUNICABLE DISEASES) SERVICES	-	0.199	-	-	0.199
412.02	Drateng	PUBLIC HEALTH (COMMUNICABLE & NON-COMMUNICABLE DISEASES) SERVICES	-	0.450	-	-	0.450
412.06	Tangpi	PUBLIC HEALTH (COMMUNICABLE & NON-COMMUNICABLE DISEASES) SERVICES	-	0.100	-	-	0.100

AU CODE	ADMINISTRATIVE UNIT	PROGRAMME	EXPENDITURE (Nu. in millions)				TOTAL
			CURRENT	CAPITAL	LENDING	REPAY	
413.08	GWG:METSHO	PUBLIC HEALTH (COMMUNICABLE & NON-COMMUNICABLE DISEASES) SERVICES	-	0.353	-	-	0.353
414.04	GWG:CHAS	PUBLIC HEALTH (COMMUNICABLE & NON-COMMUNICABLE DISEASES) SERVICES	-	0.534	-	-	0.534
415.02	GWG:CHONG	PUBLIC HEALTH (COMMUNICABLE & NON-COMMUNICABLE DISEASES) SERVICES	-	0.631	-	-	0.631
417.14	GWG:SIPHU	PUBLIC HEALTH (COMMUNICABLE & NON-COMMUNICABLE DISEASES) SERVICES	-	2.177	-	-	2.177
419.03	GWG:KHATOE	PUBLIC HEALTH (COMMUNICABLE & NON-COMMUNICABLE DISEASES) SERVICES	-	0.043	-	-	0.043
404.09	GWG:GHU	PUBLIC HEALTH (COMMUNICABLE & NON-COMMUNICABLE DISEASES) SERVICES	-	3.550	-	-	3.550
407.10	GWG:ZOMI	PUBLIC HEALTH (COMMUNICABLE & NON-COMMUNICABLE DISEASES) SERVICES	-	0.128	-	-	0.128
410.12	GWG:SAR	PUBLIC HEALTH (COMMUNICABLE & NON-COMMUNICABLE DISEASES) SERVICES	-	0.781	-	-	0.781
420.08	GWG:YLLANG	PUBLIC HEALTH (COMMUNICABLE & NON-COMMUNICABLE DISEASES) SERVICES	-	0.287	-	-	0.287
417.02	GWG:BAR	PUBLIC HEALTH (COMMUNICABLE & NON-COMMUNICABLE DISEASES) SERVICES	-	0.398	-	-	0.398
417.16	GWG:UZU	PUBLIC HEALTH (COMMUNICABLE & NON-COMMUNICABLE DISEASES) SERVICES	-	0.581	-	-	0.581
401.12	PLG	PUBLIC HEALTH (COMMUNICABLE & NON-COMMUNICABLE DISEASES) SERVICES	-	1.236	-	-	1.236
411.04	GWG:NANG	PUBLIC HEALTH (COMMUNICABLE & NON-COMMUNICABLE DISEASES) SERVICES	-	1.553	-	-	1.553
416.12	GWG:SERTHI	PUBLIC HEALTH (COMMUNICABLE & NON-COMMUNICABLE DISEASES) SERVICES	-	0.234	-	-	0.234
416.05	GWG:WPHU	PUBLIC HEALTH (COMMUNICABLE & NON-COMMUNICABLE DISEASES) SERVICES	-	1.350	-	-	1.350
417.08	GWG:MERAK	PUBLIC HEALTH (COMMUNICABLE & NON-COMMUNICABLE DISEASES) SERVICES	-	0.550	-	-	0.550
420.05	GWG:RAMJAR	PUBLIC HEALTH (COMMUNICABLE & NON-COMMUNICABLE DISEASES) SERVICES	-	0.200	-	-	0.200

AU CODE	ADMINISTRATIVE UNIT	PROGRAMME	EXPENDITURE (Nu. in millions)				
			CURRENT	CAPITAL	LENDING	REPAY	TOTAL
401.10	GWG:LG	PUBLIC HEALTH (COMMUNICABLE & NON-COMMUNICABLE DISEASES) SERVICES	-	0.584	-	-	0.584
404.12	GWG:NAINI	PUBLIC HEALTH (COMMUNICABLE & NON-COMMUNICABLE DISEASES) SERVICES	-	0.236	-	-	0.236
405.03	GWG:DUG	PUBLIC HEALTH (COMMUNICABLE & NON-COMMUNICABLE DISEASES) SERVICES	-	0.023	-	-	0.023
405.10	GWG:PGC	PUBLIC HEALTH (COMMUNICABLE & NON-COMMUNICABLE DISEASES) SERVICES	-	0.106	-	-	0.106
408.11	GWG:PHANG	PUBLIC HEALTH (COMMUNICABLE & NON-COMMUNICABLE DISEASES) SERVICES	-	0.478	-	-	0.478
416.07	GWG:LAURI	PUBLIC HEALTH (COMMUNICABLE & NON-COMMUNICABLE DISEASES) SERVICES	-	0.625	-	-	0.625
417.11	GWG:RADHI	PUBLIC HEALTH (COMMUNICABLE & NON-COMMUNICABLE DISEASES) SERVICES	-	2.500	-	-	2.500
419.02	GWG:KHOME	PUBLIC HEALTH (COMMUNICABLE & NON-COMMUNICABLE DISEASES) SERVICES	-	0.063	-	-	0.063
408.05	GWG:GANG	PUBLIC HEALTH (COMMUNICABLE & NON-COMMUNICABLE DISEASES) SERVICES	-	0.554	-	-	0.554
122.01	BNCA	NARCOTIC CONTROL SERVICES	9.613	1.770	-	-	11.383
208.01	MOH	HEALTH POLICY DIRECTION SERVICES	70.932	140.253	-	-	211.185
401.01	C/kha	DIAGNOSTIC & CURATIVE (HOSPITALS & BHUS) SERVICES	38.856	16.101	-	-	54.956
406.01	Dagana	DIAGNOSTIC & CURATIVE (HOSPITALS & BHUS) SERVICES	22.347	32.417	-	-	54.764
414.01	M/gar	DIAGNOSTIC & CURATIVE (HOSPITALS & BHUS) SERVICES	23.683	5.012	-	-	28.695
401.05	GWG:DAG	DIAGNOSTIC & CURATIVE (HOSPITALS & BHUS) SERVICES	-	0.879	-	-	0.879
404.14	GWG:SAM	DIAGNOSTIC & CURATIVE (HOSPITALS & BHUS) SERVICES	-	0.075	-	-	0.075
406.12	GWG:TEZA	DIAGNOSTIC & CURATIVE (HOSPITALS & BHUS) SERVICES	-	0.050	-	-	0.050
410.01	Sipang	DIAGNOSTIC & CURATIVE (HOSPITALS & BHUS) SERVICES	21.227	12.922	-	-	34.149
401.07	GWG:LKG	DIAGNOSTIC & CURATIVE (HOSPITALS & BHUS) SERVICES	-	1.701	-	-	1.701
403.07	GWG:LUN	DIAGNOSTIC & CURATIVE (HOSPITALS & BHUS) SERVICES	-	0.018	-	-	0.018

AU CODE	ADMINISTRATIVE UNIT	PROGRAMME	EXPENDITURE (Nu. in millions)				
			CURRENT	CAPITAL	LENDING	REPAY	TOTAL
419.01	Gasa	DIAGNOSTIC & CURATIVE (HOSPITALS & BHUS) SERVICES	7.627	0.084	-	-	7.711
420.01	T/Yangtse	DIAGNOSTIC & CURATIVE (HOSPITALS & BHUS) SERVICES	16.610	15.145	-	-	31.754
404.08	GWG:DUM	DIAGNOSTIC & CURATIVE (HOSPITALS & BHUS) SERVICES	-	1.126	-	-	1.126
404.01	S/tse	DIAGNOSTIC & CURATIVE (HOSPITALS & BHUS) SERVICES	48.849	11.710	-	-	60.559
417.01	T/gang	DIAGNOSTIC & CURATIVE (HOSPITALS & BHUS) SERVICES	54.558	26.757	-	-	81.315
405.01	T/rang	DIAGNOSTIC & CURATIVE (HOSPITALS & BHUS) SERVICES	19.847	9.265	-	-	29.112
415.01	P/Gatshel	DIAGNOSTIC & CURATIVE (HOSPITALS & BHUS) SERVICES	25.344	11.701	-	-	37.045
407.01	P/kha	DIAGNOSTIC & CURATIVE (HOSPITALS & BHUS) SERVICES	26.706	8.872	-	-	35.577
408.01	W/du	DIAGNOSTIC & CURATIVE (HOSPITALS & BHUS) SERVICES	21.313	3.789	-	-	25.103
411.01	Z/gang	DIAGNOSTIC & CURATIVE (HOSPITALS & BHUS) SERVICES	31.640	2.363	-	-	34.003
409.01	B/thang	DIAGNOSTIC & CURATIVE (HOSPITALS & BHUS) SERVICES	18.915	10.246	-	-	29.161
401.04	GWV:CHG	DIAGNOSTIC & CURATIVE (HOSPITALS & BHUS) SERVICES	-	0.068	-	-	0.068
404.15	GWG:SIP	DIAGNOSTIC & CURATIVE (HOSPITALS & BHUS) SERVICES	-	0.060	-	-	0.060
401.02	GWG:SPS	DIAGNOSTIC & CURATIVE (HOSPITALS & BHUS) SERVICES	-	1.614	-	-	1.614
404.02	GWG:BARA	DIAGNOSTIC & CURATIVE (HOSPITALS & BHUS) SERVICES	-	0.283	-	-	0.283
406.08	GWG:LAJA	DIAGNOSTIC & CURATIVE (HOSPITALS & BHUS) SERVICES	-	0.456	-	-	0.456
403.10	GWG:TSE	DIAGNOSTIC & CURATIVE (HOSPITALS & BHUS) SERVICES	-	0.080	-	-	0.080
404.04	GWG:CHAR	DIAGNOSTIC & CURATIVE (HOSPITALS & BHUS) SERVICES	-	0.946	-	-	0.946
413.01	L/tse	DIAGNOSTIC & CURATIVE (HOSPITALS & BHUS) SERVICES	18.954	4.076	-	-	23.030
416.01	S/Jongkhar	DIAGNOSTIC & CURATIVE (HOSPITALS & BHUS) SERVICES	28.887	12.318	-	-	41.205
404.12	GWG:NAINI	DIAGNOSTIC & CURATIVE (HOSPITALS & BHUS) SERVICES	-	0.930	-	-	0.930
406.03	GWG:DRU	DIAGNOSTIC & CURATIVE (HOSPITALS & BHUS) SERVICES	-	0.800	-	-	0.800
402.01	Haa	DIAGNOSTIC & CURATIVE (HOSPITALS & BHUS) SERVICES	10.975	1.436	-	-	12.411
403.01	Paro	DIAGNOSTIC & CURATIVE (HOSPITALS & BHUS) SERVICES	31.987	2.063	-	-	34.050

AU CODE	ADMINISTRATIVE UNIT	PROGRAMME	EXPENDITURE (Nu. in millions)				
			CURRENT	CAPITAL	LENDING	REPAY	TOTAL
402.06	GWG:USE	DIAGNOSTIC & CURATIVE (HOSPITALS & BHUS) SERVICES	-	0.068	-	-	0.068
404.05	GWG:CHEN	DIAGNOSTIC & CURATIVE (HOSPITALS & BHUS) SERVICES	-	0.262	-	-	0.262
401.08	GWG:DUG	DIAGNOSTIC & CURATIVE (HOSPITALS & BHUS) SERVICES	-	1.564	-	-	1.564
408.03	GWG:DAN	DIAGNOSTIC & CURATIVE (HOSPITALS & BHUS) SERVICES	-	0.185	-	-	0.185
406.14	GWG:LKHA	DIAGNOSTIC & CURATIVE (HOSPITALS & BHUS) SERVICES	-	0.532	-	-	0.532
411.03	GWG:BJOKA	DIAGNOSTIC & CURATIVE (HOSPITALS & BHUS) SERVICES	-	0.041	-	-	0.041
403.08	GWG:NAJ	DIAGNOSTIC & CURATIVE (HOSPITALS & BHUS) SERVICES	-	0.070	-	-	0.070
410.13	GWG:SERZ	DIAGNOSTIC & CURATIVE (HOSPITALS & BHUS) SERVICES	-	0.600	-	-	0.600
418.01	Tphu	DIAGNOSTIC & CURATIVE (HOSPITALS & BHUS) SERVICES	4.726	2.216	-	-	6.942
404.07	GWG:DOR	DIAGNOSTIC & CURATIVE (HOSPITALS & BHUS) SERVICES	-	2.279	-	-	2.279
409.04	GWG:TANG	DIAGNOSTIC & CURATIVE (HOSPITALS & BHUS) SERVICES	-	0.561	-	-	0.561
412.01	Tgsa	DIAGNOSTIC & CURATIVE (HOSPITALS & BHUS) SERVICES	16.967	0.500	-	-	17.467
401.03	GWG:BOG	DIAGNOSTIC & CURATIVE (HOSPITALS & BHUS) SERVICES	-	0.976	-	-	0.976
408.02	GWG:BJE	DIAGNOSTIC & CURATIVE (HOSPITALS & BHUS) SERVICES	-	0.286	-	-	0.286
414.10	GWG:MONGGA	DIAGNOSTIC & CURATIVE (HOSPITALS & BHUS) SERVICES	0.124	0.100	-	-	0.224
418.04	GWG:DAGALA	DIAGNOSTIC & CURATIVE (HOSPITALS & BHUS) SERVICES	-	0.017	-	-	0.017
417.11	GWG:RADHI	DIAGNOSTIC & CURATIVE (HOSPITALS & BHUS) SERVICES	-	0.250	-	-	0.250
419.02	GWG:KNAME	DIAGNOSTIC & CURATIVE (HOSPITALS & BHUS) SERVICES	-	0.263	-	-	0.263
410.05	GWG:DOE	DIAGNOSTIC & CURATIVE (HOSPITALS & BHUS) SERVICES	-	0.454	-	-	0.454
414.08	GWG:JUR	DIAGNOSTIC & CURATIVE (HOSPITALS & BHUS) SERVICES	-	0.150	-	-	0.150
414.15	GWG:TIRONG	DIAGNOSTIC & CURATIVE (HOSPITALS & BHUS) SERVICES	-	0.300	-	-	0.300
417.13	GWG:S/KHAR	DIAGNOSTIC & CURATIVE (HOSPITALS & BHUS) SERVICES	-	0.200	-	-	0.200
414.07	GWG:GONG	DIAGNOSTIC & CURATIVE (HOSPITALS & BHUS) SERVICES	-	0.636	-	-	0.636
417.04	GWG:K/LUNG	DIAGNOSTIC & CURATIVE (HOSPITALS & BHUS) SERVICES	-	0.200	-	-	0.200

AU CODE	ADMINISTRATIVE UNIT	PROGRAMME	EXPENDITURE (Nu. in millions)				
			CURRENT	CAPITAL	LENDING	REPAY	TOTAL
414.12	GWG:SALENG	DIAGNOSTIC & CURATIVE (HOSPITALS & BHUS) SERVICES	-	0.781	-	-	0.781
418.05	GWG:GAYNEY	DIAGNOSTIC & CURATIVE (HOSPITALS & BHUS) SERVICES	-	0.103	-	-	0.103
418.06	GWG:KAWANG	DIAGNOSTIC & CURATIVE (HOSPITALS & BHUS) SERVICES	-	0.017	-	-	0.017
420.06	GWG:TOETS	DIAGNOSTIC & CURATIVE (HOSPITALS & BHUS) SERVICES	-	0.442	-	-	0.442
412.03	Korphu	DIAGNOSTIC & CURATIVE (HOSPITALS & BHUS) SERVICES	-	0.187	-	-	0.187
408.07	GWG:GASEW	DIAGNOSTIC & CURATIVE (HOSPITALS & BHUS) SERVICES	-	0.147	-	-	0.147
410.03	GWG:CHUZ	DIAGNOSTIC & CURATIVE (HOSPITALS & BHUS) SERVICES	-	0.250	-	-	0.250
411.06	GWG:PHANG	DIAGNOSTIC & CURATIVE (HOSPITALS & BHUS) SERVICES	-	0.500	-	-	0.500
401.11	MKG	DIAGNOSTIC & CURATIVE (HOSPITALS & BHUS) SERVICES	-	1.138	-	-	1.138
416.08	GWG:MART	DIAGNOSTIC & CURATIVE (HOSPITALS & BHUS) SERVICES	-	1.009	-	-	1.009
208.01	MOH	DIAGNOSTIC & CURATIVE (HOSPITALS & BHUS) SERVICES	869.137	152.480	-	-	1,021.616
414.11	GWG:NGAT	DIAGNOSTIC & CURATIVE (HOSPITALS & BHUS) SERVICES	-	0.310	-	-	0.310
417.05	GWG:K/PARA	DIAGNOSTIC & CURATIVE (HOSPITALS & BHUS) SERVICES	-	0.050	-	-	0.050
412.02	Drateng	DIAGNOSTIC & CURATIVE (HOSPITALS & BHUS) SERVICES	-	1.297	-	-	1.297
412.06	Tangbi	DIAGNOSTIC & CURATIVE (HOSPITALS & BHUS) SERVICES	-	0.232	-	-	0.232
406.15	GWG:NICHU	DIAGNOSTIC & CURATIVE (HOSPITALS & BHUS) SERVICES	-	0.101	-	-	0.101
407.03	GWG:GOEN	DIAGNOSTIC & CURATIVE (HOSPITALS & BHUS) SERVICES	-	0.300	-	-	0.300
414.14	GWG:SILAM	DIAGNOSTIC & CURATIVE (HOSPITALS & BHUS) SERVICES	-	0.432	-	-	0.432
417.02	GWG:BAR	DIAGNOSTIC & CURATIVE (HOSPITALS & BHUS) SERVICES	-	0.030	-	-	0.030
401.12	PLG	DIAGNOSTIC & CURATIVE (HOSPITALS & BHUS) SERVICES	-	0.150	-	-	0.150
411.04	GWG:NANG	DIAGNOSTIC & CURATIVE (HOSPITALS & BHUS) SERVICES	-	0.391	-	-	0.391
416.05	GWG:W/PHU	DIAGNOSTIC & CURATIVE (HOSPITALS & BHUS) SERVICES	-	1.000	-	-	1.000
417.08	GWG:MERAK	DIAGNOSTIC & CURATIVE (HOSPITALS & BHUS) SERVICES	-	0.100	-	-	0.100
401.10	GWG:LGG	DIAGNOSTIC & CURATIVE (HOSPITALS & BHUS) SERVICES	-	3.450	-	-	3.450

AU CODE	ADMINISTRATIVE UNIT	PROGRAMME	EXPENDITURE (Nu. in millions)				
			CURRENT	CAPITAL	LENDING	REPAY	TOTAL
414.09	GWG:K/KHAR	DIAGNOSTIC & CURATIVE (HOSPITALS & BHUS) SERVICES	-	1,200	-	-	1,200
414.16	GWG:T/LING	DIAGNOSTIC & CURATIVE (HOSPITALS & BHUS) SERVICES	-	0.150	-	-	0.150
415.06	GWG:SHUMER	DIAGNOSTIC & CURATIVE (HOSPITALS & BHUS) SERVICES	-	0.773	-	-	0.773
			1,544.741	744.163	-	-	2,288.905
		TOTAL SOCIAL SERVICES	5,201.642	3,051.946	-	-	8,253.588
Housing & Community Amenity Services							
406.01	Dagana	URBAN INFRASTRUCTURE DEVELOPMENT & SUSPENSION BRIDGE SERVICES	10.275	4.384	-	-	14.659
402.01	Haa	URBAN INFRASTRUCTURE DEVELOPMENT & SUSPENSION BRIDGE SERVICES	11.561	41.264	-	-	52.826
401.01	C/kha	URBAN INFRASTRUCTURE DEVELOPMENT & SUSPENSION BRIDGE SERVICES	13.798	21.920	-	-	35.718
414.01	M/gar	URBAN INFRASTRUCTURE DEVELOPMENT & SUSPENSION BRIDGE SERVICES	16.120	20.750	-	-	36.869
410.01	S/pang	URBAN INFRASTRUCTURE DEVELOPMENT & SUSPENSION BRIDGE SERVICES	21.030	57.788	-	-	78.819
419.01	Gasa	URBAN INFRASTRUCTURE DEVELOPMENT & SUSPENSION BRIDGE SERVICES	5.880	1.608	-	-	7.489
420.01	T/Yangtse	URBAN INFRASTRUCTURE DEVELOPMENT & SUSPENSION BRIDGE SERVICES	11.624	5.108	-	-	16.732
404.01	S/tse	URBAN INFRASTRUCTURE DEVELOPMENT & SUSPENSION BRIDGE SERVICES	15.893	25.898	-	-	41.791
417.01	T/gang	URBAN INFRASTRUCTURE DEVELOPMENT & SUSPENSION BRIDGE SERVICES	22.196	41.920	-	-	64.116
405.01	T/rang	URBAN INFRASTRUCTURE DEVELOPMENT & SUSPENSION BRIDGE SERVICES	13.054	17.121	-	-	30.175
415.01	P/Gatshel	URBAN INFRASTRUCTURE DEVELOPMENT & SUSPENSION BRIDGE SERVICES	9.420	41.349	-	-	50.769
407.01	P/kha	URBAN INFRASTRUCTURE DEVELOPMENT & SUSPENSION BRIDGE SERVICES	13.258	38.535	-	-	51.793
408.01	W/du	URBAN INFRASTRUCTURE DEVELOPMENT & SUSPENSION BRIDGE SERVICES	15.333	24.575	-	-	39.908

AU CODE	ADMINISTRATIVE UNIT	PROGRAMME	EXPENDITURE (Nu. in millions)				
			CURRENT	CAPITAL	LENDING	REPAY	TOTAL
411.01	Z/gang	URBAN INFRASTRUCTURE DEVELOPMENT & SUSPENSION BRIDGE SERVICES	11.935	21.701	-	-	33.636
409.01	B/thang	URBAN INFRASTRUCTURE DEVELOPMENT & SUSPENSION BRIDGE SERVICES	9.983	30.867	-	-	40.850
206.01	MoW&HS	URBAN INFRASTRUCTURE DEVELOPMENT & SUSPENSION BRIDGE SERVICES	44.105	219.481	-	-	263.586
413.01	L/tse	URBAN INFRASTRUCTURE DEVELOPMENT & SUSPENSION BRIDGE SERVICES	9.397	22.609	-	-	32.007
416.01	S/Jongkhar	URBAN INFRASTRUCTURE DEVELOPMENT & SUSPENSION BRIDGE SERVICES	14.782	18.695	-	-	33.477
403.01	Paro	URBAN INFRASTRUCTURE DEVELOPMENT & SUSPENSION BRIDGE SERVICES	14.775	82.979	-	-	97.754
410.02	GWG:SAMT	URBAN INFRASTRUCTURE DEVELOPMENT & SUSPENSION BRIDGE SERVICES	-	1.503	-	-	1.503
418.01	T/phu	URBAN INFRASTRUCTURE DEVELOPMENT & SUSPENSION BRIDGE SERVICES	10.250	0.240	-	-	10.490
412.01	T/gsa	URBAN INFRASTRUCTURE DEVELOPMENT & SUSPENSION BRIDGE SERVICES	10.124	17.073	-	-	27.197
411.08	GWG:TRONG	URBAN INFRASTRUCTURE DEVELOPMENT & SUSPENSION BRIDGE SERVICES	-	0.113	-	-	0.113
410.13	GWG:SERZ	URBAN INFRASTRUCTURE DEVELOPMENT & SUSPENSION BRIDGE SERVICES	-	1.593	-	-	1.593
417.07	GWG:LUMANG	URBAN INFRASTRUCTURE DEVELOPMENT & SUSPENSION BRIDGE SERVICES	-	0.100	-	-	0.100
417.12	GWG:SAKTEN	URBAN INFRASTRUCTURE DEVELOPMENT & SUSPENSION BRIDGE SERVICES	-	0.080	-	-	0.080
417.10	GWG:P/MEY	URBAN INFRASTRUCTURE DEVELOPMENT & SUSPENSION BRIDGE SERVICES	-	0.049	-	-	0.049
417.02	GWG:BAR	URBAN INFRASTRUCTURE DEVELOPMENT & SUSPENSION BRIDGE SERVICES	-	0.050	-	-	0.050
417.08	GWG:MERAK	URBAN INFRASTRUCTURE DEVELOPMENT & SUSPENSION BRIDGE SERVICES	-	0.900	-	-	0.900
410.07	GWG:GELLE	URBAN INFRASTRUCTURE DEVELOPMENT & SUSPENSION BRIDGE SERVICES	-	3.244	-	-	3.244
		Total Housing & Community Amenity Services	304.793	763.497	-	-	1,068.290

AU CODE	ADMINISTRATIVE UNIT	PROGRAMME	EXPENDITURE (Nu. in millions)				
			CURRENT	CAPITAL	LENDING	REPAY	TOTAL
Recreation, Culture & Religious Service							
401.09	GWG:GLG	RELIGION & CULTURAL SERVICES	-	0.368	-	-	0.368
407.01	P/kha	RELIGION & CULTURAL SERVICES	2.501	31.972	-	-	34.473
415.01	P/Gatshel	RELIGION & CULTURAL SERVICES	0.891	12.584	-	-	13.476
405.01	T/rang	RELIGIOUS SERVICES	0.734	6.112	-	-	6.846
105.01	CRA	RELIGIOUS SERVICES	437.381	96.482	-	-	533.863
401.01	C/kha	RELIGION & CULTURAL SERVICES	0.966	5.421	-	-	6.387
406.01	Dagana	RELIGION & CULTURAL SERVICES	1.288	0.506	-	-	1.793
414.01	M/gar	RELIGION & CULTURAL SERVICES	1.358	34.251	-	-	35.608
401.05	GWG:DAG	RELIGION & CULTURAL SERVICES	-	1.016	-	-	1.016
404.14	GWG:SAM	RELIGION & CULTURAL SERVICES	-	1.574	-	-	1.574
406.03	GWG:DRU	RELIGION & CULTURAL SERVICES	-	0.277	-	-	0.277
402.05	GWG:SAM	RELIGION & CULTURAL SERVICES	-	0.729	-	-	0.729
405.07	GWG:KIG	RELIGION & CULTURAL SERVICES	-	1.267	-	-	1.267
410.01	S/pang	RELIGION & CULTURAL SERVICES	0.349	4.689	-	-	5.038
401.07	GWG:LKG	RELIGION & CULTURAL SERVICES	-	0.963	-	-	0.963
403.07	GWG:LUN	RELIGION & CULTURAL SERVICES	-	0.114	-	-	0.114
419.01	Gasa	RELIGION & CULTURAL SERVICES	1.600	0.299	-	-	1.899
420.01	T/Yangtse	RELIGION & CULTURAL SERVICES	1.400	2.048	-	-	3.447
406.10	GWG:T/GANG	RELIGION & CULTURAL SERVICES	-	0.396	-	-	0.396
405.05	GWG:GOG	RELIGION & CULTURAL SERVICES	-	0.372	-	-	0.372
404.01	S/lse	RELIGION & CULTURAL SERVICES	1.149	19.145	-	-	20.293
417.01	T/gang	RELIGION & CULTURAL SERVICES	1.635	17.339	-	-	18.974
408.01	W/due	RELIGION & CULTURAL SERVICES	0.967	7.277	-	-	8.244

AU CODE	ADMINISTRATIVE UNIT	PROGRAMME	EXPENDITURE (Nu. in millions)				
			CURRENT	CAPITAL	LENDING	REPAY	TOTAL
409.01	B/thang	RELIGION & CULTURAL SERVICES	2.102	17.715	-	-	19.816
401.04	GWG:CHG	RELIGION & CULTURAL SERVICES	-	0.089	-	-	0.089
404.15	GWG:SP	RELIGION & CULTURAL SERVICES	-	0.664	-	-	0.664
403.02	GWG:DOB	RELIGION & CULTURAL SERVICES	-	1.161	-	-	1.161
404.03	GWG:BIRU	RELIGION & CULTURAL SERVICES	-	0.048	-	-	0.048
402.04	GWG:SBY	RELIGION & CULTURAL SERVICES	-	0.967	-	-	0.967
404.02	GWG:BARA	RELIGION & CULTURAL SERVICES	-	0.152	-	-	0.152
403.03	GWG:DOG	RELIGION & CULTURAL SERVICES	-	0.655	-	-	0.655
406.09	GWG:T/DING	RELIGION & CULTURAL SERVICES	-	0.300	-	-	0.300
403.04	GWG:DOT	RELIGION & CULTURAL SERVICES	-	1.276	-	-	1.276
403.11	GWG:WAN	RELIGION & CULTURAL SERVICES	-	0.039	-	-	0.039
401.06	GWG:GTG	RELIGION & CULTURAL SERVICES	-	0.368	-	-	0.368
403.06	GWG:LAN	RELIGION & CULTURAL SERVICES	-	0.187	-	-	0.187
404.13	GWG:PUG	RELIGION & CULTURAL SERVICES	-	0.015	-	-	0.015
403.10	GWG:TSE	RELIGION & CULTURAL SERVICES	-	0.700	-	-	0.700
404.04	GWG:CHAR	RELIGION & CULTURAL SERVICES	-	0.075	-	-	0.075
413.01	L/ise	RELIGION & CULTURAL SERVICES	1.084	20.590	-	-	21.674
406.04	GWG:GESAR	RELIGION & CULTURAL SERVICES	0.305	0.174	-	-	0.479
416.01	S/Jongkhar	RELIGION & CULTURAL SERVICES	0.815	5.485	-	-	6.300
407.07	GWG:SHE	RELIGION & CULTURAL SERVICES	-	1.000	-	-	1.000
410.10	GWG:UML	RELIGION & CULTURAL SERVICES	-	0.394	-	-	0.394
413.04	GWG:KHO	RELIGION & CULTURAL SERVICES	-	1.980	-	-	1.980
411.09	GWG:G/SHIN	RELIGION & CULTURAL SERVICES	-	0.600	-	-	0.600
414.05	GWG:D/TSE	RELIGION & CULTURAL SERVICES	-	0.250	-	-	0.250

AU CODE	ADMINISTRATIVE UNIT	PROGRAMME	EXPENDITURE (Nu. in millions)				
			CURRENT	CAPITAL	LENDING	REPAY	TOTAL
415.05	GWG:KHAR	RELIGION & CULTURAL SERVICES	-	1.534	-	-	1.534
402.01	Haa	RELIGION & CULTURAL SERVICES	1.074	4.354	-	-	5.428
403.01	Paro	RELIGION & CULTURAL SERVICES	2.907	15.386	-	-	18.293
402.06	GWG:USE	RELIGION & CULTURAL SERVICES	-	0.276	-	-	0.276
404.05	GWG:CHEN	RELIGION & CULTURAL SERVICES	-	1.646	-	-	1.646
405.04	GWG:BAG	RELIGION & CULTURAL SERVICES	-	0.960	-	-	0.960
408.03	GWG:DAN	RELIGION & CULTURAL SERVICES	-	0.515	-	-	0.515
408.04	GWG:DAGA	RELIGION & CULTURAL SERVICES	-	0.300	-	-	0.300
411.07	GWG:S/KHAR	RELIGION & CULTURAL SERVICES	-	0.300	-	-	0.300
414.03	GWG:CHALI	RELIGION & CULTURAL SERVICES	-	0.300	-	-	0.300
415.03	GWG:CHHIM	RELIGION & CULTURAL SERVICES	-	0.683	-	-	0.683
404.11	GWG:TEN	RELIGION & CULTURAL SERVICES	-	0.058	-	-	0.058
408.09	GWG:NAHI	RELIGION & CULTURAL SERVICES	-	0.403	-	-	0.403
406.14	GWG:LKHA	RELIGION & CULTURAL SERVICES	-	0.654	-	-	0.654
408.16	GWG:THEDT	RELIGION & CULTURAL SERVICES	-	0.498	-	-	0.498
403.08	GWG:NAJ	RELIGION & CULTURAL SERVICES	-	0.640	-	-	0.640
406.05	GWG:GOSH	RELIGION & CULTURAL SERVICES	-	2.968	-	-	2.968
407.05	GWG:KAB	RELIGION & CULTURAL SERVICES	-	1.058	-	-	1.058
408.15	GWG:ATHANG	RELIGION & CULTURAL SERVICES	-	0.376	-	-	0.376
406.06	GWG:KANA	RELIGION & CULTURAL SERVICES	-	0.781	-	-	0.781
408.08	GWG:KAZHI	RELIGION & CULTURAL SERVICES	-	0.655	-	-	0.655
409.02	GWG:CHHOEK	RELIGION & CULTURAL SERVICES	-	0.100	-	-	0.100
418.01	T/phu	RELIGION & CULTURAL SERVICES	0.212	2.248	-	-	2.460
402.03	GWG:KSH	RELIGION & CULTURAL SERVICES	-	0.300	-	-	0.300

AU CODE	ADMINISTRATIVE UNIT	PROGRAMME	EXPENDITURE (Nu. in millions)				
			CURRENT	CAPITAL	LENDING	REPAY	TOTAL
405.08	GWG:MEG	RELIGION & CULTURAL SERVICES	-	0.066	-	-	0.066
407.09	GWG:TEO	RELIGION & CULTURAL SERVICES	-	0.670	-	-	0.670
411.05	GWG:NGANG	RELIGION & CULTURAL SERVICES	-	1.900	-	-	1.900
412.04	Langthel	RELIGION & CULTURAL SERVICES	-	0.630	-	-	0.630
407.04	GWG:GUMA	RELIGION & CULTURAL SERVICES	-	0.406	-	-	0.406
407.08	GWG:TALO	RELIGION & CULTURAL SERVICES	-	0.096	-	-	0.096
408.12	GWG:PHOBI	RELIGION & CULTURAL SERVICES	-	0.153	-	-	0.153
406.08	GWG:LAJA	RELIGION & CULTURAL SERVICES	-	0.380	-	-	0.380
412.05	Nubi	RELIGION & CULTURAL SERVICES	-	1.067	-	-	1.067
413.09	GWG:TGA	RELIGION & CULTURAL SERVICES	-	2.692	-	-	2.692
411.01	Zigang	RELIGION & CULTURAL SERVICES	1.107	5.232	-	-	6.340
412.01	T/gsa	RELIGION & CULTURAL SERVICES	0.924	18.914	-	-	19.839
401.03	GWG:BOG	RELIGION & CULTURAL SERVICES	-	0.423	-	-	0.423
402.02	GWG:BJE	RELIGION & CULTURAL SERVICES	-	0.400	-	-	0.400
406.07	GWG:KHEBI	RELIGION & CULTURAL SERVICES	-	0.274	-	-	0.274
408.02	GWG:BJE	RELIGION & CULTURAL SERVICES	0.020	0.225	-	-	0.245
413.05	GWG:KUR-GA	RELIGION & CULTURAL SERVICES	-	0.022	-	-	0.022
414.10	GWG:MONGGA	RELIGION & CULTURAL SERVICES	-	1.918	-	-	1.918
417.06	GWG:KLING	RELIGION & CULTURAL SERVICES	-	0.645	-	-	0.645
418.03	GWG:CHANG	RELIGION & CULTURAL SERVICES	-	1.267	-	-	1.267
416.07	GWG:LAURI	RELIGION & CULTURAL SERVICES	-	2.161	-	-	2.161
417.11	GWG:RADHI	RELIGION & CULTURAL SERVICES	-	0.625	-	-	0.625
419.02	GWG:KHAME	RELIGION & CULTURAL SERVICES	-	2.630	-	-	2.630
407.11	GWG:BAAP	RELIGION & CULTURAL SERVICES	-	0.987	-	-	0.987

AU CODE	ADMINISTRATIVE UNIT	PROGRAMME	EXPENDITURE (Nu. in millions)				
			CURRENT	CAPITAL	LENDING	REPAY	TOTAL
406.11	GWG:TKHA	RELIGION & CULTURAL SERVICES	-	0.778	-	-	0.778
408.05	GWG:GANG	RELIGION & CULTURAL SERVICES	-	0.687	-	-	0.687
411.08	GWG:TRONG	RELIGION & CULTURAL SERVICES	-	0.700	-	-	0.700
411.02	GWG:BARDO	RELIGION & CULTURAL SERVICES	-	0.700	-	-	0.700
414.08	GWG:JUR	RELIGION & CULTURAL SERVICES	-	2.030	-	-	2.030
414.15	GWG:TRONG	RELIGION & CULTURAL SERVICES	-	2.319	-	-	2.319
414.17	GWG:TMANG	RELIGION & CULTURAL SERVICES	-	0.800	-	-	0.800
417.10	GWG:PMEY	RELIGION & CULTURAL SERVICES	-	0.305	-	-	0.305
417.13	GWG:S/KHAR	RELIGION & CULTURAL SERVICES	-	4.343	-	-	4.343
419.04	GWG:LAYA	RELIGION & CULTURAL SERVICES	-	2.436	-	-	2.436
411.03	GWG:BJOKA	RELIGION & CULTURAL SERVICES	-	0.605	-	-	0.605
414.07	GWG:GONG	RELIGION & CULTURAL SERVICES	-	0.200	-	-	0.200
415.08	GWG:ZOB	RELIGION & CULTURAL SERVICES	-	2.884	-	-	2.884
420.04	GWG:K/DANG	RELIGION & CULTURAL SERVICES	-	2.000	-	-	2.000
413.02	GWG:GANG	RELIGION & CULTURAL SERVICES	-	1.996	-	-	1.996
417.03	GWG:PIDUNG	RELIGION & CULTURAL SERVICES	-	1.582	-	-	1.582
417.04	GWG:K/LUNG	RELIGION & CULTURAL SERVICES	-	5.070	-	-	5.070
414.12	GWG:SALENG	RELIGION & CULTURAL SERVICES	-	3.250	-	-	3.250
414.13	GWG:SHER	RELIGION & CULTURAL SERVICES	-	4.400	-	-	4.400
415.10	NORB GEWOG	RELIGION & CULTURAL SERVICES	-	1.937	-	-	1.937
420.09	GWG:YANGT	RELIGION & CULTURAL SERVICES	-	5.562	-	-	5.562
415.09	GWG:D/LING	RELIGION & CULTURAL SERVICES	-	0.626	-	-	0.626
417.15	GWG:TSHING	RELIGION & CULTURAL SERVICES	-	1.453	-	-	1.453
418.08	GWG:MEWANG	RELIGION & CULTURAL SERVICES	0.078	0.225	-	-	0.303

AU CODE	ADMINISTRATIVE UNIT	PROGRAMME	EXPENDITURE (Nu. in millions)				
			CURRENT	CAPITAL	LENDING	REPAY	TOTAL
418.05	GWG:GAYNEY	RELIGION & CULTURAL SERVICES	0.270	-	-	-	0.270
420.06	GWG:TOETS	RELIGION & CULTURAL SERVICES	-	3.342	-	-	3.342
412.03	Korphu	RELIGION & CULTURAL SERVICES	-	0.893	-	-	0.893
413.07	GWG:MINBI	RELIGION & CULTURAL SERVICES	-	1.479	-	-	1.479
415.07	GWG:YUR	RELIGION & CULTURAL SERVICES	-	2.464	-	-	2.464
417.09	GWG:YNEER	RELIGION & CULTURAL SERVICES	-	9.278	-	-	9.278
418.02	GWG:SOE	RELIGION & CULTURAL SERVICES	-	0.329	-	-	0.329
409.05	GWG:URA	RELIGION & CULTURAL SERVICES	-	0.450	-	-	0.450
410.03	GWG:CHUZ	RELIGION & CULTURAL SERVICES	-	0.210	-	-	0.210
411.06	GWG:PHANG	RELIGION & CULTURAL SERVICES	-	1.780	-	-	1.780
416.06	GWG:LPHU	RELIGION & CULTURAL SERVICES	-	1.250	-	-	1.250
417.07	GWG:LUMANG	RELIGION & CULTURAL SERVICES	-	3.738	-	-	3.738
401.11	MKG	RELIGION & CULTURAL SERVICES	-	0.348	-	-	0.348
414.02	GWG:BALAM	RELIGION & CULTURAL SERVICES	-	0.600	-	-	0.600
416.08	GWG:IMART	RELIGION & CULTURAL SERVICES	-	0.690	-	-	0.690
416.10	GWG:ORONG	RELIGION & CULTURAL SERVICES	-	0.050	-	-	0.050
417.12	GWG:SAKTEN	RELIGION & CULTURAL SERVICES	-	0.784	-	-	0.784
419.05	GWG:LUNANA	RELIGION & CULTURAL SERVICES	-	1.208	-	-	1.208
420.03	GWG:JKHAR	RELIGION & CULTURAL SERVICES	-	2.939	-	-	2.939
414.11	GWG:NGAT	RELIGION & CULTURAL SERVICES	-	2.523	-	-	2.523
415.11	GWG:NANONG	RELIGION & CULTURAL SERVICES	-	3.089	-	-	3.089
415.12	GWG:C/LING	RELIGION & CULTURAL SERVICES	-	1.107	-	-	1.107
417.05	GWG:K/PARA	RELIGION & CULTURAL SERVICES	-	0.350	-	-	0.350
418.07	GWG:L/SHI	RELIGION & CULTURAL SERVICES	-	0.694	-	-	0.694

AU CODE	ADMINISTRATIVE UNIT	PROGRAMME	EXPENDITURE (Nu. in millions)				
			CURRENT	CAPITAL	LENDING	REPAY	TOTAL
420.07	GWG:TSHANG	RELIGION & CULTURAL SERVICES	-	5,945	-	-	5,945
412.02	Drateng	RELIGION & CULTURAL SERVICES	-	1,212	-	-	1,212
413.08	GWG:METSHO	RELIGION & CULTURAL SERVICES	-	1,000	-	-	1,000
414.14	GWG:SILAM	RELIGION & CULTURAL SERVICES	-	0,400	-	-	0,400
415.02	GWG:CHONG	RELIGION & CULTURAL SERVICES	-	0,978	-	-	0,978
415.04	GWG:DUNG	RELIGION & CULTURAL SERVICES	-	2,061	-	-	2,061
417.14	GWG:SIPHU	RELIGION & CULTURAL SERVICES	-	1,775	-	-	1,775
419.03	GWG:KHATOE	RELIGION & CULTURAL SERVICES	-	0,511	-	-	0,511
407.10	GWG:ZOMI	RELIGION & CULTURAL SERVICES	-	0,238	-	-	0,238
420.08	GWG:YLLANG	RELIGION & CULTURAL SERVICES	-	6,400	-	-	6,400
414.18	GWG:NARANG	RELIGION & CULTURAL SERVICES	-	0,301	-	-	0,301
417.02	GWG:BAR	RELIGION & CULTURAL SERVICES	-	3,096	-	-	3,096
417.16	GWG:UZU	RELIGION & CULTURAL SERVICES	-	2,000	-	-	2,000
411.04	GWG:ANANG	RELIGION & CULTURAL SERVICES	-	0,558	-	-	0,558
414.06	GWG:D/PONG	RELIGION & CULTURAL SERVICES	-	1,320	-	-	1,320
416.12	GWG:SERTHI	RELIGION & CULTURAL SERVICES	-	1,352	-	-	1,352
416.05	GWG:W/PHU	RELIGION & CULTURAL SERVICES	-	0,135	-	-	0,135
417.08	GWG:MERAK	RELIGION & CULTURAL SERVICES	-	0,885	-	-	0,885
420.05	GWG:RAMJAR	RELIGION & CULTURAL SERVICES	-	0,400	-	-	0,400
401.10	GWG:LG	RELIGION & CULTURAL SERVICES	-	1,474	-	-	1,474
405.03	GWG:DUG	RELIGION & CULTURAL SERVICES	-	0,394	-	-	0,394
409.03	GWG:CHHUME	RELIGION & CULTURAL SERVICES	-	0,298	-	-	0,298
410.07	GWG:GELE	RELIGION & CULTURAL SERVICES	-	0,300	-	-	0,300
405.10	GWG:PGC	RELIGION & CULTURAL SERVICES	-	0,749	-	-	0,749

AU CODE	ADMINISTRATIVE UNIT	PROGRAMME	EXPENDITURE (Nu. in millions)				
			CURRENT	CAPITAL	LENDING	REPAY	TOTAL
412.06	Tangbi	RELIGION & CULTURAL SERVICES	-	1,549	-	-	1,549
414.09	GWG:K/KHAR	RELIGION & CULTURAL SERVICES	-	3,060	-	-	3,060
414.16	GWG:T/LING	RELIGION & CULTURAL SERVICES	-	1,750	-	-	1,750
415.06	GWG:SHUMER	RELIGION & CULTURAL SERVICES	-	2,671	-	-	2,671
420.02	GWG:B/LING	RELIGION & CULTURAL SERVICES	-	1,048	-	-	1,048
201.01	MHCA	RELIGION & CULTURAL SERVICES	74,988	119,827	-	-	194,815
		TOTAL RELIGION & CULTURAL SERVICES	538,104	631,033	-	-	1,169,136
RNR Services							-
204.01	MOAF	AGRICULTURE POLICY DIRECTION SERVICES	106,386	53,612	-	-	159,998
204.01	MOAF	AGRICULTURE MARKETING SERVICES	19,645	21,000	-	-	40,644
204.01	MOAF	RENEWABLE NATURAL RESOURCE RESEARCH SERVICES	13,717	5,950	-	-	19,667
401.01	C/kha	AGRICULTURE SERVICES	11,590	6,159	-	-	17,749
406.01	Dagana	AGRICULTURE SERVICES	6,392	6,776	-	-	13,169
402.01	Haa	AGRICULTURE SERVICES	4,639	21,525	-	-	26,164
414.01	M/igar	AGRICULTURE SERVICES	10,523	66,566	-	-	77,089
401.05	GWG:DAG	AGRICULTURE SERVICES	0,009	30,397	-	-	30,406
404.14	GWG:SAM	AGRICULTURE SERVICES	0,001	2,217	-	-	2,218
402.05	GWG:SAM	AGRICULTURE SERVICES	0,020	0,565	-	-	0,585
404.06	GWG:DEN	AGRICULTURE SERVICES	0,030	0,020	-	-	0,050
405.07	GWG:KIG	AGRICULTURE SERVICES	0,030	1,403	-	-	1,433
406.12	GWG:TEZA	AGRICULTURE SERVICES	-	8,070	-	-	8,070
408.06	GWG:GASEG	AGRICULTURE SERVICES	0,030	2,917	-	-	2,946
410.01	S/pang	AGRICULTURE SERVICES	7,181	16,886	-	-	24,068
401.07	GWG:LKG	AGRICULTURE SERVICES	-	5,328	-	-	5,328

AU CODE	ADMINISTRATIVE UNIT	PROGRAMME	EXPENDITURE (Nu. in millions)				
			CURRENT	CAPITAL	LENDING	REPAY	TOTAL
403.07	GWG:LUN	AGRICULTURE SERVICES	0.010	3.731	-	-	3.741
419.01	Gasa	AGRICULTURE SERVICES	2.328	2.837	-	-	5.165
420.01	T/Yangtse	AGRICULTURE SERVICES	5.426	56.339	-	-	61.765
401.08	GWG:DUG	AGRICULTURE SERVICES	-	10.802	-	-	10.802
402.07	GAKEYLING	AGRICULTURE SERVICES	-	1.158	-	-	1.158
404.08	GWG:DUM	AGRICULTURE SERVICES	0.030	0.020	-	-	0.050
405.05	GWG:GOG	AGRICULTURE SERVICES	0.005	3.800	-	-	3.805
406.10	GWG:T/GANG	AGRICULTURE SERVICES	-	12.148	-	-	12.148
408.04	GWG:DAGA	AGRICULTURE SERVICES	-	2.861	-	-	2.861
404.01	S/tse	AGRICULTURE SERVICES	8.150	13.292	-	-	21.442
417.01	T/gang	AGRICULTURE SERVICES	11.407	24.617	-	-	36.023
418.01	T/phu	AGRICULTURE SERVICES	5.585	12.060	-	-	17.645
405.01	T/rang	AGRICULTURE SERVICES	6.146	4.528	-	-	10.674
415.01	P/Gatshel	AGRICULTURE SERVICES	7.043	131.328	-	-	138.371
401.09	GWG:GLG	AGRICULTURE SERVICES	-	2.838	-	-	2.838
407.01	P/kha	AGRICULTURE SERVICES	7.340	14.624	-	-	21.964
408.01	W/du	AGRICULTURE SERVICES	7.762	21.184	-	-	28.946
409.01	B/thang	AGRICULTURE SERVICES	4.637	3.562	-	-	8.199
401.04	GWG:CHG	AGRICULTURE SERVICES	-	4.396	-	-	4.396
404.15	GWG:SIP	AGRICULTURE SERVICES	0.014	3.186	-	-	3.200
404.16	GWG:TAD	AGRICULTURE SERVICES	0.006	0.040	-	-	0.046
401.02	GWG:SPS	AGRICULTURE SERVICES	-	3.517	-	-	3.517
403.02	GWG:DOB	AGRICULTURE SERVICES	-	0.911	-	-	0.911
404.03	GWG:BIRU	AGRICULTURE SERVICES	0.010	4.617	-	-	4.627

AU CODE	ADMINISTRATIVE UNIT	PROGRAMME	EXPENDITURE (Nu. in millions)				
			CURRENT	CAPITAL	LENDING	REPAY	TOTAL
402.04	GWG:SBY	AGRICULTURE SERVICES	0.034	0.040	-	-	0.074
403.04	GWG:DOT	AGRICULTURE SERVICES	-	7.330	-	-	7.330
403.11	GWG:WAN	AGRICULTURE SERVICES	0.012	6.072	-	-	6.084
406.09	GWG:T/DING	AGRICULTURE SERVICES	-	3.594	-	-	3.594
403.03	GWG:DOG	AGRICULTURE SERVICES	0.010	2.280	-	-	2.290
404.02	GWG:BARA	AGRICULTURE SERVICES	0.019	0.178	-	-	0.197
405.11	GWG:SHG	AGRICULTURE SERVICES	0.010	0.369	-	-	0.379
406.08	GWG:LAJA	AGRICULTURE SERVICES	0.004	0.295	-	-	0.299
401.06	GWG:GTG	AGRICULTURE SERVICES	-	1.265	-	-	1.265
403.06	GWG:LAN	AGRICULTURE SERVICES	0.010	0.285	-	-	0.295
403.09	GWG:SHA	AGRICULTURE SERVICES	0.010	3.120	-	-	3.130
404.13	GWG:PUG	AGRICULTURE SERVICES	0.016	2.380	-	-	2.396
403.05	GWG:HOR	AGRICULTURE SERVICES	0.010	1.115	-	-	1.125
403.10	GWG:TSE	AGRICULTURE SERVICES	0.010	3.255	-	-	3.265
404.04	GWG:CHAR	AGRICULTURE SERVICES	0.013	0.159	-	-	0.172
405.09	GWG:PAT	AGRICULTURE SERVICES	0.015	0.548	-	-	0.563
413.01	L/ise	AGRICULTURE SERVICES	5.318	5.033	-	-	10.351
416.01	S/Jongkhar	AGRICULTURE SERVICES	5.317	30.494	-	-	35.811
406.03	GWG:DRU	AGRICULTURE SERVICES	-	19.661	-	-	19.661
406.04	GWG:GESAR	AGRICULTURE SERVICES	-	8.212	-	-	8.212
407.07	GWG:SHE	AGRICULTURE SERVICES	-	0.893	-	-	0.893
410.10	GWG:UML	AGRICULTURE SERVICES	0.010	1.664	-	-	1.673
413.04	GWG:KHO	AGRICULTURE SERVICES	-	6.388	-	-	6.388
413.05	GWG:KUR-GA	AGRICULTURE SERVICES	-	23.701	-	-	23.701

AU CODE	ADMINISTRATIVE UNIT	PROGRAMME	EXPENDITURE (Nu. in millions)				
			CURRENT	CAPITAL	LENDING	REPAY	TOTAL
410.04	GWG:DG	AGRICULTURE SERVICES	0.058	4.904	-	-	4.962
411.09	GWG:G/SHIN	AGRICULTURE SERVICES	1.700	2.756	-	-	4.456
414.05	GWG:D/TSE	AGRICULTURE SERVICES	-	8.115	-	-	8.115
416.07	GWG:LAURI	AGRICULTURE SERVICES	-	0.052	-	-	0.052
403.01	Paro	AGRICULTURE SERVICES	8.614	25.468	-	-	34.082
402.06	GWG:USE	AGRICULTURE SERVICES	0.020	1.420	-	-	1.440
404.05	GWG:CHEN	AGRICULTURE SERVICES	0.011	3.230	-	-	3.241
405.02	GWG:BEG	AGRICULTURE SERVICES	0.010	14.890	-	-	14.900
405.04	GWG:BAG	AGRICULTURE SERVICES	0.010	3.600	-	-	3.610
408.03	GWG:DAN	AGRICULTURE SERVICES	-	1.564	-	-	1.564
410.02	GWG:SAMT	AGRICULTURE SERVICES	0.018	1.831	-	-	1.849
411.07	GWG:S/KHAR	AGRICULTURE SERVICES	-	1.011	-	-	1.011
414.03	GWG:CHALI	AGRICULTURE SERVICES	-	1.407	-	-	1.407
415.03	GWG:CHHIM	AGRICULTURE SERVICES	-	0.093	-	-	0.093
417.13	GWG:S/KHAR	AGRICULTURE SERVICES	0.010	11.984	-	-	11.994
404.11	GWG:TEN	AGRICULTURE SERVICES	0.017	0.304	-	-	0.321
406.14	GWG:LKHA	AGRICULTURE SERVICES	0.050	-	-	-	0.050
408.09	GWG:NAHI	AGRICULTURE SERVICES	-	2.844	-	-	2.844
408.16	GWG:THEDT	AGRICULTURE SERVICES	-	0.808	-	-	0.808
403.08	GWG:NAJ	AGRICULTURE SERVICES	0.010	3.498	-	-	3.508
406.05	GWG:GOSH	AGRICULTURE SERVICES	-	5.042	-	-	5.042
407.05	GWG:KAB	AGRICULTURE SERVICES	-	5.789	-	-	5.789
407.06	GWG:LING	AGRICULTURE SERVICES	0.025	3.714	-	-	3.739
410.06	GWG:TTHANG	AGRICULTURE SERVICES	0.005	0.020	-	-	0.025

AU CODE	ADMINISTRATIVE UNIT	PROGRAMME	EXPENDITURE (Nu. in millions)				
			CURRENT	CAPITAL	LENDING	REPAY	TOTAL
413.02	GWG:GANG	AGRICULTURE SERVICES	-	6.452	-	-	6.452
406.02	GWG:DOR	AGRICULTURE SERVICES	-	0.052	-	-	0.052
408.14	GWG:SEPHU	AGRICULTURE SERVICES	0.030	1.549	-	-	1.579
408.15	GWG:ATHANG	AGRICULTURE SERVICES	0.220	0.700	-	-	0.920
410.13	GWG:SERZ	AGRICULTURE SERVICES	0.020	6.258	-	-	6.278
405.13	GWG:TGR	AGRICULTURE SERVICES	-	0.128	-	-	0.128
406.06	GWG:KANA	AGRICULTURE SERVICES	-	26.866	-	-	26.866
408.08	GWG:KAZHI	AGRICULTURE SERVICES	-	2.786	-	-	2.786
409.02	GWG:CHHOEK	AGRICULTURE SERVICES	-	4.600	-	-	4.600
412.03	Korphu	AGRICULTURE SERVICES	-	7.171	-	-	7.171
402.03	GWG:KSH	AGRICULTURE SERVICES	0.020	1.417	-	-	1.437
404.07	GWG:DOR	AGRICULTURE SERVICES	0.010	5.026	-	-	5.036
405.06	GWG:RAG	AGRICULTURE SERVICES	-	7.328	-	-	7.328
405.08	GWG:MEG	AGRICULTURE SERVICES	0.033	1.080	-	-	1.113
407.02	GWG:CHHU	AGRICULTURE SERVICES	-	3.781	-	-	3.781
407.09	GWG:TEO	AGRICULTURE SERVICES	-	10.434	-	-	10.434
411.05	GWG:NGANG	AGRICULTURE SERVICES	-	0.343	-	-	0.343
412.04	Langthel	AGRICULTURE SERVICES	-	5.546	-	-	5.546
407.04	GWG:GUMA	AGRICULTURE SERVICES	-	5.942	-	-	5.942
407.08	GWG:TALO	AGRICULTURE SERVICES	-	3.179	-	-	3.179
408.12	GWG:PHOBI	AGRICULTURE SERVICES	-	1.399	-	-	1.399
408.13	GWG:RUEP	AGRICULTURE SERVICES	-	3.952	-	-	3.952
408.10	GWG:NYISHO	AGRICULTURE SERVICES	-	1.278	-	-	1.278
409.04	GWG:TANG	AGRICULTURE SERVICES	-	1.843	-	-	1.843

AU CODE	ADMINISTRATIVE UNIT	PROGRAMME	EXPENDITURE (Nu. in millions)				
			CURRENT	CAPITAL	LENDING	REPAY	TOTAL
412.05	Nubi	AGRICULTURE SERVICES	0.017	2.923	-	-	2.940
413.09	GWG:TGA	AGRICULTURE SERVICES	0.010	12.266	-	-	12.276
411.01	Zigang	AGRICULTURE SERVICES	5.802	34.127	-	-	39.929
412.01	T/gsa	AGRICULTURE SERVICES	4.211	5.427	-	-	9.638
401.03	GWG:BOG	AGRICULTURE SERVICES	1.670	13.051	-	-	14.721
402.02	GWG:BJE	AGRICULTURE SERVICES	0.020	2.589	-	-	2.609
404.10	GWG:LHA	AGRICULTURE SERVICES	0.020	3.632	-	-	3.652
405.12	GWG:TSG	AGRICULTURE SERVICES	0.012	2.236	-	-	2.248
406.07	GWG:KHEBI	AGRICULTURE SERVICES	-	7.747	-	-	7.747
408.02	GWG:BJE	AGRICULTURE SERVICES	0.010	1.377	-	-	1.387
414.10	GWG:MONGGA	AGRICULTURE SERVICES	-	6.747	-	-	6.747
417.06	GWG:K/LING	AGRICULTURE SERVICES	0.020	42.861	-	-	42.881
418.03	GWG:CHANG	AGRICULTURE SERVICES	0.023	1.260	-	-	1.283
418.04	GWG:DAGALA	AGRICULTURE SERVICES	0.020	0.304	-	-	0.324
417.11	GWG:RADHI	AGRICULTURE SERVICES	0.243	8.385	-	-	8.629
419.02	GWG:KHAME	AGRICULTURE SERVICES	-	0.658	-	-	0.658
407.11	GWG: BAAP	AGRICULTURE SERVICES	-	0.906	-	-	0.906
406.11	GWG:TKHA	AGRICULTURE SERVICES	-	0.837	-	-	0.837
406.13	GWG:DEO	AGRICULTURE SERVICES	-	1.546	-	-	1.546
408.05	GWG:GANG	AGRICULTURE SERVICES	-	0.410	-	-	0.410
410.05	GWG:DOE	AGRICULTURE SERVICES	0.020	0.020	-	-	0.040
411.08	GWG:TRONG	AGRICULTURE SERVICES	-	6.448	-	-	6.448
410.08	GWG:HG	AGRICULTURE SERVICES	0.014	1.060	-	-	1.074
411.02	GWG:BARDO	AGRICULTURE SERVICES	1.492	3.676	-	-	5.168

AU CODE	ADMINISTRATIVE UNIT	PROGRAMME	EXPENDITURE (Nu. in millions)				
			CURRENT	CAPITAL	LENDING	REPAY	TOTAL
414.08	GWG:JUR	AGRICULTURE SERVICES	-	0.041	-	-	0.041
414.15	GWG:T/RONG	AGRICULTURE SERVICES	-	6.058	-	-	6.058
414.17	GWG:T/MANG	AGRICULTURE SERVICES	-	1.286	-	-	1.286
417.10	GWG:P/MEY	AGRICULTURE SERVICES	0.010	8.570	-	-	8.580
419.04	GWG:LAYA	AGRICULTURE SERVICES	-	0.030	-	-	0.030
411.03	GWG:BJOKA	AGRICULTURE SERVICES	-	0.150	-	-	0.150
414.07	GWG:GONG	AGRICULTURE SERVICES	-	4.730	-	-	4.730
415.08	GWG:ZOB	AGRICULTURE SERVICES	-	20.447	-	-	20.447
420.04	GWG:K/DANG	AGRICULTURE SERVICES	-	13.035	-	-	13.035
413.03	GWG:JAREY	AGRICULTURE SERVICES	0.026	18.796	-	-	18.822
416.02	GWG:PTHANG	AGRICULTURE SERVICES	-	2.931	-	-	2.931
417.03	GWG:BDUNG	AGRICULTURE SERVICES	0.010	10.284	-	-	10.294
417.04	GWG:K/LUNG	AGRICULTURE SERVICES	0.010	15.501	-	-	15.511
414.12	GWG:SALENG	AGRICULTURE SERVICES	0.006	11.953	-	-	11.959
414.13	GWG:SHER	AGRICULTURE SERVICES	-	15.798	-	-	15.798
415.10	NORB GEWOG	AGRICULTURE SERVICES	-	0.036	-	-	0.036
418.05	GWG:GAYNEY	AGRICULTURE SERVICES	0.010	6.873	-	-	6.883
420.09	GWG:YANGT	AGRICULTURE SERVICES	-	0.700	-	-	0.700
415.09	GWG:D/LING	AGRICULTURE SERVICES	-	0.050	-	-	0.050
416.03	GWG:PTHANG	AGRICULTURE SERVICES	-	3.138	-	-	3.138
417.15	GWG:TSHING	AGRICULTURE SERVICES	1.263	2.958	-	-	4.221
418.08	GWG:MEWANG	AGRICULTURE SERVICES	0.025	0.908	-	-	0.933
204.01	MOAF	AGRICULTURE SERVICES	246.038	192.807	-	-	438.845
418.06	GWG:KAWANG	AGRICULTURE SERVICES	0.010	0.203	-	-	0.213

AU CODE	ADMINISTRATIVE UNIT	PROGRAMME	EXPENDITURE (Nu. in millions)				
			CURRENT	CAPITAL	LENDING	REPAY	TOTAL
420.06	GWG:TOETS	AGRICULTURE SERVICES	-	0.350	-	-	0.350
413.07	GWG:MINBI	AGRICULTURE SERVICES	-	2.787	-	-	2.787
416.04	GWG:GOMDAR	AGRICULTURE SERVICES	-	8.512	-	-	8.512
417.09	GWG:YNEER	AGRICULTURE SERVICES	0.010	3.645	-	-	3.655
418.02	GWG:SOE	AGRICULTURE SERVICES	0.006	0.106	-	-	0.112
408.07	GWG:GASEW	AGRICULTURE SERVICES	0.010	0.629	-	-	0.639
409.05	GWG:URA	AGRICULTURE SERVICES	0.010	1.528	-	-	1.538
410.03	GWG:CHUZ	AGRICULTURE SERVICES	0.017	2.630	-	-	2.646
411.06	GWG:PHANG	AGRICULTURE SERVICES	-	0.150	-	-	0.150
413.06	GWG:MINJAY	AGRICULTURE SERVICES	-	3.586	-	-	3.586
416.06	GWG:PHU	AGRICULTURE SERVICES	0.016	6.598	-	-	6.614
416.09	GWG:DEO	AGRICULTURE SERVICES	0.016	3.203	-	-	3.219
417.07	GWG:LUMANG	AGRICULTURE SERVICES	1.833	58.388	-	-	60.221
401.11	MKG	AGRICULTURE SERVICES	-	0.545	-	-	0.545
414.02	GWG:BALAM	AGRICULTURE SERVICES	-	5.067	-	-	5.067
416.08	GWG:MART	AGRICULTURE SERVICES	-	2.877	-	-	2.877
416.10	GWG:ORONG	AGRICULTURE SERVICES	-	8.432	-	-	8.432
417.12	GWG:SAKTEN	AGRICULTURE SERVICES	-	0.100	-	-	0.100
419.05	GWG:LUNANA	AGRICULTURE SERVICES	-	0.060	-	-	0.060
420.03	GWG:JKHAR	AGRICULTURE SERVICES	-	24.183	-	-	24.183
407.12	GWG:TOEP	AGRICULTURE SERVICES	-	7.558	-	-	7.558
410.11	GWG:SINGHI	AGRICULTURE SERVICES	0.010	1.619	-	-	1.629
414.11	GWG:NGAT	AGRICULTURE SERVICES	-	2.503	-	-	2.503
415.12	GWG:C/LING	AGRICULTURE SERVICES	-	0.197	-	-	0.197

AU CODE	ADMINISTRATIVE UNIT	PROGRAMME	EXPENDITURE (Nu. in millions)				
			CURRENT	CAPITAL	LENDING	REPAY	TOTAL
417.05	GWG:K/PARA	AGRICULTURE SERVICES	-	0.334	-	-	0.334
418.07	GWG:L/SHI	AGRICULTURE SERVICES	0.020	0.030	-	-	0.050
420.07	GWG:TSHANG	AGRICULTURE SERVICES	0.030	1.642	-	-	1.672
410.09	GWG:JIG	AGRICULTURE SERVICES	0.050	3.840	-	-	3.890
412.02	Drateng	AGRICULTURE SERVICES	-	0.581	-	-	0.581
412.06	Tangbi	AGRICULTURE SERVICES	-	2.189	-	-	2.189
413.08	GWG:METSHO	AGRICULTURE SERVICES	0.198	28.497	-	-	28.695
414.14	GWG:SILAM	AGRICULTURE SERVICES	-	0.190	-	-	0.190
414.04	GWG:CHAS	AGRICULTURE SERVICES	-	11.874	-	-	11.874
415.02	GWG:CHONG	AGRICULTURE SERVICES	-	0.050	-	-	0.050
415.04	GWG:DUNG	AGRICULTURE SERVICES	-	0.050	-	-	0.050
417.14	GWG:S/PHU	AGRICULTURE SERVICES	0.010	7.099	-	-	7.109
404.09	GWG:GHU	AGRICULTURE SERVICES	0.024	0.324	-	-	0.348
406.15	GWG:NICHU	AGRICULTURE SERVICES	0.019	0.045	-	-	0.064
407.03	GWG:GOEN	AGRICULTURE SERVICES	-	0.043	-	-	0.043
407.10	GWG:ZOMI	AGRICULTURE SERVICES	-	2.057	-	-	2.057
420.08	GWG:YLLANG	AGRICULTURE SERVICES	0.017	1.268	-	-	1.285
414.18	GWG:NARANG	AGRICULTURE SERVICES	-	8.813	-	-	8.813
417.02	GWG:BAR	AGRICULTURE SERVICES	0.010	1.825	-	-	1.835
417.16	GWG:UZU	AGRICULTURE SERVICES	-	17.497	-	-	17.497
419.03	GWG:KHATOE	AGRICULTURE SERVICES	-	0.130	-	-	0.130
401.12	PLG	AGRICULTURE SERVICES	1.192	6.391	-	-	7.583
410.12	GWG:SAR	AGRICULTURE SERVICES	0.008	4.127	-	-	4.135
411.04	GWG:ANANG	AGRICULTURE SERVICES	0.449	4.170	-	-	4.619

AU CODE	ADMINISTRATIVE UNIT	PROGRAMME	EXPENDITURE (Nu. in millions)				
			CURRENT	CAPITAL	LENDING	REPAY	TOTAL
414.06	GWG:D/PONG	AGRICULTURE SERVICES	-	4,277	-	-	4,277
416.05	GWG:W/PHU	AGRICULTURE SERVICES	-	5,996	-	-	5,996
420.05	GWG:RAMJAR	AGRICULTURE SERVICES	-	8,923	-	-	8,923
401.10	GWG:LGG	AGRICULTURE SERVICES	1,856	16,494	-	-	18,350
404.12	GWG:NAINI	AGRICULTURE SERVICES	0,029	1,441	-	-	1,470
405.03	GWG:DUG	AGRICULTURE SERVICES	0,015	7,339	-	-	7,354
405.10	GWG:PGC	AGRICULTURE SERVICES	0,005	2,810	-	-	2,815
408.11	GWG:PHANG	AGRICULTURE SERVICES	-	1,728	-	-	1,728
409.03	GWG:CHUME	AGRICULTURE SERVICES	0,002	6,257	-	-	6,259
410.07	GWG:GELE	AGRICULTURE SERVICES	0,030	2,881	-	-	2,911
414.09	GWG:K/KHAR	AGRICULTURE SERVICES	-	0,050	-	-	0,050
414.16	GWG:TILING	AGRICULTURE SERVICES	-	13,123	-	-	13,123
415.06	GWG:SHUMER	AGRICULTURE SERVICES	0,010	0,156	-	-	0,166
418.09	GWG:NARO	AGRICULTURE SERVICES	-	0,015	-	-	0,015
420.02	GWG:B/LING	AGRICULTURE SERVICES	-	2,530	-	-	2,530
			534.716	1,749,680	-	-	,284,396
Livestock Services							
401.01	Ci/kha	LIVESTOCK SERVICES	7,747	2,820	-	-	10,568
406.01	Dagana	LIVESTOCK SERVICES	6,720	21,273	-	-	27,993
402.01	Haa	LIVESTOCK SERVICES	6,467	1,810	-	-	8,277
414.01	M/gar	LIVESTOCK SERVICES	9,958	2,337	-	-	12,295
401.05	GWG:DAG	LIVESTOCK SERVICES	0,030	0,116	-	-	0,146
404.14	GWG:SAM	LIVESTOCK SERVICES	0,010	0,165	-	-	0,175
402.05	GWG:SAM	LIVESTOCK SERVICES	-	0,206	-	-	0,206

AU CODE	ADMINISTRATIVE UNIT	PROGRAMME	EXPENDITURE (Nu. in millions)				
			CURRENT	CAPITAL	LENDING	REPAY	TOTAL
404.06	GWG:DEN	LIVESTOCK SERVICES	0.010	0.189	-	-	0.199
405.07	GWG:KIG	LIVESTOCK SERVICES	-	0.205	-	-	0.205
406.12	GWG:TEZA	LIVESTOCK SERVICES	-	0.048	-	-	0.048
408.06	GWG:GASEG	LIVESTOCK SERVICES	-	0.020	-	-	0.020
410.01	S/pang	LIVESTOCK SERVICES	11.017	0.273	-	-	11.290
401.07	GWG:LKG	LIVESTOCK SERVICES	0.010	0.532	-	-	0.542
403.07	GWG:LUN	LIVESTOCK SERVICES	0.010	0.015	-	-	0.025
419.01	Gasa	LIVESTOCK SERVICES	2.573	0.371	-	-	2.944
420.01	T/Yangtse	LIVESTOCK SERVICES	5.866	7.678	-	-	13.544
402.07	GAKEYLING	LIVESTOCK SERVICES	0.066	0.145	-	-	0.211
404.08	GWG:DUM	LIVESTOCK SERVICES	0.330	0.463	-	-	0.793
405.05	GWG:GOG	LIVESTOCK SERVICES	-	0.060	-	-	0.060
408.04	GWG:DAGA	LIVESTOCK SERVICES	-	0.114	-	-	0.114
404.01	S/tse	LIVESTOCK SERVICES	13.912	3.374	-	-	17.285
417.01	T/gang	LIVESTOCK SERVICES	10.770	45.114	-	-	55.884
418.01	T/phu	LIVESTOCK SERVICES	7.809	7.152	-	-	14.961
405.01	T/rang	LIVESTOCK SERVICES	8.188	1.343	-	-	9.531
415.01	P/Gatshel	LIVESTOCK SERVICES	7.801	11.778	-	-	19.579
401.09	GWG:GLG	LIVESTOCK SERVICES	-	0.010	-	-	0.010
407.01	P/kha	LIVESTOCK SERVICES	7.485	11.667	-	-	19.152
408.01	W/du	LIVESTOCK SERVICES	10.178	3.761	-	-	13.939
409.01	B/thang	LIVESTOCK SERVICES	5.765	3.366	-	-	9.130
401.04	GWG:CHG	LIVESTOCK SERVICES	-	0.012	-	-	0.012
404.15	GWG:SIP	LIVESTOCK SERVICES	0.014	0.864	-	-	0.878

AU CODE	ADMINISTRATIVE UNIT	PROGRAMME	EXPENDITURE (Nu. in millions)				
			CURRENT	CAPITAL	LENDING	REPAY	TOTAL
404.16	GWG:TAD	LIVESTOCK SERVICES	0.009	0.183	-	-	0.193
401.02	GWG:SPS	LIVESTOCK SERVICES	0.023	0.243	-	-	0.266
403.02	GWG:DOB	LIVESTOCK SERVICES	0.020	0.097	-	-	0.117
404.03	GWG:BIRU	LIVESTOCK SERVICES	0.010	0.030	-	-	0.040
404.11	GWG:TEN	LIVESTOCK SERVICES	0.008	0.494	-	-	0.502
402.04	GWG:SBY	LIVESTOCK SERVICES	-	0.140	-	-	0.140
403.04	GWG:DOT	LIVESTOCK SERVICES	0.020	0.120	-	-	0.140
403.11	GWG:WAN	LIVESTOCK SERVICES	0.015	0.012	-	-	0.027
403.03	GWG:DOG	LIVESTOCK SERVICES	0.016	0.097	-	-	0.113
404.02	GWG:BARA	LIVESTOCK SERVICES	0.020	0.638	-	-	0.658
405.11	GWG:SHG	LIVESTOCK SERVICES	0.011	0.040	-	-	0.051
401.06	GWG:GTG	LIVESTOCK SERVICES	-	0.022	-	-	0.022
403.06	GWG:LAN	LIVESTOCK SERVICES	0.010	0.015	-	-	0.025
403.09	GWG:SHA	LIVESTOCK SERVICES	0.015	0.020	-	-	0.035
403.05	GWG:HOR	LIVESTOCK SERVICES	0.010	0.015	-	-	0.025
403.10	GWG:TSE	LIVESTOCK SERVICES	0.010	0.090	-	-	0.100
404.04	GWG:CHAR	LIVESTOCK SERVICES	-	0.579	-	-	0.579
405.09	GWG:PAT	LIVESTOCK SERVICES	0.015	0.025	-	-	0.040
413.01	Ltse	LIVESTOCK SERVICES	4.983	11.909	-	-	16.891
416.01	S/Jongkhar	LIVESTOCK SERVICES	8.012	7.251	-	-	15.263
406.04	GWG:GESAR	LIVESTOCK SERVICES	-	0.042	-	-	0.042
407.07	GWG:SHE	LIVESTOCK SERVICES	-	0.050	-	-	0.050
410.10	GWG:UML	LIVESTOCK SERVICES	0.010	0.052	-	-	0.062
413.05	GWG:KUR-GA	LIVESTOCK SERVICES	0.011	0.313	-	-	0.324

AU CODE	ADMINISTRATIVE UNIT	PROGRAMME	EXPENDITURE (Nu. in millions)				
			CURRENT	CAPITAL	LENDING	REPAY	TOTAL
410.04	GWG:DG	LIVESTOCK SERVICES	0.010	0.286	-	-	0.296
411.09	GWG:G/SHIN	LIVESTOCK SERVICES	-	0.183	-	-	0.183
414.05	GWG:D/TSE	LIVESTOCK SERVICES	-	0.127	-	-	0.127
416.07	GWG:LAURI	LIVESTOCK SERVICES	-	0.860	-	-	0.860
403.01	Paro	LIVESTOCK SERVICES	8.939	3.387	-	-	12.326
402.06	GWG:USE	LIVESTOCK SERVICES	-	0.154	-	-	0.154
404.05	GWG:CHEN	LIVESTOCK SERVICES	-	0.183	-	-	0.183
401.08	GWG:DUG	LIVESTOCK SERVICES	0.012	0.038	-	-	0.050
405.02	GWG:BEG	LIVESTOCK SERVICES	0.015	0.028	-	-	0.044
405.04	GWG:BAG	LIVESTOCK SERVICES	0.010	-	-	-	0.010
408.03	GWG:DAN	LIVESTOCK SERVICES	-	0.095	-	-	0.095
410.02	GWG:SAMT	LIVESTOCK SERVICES	0.008	0.118	-	-	0.126
417.13	GWG:SIKHAR	LIVESTOCK SERVICES	-	1.283	-	-	1.283
406.14	GWG:LKHA	LIVESTOCK SERVICES	-	0.149	-	-	0.149
408.09	GWG:NAHI	LIVESTOCK SERVICES	-	0.086	-	-	0.086
408.16	GWG:THEDT	LIVESTOCK SERVICES	-	0.294	-	-	0.294
403.08	GWG:NAJ	LIVESTOCK SERVICES	0.010	0.115	-	-	0.125
407.05	GWG:KAB	LIVESTOCK SERVICES	-	0.065	-	-	0.065
407.06	GWG:LING	LIVESTOCK SERVICES	-	0.135	-	-	0.135
410.06	GWG:TTHANG	LIVESTOCK SERVICES	-	0.062	-	-	0.062
413.02	GWG:GANG	LIVESTOCK SERVICES	-	0.020	-	-	0.020
406.02	GWG:DOR	LIVESTOCK SERVICES	-	0.006	-	-	0.006
408.14	GWG:SEPHU	LIVESTOCK SERVICES	0.020	0.160	-	-	0.180
408.15	GWG:ATHANG	LIVESTOCK SERVICES	-	0.091	-	-	0.091

AU CODE	ADMINISTRATIVE UNIT	PROGRAMME	EXPENDITURE (Nu. in millions)				
			CURRENT	CAPITAL	LENDING	REPAY	TOTAL
410.13	GWG:SERZ	LIVESTOCK SERVICES	0.010	0.015	-	-	0.025
405.13	GWG:TGR	LIVESTOCK SERVICES	0.012	0.405	-	-	0.418
406.06	GWG:KANA	LIVESTOCK SERVICES	-	0.017	-	-	0.017
408.08	GWG:KAZHI	LIVESTOCK SERVICES	-	0.067	-	-	0.067
409.02	GWG:CHHOEK	LIVESTOCK SERVICES	0.020	0.429	-	-	0.449
402.03	GWG:KSH	LIVESTOCK SERVICES	-	0.070	-	-	0.070
404.07	GWG:DOR	LIVESTOCK SERVICES	0.010	0.060	-	-	0.070
405.06	GWG:RAG	LIVESTOCK SERVICES	-	0.025	-	-	0.025
407.02	GWG:CHHU	LIVESTOCK SERVICES	-	0.130	-	-	0.130
407.09	GWG:TEO	LIVESTOCK SERVICES	-	0.025	-	-	0.025
411.05	GWG:NGANG	LIVESTOCK SERVICES	-	0.089	-	-	0.089
412.04	Langthel	LIVESTOCK SERVICES	0.010	-	-	-	0.010
404.13	GWG:PUG	LIVESTOCK SERVICES	-	0.609	-	-	0.609
407.04	GWG:GUMA	LIVESTOCK SERVICES	-	0.145	-	-	0.145
407.08	GWG:TALO	LIVESTOCK SERVICES	-	0.165	-	-	0.165
408.12	GWG:PHOBI	LIVESTOCK SERVICES	0.020	0.023	-	-	0.043
408.13	GWG:RUJEP	LIVESTOCK SERVICES	0.030	0.067	-	-	0.097
406.08	GWG:LAJA	LIVESTOCK SERVICES	-	0.020	-	-	0.020
408.10	GWG:NYISHO	LIVESTOCK SERVICES	0.007	0.035	-	-	0.042
409.04	GWG:TANG	LIVESTOCK SERVICES	0.020	0.050	-	-	0.070
412.05	Nubi	LIVESTOCK SERVICES	-	0.049	-	-	0.049
413.09	GWG:TGA	LIVESTOCK SERVICES	0.006	0.100	-	-	0.106
411.01	Z/gang	LIVESTOCK SERVICES	6.105	2.514	-	-	8.619
412.01	T/gsa	LIVESTOCK SERVICES	5.438	2.665	-	-	8.103

AU CODE	ADMINISTRATIVE UNIT	PROGRAMME	EXPENDITURE (Nu. in millions)				
			CURRENT	CAPITAL	LENDING	REPAY	TOTAL
401.03	GWG:BOG	LIVESTOCK SERVICES	0.028	0.103	-	-	0.131
402.02	GWG:BJE	LIVESTOCK SERVICES	-	0.158	-	-	0.158
404.10	GWG:LHA	LIVESTOCK SERVICES	0.020	0.010	-	-	0.030
405.12	GWG:TSG	LIVESTOCK SERVICES	0.015	-	-	-	0.015
408.02	GWG:BJE	LIVESTOCK SERVICES	0.005	0.038	-	-	0.043
410.09	GWG:JIG	LIVESTOCK SERVICES	0.030	0.085	-	-	0.115
414.10	GWG:MONGGA	LIVESTOCK SERVICES	-	0.089	-	-	0.089
417.06	GWG:KILING	LIVESTOCK SERVICES	-	0.747	-	-	0.747
418.03	GWG:CHANG	LIVESTOCK SERVICES	0.036	0.564	-	-	0.600
418.04	GWG:DAGALA	LIVESTOCK SERVICES	0.020	1.059	-	-	1.079
417.11	GWG:RADHI	LIVESTOCK SERVICES	-	0.496	-	-	0.496
419.02	GWG:KHAME	LIVESTOCK SERVICES	0.021	0.070	-	-	0.091
407.11	GWG:BAAP	LIVESTOCK SERVICES	-	0.065	-	-	0.065
408.05	GWG:GANG	LIVESTOCK SERVICES	-	0.029	-	-	0.029
410.05	GWG:DOE	LIVESTOCK SERVICES	0.020	0.020	-	-	0.040
410.08	GWG:HG	LIVESTOCK SERVICES	0.010	0.025	-	-	0.035
414.15	GWG:T/RONG	LIVESTOCK SERVICES	-	0.210	-	-	0.210
419.04	GWG:LAYA	LIVESTOCK SERVICES	-	0.046	-	-	0.046
411.03	GWG:BJOKA	LIVESTOCK SERVICES	-	0.088	-	-	0.088
420.04	GWG:K/DANG	LIVESTOCK SERVICES	-	0.050	-	-	0.050
413.03	GWG:JAREY	LIVESTOCK SERVICES	-	0.063	-	-	0.063
417.03	GWG:PIDUNG	LIVESTOCK SERVICES	0.010	0.040	-	-	0.050
417.04	GWG:K/LUNG	LIVESTOCK SERVICES	-	0.758	-	-	0.758
420.09	GWG:YANGT	LIVESTOCK SERVICES	-	0.129	-	-	0.129

AU CODE	ADMINISTRATIVE UNIT	PROGRAMME	EXPENDITURE (Nu. in millions)				
			CURRENT	CAPITAL	LENDING	REPAY	TOTAL
415.10	NORB GEWOG	LIVESTOCK SERVICES	-	0.050	-	-	0.050
415.09	GWG:D/LING	LIVESTOCK SERVICES	-	0.132	-	-	0.132
417.15	GWG:TSHING	LIVESTOCK SERVICES	-	0.170	-	-	0.170
418.08	GWG:MEWANG	LIVESTOCK SERVICES	0.020	0.200	-	-	0.220
204.01	MOAF	LIVESTOCK SERVICES	246.545	167.124	-	-	413.669
418.05	GWG:GAYNEY	LIVESTOCK SERVICES	0.017	0.090	-	-	0.107
418.06	GWG:KAWANG	LIVESTOCK SERVICES	0.020	0.287	-	-	0.307
420.06	GWG:TOETS	LIVESTOCK SERVICES	-	0.050	-	-	0.050
412.03	Korphu	LIVESTOCK SERVICES	0.006	-	-	-	0.006
417.09	GWG:Y/NEER	LIVESTOCK SERVICES	-	0.172	-	-	0.172
405.08	GWG:MEG	LIVESTOCK SERVICES	-	0.015	-	-	0.015
408.07	GWG:GASEW	LIVESTOCK SERVICES	0.010	0.110	-	-	0.120
409.05	GWG:URA	LIVESTOCK SERVICES	0.010	-	-	-	0.010
410.03	GWG:CHUZ	LIVESTOCK SERVICES	0.010	0.285	-	-	0.295
413.06	GWG:MINJAY	LIVESTOCK SERVICES	0.008	0.049	-	-	0.057
417.07	GWG:LUMANG	LIVESTOCK SERVICES	-	0.410	-	-	0.410
401.11	MKG	LIVESTOCK SERVICES	0.010	0.093	-	-	0.103
417.12	GWG:SAKTEN	LIVESTOCK SERVICES	-	1.400	-	-	1.400
419.05	GWG:LUNANA	LIVESTOCK SERVICES	-	0.166	-	-	0.166
417.10	GWG:PIMEY	LIVESTOCK SERVICES	-	0.650	-	-	0.650
420.03	GWG:JKHAR	LIVESTOCK SERVICES	-	0.011	-	-	0.011
407.12	GWG: TOEP	LIVESTOCK SERVICES	-	0.145	-	-	0.145
410.11	GWG:SINGHI	LIVESTOCK SERVICES	0.003	0.019	-	-	0.022
417.05	GWG:K/PARA	LIVESTOCK SERVICES	-	0.400	-	-	0.400

AU CODE	ADMINISTRATIVE UNIT	PROGRAMME	EXPENDITURE (Nu. in millions)				
			CURRENT	CAPITAL	LENDING	REPAY	TOTAL
418.07	GWG:L:SHI	LIVESTOCK SERVICES	(0.026)	0.025	-	-	(0.001)
420.07	GWG:T:SHANG	LIVESTOCK SERVICES	-	0.050	-	-	0.050
412.02	Drateng	LIVESTOCK SERVICES	0.010	0.177	-	-	0.187
412.06	Tangbi	LIVESTOCK SERVICES	0.036	0.030	-	-	0.066
413.08	GWG:M:ETSHO	LIVESTOCK SERVICES	0.017	0.186	-	-	0.203
415.02	GWG:C:CHONG	LIVESTOCK SERVICES	-	0.025	-	-	0.025
417.14	GWG:S:IPHU	LIVESTOCK SERVICES	-	0.998	-	-	0.998
404.09	GWG:G:GHU	LIVESTOCK SERVICES	0.010	0.130	-	-	0.140
406.15	GWG:N:ICHU	LIVESTOCK SERVICES	0.021	0.030	-	-	0.051
407.03	GWG:G:GOEN	LIVESTOCK SERVICES	-	0.015	-	-	0.015
407.10	GWG:Z:OMI	LIVESTOCK SERVICES	-	0.058	-	-	0.058
410.12	GWG:S:AR	LIVESTOCK SERVICES	0.058	0.100	-	-	0.158
418.02	GWG:S:OE	LIVESTOCK SERVICES	0.010	0.065	-	-	0.075
414.14	GWG:S:ILAM	LIVESTOCK SERVICES	-	0.127	-	-	0.127
417.02	GWG:BAR	LIVESTOCK SERVICES	0.003	0.050	-	-	0.053
417.16	GWG:UZU	LIVESTOCK SERVICES	-	0.763	-	-	0.763
419.03	GWG:K:HATOE	LIVESTOCK SERVICES	-	0.102	-	-	0.102
401.12	PLG	LIVESTOCK SERVICES	0.010	0.023	-	-	0.033
417.08	GWG:M:ERAK	LIVESTOCK SERVICES	-	0.709	-	-	0.709
401.10	GWG:L:GG	LIVESTOCK SERVICES	-	0.051	-	-	0.051
404.12	GWG:N:AINI	LIVESTOCK SERVICES	0.004	0.567	-	-	0.572
405.03	GWG:D:DUG	LIVESTOCK SERVICES	0.013	0.028	-	-	0.041
405.10	GWG:P:GC	LIVESTOCK SERVICES	0.015	-	-	-	0.015
408.11	GWG:P:PHANG	LIVESTOCK SERVICES	-	0.090	-	-	0.090

AU CODE	ADMINISTRATIVE UNIT	PROGRAMME	EXPENDITURE (Nu. in millions)				
			CURRENT	CAPITAL	LENDING	REPAY	TOTAL
409.03	GWG:CHHUME	LIVESTOCK SERVICES	0.016	0.112	-	-	0.128
410.07	GWG:GELE	LIVESTOCK SERVICES	0.010	0.189	-	-	0.199
415.06	GWG:SHUMER	LIVESTOCK SERVICES	-	0.910	-	-	0.910
418.09	GWG:NARO	LIVESTOCK SERVICES	0.010	0.230	-	-	0.240
			403.767	348.263	-	-	752.030
Forestry Services							
401.01	C/kha	FORESTRY SERVICES	5.506	9.780	-	-	15.285
406.01	Dagana	FORESTRY SERVICES	3.800	1.211	-	-	5.010
402.01	Haa	FORESTRY SERVICES	4.329	5.804	-	-	10.133
414.01	M/gar	FORESTRY SERVICES	5.319	1.832	-	-	7.151
401.05	GWG:DAG	FORESTRY SERVICES	-	0.129	-	-	0.129
404.14	GWG:SAM	FORESTRY SERVICES	0.015	0.158	-	-	0.173
402.05	GWG:SAM	FORESTRY SERVICES	0.020	0.228	-	-	0.248
404.06	GWG:DEN	FORESTRY SERVICES	0.019	0.127	-	-	0.146
405.07	GWG:KIG	FORESTRY SERVICES	-	0.015	-	-	0.015
406.12	GWG:TEZA	FORESTRY SERVICES	-	0.030	-	-	0.030
410.01	S/pang	FORESTRY SERVICES	5.900	1.186	-	-	7.086
401.07	GWG:LKG	FORESTRY SERVICES	0.010	0.160	-	-	0.170
403.07	GWG:LUN	FORESTRY SERVICES	0.010	0.070	-	-	0.080
419.01	Gasa	FORESTRY SERVICES	1.886	0.485	-	-	2.371
420.01	T/Yangtse	FORESTRY SERVICES	3.140	6.589	-	-	9.730
402.07	GAKEYLING	FORESTRY SERVICES	-	0.323	-	-	0.323
404.08	GWG:DUM	FORESTRY SERVICES	0.017	0.062	-	-	0.079
408.04	GWG:DAGA	FORESTRY SERVICES	-	0.031	-	-	0.031

AU CODE	ADMINISTRATIVE UNIT	PROGRAMME	EXPENDITURE (Nu. in millions)				
			CURRENT	CAPITAL	LENDING	REPAY	TOTAL
404.01	S/lse	FORESTRY SERVICES	6.211	3.032	-	-	9.243
417.01	T/gang	FORESTRY SERVICES	7.474	3.825	-	-	11.299
418.01	T/phu	FORESTRY SERVICES	5.522	2.631	-	-	8.153
405.01	T/rang	FORESTRY SERVICES	5.539	0.697	-	-	6.236
415.01	P/Gatshel	FORESTRY SERVICES	4.482	2.163	-	-	6.644
407.01	P/kha	FORESTRY SERVICES	4.929	10.413	-	-	15.342
408.01	W/duo	FORESTRY SERVICES	4.860	4.245	-	-	9.105
411.01	Zlgang	FORESTRY SERVICES	3.083	0.364	-	-	3.448
409.01	B/thang	FORESTRY SERVICES	2.504	0.591	-	-	3.095
401.04	GWV:CHG	FORESTRY SERVICES	-	0.030	-	-	0.030
404.15	GWG:SP	FORESTRY SERVICES	0.016	0.094	-	-	0.110
401.02	GWG:SPS	FORESTRY SERVICES	-	0.080	-	-	0.080
403.02	GWG:DOB	FORESTRY SERVICES	-	0.050	-	-	0.050
404.03	GWG:BIRU	FORESTRY SERVICES	0.010	0.108	-	-	0.118
402.04	GWG:SBY	FORESTRY SERVICES	-	0.178	-	-	0.178
403.04	GWG:DOT	FORESTRY SERVICES	-	0.110	-	-	0.110
403.11	GWG:WAN	FORESTRY SERVICES	-	0.145	-	-	0.145
403.03	GWG:DOG	FORESTRY SERVICES	0.010	0.060	-	-	0.070
404.02	GWG:BARA	FORESTRY SERVICES	0.010	0.029	-	-	0.039
405.11	GWG:SHG	FORESTRY SERVICES	0.010	0.334	-	-	0.344
401.06	GWG:GTG	FORESTRY SERVICES	0.015	0.010	-	-	0.025
403.06	GWG:LAN	FORESTRY SERVICES	-	0.184	-	-	0.184
403.09	GWG:SHA	FORESTRY SERVICES	-	0.160	-	-	0.160
404.13	GWG:PUG	FORESTRY SERVICES	0.031	0.301	-	-	0.332

AU CODE	ADMINISTRATIVE UNIT	PROGRAMME	EXPENDITURE (Nu. in millions)				
			CURRENT	CAPITAL	LENDING	REPAY	TOTAL
403.05	GWG:HOR	FORESTRY SERVICES	-	0.143	-	-	0.143
403.10	GWG:TSE	FORESTRY SERVICES	-	0.149	-	-	0.149
404.04	GWG:CHAR	FORESTRY SERVICES	0.015	0.413	-	-	0.428
405.09	GWG:PAT	FORESTRY SERVICES	0.009	0.033	-	-	0.042
413.01	Ltse	FORESTRY SERVICES	3.009	5.241	-	-	8.250
416.01	S/Jongkhar	FORESTRY SERVICES	5.219	8.726	-	-	13.945
407.07	GWG:SHE	FORESTRY SERVICES	-	0.120	-	-	0.120
410.10	GWG:UML	FORESTRY SERVICES	0.040	0.279	-	-	0.319
408.06	GWG:GASEG	FORESTRY SERVICES	-	0.071	-	-	0.071
410.04	GWG:DG	FORESTRY SERVICES	-	0.182	-	-	0.182
411.09	GWG:G/SHIN	FORESTRY SERVICES	-	0.117	-	-	0.117
415.05	GWG:KHAR	FORESTRY SERVICES	-	0.068	-	-	0.068
403.01	Patro	FORESTRY SERVICES	6.199	5.840	-	-	12.039
402.06	GWG:USE	FORESTRY SERVICES	0.032	0.268	-	-	0.300
404.05	GWG:CHEN	FORESTRY SERVICES	0.018	0.150	-	-	0.168
401.08	GWG:DUG	FORESTRY SERVICES	0.022	0.155	-	-	0.177
405.02	GWG:BEG	FORESTRY SERVICES	0.010	-	-	-	0.010
405.04	GWG:BAG	FORESTRY SERVICES	0.010	-	-	-	0.010
408.03	GWG:DAN	FORESTRY SERVICES	-	0.047	-	-	0.047
410.08	GWG:HG	FORESTRY SERVICES	0.010	0.523	-	-	0.533
410.02	GWG:SAMT	FORESTRY SERVICES	0.010	0.425	-	-	0.435
411.07	GWG:S/KHAR	FORESTRY SERVICES	-	0.040	-	-	0.040
414.03	GWG:CHALI	FORESTRY SERVICES	-	0.057	-	-	0.057
404.11	GWG:TEN	FORESTRY SERVICES	0.010	0.153	-	-	0.163

AU CODE	ADMINISTRATIVE UNIT	PROGRAMME	EXPENDITURE (Nu. in millions)				
			CURRENT	CAPITAL	LENDING	REPAY	TOTAL
406.14	GWG:LKHA	FORESTRY SERVICES	-	0.030	-	-	0.030
408.09	GWG:NAHI	FORESTRY SERVICES	-	0.198	-	-	0.198
408.16	GWG:THEDT	FORESTRY SERVICES	-	0.059	-	-	0.059
403.08	GWG:NAJ	FORESTRY SERVICES	0.010	0.115	-	-	0.125
407.05	GWG:KAB	FORESTRY SERVICES	-	0.030	-	-	0.030
407.06	GWG:LING	FORESTRY SERVICES	-	0.080	-	-	0.080
410.06	GWG:TTHANG	FORESTRY SERVICES	0.010	0.170	-	-	0.180
404.16	GWG:TAD	FORESTRY SERVICES	0.016	0.189	-	-	0.205
406.02	GWG:DOR	FORESTRY SERVICES	-	0.018	-	-	0.018
408.14	GWG:SEPHU	FORESTRY SERVICES	-	0.050	-	-	0.050
408.15	GWG:ATHANG	FORESTRY SERVICES	-	0.080	-	-	0.080
410.13	GWG:SERZ	FORESTRY SERVICES	0.010	0.270	-	-	0.280
405.13	GWG:TGR	FORESTRY SERVICES	-	0.103	-	-	0.103
406.06	GWG:KANA	FORESTRY SERVICES	-	0.037	-	-	0.037
408.08	GWG:KAZHI	FORESTRY SERVICES	-	0.198	-	-	0.198
409.02	GWG:CHHOEK	FORESTRY SERVICES	0.001	0.267	-	-	0.268
412.03	Korphu	FORESTRY SERVICES	-	0.068	-	-	0.068
402.03	GWG:KSH	FORESTRY SERVICES	0.010	0.181	-	-	0.191
404.07	GWG:DOR	FORESTRY SERVICES	0.026	0.030	-	-	0.056
405.06	GWG:RAG	FORESTRY SERVICES	0.010	0.054	-	-	0.064
407.02	GWG:CHHU	FORESTRY SERVICES	-	0.071	-	-	0.071
407.09	GWG:TEO	FORESTRY SERVICES	-	0.116	-	-	0.116
411.05	GWG:NGANG	FORESTRY SERVICES	-	0.041	-	-	0.041
412.04	Langthel	FORESTRY SERVICES	-	0.128	-	-	0.128

AU CODE	ADMINISTRATIVE UNIT	PROGRAMME	EXPENDITURE (Nu. in millions)				
			CURRENT	CAPITAL	LENDING	REPAY	TOTAL
407.04	GWG:GUMA	FORESTRY SERVICES	-	0.061	-	-	0.061
407.08	GWG:TALO	FORESTRY SERVICES	-	0.150	-	-	0.150
408.12	GWG:PHOBI	FORESTRY SERVICES	-	0.156	-	-	0.156
408.13	GWG:RUJEP	FORESTRY SERVICES	-	0.096	-	-	0.096
408.10	GWG:NYISHO	FORESTRY SERVICES	-	0.056	-	-	0.056
409.04	GWG:TANG	FORESTRY SERVICES	0.010	0.088	-	-	0.098
412.05	Nubi	FORESTRY SERVICES	-	0.262	-	-	0.262
412.01	T/gsa	FORESTRY SERVICES	3.255	0.610	-	-	3.864
401.03	GWG:BOG	FORESTRY SERVICES	-	0.050	-	-	0.050
402.02	GWG:BJE	FORESTRY SERVICES	-	0.184	-	-	0.184
401.09	GWG:GLG	FORESTRY SERVICES	0.015	0.040	-	-	0.055
404.10	GWG:LHA	FORESTRY SERVICES	0.010	0.045	-	-	0.055
405.12	GWG:TSG	FORESTRY SERVICES	0.015	0.048	-	-	0.063
408.02	GWG:BJE	FORESTRY SERVICES	-	0.070	-	-	0.070
410.09	GWG:JIG	FORESTRY SERVICES	0.030	0.191	-	-	0.221
414.10	GWG:MONGGA	FORESTRY SERVICES	-	0.120	-	-	0.120
417.06	GWG:K/LING	FORESTRY SERVICES	-	0.060	-	-	0.060
418.03	GWG:CHANG	FORESTRY SERVICES	-	0.140	-	-	0.140
416.07	GWG:LAURI	FORESTRY SERVICES	-	0.340	-	-	0.340
417.11	GWG:RADHI	FORESTRY SERVICES	-	0.150	-	-	0.150
419.02	GWG:KHAME	FORESTRY SERVICES	-	0.155	-	-	0.155
407.11	GWG:BAAP	FORESTRY SERVICES	-	0.136	-	-	0.136
408.05	GWG:GANG	FORESTRY SERVICES	-	0.023	-	-	0.023
410.05	GWG:DOE	FORESTRY SERVICES	0.010	0.478	-	-	0.488

AU CODE	ADMINISTRATIVE UNIT	PROGRAMME	EXPENDITURE (Nu. in millions)				
			CURRENT	CAPITAL	LENDING	REPAY	TOTAL
411.08	GWG:TRONG	FORESTRY SERVICES	-	0.044	-	-	0.044
414.08	GWG:JUR	FORESTRY SERVICES	-	0.030	-	-	0.030
414.15	GWG:T/RONG	FORESTRY SERVICES	-	0.061	-	-	0.061
417.13	GWG:S/KHAR	FORESTRY SERVICES	-	0.345	-	-	0.345
419.04	GWG:LAYA	FORESTRY SERVICES	-	0.030	-	-	0.030
411.03	GWG:BJOKA	FORESTRY SERVICES	-	0.231	-	-	0.231
414.07	GWG:GONG	FORESTRY SERVICES	-	0.068	-	-	0.068
415.08	GWG:ZOB	FORESTRY SERVICES	-	0.068	-	-	0.068
413.02	GWG:GANG	FORESTRY SERVICES	-	0.057	-	-	0.057
416.02	GWG:PTHANG	FORESTRY SERVICES	-	0.055	-	-	0.055
417.03	GWG:BJUNG	FORESTRY SERVICES	-	0.165	-	-	0.165
417.04	GWG:KLUNG	FORESTRY SERVICES	-	0.240	-	-	0.240
414.12	GWG:SALENG	FORESTRY SERVICES	-	0.045	-	-	0.045
414.13	GWG:SHER	FORESTRY SERVICES	-	0.065	-	-	0.065
415.10	NORB GEWOG	FORESTRY SERVICES	-	0.050	-	-	0.050
418.05	GWG:GAYNEY	FORESTRY SERVICES	-	0.101	-	-	0.101
420.09	GWG:YANGT	FORESTRY SERVICES	-	0.050	-	-	0.050
413.09	GWG:TGA	FORESTRY SERVICES	-	0.035	-	-	0.035
415.09	GWG:D/LING	FORESTRY SERVICES	-	0.145	-	-	0.145
417.15	GWG:TSHING	FORESTRY SERVICES	-	0.142	-	-	0.142
418.08	GWG:MEWANG	FORESTRY SERVICES	0.028	0.068	-	-	0.096
204.01	MOAF	FORESTRY SERVICES	464.443	155.458	-	-	619.901
418.06	GWG:KAWANG	FORESTRY SERVICES	-	0.432	-	-	0.432
420.06	GWG:TOETS	FORESTRY SERVICES	-	0.080	-	-	0.080

AU CODE	ADMINISTRATIVE UNIT	PROGRAMME	EXPENDITURE (Nu. in millions)				
			CURRENT	CAPITAL	LENDING	REPAY	TOTAL
416.04	GWG:GOMDAR	FORESTRY SERVICES	-	0.067	-	-	0.067
417.09	GWG:YNEER	FORESTRY SERVICES	-	0.090	-	-	0.090
418.02	GWG:SOE	FORESTRY SERVICES	-	0.040	-	-	0.040
405.08	GWG:MEG	FORESTRY SERVICES	-	0.150	-	-	0.150
408.07	GWG:GASEW	FORESTRY SERVICES	-	0.097	-	-	0.097
409.05	GWG:URA	FORESTRY SERVICES	-	0.096	-	-	0.096
410.03	GWG:CHUZ	FORESTRY SERVICES	0.010	0.280	-	-	0.290
413.06	GWG:MINJAY	FORESTRY SERVICES	0.009	0.141	-	-	0.150
416.06	GWG:LPHU	FORESTRY SERVICES	-	0.049	-	-	0.049
416.09	GWG:DEO	FORESTRY SERVICES	-	0.056	-	-	0.056
414.02	GWG:BALAM	FORESTRY SERVICES	-	0.125	-	-	0.125
416.08	GWG:MART	FORESTRY SERVICES	-	0.085	-	-	0.085
416.10	GWG:ORONG	FORESTRY SERVICES	-	0.056	-	-	0.056
417.12	GWG:SAKTEN	FORESTRY SERVICES	-	0.280	-	-	0.280
419.05	GWG:LUNANA	FORESTRY SERVICES	-	0.060	-	-	0.060
417.10	GWG:PMEY	FORESTRY SERVICES	-	0.100	-	-	0.100
420.03	GWG:JKHAR	FORESTRY SERVICES	-	0.035	-	-	0.035
407.12	GWG:TOEP	FORESTRY SERVICES	-	0.198	-	-	0.198
410.11	GWG:SINGHI	FORESTRY SERVICES	0.029	0.110	-	-	0.139
414.11	GWG:NGAT	FORESTRY SERVICES	-	0.245	-	-	0.245
417.05	GWG:K/PARA	FORESTRY SERVICES	-	0.320	-	-	0.320
418.04	GWG:DAGALA	FORESTRY SERVICES	-	0.699	-	-	0.699
418.07	GWG:L/SHI	FORESTRY SERVICES	-	0.020	-	-	0.020
420.07	GWG:TSHANG	FORESTRY SERVICES	-	0.050	-	-	0.050

AU CODE	ADMINISTRATIVE UNIT	PROGRAMME	EXPENDITURE (Nu. in millions)				
			CURRENT	CAPITAL	LENDING	REPAY	TOTAL
412.02	Drateng	FORESTRY SERVICES	-	0.228	-	-	0.228
412.06	Tangbi	FORESTRY SERVICES	0.022	0.084	-	-	0.106
413.08	GWG:METS HO	FORESTRY SERVICES	-	0.045	-	-	0.045
411.06	GWG:PHANG	FORESTRY SERVICES	-	0.020	-	-	0.020
414.04	GWG:CHAS	FORESTRY SERVICES	-	0.031	-	-	0.031
415.02	GWG:CHONG	FORESTRY SERVICES	-	0.132	-	-	0.132
415.04	GWG:DUNG	FORESTRY SERVICES	-	0.118	-	-	0.118
417.14	GWG:SIPHU	FORESTRY SERVICES	-	0.292	-	-	0.292
404.09	GWG:GHU	FORESTRY SERVICES	0.009	0.102	-	-	0.112
406.15	GWG:NICHU	FORESTRY SERVICES	-	0.649	-	-	0.649
407.10	GWG:ZOMI	FORESTRY SERVICES	-	0.050	-	-	0.050
410.12	GWG:SAR	FORESTRY SERVICES	0.104	0.640	-	-	0.744
401.11	MKG	FORESTRY SERVICES	0.010	0.090	-	-	0.100
420.08	GWG:YLLANG	FORESTRY SERVICES	-	0.050	-	-	0.050
414.14	GWG:SILAM	FORESTRY SERVICES	-	0.099	-	-	0.099
417.02	GWG:BAR	FORESTRY SERVICES	-	0.300	-	-	0.300
417.16	GWG:UZU	FORESTRY SERVICES	-	0.175	-	-	0.175
419.03	GWG:KHATOE	FORESTRY SERVICES	-	0.132	-	-	0.132
401.12	PLG	FORESTRY SERVICES	0.010	0.355	-	-	0.365
414.06	GWG:D/PONG	FORESTRY SERVICES	-	0.129	-	-	0.129
417.08	GWG:MERAK	FORESTRY SERVICES	0.020	0.240	-	-	0.260
420.05	GWG:RAMJAR	FORESTRY SERVICES	-	0.050	-	-	0.050
404.12	GWG:NAINI	FORESTRY SERVICES	0.005	0.120	-	-	0.125
405.03	GWG:DUG	FORESTRY SERVICES	-	0.069	-	-	0.069

AU CODE	ADMINISTRATIVE UNIT	PROGRAMME	EXPENDITURE (Nu. in millions)				
			CURRENT	CAPITAL	LENDING	REPAY	TOTAL
405.10	GWG:PGC	FORESTRY SERVICES	0.015	-	-	-	0.015
408.11	GWG:PHANG	FORESTRY SERVICES	-	0.076	-	-	0.076
409.03	GWG:CHHUME	FORESTRY SERVICES	-	0.518	-	-	0.518
410.07	GWG:GELE	FORESTRY SERVICES	0.023	1.104	-	-	1.126
414.09	GWG:K/KHAR	FORESTRY SERVICES	-	0.060	-	-	0.060
415.06	GWG:SHUMER	FORESTRY SERVICES	-	0.078	-	-	0.078
418.09	GWG:NARO	FORESTRY SERVICES	-	0.080	-	-	0.080
420.02	GWG:B/LING	FORESTRY SERVICES	-	0.035	-	-	0.035
			557.463	55.209	-	-	812.672
		TOTAL RNR SERVICES	1,495.946	2,353.152	-	-	3,849.098
		Fuel & Energy Services					
205.01	MEA	ENERGY SERVICES	56.603	1,571.070	-	-	1,627.674
		TOTAL FUEL AND ENERGY SERVICES	56.603	1,571.070	-	-	1,627.674
		Mining, Manufacturing & Industries Services					
205.01	MEA	ECONOMIC POLICY DIRECTION SERVICES	65.529	8.553	-	-	74.082
205.01	MEA	GEOLOGY & MINES SERVICES	82.983	12.545	-	-	95.528
205.01	MEA	COTTAGE & SMALL INDUSTRIES SERVICES	8.488	9.975	-	-	18.463
205.01	MEA	INDUSTRIES SERVICES	18.466	30.866	-	-	49.332
		TOTAL MINING, MANUFACTURING & INDUSTRIES SERVICES	75.466	61.940	-	-	237.405
		Transport & Communication Services					
207.01	MOIC	ROAD SAFETY & TRANSPORT SERVICES	41.825	8.136	-	-	49.961
206.01	MoW&HS	ROAD CONSTRUCTION AND MAINTENANCE SERVICES	276.564	2,167.434	-	-	2,443.998
207.01	MOIC	INFORMATION & COMMUNICATIONS POLICY DIRECTION SERVICES	27.443	2.823	-	-	30.265
207.01	MOIC	INFORMATION & MEDIA SERVICES	6.389	11.034	-	-	17.423

AU CODE	ADMINISTRATIVE UNIT	PROGRAMME	EXPENDITURE (Nu. in millions)				
			CURRENT	CAPITAL	LENDING	REPAY	TOTAL
207.01	MOIC	INFORMATION & TECHNOLOGY SERVICES	23.398	883.206	-	-	906.604
123.01	BICMA	INFORMATION, COMMUNICATIONS & MEDIA SERVICES	12.630	131.180	-	-	143.810
207.01	MOIC	CIVIL AVIATION SERVICES	49.111	129.559	-	-	178.669
402.07	GAKEYLING	MULE TRACKS AND BRIDGE SERVICES	-	0.490	-	-	0.490
403.04	GWG:DOT	MULE TRACKS AND BRIDGE SERVICES	-	0.930	-	-	0.930
404.02	GWG:BARA	MULE TRACKS AND BRIDGE SERVICES	-	0.160	-	-	0.160
403.06	GWG:LAN	MULE TRACKS AND BRIDGE SERVICES	-	0.253	-	-	0.253
404.13	GWG:PUG	MULE TRACKS AND BRIDGE SERVICES	-	0.663	-	-	0.663
403.10	GWG:TSE	MULE TRACKS AND BRIDGE SERVICES	-	0.376	-	-	0.376
410.10	GWG:UML	MULE TRACKS AND BRIDGE SERVICES	-	1.048	-	-	1.048
413.04	GWG:KHO	MULE TRACKS AND BRIDGE SERVICES	-	12.807	-	-	12.807
411.09	GWG:GSHIN	MULE TRACKS AND BRIDGE SERVICES	-	0.475	-	-	0.475
415.05	GWG:KHAR	MULE TRACKS AND BRIDGE SERVICES	-	0.080	-	-	0.080
402.06	GWG:USE	MULE TRACKS AND BRIDGE SERVICES	-	0.125	-	-	0.125
408.03	GWG:DAN	MULE TRACKS AND BRIDGE SERVICES	-	0.140	-	-	0.140
411.07	GWG:S/KHAR	MULE TRACKS AND BRIDGE SERVICES	-	0.547	-	-	0.547
406.14	GWG:LKHA	MULE TRACKS AND BRIDGE SERVICES	-	1.507	-	-	1.507
404.16	GWG:TAD	MULE TRACKS AND BRIDGE SERVICES	-	0.693	-	-	0.693
408.15	GWG:ATHANG	MULE TRACKS AND BRIDGE SERVICES	-	1.358	-	-	1.358
405.13	GWG:TGR	MULE TRACKS AND BRIDGE SERVICES	-	0.297	-	-	0.297
407.02	GWG:CHHU	MULE TRACKS AND BRIDGE SERVICES	-	0.200	-	-	0.200
411.05	GWG:NGANG	MULE TRACKS AND BRIDGE SERVICES	-	0.450	-	-	0.450
406.08	GWG:LAJA	MULE TRACKS AND BRIDGE SERVICES	-	0.019	-	-	0.019
409.04	GWG:TANG	MULE TRACKS AND BRIDGE SERVICES	-	0.200	-	-	0.200

AU CODE	ADMINISTRATIVE UNIT	PROGRAMME	EXPENDITURE (Nu. in millions)				
			CURRENT	CAPITAL	LENDING	REPAY	TOTAL
418.04	GWG:DAGALA	MULE TRACKS AND BRIDGE SERVICES	-	0.246	-	-	0.246
416.07	GWG:LAURI	MULE TRACKS AND BRIDGE SERVICES	-	1.099	-	-	1.099
419.02	GWG:KHAME	MULE TRACKS AND BRIDGE SERVICES	-	0.027	-	-	0.027
406.11	GWG:T/KHA	MULE TRACKS AND BRIDGE SERVICES	-	0.178	-	-	0.178
408.05	GWG:GANG	MULE TRACKS AND BRIDGE SERVICES	-	0.020	-	-	0.020
414.17	GWG:T/MANG	MULE TRACKS AND BRIDGE SERVICES	-	0.372	-	-	0.372
411.02	GWG:BARDO	MULE TRACKS AND BRIDGE SERVICES	-	0.503	-	-	0.503
419.04	GWG:LAYA	MULE TRACKS AND BRIDGE SERVICES	-	0.551	-	-	0.551
411.03	GWG:BJOKA	MULE TRACKS AND BRIDGE SERVICES	-	0.125	-	-	0.125
414.07	GWG:GONG	MULE TRACKS AND BRIDGE SERVICES	-	0.387	-	-	0.387
413.03	GWG:JAREY	MULE TRACKS AND BRIDGE SERVICES	-	0.485	-	-	0.485
415.08	GWG:ZOB	MULE TRACKS AND BRIDGE SERVICES	-	0.786	-	-	0.786
418.05	GWG:GAYNEY	MULE TRACKS AND BRIDGE SERVICES	-	1.572	-	-	1.572
420.09	GWG:YANGT	MULE TRACKS AND BRIDGE SERVICES	-	0.920	-	-	0.920
415.09	GWG:D/LING	MULE TRACKS AND BRIDGE SERVICES	-	0.476	-	-	0.476
415.04	GWG:D/JUNG	MULE TRACKS AND BRIDGE SERVICES	-	0.047	-	-	0.047
406.15	GWG:NICHU	MULE TRACKS AND BRIDGE SERVICES	-	0.359	-	-	0.359
407.03	GWG:GOEN	MULE TRACKS AND BRIDGE SERVICES	-	-	-	-	-
411.06	GWG:PHANG	MULE TRACKS AND BRIDGE SERVICES	-	0.300	-	-	0.300
413.08	GWG:METSCHO	MULE TRACKS AND BRIDGE SERVICES	-	0.100	-	-	0.100
410.09	GWG:JIG	MULE TRACKS AND BRIDGE SERVICES	-	0.330	-	-	0.330
412.02	Drateng	MULE TRACKS AND BRIDGE SERVICES	-	0.118	-	-	0.118
418.07	GWG:L/SHI	MULE TRACKS AND BRIDGE SERVICES	-	0.190	-	-	0.190
415.11	GWG:NANONG	MULE TRACKS AND BRIDGE SERVICES	-	0.677	-	-	0.677

AU CODE	ADMINISTRATIVE UNIT	PROGRAMME	EXPENDITURE (Nu. in millions)				TOTAL
			CURRENT	CAPITAL	LENDING	REPAY	
410.11	GWG:SINGHI	MULE TRACKS AND BRIDGE SERVICES	-	0.160	-	-	0.160
414.12	GWG:SALENG	MULE TRACKS AND BRIDGE SERVICES	-	0.050	-	-	0.050
420.06	GWG:TOETS	MULE TRACKS AND BRIDGE SERVICES	-	0.813	-	-	0.813
416.05	GWG:WIPHU	MULE TRACKS AND BRIDGE SERVICES	-	1.473	-	-	1.473
414.09	GWG:KIKHAR	MULE TRACKS AND BRIDGE SERVICES	-	0.300	-	-	0.300
418.09	GWG:NARO	MULE TRACKS AND BRIDGE SERVICES	-	0.824	-	-	0.824
401.12	PLG	MULE TRACKS AND BRIDGE SERVICES	-	0.102	-	-	0.102
416.12	GWG:SERTHI	MULE TRACKS AND BRIDGE SERVICES	-	0.400	-	-	0.400
414.14	GWG:SILAM	MULE TRACKS AND BRIDGE SERVICES	-	0.667	-	-	0.667
418.02	GWG:SOE	MULE TRACKS AND BRIDGE SERVICES	-	0.264	-	-	0.264
416.04	GWG:GOMDAR	MULE TRACKS AND BRIDGE SERVICES	-	10.326	-	-	10.326
419.05	GWG:LUNANA	MULE TRACKS AND BRIDGE SERVICES	-	0.117	-	-	0.117
		TOTAL TRANSPORT & COMMUNICATION SERVICES	437.359	3,381.552	-	-	3,818.911
		Other Economic Services					
126.01	TCB	TOURISM COUNCIL SERVICES	52.593	255.927	-	-	308.520
210.01	MLHR	OCCUPATIONAL STANDARDS SERVICES	5.405	6.890	-	-	12.294
210.01	MLHR	EMPLOYMENT SERVICES	21.555	22.777	-	-	44.331
210.01	MLHR	HUMAN RESOURCES DEVELOPMENT SERVICES	119.764	123.587	-	-	243.351
205.01	MEA	TRADE SERVICES	16.277	12.276	-	-	28.553
210.01	MLHR	LABOUR SERVICES	12.040	9.363	-	-	21.402
206.01	MoW&HS	STANDARD & QUALITY CONTROL SERVICES	17.745	3.985	-	-	21.729
206.01	MoW&HS	CONSTRUCTION DEVELOPMENT SERVICES	6.847	3.606	-	-	10.453
		TOTAL OTHER ECONOMIC SERVICES	252.224	438.410	-	-	690.634
		Public Order & Safety Services					
112.01	OAG	ATTORNEY SERVICES	17.071	2.279	-	-	19.350

AU CODE	ADMINISTRATIVE UNIT	PROGRAMME	EXPENDITURE (Nu. in millions)				
			CURRENT	CAPITAL	LENDING	REPAY	TOTAL
106.01	JUDICIARY	JUDICIARY SERVICES	172,058	85,211	-	-	257,270
110.01	RAA	ROYAL AUDIT SERVICES	90,421	13,739	-	-	104,160
108.01	ACC	ANTI-CORRUPTION SERVICES	24,585	29,004	-	-	53,590
201.01	MHCA	POLICE SERVICES	834,190	358,357	-	-	1,192,547
		TOTAL PUBLIC ORDER & SAFETY SERVICES	1,138,326	488,590	-	-	1,626,916
		GRAND TOTAL	14,735,058	14,786,847	986,680	2,816,040	33,324,625

Schedule 6: Schedule of Non-Revenue Receipts and Deposits during the FY 2010-11		
Sl. No.	Branch Name	Nu. in millions
1	Phuntsholing	7.359
2	Thimphu	617.969
3	Samdrup Jongkhar	36.955
4	Gelephu	2.198
5	Tsimasham	8.942
6	Samtse	27.249
7	Trashigang	22.732
8	Tsirang	16.400
9	Mongar	49.441
10	Bumthang	2.858
11	Wangdue Phodrang	31.772
12	Paro	15.339
13	Trongsa	11.940
14	Haa	13.217
15	Zhemgang	11.203
16	Lhuntse	18.397
17	Punakha	34.551
18	Pemagatshel	22.899
19	Sarpang	43.475
20	Dagana	14.415
21	Tashi Yangtse	19.015
	Total	1,028.326

Schedule 7: SCHEDULE OF OTHER RECOVERIES AND REMITTANCES FOR THE FY 2010-11				
AU CODE	ADMINISTRATIVE UNIT	RECEIPTS	REMITTANCES	NET
101.01	HIS MAJESTY'S SECRETARIAT	2.885	2.885	0.000
102.01	HIS MAJESTY'S SECRETARIAT (4TH KING)	1.456	1.456	-
103.01	NATIONAL ASSEMBLY OF BHUTAN	14.685	14.685	-
104.01	NATIONAL COUNCIL OF BHUTAN	8.097	8.097	-
105.01	COUNCIL FOR RELIGIOUS AFFAIRS	1.843	1.843	-
106.01	JUDICIARY	32.122	32.064	0.058
107.01	ROYAL CIVIL SERVICE COMMISSION	5.479	5.479	-
108.01	ANTI-CORRUPTION COMMISSION	3.507	3.501	0.006
109.01	ELECTION COMMISSION OF BHUTAN	2.954	2.954	-
110.01	ROYAL AUDIT AUTHORITY	17.770	17.770	-
111.01	CABINET SECRETARIAT	2.202	2.202	-
112.01	OFFICE OF THE ATTORNEY GENERAL	2.632	2.632	-
113.01	BHUTAN OLYMPIC COMMITTEE	2.340	2.340	-
114.01	DZONGKHAG DEVELOPMENT COMMISSION	2.220	2.220	-
115.01	NATIONAL LAND COMMISSION	13.743	14.412	(0.669)
116.01	CENTRE FOR BHUTAN STUDIES	1.176	1.176	-
117.01	GROSS NATIONAL HAPPINESS COMMISSION	4.111	4.111	-
118.01	NATIONAL ENVIRONMENT COMMISSION	2.999	2.926	0.073
119.01	ROYAL INSTITUTE OF MANAGEMENT	6.213	6.213	-
120.01	ROYAL UNIVERSITY OF BHUTAN	55.984	57.416	(1.432)
121.01	NATIONAL STATISTICS BUREAU	2.646	2.646	-
122.01	BHUTAN NARCOTIC CONTROL AGENCY	0.972	0.972	-
123.01	BHUTAN INFORMATION COMMUNICATION MEDIA AUTHORITY	1.699	1.699	-
124.01	THROMDEYS	83.937	83.937	-
125.01	DRUG REGULATORY AUTHORITY	1.298	1.400	(0.102)
126.01	TOURISM COUNCIL OF BHUTAN	4.025	4.025	-
127.01	NATIONAL COMMISSION FOR WOMEN & CHILDREN	0.461	0.461	-
128.01	ROYAL EDUCATION COUNCIL	1.076	1.006	0.070
201.01	MINISTRY OF HOME & CULTURAL AFFAIRS	197.491	197.675	(0.184)
202.01	MINISTRY OF FINANCE	56.247	56.150	0.096
203.01	MINISTRY OF FOREIGN AFFAIRS	75.353	49.244	26.109
204.01	MINISTRY OF AGRICULTURE & FORESTS	155.536	155.532	0.004
205.01	MINISTRY OF ECONOMIC AFFAIRS	33.629	33.735	(0.107)
206.01	MINISTRY OF WORKS AND HUMAN SETTLEMENT	44.782	47.556	(2.774)
207.01	MINISTRY OF INFORMATION & COMMUNICATIONS	25.299	25.385	(0.086)
208.01	MINISTRY OF HEALTH	85.648	86.469	(0.821)

AU CODE	ADMINISTRATIVE UNIT	RECEIPTS	REMITTANCES	NET
209.01	MINISTRY OF EDUCATION	24.425	24.898	(0.473)
210.01	MINISTRY OF LABOUR & HUMAN RESOURCES	24.179	24.178	0.001
401.01	DZONGKHAG ADMINISTRATION, CHHUKHA	65.824	65.917	(0.093)
401.02	SAMPHELING GEWOG, CHHUKHA	0.145	0.145	-
401.03	BONGO GEWOG, CHHUKHA	0.083	0.083	-
401.04	CHAPCHHA GEWOG, CHHUKHA	0.036	0.036	-
401.05	DUNGNA GEWOG, CHHUKHA	0.068	0.068	-
401.06	GELING GEWOG, CHHUKHA	0.115	0.115	-
401.07	DARLA GEWOG, CHHUKHA	0.092	0.092	-
401.08	GETENA GEWOG, CHHUKHA	0.148	0.148	-
401.09	BJACHHO GEWOG, CHHUKHA	0.093	0.093	-
401.10	LOKCHINA GEWOG, CHHUKHA	0.015	0.015	-
401.11	METAKHA GEWOG, CHHUKHA	0.081	0.081	-
401.12	PHUNTSOLING GEWOG, CHHUKHA	0.187	0.187	-
402.01	DZONGKHAG ADMINISTRATION, HAA	22.339	22.395	(0.055)
402.02	BJI GEWOG, HAA	0.231	0.231	-
402.03	KATSHO GEWOG, HAA	0.201	0.201	-
402.04	SOMBAY GEWOG, HAA	0.347	0.347	-
402.05	SAMA GEWOG, HAA	0.247	0.247	-
402.06	IUSU GEWOG, HAA	0.162	0.162	-
402.07	GAKIDLING GEWOG, HAA	0.119	0.119	-
403.01	DZONGKHAG ADMINISTRATION, PARO	56.696	56.395	0.302
403.02	DOBSHARI GEWOG, PARO	0.131	0.131	-
403.03	DOGAR GEWOG, PARO	0.104	0.104	-
403.04	DOTENG GEWOG, PARO	0.028	0.028	-
403.05	HUNGRAL GEWOG, PARO	0.034	0.034	-
403.09	SHABA GEWOG, PARO	0.024	0.024	-
403.11	WANGCHANG GEWOG, PARO	0.016	0.010	0.006
404.01	DZONGKHAG ADMINISTRATION, SAMTSE	53.315	53.501	(0.186)
404.03	BIRU GEWOG, SAMTSE	0.042	0.042	-
404.04	CHARGHAREY GEWOG, SAMTSE	0.060	0.060	-
404.05	CHENGMARI GEWOG, SAMTSE	0.065	0.065	-
404.10	NAMGAYCHHEOLING GEWOG, SAMTSE	-	0.015	(0.015)
404.11	TENDU GEWOG, SAMTSE	0.078	0.078	-
404.15	SIBSU GEWOG, SAMTSE	0.007	0.007	-
405.01	DZONGKHAG ADMINISTRATION, TSIRANG	32.156	32.157	(0.001)
405.07	KILKHORTHANG GEWOG, TSIRANG	0.023	0.023	-
405.09	PATALEY GEWOG, TSIRANG	0.003	0.003	-

AU CODE	ADMINISTRATIVE UNIT	RECEIPTS	REMITTANCES	NET
405.10	PHUENTENCHHU GEWOG, TSIRANG	0.019	0.019	-
405.13	TSIRANGTEOD GEWOG, TSIRNAG	0.001	0.001	-
406.01	DZONGKHAG ADMINISTRATION, DAGANA	32.098	32.098	-
406.02	DORONA GEWOG, DAGANA	0.055	0.055	-
406.04	GESARLING GEWOG, DAGANA	0.092	0.092	-
406.05	GOSHI GEWOG, DAGANA	0.077	0.077	-
406.06	KANA GEWOG, DAGANA	0.158	0.158	-
406.07	KHEBISA GEWOG, DAGANA	0.012	0.012	-
406.08	LAJAB GEWOG, DAGANA	0.059	0.059	-
406.09	TRASHIDING GEWOG, DAGANA	0.079	0.079	-
406.10	TSENDAGANG GEWOG, DAGANA	0.040	0.040	-
406.11	TSANGKHA GEWOG, DAGANA	0.008	0.008	-
406.13	DEORALI GEWOG, DAGANA	0.004	0.004	-
406.14	LHAMOIZINGKHA GEWOG, DAGANA	0.010	0.010	-
407.01	DZONGKHAG ADMINISTRATION, PUNAKHA	43.926	43.973	(0.047)
407.02	CHHUBU GEWOG, PUNAKHA	0.076	0.076	-
407.03	GOENSHARI GEWOG, PUNAKHA	0.055	0.055	-
407.04	GUMA GEWOG, PUNAKHA	0.062	0.062	-
407.05	KABJISA GEWOG, PUNAKHA	0.045	0.045	-
407.07	SHENGANA GEWOG, PUNAKHA	0.176	0.176	-
407.08	TALO GEWOG, PUNAKHA	0.051	0.051	-
407.09	TEOWANG GEWOG, PUNAKHA	0.046	0.046	-
407.10	DZOMA GEWOG, PUNAKHA	0.041	0.041	-
407.12	TOEBESA GEWOG, PUNAKHA	0.064	0.064	-
408.01	DZONGKHAG ADMINISTRATION, WANGDUE PHODANG	44.597	44.328	0.269
408.02	BJENA GEWOG, WANGDUE PHODANG	0.110	0.110	-
408.06	GASETSHOGONGM GEWOG, WANGDUE PHODANG	0.010	0.010	-
408.08	KAZHI GEWOG, WANGDUE PHODANG	0.004	0.004	-
408.09	NAHI GEWOG, WANGDUE PHODANG	0.004	0.004	-
408.10	NYISHO GEWOG, WANGDUE PHODANG	0.009	0.009	-
408.11	PHANGYUEL GEWOG, WANGDUE PHODANG	0.043	0.043	-
408.13	RUBESA GEWOG, WANGDUE PHODANG	0.003	0.003	-
408.15	ATHANG GEWOG, WANGDUE PHODANG	0.024	0.024	-
408.16	THEDTSHO GEWOG, WANGDUE PHODANG	0.076	0.076	-
409.01	DZONGKHAG ADMINISTRATION, BUMTHANG	28.767	28.767	0.000
410.01	DZONGKHAG ADMINISTRATION, SARPANG	52.466	52.443	0.023
410.03	CHUZARGANG GEWOG, SARPANG	0.039	0.039	-

AU CODE	ADMINISTRATIVE UNIT	RECEIPTS	REMITTANCES	NET
410.04	DEKIDLNG GEWOG, SARPANG	0.081	0.081	-
410.06	TAREYTHANG GEWOG, SARPANG	0.004	0.004	-
410.08	HILAY GEWOG, SARPANG	0.027	0.027	-
410.09	JIGMEDCHHEOLING GEWOG, SARPANG	0.024	0.024	-
410.11	SENGEY GEWOG, SARPANG	0.018	0.018	-
410.12	SHOMPANGKHA GEWOG, SARPANG	0.093	0.093	-
411.01	DZONGKHAG ADMINISTRATION, ZHEMGANG	36.104	36.103	0.001
411.02	BARDO GEWOG, ZHEMGANG	0.002	0.002	-
411.03	BJOKA GEWOG, ZHEMGANG	0.002	0.002	-
411.04	NANGKOR GEWOG, ZHEMGANG	0.002	0.002	-
411.05	NGANGLA GEWOG, ZHEMGANG	0.002	0.002	0.000
411.06	PHANGKHAR GEWOG, ZHEMGANG	0.001	0.001	-
411.07	SHINGKAR GEWOG, ZHEMGANG	0.002	0.002	-
411.08	TONG GEWOG, ZHEMGANG	0.002	0.002	-
411.09	GOSHING GEWOG, ZHEMGANG	0.001	0.001	-
412.01	DZONGKHAG ADMINISTRATION, TONGSA	25.757	25.749	0.008
412.06	TANGSIBJI GEWOG, TONGSA	0.018	0.018	-
413.01	DZONGKHAG ADMINISTRATION, LHUENTSE	27.835	27.835	0.000
413.02	GANGZUR GEWOG, LHUENTSE	0.871	0.871	-
413.03	JAREY GEWOG, LHUENTSE	0.020	0.020	-
413.04	KHOMA GEWOG, LHUENTSE	0.119	0.119	-
413.05	KURTEOD GEWOG, LHUENTSE	0.054	0.054	-
413.06	MINJAY GEWOG, LHUENTSE	0.170	0.170	-
413.07	MENBI GEWOG, LHUENTSE	0.104	0.104	-
413.08	METSHO GEWOG, LHUENTSE	0.121	0.121	-
413.09	TSENKHAR GEWOG, LHUENTSE	0.071	0.071	-
414.01	DZONGKHAG ADMINISTRATION, MONGAR	51.622	50.179	1.443
414.02	BALAM GEWOG, MONGAR	0.083	0.083	-
414.03	CHHALI GEWOG, MONGAR	0.005	0.005	-
414.04	CHASKHAR GEWOG, MONGAR	0.045	0.045	-
414.06	DAYPUNG GEWOG, MONGAR	0.056	0.056	-
414.07	GONGDUE GEWOG, MONGAR	0.050	0.050	-
414.09	KENGGHAR GEWOG, MONGAR	0.108	0.108	-
414.10	MONGAR GEWOG, MONGAR	0.083	0.083	-
414.11	NGATSHANG GEWOG, MONGAR	0.071	0.071	-
414.12	SALENG GEWOG, MONGAR	0.025	0.025	-
414.13	SHERIMUHUNG GEWOG, MONGAR	0.088	0.088	-
414.14	SILAMBI GEWOG, MONGAR	0.094	0.094	-

AU CODE	ADMINISTRATIVE UNIT	RECEIPTS	REMITTANCES	NET
414.15	THANGRONG GEWOG, MONGAR	0.272	0.272	-
414.16	TSAKALING GEWOG, MONGAR	0.286	0.286	-
414.17	TSAMANG GEWOG, MONGAR	0.061	0.061	-
414.18	NARANG GEWOG, MONGAR	0.032	0.032	-
415.01	DZONGKHAG ADMINISTRATION, PEMA GATSHEL	38.258	38.258	-
415.02	CHONGSHING GEWOG, PEMA GATSHEL	0.089	0.089	-
415.03	CHHIMUNG GEWOG, PEMA GATSHEL	0.131	0.131	-
415.05	KHAR GEWOG, PEMA GATSHEL	0.124	0.124	-
415.06	SHUMAR GEWOG, PEMA GATSHEL	0.027	0.027	-
415.07	IURUNG GEWOG, PEMA GATSHEL	0.002	0.002	-
415.08	ZOBEL GEWOG, PEMA GATSHEL	0.025	0.025	-
415.09	DECHHENLING GEWOG, PEMA GATSHEL	0.042	0.042	-
415.10	NORBUGANG GEWOG, PEMA GATSHEL	0.037	0.037	-
415.11	NANONG GEWOG, PEMA GATSHEL	0.003	0.003	-
415.12	CHOEKHORLING GEWOG, PEMA GATSHEL	0.002	0.002	-
416.01	DZONGKHAG ADMINISTRATION, SAMDUP JONGKHAR	27.883	27.883	-
416.02	PHUENTSHOTANG GEWOG, SAMDUP JONGKHAR	0.081	0.081	-
416.03	PEMATHANG GEWOG, SAMDUP JONGKHAR	0.050	0.050	-
416.04	GOMDAR GEWOG, SAMDUP JONGKHAR	0.015	0.015	-
416.06	LANGCHENPHU GEWOG, SAMDUP JONGKHAR	0.080	0.080	-
416.07	LAURI GEWOG, SAMDUP JONGKHAR	0.063	0.063	-
416.08	MARTSHALA GEWOG, SAMDUP JONGKHAR	0.081	0.081	-
416.09	DEWATHANG GEWOG, SAMDUP JONGKHAR	0.118	0.118	-
416.10	ORONG GEWOG, SAMDUP JONGKHAR	0.110	0.110	-
417.01	DZONGKHAG ADMINISTRATION, TASHIGANG	72.133	70.996	1.136
417.02	BARTSHAM GEWOG, TASHIGANG	0.021	0.021	-
417.03	BIDUNG GEWOG, TASHIGANG	0.048	0.048	-
417.04	KANGLUNG GEWOG, TASHIGANG	0.008	0.008	-
417.05	KANGPARA GEWOG, TASHIGANG	0.078	0.078	-
417.09	YANGNYER GEWOG, TASHIGANG	0.114	0.114	-
417.10	PHONGMEY GEWOG, TASHIGANG	0.068	0.068	-
417.11	RADI GEWOG, TASHIGANG	0.071	0.071	-
417.12	SAGTENG GEWOG, TASHIGANG	0.030	0.030	-
417.13	SAMKHAR GEWOG, TASHIGANG	0.131	0.131	-
417.14	SHONGPHU GEWOG, TASHIGANG	0.063	0.063	-
417.16	UDZORONG GEWOG, TASHIGANG	0.037	0.037	-
418.01	DZONGKHAG ADMINISTRATION, THIMPHU	24.342	24.342	-

AU CODE	ADMINISTRATIVE UNIT	RECEIPTS	REMITTANCES	NET
418.02	SOE GEWOG, THIMPHU	0.003	0.003	-
418.03	CHANG GEWOG, THIMPHU	0.039	0.039	-
418.04	DAGALA GEWOG, THIMPHU	0.103	0.103	-
418.05	GANYEY GEWOG, THIMPHU	0.065	0.065	-
418.06	KAWANG GEWOG, THIMPHU	0.005	0.005	-
418.07	LINGZHI GEWOG, THIMPHU	0.050	0.050	-
418.08	MEWANG GEWOG, THIMPHU	0.076	0.076	-
418.09	NARO GEWOG, THIMPHU	0.014	0.014	-
419.01	DZONGKHAG ADMINISTRATION, GASA	10.910	10.910	-
420.01	DZONGKHAG ADMINISTRATION, TASHI YANGTSE	30.147	30.147	-
420.02	BUMDELING GEWOG, TASHI YANGTSE	0.113	0.113	-
420.03	JAMKHAR GEWOG, TASHI YANGTSE	0.020	0.020	-
420.04	KHAMDANG GEWOG, TASHI YANGTSE	0.005	0.005	-
420.06	TEODTSHO GEWOG, TASHI YANGTSE	0.007	0.007	-
420.08	YALANG GEWOG, TASHI YANGTSE	0.024	0.024	-
420.09	YANGTSE GEWOG, TASHI YANGTSE	0.030	0.030	-
TOTAL		1,790.294	1,767.731	22.563

SCHEDULE 8 : SCHEDULE OF REVENUE RECEIPTS AND REMITTANCES FOR THE FY 2010-11				
AU CODE	ADMINISTRATIVE UNIT	RECEIPTS	REMITTANCES	NET
119.01	ROYAL INSTITUTE OF MANAGEMENT	3.341	3.341	-
206.01	MINISTRY OF WORKS AND HUMAN SETTLEMENT	81.837	81.837	-
209.01	MINISTRY OF EDUCATION	12.861	12.861	-
101.01	HIS MAJESTY'S SECRETARIAT	2.330	2.330	-
103.01	NATIONAL ASSEMBLY OF BHUTAN	6.467	6.467	-
104.01	NATIONAL COUNCIL OF BHUTAN	4.385	4.385	-
105.01	COUNCIL FOR RELIGIOUS AFFAIRS	2.060	2.060	-
106.01	JUDICIARY	8.737	8.737	-
117.01	GROSS NATIONAL HAPPINESS COMMISSION	2.150	2.150	-
110.01	ROYAL AUDIT AUTHORITY	5.482	5.482	-
107.01	ROYAL CIVIL SERVICE COMMISSION	2.220	2.220	-
113.01	BHUTAN OLYMPIC COMMITTEE	1.410	1.410	-
118.01	NATIONAL ENVIRONMENT COMMISSION	1.352	1.352	-
116.01	CENTRE FOR BHUTAN STUDIES	0.621	0.621	-
111.01	CABINET SECRETARIAT	1.463	1.463	-
112.01	OFFICE OF THE ATTORNEY GENERAL	0.762	0.762	-
210.01	MINISTRY OF LABOUR & HUMAN RESOURCES	10.829	10.829	-
120.01	ROYAL UNIVERSITY OF BHUTAN	36.944	36.944	-
121.01	NATIONAL STATISTICS BUREAU	0.907	0.907	-
108.01	ANTI-CORRUPTION COMMISSION	1.790	1.790	-
109.01	ELECTION COMMISSION OF BHUTAN	2.404	2.404	-
122.01	BHUTAN NARCOTIC CONTROL AGENCY	0.335	0.335	-
102.01	HIS MAJESTY'S SECRETARIAT (4TH KING)	1.389	1.389	-
123.01	BHUTAN INFORMATION COMMUNICATION MEDIA AUTHORITY	0.689	0.689	-
114.01	DZONGKHAG DEVELOPMENT COMMISSION	0.949	0.949	-
115.01	NATIONAL LAND COMMISSION	9.130	9.130	-
124.01	THROMDEYS	21.195	21.195	-
207.01	MINISTRY OF INFORMATION & COMMUNICATIONS	38.799	38.799	-
401.01	DZONGKHAG ADMINISTRATION, CHHUKHA	26.127	26.127	-
406.01	DZONGKHAG ADMINISTRATION, DAGANA	12.351	12.351	-
407.01	DZONGKHAG ADMINISTRATION, PUNAKHA	16.762	16.762	-
408.01	DZONGKHAG ADMINISTRATION, WANGDUE PHO-DANG	12.474	12.474	-
410.01	DZONGKHAG ADMINISTRATION, SARPANG	16.539	16.539	-

AU CODE	ADMINISTRATIVE UNIT	RECEIPTS	REMITTANCES	NET
411.01	DZONGKHAG ADMINISTRATION, ZHEMGANG	13.686	13.686	-
412.01	DZONGKHAG ADMINISTRATION, TONGSA	9.005	9.005	-
402.01	DZONGKHAG ADMINISTRATION, HAA	6.555	6.555	-
403.01	DZONGKHAG ADMINISTRATION, PARO	17.556	17.556	-
404.01	DZONGKHAG ADMINISTRATION, SAMTSE	19.509	19.509	-
405.01	DZONGKHAG ADMINISTRATION, TSIRANG	11.093	11.093	-
413.01	DZONGKHAG ADMINISTRATION, LHUENTSE	9.841	9.841	-
414.01	DZONGKHAG ADMINISTRATION, MONGAR	19.464	19.464	-
409.01	DZONGKHAG ADMINISTRATION, BUMTHANG	8.625	8.625	-
415.01	DZONGKHAG ADMINISTRATION, PEMA GATSHEL	14.819	14.819	-
416.01	DZONGKHAG ADMINISTRATION, SAMDUP JONGKHAR	11.179	11.179	-
417.01	DZONGKHAG ADMINISTRATION, TASHIGANG	26.718	26.718	-
418.01	DZONGKHAG ADMINISTRATION, THIMPHU	7.092	7.092	-
419.01	DZONGKHAG ADMINISTRATION, GASA	2.952	2.952	-
420.01	DZONGKHAG ADMINISTRATION, TASHI YANGTSE	12.337	12.337	-
401.02	SAMPHELING GEWOG, CHHUKHA	0.132	0.132	-
401.03	BONGO GEWOG, CHHUKHA	0.332	0.332	-
401.04	CHAPCHHA GEWOG, CHHUKHA	0.140	0.140	-
401.05	DUNGNA GEWOG, CHHUKHA	0.387	0.387	-
401.06	GELING GEWOG, CHHUKHA	0.512	0.512	-
401.07	DARLA GEWOG, CHHUKHA	0.264	0.264	-
401.08	GETENA GEWOG, CHHUKHA	0.356	0.356	-
401.09	BJACHHO GEWOG, CHHUKHA	0.087	0.087	-
402.02	BJI GEWOG, HAA	0.080	0.080	-
402.04	SOMBAY GEWOG, HAA	0.042	0.042	-
402.03	KATSHO GEWOG, HAA	0.057	0.057	-
402.05	SAMA GEWOG, HAA	0.044	0.044	-
402.06	IUSU GEWOG, HAA	0.062	0.062	-
402.07	GAKIDLING GEWOG, HAA	0.066	0.066	-
403.02	DOBSHARI GEWOG, PARO	0.052	0.052	-
403.03	DOGAR GEWOG, PARO	0.086	0.086	-
403.04	DOTENG GEWOG, PARO	0.297	0.297	-
403.05	HUNGRAL GEWOG, PARO	0.036	0.036	-
403.06	LANGO GEWOG, PARO	0.032	0.032	-
403.07	LUNGNYI GEWOG, PARO	0.090	0.090	-
403.08	NAJA GEWOG, PARO	0.103	0.103	-
403.09	SHABA GEWOG, PARO	0.111	0.111	-
403.10	TSENTO GEWOG, PARO	0.148	0.148	-
403.11	WANGCHANG GEWOG, PARO	0.139	0.139	-

AU CODE	ADMINISTRATIVE UNIT	RECEIPTS	REMITTANCES	NET
404.02	BARA GEWOG, SAMTSE	0.079	0.079	-
404.03	BIRU GEWOG, SAMTSE	0.118	0.118	-
404.04	CHARGHAREY GEWOG, SAMTSE	0.054	0.054	-
404.05	CHENG MARI GEWOG, SAMTSE	0.134	0.134	-
404.06	DENCHUKHA GEWOG, SAMTSE	0.051	0.051	-
404.07	DOROKHA GEWOG, SAMTSE	0.264	0.264	-
404.08	DUMTEOD GEWOG, SAMTSE	0.056	0.056	-
404.09	YOEDSELTSEY GEWOG, SAMTSE	0.112	0.112	-
404.10	NAMGAYCHHEOLING GEWOG, SAMTSE	0.093	0.093	-
404.12	UGYENTSEY GEWOG, SAMTSE	0.044	0.044	-
404.13	PUGLI GEWOG, SAMTSE	0.101	0.101	-
404.14	SAMTSE GEWOG, SAMTSE	0.126	0.126	-
404.15	SIBSU GEWOG, SAMTSE	0.036	0.036	-
404.16	TADING GEWOG, SAMTSE	0.081	0.081	-
404.11	TENDU GEWOG, SAMTSE	0.112	0.112	-
405.02	BETENI GEWOG, TSIRANG	0.331	0.331	-
405.03	DUNGLAGANG GEWOG, TSIRANG	0.170	0.170	-
405.04	BARSHONG GEWOG, TSIRANG	0.124	0.124	-
405.05	GOSELING GEWOG, TSIRANG	0.683	0.683	-
405.06	RANGTHANGLING GEWOG, TSIRANG	0.455	0.455	-
405.07	KILKHORTHANG GEWOG, TSIRANG	0.082	0.082	-
405.08	MENDALGANG GEWOG, TSIRANG	0.039	0.039	-
405.09	PATALEY GEWOG, TSIRANG	0.084	0.084	-
405.10	PHUENTENCHHU GEWOG, TSIRANG	0.099	0.099	-
405.11	SHEMJONG GEWOG, TSIRANG	0.050	0.050	-
405.12	TSHOLINGKHAR GEWOG, TSIRANG	0.071	0.071	-
405.13	TSIRANGTEOD GEWOG, TSIRANG	0.034	0.034	-
406.02	DORONA GEWOG, DAGANA	0.019	0.019	-
406.03	DUJEYGANG GEWOG, DAGANA	0.659	0.659	-
406.04	GESARLING GEWOG, DAGANA	0.240	0.240	-
406.05	GOSHI GEWOG, DAGANA	0.332	0.330	0.001
406.06	KANA GEWOG, DAGANA	0.585	0.585	-
406.07	KHEBISA GEWOG, DAGANA	0.179	0.179	-
406.08	LAJAB GEWOG, DAGANA	0.030	0.030	-
406.09	TRASHIDING GEWOG, DAGANA	0.106	0.106	-
406.10	TSENDAGANG GEWOG, DAGANA	0.276	0.276	-
406.11	TSANGKHA GEWOG, DAGANA	0.059	0.059	-
406.12	TSEZA GEWOG, DAGANA	0.185	0.185	-
406.13	DEORALI GEWOG, DAGANA	0.039	0.039	-

AU CODE	ADMINISTRATIVE UNIT	RECEIPTS	REMITTANCES	NET
406.14	LHAMOIZINGKHA GEWOG, DAGANA	0.099	0.099	-
406.15	NICHULA GEWOG, DAGANA	0.031	0.031	-
407.02	CHHUBU GEWOG, PUNAKHA	0.132	0.132	-
407.03	GOENSHARI GEWOG, PUNAKHA	0.033	0.033	-
407.04	GUMA GEWOG, PUNAKHA	0.164	0.164	-
407.05	KABJISA GEWOG, PUNAKHA	0.157	0.157	-
407.06	LIMGBUKHA GEWOG, PUNAKHA	0.085	0.085	-
407.07	SHENGANA GEWOG, PUNAKHA	0.071	0.071	-
407.08	TALO GEWOG, PUNAKHA	0.131	0.131	-
407.09	TEOWANG GEWOG, PUNAKHA	0.214	0.214	-
407.10	DZOMA GEWOG, PUNAKHA	0.070	0.070	-
408.02	BJENA GEWOG, WANGDUE PHODANG	0.060	0.060	-
408.03	DANGCHHU GEWOG, WANGDUE PHODANG	0.049	0.049	-
408.04	DAGA GEWOG, WANGDUE PHODANG	0.078	0.078	-
408.05	GANGTEOD GEWOG, WANGDUE PHODANG	0.039	0.039	-
408.06	GASETSHOGONGM GEWOG, WANGDUE PHODANG	0.083	0.083	-
408.07	GASETSHOWOGM GEWOG, WANGDUE PHODANG	0.035	0.035	-
408.08	KAZHI GEWOG, WANGDUE PHODANG	0.100	0.100	-
408.09	NAHI GEWOG, WANGDUE PHODANG	0.068	0.068	-
408.10	NYISHO GEWOG, WANGDUE PHODANG	0.073	0.073	-
408.11	PHANGYUEL GEWOG, WANGDUE PHODANG	0.056	0.056	-
408.12	PHOBI GEWOG, WANGDUE PHODANG	0.031	0.031	-
408.13	RUBESA GEWOG, WANGDUE PHODANG	0.138	0.138	-
408.14	SEPHU GEWOG, WANGDUE PHODANG	0.058	0.058	-
408.15	ATHANG GEWOG, WANGDUE PHODANG	0.037	0.037	-
408.16	THEDTSO GEWOG, WANGDUE PHODANG	0.099	0.099	-
409.02	CHHOEKHOR GEWOG, BUMTHANG	0.135	0.135	-
409.03	CHHUME GEWOG, BUMTHANG	0.081	0.081	-
409.04	TANG GEWOG, BUMTHANG	0.113	0.113	-
409.05	URA GEWOG, BUMTHANG	0.070	0.070	-
410.02	SAMTAYLING GEWOG, SARPANG	0.126	0.126	-
410.03	CHUZARGANG GEWOG, SARPANG	0.102	0.102	-
410.04	DEKIDLNG GEWOG, SARPANG	0.145	0.145	-
410.05	DOBAN GEWOG, SARPANG	0.054	0.054	-
410.07	GELEGPHU GEWOG, SARPANG	0.200	0.200	-
410.08	HILAY GEWOG, SARPANG	0.054	0.054	-
410.09	JIGMEDCHHEOLING GEWOG, SARPANG	0.108	0.108	-
410.12	SHOMPANGKHA GEWOG, SARPANG	0.146	0.146	-
410.13	SERSHONG GEWOG, SARPANG	0.092	0.092	-

AU CODE	ADMINISTRATIVE UNIT	RECEIPTS	REMITTANCES	NET
410.11	SENGEY GEWOG, SARPANG	0.052	0.052	-
410.10	UMLING GEWOG, SARPANG	0.132	0.132	-
410.06	TAREYTHANG GEWOG, SARPANG	0.026	0.026	-
411.02	BARDO GEWOG, ZHEMGANG	0.074	0.074	-
411.03	BJOKA GEWOG, ZHEMGANG	0.044	0.044	-
411.04	NANGKOR GEWOG, ZHEMGANG	0.089	0.089	-
411.05	NGANGLA GEWOG, ZHEMGANG	0.077	0.077	-
411.06	PHANGKHAR GEWOG, ZHEMGANG	0.071	0.071	-
411.07	SHINGK HAR GEWOG, ZHEMGANG	0.048	0.048	-
411.08	TONG GEWOG, ZHEMGANG	0.421	0.421	-
411.09	GOSHING GEWOG, ZHEMGANG	0.101	0.101	-
412.02	DEGTENG GEWOG, TONGSA	0.120	0.120	-
412.03	KORPHU GEWOG, TONGSA	0.131	0.131	-
412.04	LANGTHEL GEWOG, TONGSA	0.139	0.139	-
412.05	NUBI GEWOG, TONGSA	0.059	0.059	-
412.06	TANGSIBJI GEWOG, TONGSA	0.072	0.072	-
413.02	GANGZUR GEWOG, LHUENTSE	0.192	0.192	-
413.03	JAREY GEWOG, LHUENTSE	0.407	0.407	-
413.04	KHOMA GEWOG, LHUENTSE	0.249	0.249	-
413.05	KURTEOD GEWOG, LHUENTSE	0.489	0.489	-
413.06	MINJAY GEWOG, LHUENTSE	0.101	0.101	-
413.07	MENBI GEWOG, LHUENTSE	0.024	0.024	-
413.08	METSHO GEWOG, LHUENTSE	0.580	0.580	-
413.09	TSENKHAR GEWOG, LHUENTSE	0.382	0.382	-
414.02	BALAM GEWOG, MONGAR	0.090	0.090	-
414.03	CHHALI GEWOG, MONGAR	0.073	0.073	-
414.04	CHASKHAR GEWOG, MONGAR	0.258	0.258	-
414.05	DAMETSE GEWOG, MONGAR	0.196	0.196	-
414.06	DAYPUNG GEWOG, MONGAR	0.109	0.109	-
414.07	GONGDUE GEWOG, MONGAR	0.130	0.130	-
414.08	JURMEY GEWOG, MONGAR	0.038	0.038	-
414.09	KENK HAR GEWOG, MONGAR	0.061	0.061	-
414.10	MONGAR GEWOG, MONGAR	0.195	0.195	-
414.11	NGATSHANG GEWOG, MONGAR	0.083	0.083	-
414.12	SALENG GEWOG, MONGAR	0.284	0.284	-
414.13	SHERIMUHUNG GEWOG, MONGAR	0.352	0.352	-
414.14	SILAMBI GEWOG, MONGAR	0.049	0.049	-
414.15	THANGRONG GEWOG, MONGAR	0.096	0.096	-
414.16	TSAKALING GEWOG, MONGAR	0.274	0.274	-

AU CODE	ADMINISTRATIVE UNIT	RECEIPTS	REMITTANCES	NET
414.17	TSAMANG GEWOG, MONGAR	0.059	0.059	-
414.18	NARANG GEWOG, MONGAR	0.155	0.155	-
415.02	CHONGSHING GEWOG, PEMA GATSHEL	0.046	0.046	-
415.03	CHHIMUNG GEWOG, PEMA GATSHEL	0.048	0.048	-
415.04	DUNGMIN GEWOG, PEMA GATSHEL	0.080	0.080	-
415.05	KHAR GEWOG, PEMA GATSHEL	0.097	0.097	-
415.06	SHUMAR GEWOG, PEMA GATSHEL	0.175	0.175	-
415.07	IURUNG GEWOG, PEMA GATSHEL	0.070	0.070	-
415.08	ZOBEL GEWOG, PEMA GATSHEL	0.520	0.520	-
415.09	DECHHENLING GEWOG, PEMA GATSHEL	0.045	0.045	-
415.10	NORBUGANG GEWOG, PEMA GATSHEL	0.043	0.043	-
415.11	NANONG GEWOG, PEMA GATSHEL	0.125	0.125	-
415.12	CHOEKHORLING GEWOG, PEMA GATSHEL	0.051	0.051	-
416.02	PHUENTSHOTANG GEWOG, SAMDUP JONGKHAR	0.072	0.072	-
416.03	PEMATHANG GEWOG, SAMDUP JONGKHAR	0.074	0.074	-
416.04	GOMDAR GEWOG, SAMDUP JONGKHAR	0.258	0.258	-
416.06	LANGCHENPHU GEWOG, SAMDUP JONGKHAR	0.052	0.052	-
416.07	LAURI GEWOG, SAMDUP JONGKHAR	0.033	0.033	-
416.08	MARTSHALA GEWOG, SAMDUP JONGKHAR	0.115	0.115	-
416.10	ORONG GEWOG, SAMDUP JONGKHAR	0.178	0.178	-
416.11	SAMRANG GEWOG, SAMDUP JONGKHAR	0.004	0.004	-
416.12	SERTHI GEWOG, SAMDUP JONGKHAR	0.066	0.066	-
416.09	DEWATHANG GEWOG, SAMDUP JONGKHAR	0.135	0.135	-
416.05	WANGPHU GEWOG, SAMDUP JONGKHAR	0.183	0.183	-
417.02	BARTSHAM GEWOG, TASHIGANG	0.082	0.082	-
417.03	BIDUNG GEWOG, TASHIGANG	0.283	0.283	-
417.04	KANGLUNG GEWOG, TASHIGANG	0.405	0.405	-
417.05	KANGPARA GEWOG, TASHIGANG	0.080	0.080	-
417.06	KHALING GEWOG, TASHIGANG	0.901	0.901	-
417.07	LUMANG GEWOG, TASHIGANG	1.537	1.537	-
417.08	MERAG GEWOG, TASHIGANG	0.059	0.059	-
417.10	PHONGMEY GEWOG, TASHIGANG	0.208	0.208	-
417.11	RADI GEWOG, TASHIGANG	0.223	0.223	-
417.12	SAGTENG GEWOG, TASHIGANG	0.045	0.045	-
417.13	SAMKHAR GEWOG, TASHIGANG	0.391	0.391	-
417.14	SHONGPHU GEWOG, TASHIGANG	0.204	0.204	-
417.15	THIMSHING GEWOG, TASHIGANG	0.106	0.106	-
417.16	UDZORONG GEWOG, TASHIGANG	0.381	0.381	-
417.09	YANGNYER GEWOG, TASHIGANG	0.108	0.108	-

AU CODE	ADMINISTRATIVE UNIT	RECEIPTS	REMITTANCES	NET
418.03	CHANG GEWOG, THIMPHU	0.078	0.078	-
418.04	DAGALA GEWOG, THIMPHU	0.046	0.046	-
418.05	GANYEY GEWOG, THIMPHU	0.160	0.160	-
418.06	KAWANG GEWOG, THIMPHU	0.060	0.060	-
418.07	LINGZHI GEWOG, THIMPHU	0.049	0.049	-
418.08	MEWANG GEWOG, THIMPHU	0.053	0.053	-
418.09	NARO GEWOG, THIMPHU	0.024	0.024	-
418.02	SOE GEWOG, THIMPHU	0.064	0.064	-
419.02	GEONKHAMED GEWOG, GASA	0.081	0.081	-
419.03	GEONKHATEOD GEWOG, GASA	0.023	0.023	-
419.04	LAYA GEWOG, GASA	0.037	0.037	-
419.05	LUNANA GEWOG, GASA	0.049	0.049	-
420.02	BUMDELING GEWOG, TASHI YANGTSE	0.044	0.044	-
420.03	JAMKHAR GEWOG, TASHI YANGTSE	1.098	1.098	-
420.04	KHAMDANG GEWOG, TASHI YANGTSE	0.208	0.208	-
420.05	RAMJER GEWOG, TASHI YANGTSE	0.193	0.193	-
420.06	TEODTSHO GEWOG, TASHI YANGTSE	0.041	0.041	-
420.07	TONGMIZHANGTSHA GEWOG, TASHI YANGTSE	0.085	0.085	-
420.08	YALANG GEWOG, TASHI YANGTSE	0.184	0.184	-
420.09	YANGTSE GEWOG, TASHI YANGTSE	0.034	0.034	-
208.01	MINISTRY OF HEALTH	49.058	49.058	-
401.10	LOKCHINA GEWOG, CHHUKHA	0.150	0.150	-
401.11	METAKHA GEWOG, CHHUKHA	0.042	0.042	-
401.12	PHUNTSHOLING GEWOG, CHHUKHA	0.273	0.273	-
407.11	BAAP GEWOG, PUNAKHA	0.160	0.160	-
407.12	TOEBESA GEWOG, PUNAKHA	0.138	0.138	-
125.01	DRUG REGULATORY AUTHORITY	0.367	0.367	-
126.01	TOURISM COUNCIL OF BHUTAN	5.975	5.975	-
127.01	NATIONAL COMMISSION FOR WOMEN & CHILDREN	0.390	0.390	-
202.01	MINISTRY OF FINANCE	18.408	18.408	-
201.01	MINISTRY OF HOME & CULTURAL AFFAIRS	28.983	28.983	-
203.01	MINISTRY OF FOREIGN AFFAIRS	11.418	11.418	-
204.01	MINISTRY OF AGRICULTURE & FORESTS	52.072	52.072	-
205.01	MINISTRY OF ECONOMIC AFFAIRS	13.690	13.690	-
128.01	ROYAL EDUCATION COUNCIL	1.750	1.750	-
	TOTAL	750.739	750.738	0.001

SCHEDULE 9: SCHEDULE OF MISCELLANEOUS RECEIPTS AND PAYMENTS FOR THE FY 2010-2011				
AU CODE	ADMINISTRATIVE UNIT	RECEIPTS	PAYMENTS	NET
101.01	HIS MAJESTY'S SECRETARIAT	2.536	6.329	(3.794)
102.01	HIS MAJESTY'S SECRETARIAT (4TH KING)	-	0.074	(0.074)
103.01	NATIONAL ASSEMBLY OF BHUTAN	0.050	0.035	0.015
104.01	NATIONAL COUNCIL OF BHUTAN	0.081	1.377	(1.296)
105.01	COUNCIL FOR RELIGIOUS AFFAIRS	0.359	6.323	(5.964)
106.01	JUDICIARY	15.603	19.115	(3.512)
107.01	ROYAL CIVIL SERVICE COMMISSION	0.891	1.948	(1.057)
108.01	ANTI-CORRUPTION COMMISSION	7.667	4.564	3.103
109.01	ELECTION COMMISSION OF BHUTAN	1.145	0.064	1.082
110.01	ROYAL AUDIT AUTHORITY	2.033	0.956	1.077
111.01	CABINET SECRETARIAT	0.216	3.765	(3.549)
112.01	OFFICE OF THE ATTORNEY GENERAL	0.035	0.187	(0.152)
113.01	BHUTAN OLYMPIC COMMITTEE	-	4.016	(4.016)
114.01	DZONGKHAG DEVELOPMENT COMMISSION	-	0.000	(0.000)
115.01	NATIONAL LAND COMMISSION	12.831	127.035	(114.204)
116.01	CENTRE FOR BHUTAN STUDIES	-	0.720	(0.720)
117.01	GROSS NATIONAL HAPPINESS COMMISSION	1.073	2.800	(1.727)
118.01	NATIONAL ENVIRONMENT COMMISSION	2.270	7.977	(5.707)
119.01	ROYAL INSTITUTE OF MANAGEMENT	0.627	2.677	(2.050)
120.01	ROYAL UNIVERSITY OF BHUTAN	121.125	115.417	5.709
121.01	NATIONAL STATISTICS BUREAU	0.553	1.516	(0.964)
122.01	BHUTAN NARCOTIC CONTROL AGENCY	0.173	0.857	(0.684)
124.01	THROMDEYS	7.548	7.600	(0.052)
125.01	DRUG REGULATORY AUTHORITY	0.252	1.140	(0.888)
126.01	TOURISM COUNCIL OF BHUTAN	129.762	88.565	41.197
127.01	NATIONAL COMMISSION FOR WOMEN & CHILDREN	0.097	0.204	(0.107)
128.01	ROYAL EDUCATION COUNCIL	2.021	-	2.021
130.01	ROYAL PRIVY COUNCIL	-	0.052	(0.052)
201.01	MINISTRY OF HOME & CULTURAL AFFAIRS	70.739	171.522	(100.783)
202.01	MINISTRY OF FINANCE	29.607	41.544	(11.937)
203.01	MINISTRY OF FOREIGN AFFAIRS	44.383	192.528	(148.145)
204.01	MINISTRY OF AGRICULTURE & FORESTS	62.078	200.371	(138.292)
205.01	MINISTRY OF ECONOMIC AFFAIRS	33.284	72.594	(39.310)
206.01	MINISTRY OF WORKS AND HUMAN SETTLEMENT	310.159	1,107.370	(797.211)
207.01	MINISTRY OF INFORMATION & COMMUNICATIONS	236.222	89.783	146.439
208.01	MINISTRY OF HEALTH	271.465	104.066	167.398
209.01	MINISTRY OF EDUCATION	101.623	98.355	3.268

AU CODE	ADMINISTRATIVE UNIT	RECEIPTS	PAYMENTS	NET
210.01	MINISTRY OF LABOUR & HUMAN RESOURCES	10.287	40.621	(30.334)
401.01	DZONGKHAG ADMINISTRATION, CHHUKHA	25.174	47.812	(22.639)
401.02	SAMPHELING GEWOG, CHHUKHA	1.194	0.922	0.272
401.03	BONGO GEWOG, CHHUKHA	-	1.870	(1.870)
401.04	CHAPCHHA GEWOG, CHHUKHA	0.070	2.280	(2.210)
401.05	DUNGNA GEWOG, CHHUKHA	20.076	2.139	17.937
401.06	GELING GEWOG, CHHUKHA	-	0.451	(0.451)
401.07	DARLA GEWOG, CHHUKHA	0.528	1.749	(1.221)
401.08	GETENA GEWOG, CHHUKHA	0.311	1.179	(0.868)
401.09	BJACHHO GEWOG, CHHUKHA	-	0.769	(0.769)
401.10	LOKCHINA GEWOG, CHHUKHA	2.495	1.494	1.001
401.11	METAKHA GEWOG, CHHUKHA	0.228	0.267	(0.040)
401.12	PHUNTSHOLING GEWOG, CHHUKHA	0.643	1.005	(0.363)
402.01	DZONGKHAG ADMINISTRATION, HAA	1.142	27.878	(26.737)
402.02	BJI GEWOG, HAA	0.004	1.005	(1.001)
402.03	KATSHO GEWOG, HAA	0.122	0.629	(0.507)
402.04	SOMBAY GEWOG, HAA	0.000	0.101	(0.101)
402.05	SAMA GEWOG, HAA	0.099	0.605	(0.506)
402.06	IUSU GEWOG, HAA	0.382	1.186	(0.804)
402.07	GAKIDLING GEWOG, HAA	0.275	0.937	(0.662)
403.01	DZONGKHAG ADMINISTRATION, PARO	8.412	29.588	(21.176)
403.02	DOBSHARI GEWOG, PARO	-	0.200	(0.200)
403.03	DOGAR GEWOG, PARO	0.011	0.031	(0.020)
403.04	DOTENG GEWOG, PARO	-	0.173	(0.173)
403.05	HUNGRAL GEWOG, PARO	-	0.620	(0.620)
403.07	LUNGNYI GEWOG, PARO	0.301	0.315	(0.014)
403.08	NAJA GEWOG, PARO	-	1.124	(1.124)
403.09	SHABA GEWOG, PARO	-	0.186	(0.186)
403.10	TSENTO GEWOG, PARO	-	0.220	(0.220)
403.11	WANGCHANG GEWOG, PARO	-	0.263	(0.263)
404.01	DZONGKHAG ADMINISTRATION, SAMTSE	5.936	63.121	(57.184)
404.02	BARA GEWOG, SAMTSE	0.283	0.354	(0.071)
404.03	BIRU GEWOG, SAMTSE	-	1.528	(1.528)
404.04	CHARGHAREY GEWOG, SAMTSE	-	0.089	(0.089)
404.05	CHENGMARI GEWOG, SAMTSE	-	1.230	(1.230)
404.06	DENCHUKHA GEWOG, SAMTSE	0.600	0.253	0.347
404.07	DOROKHA GEWOG, SAMTSE	1.393	1.066	0.327
404.08	DUMTEOD GEWOG, SAMTSE	-	0.858	(0.858)
404.09	YOEDSELTSEY GEWOG, SAMTSE	-	0.651	(0.651)

AU CODE	ADMINISTRATIVE UNIT	RECEIPTS	PAYMENTS	NET
404.10	NAMGAYCHHEOLING GEWOG, SAMTSE	0.007	0.492	(0.485)
404.11	TENDU GEWOG, SAMTSE	0.869	0.763	0.105
404.12	UGYENTSEY GEWOG, SAMTSE	-	1.598	(1.598)
404.13	PUGLI GEWOG, SAMTSE	-	1.489	(1.489)
404.14	SAMTSE GEWOG, SAMTSE	-	1.004	(1.004)
404.15	SIBSU GEWOG, SAMTSE	-	1.442	(1.442)
404.16	TADING GEWOG, SAMTSE	-	0.212	(0.212)
405.01	DZONGKHAG ADMINISTRATION, TSIRANG	8.232	30.796	(22.563)
405.02	BETENI GEWOG, TSIRANG	0.053	1.865	(1.813)
405.03	DUNGLAGANG GEWOG, TSIRANG	-	1.186	(1.186)
405.04	BARSHONG GEWOG, TSIRANG	-	0.680	(0.680)
405.05	GOSELING GEWOG, TSIRANG	-	0.842	(0.842)
405.06	RANGTHANGLING GEWOG, TSIRANG	-	1.306	(1.306)
405.07	KILKHORTHANG GEWOG, TSIRANG	-	0.554	(0.554)
405.08	MENDALGANG GEWOG, TSIRANG	-	0.236	(0.236)
405.09	PATALEY GEWOG, TSIRANG	0.385	0.246	0.139
405.10	PHUENTENCHHU GEWOG, TSIRANG	-	0.579	(0.579)
405.11	SHEMJONG GEWOG, TSIRANG	-	0.423	(0.423)
405.12	TSHOLINGKCHAR GEWOG, TSIRANG	-	1.063	(1.063)
405.13	TSIRANGTEOD GEWOG, TSIRANG	-	0.932	(0.932)
406.01	DZONGKHAG ADMINISTRATION, DAGANA	14.471	63.408	(48.936)
406.02	DORONA GEWOG, DAGANA	-	0.780	(0.780)
406.03	DUJEYGANG GEWOG, DAGANA	-	1.680	(1.680)
406.04	GESARLING GEWOG, DAGANA	0.900	1.017	(0.117)
406.05	GOSHI GEWOG, DAGANA	1.019	0.386	0.633
406.06	KANA GEWOG, DAGANA	0.069	2.901	(2.832)
406.07	KHEBISA GEWOG, DAGANA	-	1.743	(1.743)
406.08	LAJAB GEWOG, DAGANA	-	0.267	(0.267)
406.09	TRASHIDING GEWOG, DAGANA	-	0.601	(0.601)
406.10	TSENDAGANG GEWOG, DAGANA	-	1.259	(1.259)
406.11	TSANGKHA GEWOG, DAGANA	-	1.062	(1.062)
406.12	TSEZA GEWOG, DAGANA	-	0.901	(0.901)
406.13	DEORALI GEWOG, DAGANA	-	0.337	(0.337)
406.14	LHAMOIZINGKHA GEWOG, DAGANA	-	1.247	(1.247)
406.15	NICHULA GEWOG, DAGANA	-	0.672	(0.672)
407.01	DZONGKHAG ADMINISTRATION, PUNAKHA	32.222	42.958	(10.736)
407.02	CHHUBU GEWOG, PUNAKHA	0.600	1.268	(0.668)
407.03	GOENSHARI GEWOG, PUNAKHA	-	0.079	(0.079)
407.04	GUMA GEWOG, PUNAKHA	0.055	0.439	(0.384)

AU CODE	ADMINISTRATIVE UNIT	RECEIPTS	PAYMENTS	NET
407.05	KABJISA GEWOG, PUNAKHA	0.583	0.998	(0.415)
407.06	LIMGBUKHA GEWOG, PUNAKHA	-	0.023	(0.023)
407.07	SHENGANA GEWOG, PUNAKHA	0.394	0.548	(0.154)
407.08	TALO GEWOG, PUNAKHA	0.702	0.318	0.384
407.09	TEOWANG GEWOG, PUNAKHA	-	0.316	(0.316)
407.10	DZOMA GEWOG, PUNAKHA	-	0.095	(0.095)
407.11	BAAP GEWOG, PUNAKHA	-	5.936	(5.936)
407.12	TOEBESA GEWOG, PUNAKHA	-	0.023	(0.023)
408.01	DZONGKHAG ADMINISTRATION, WANGDUE PHODANG	9.452	22.063	(12.611)
408.02	BJENA GEWOG, WANGDUE PHODANG	0.107	0.444	(0.337)
408.03	DANGCHHU GEWOG, WANGDUE PHODANG	0.008	0.089	(0.081)
408.04	DAGA GEWOG, WANGDUE PHODANG	-	0.032	(0.032)
408.05	GANGTEOD GEWOG, WANGDUE PHODANG	-	0.193	(0.193)
408.06	GASETSHOGONGM GEWOG, WANGDUE PHODANG	0.001	0.433	(0.432)
408.07	GASETSHOWOGM GEWOG, WANGDUE PHODANG	-	0.499	(0.499)
408.08	KAZHI GEWOG, WANGDUE PHODANG	0.017	0.153	(0.137)
408.09	NAHI GEWOG, WANGDUE PHODANG	-	0.287	(0.287)
408.10	NYISHO GEWOG, WANGDUE PHODANG	-	0.237	(0.237)
408.11	PHANGYUEL GEWOG, WANGDUE PHODANG	-	0.312	(0.312)
408.12	PHOBI GEWOG, WANGDUE PHODANG	0.001	0.179	(0.178)
408.13	RUBESA GEWOG, WANGDUE PHODANG	0.467	1.369	(0.902)
408.14	SEPHU GEWOG, WANGDUE PHODANG	-	0.507	(0.507)
408.15	ATHANG GEWOG, WANGDUE PHODANG	-	0.018	(0.018)
408.16	THEDTSHO GEWOG, WANGDUE PHODANG	0.242	0.258	(0.015)
409.01	DZONGKHAG ADMINISTRATION, BUMTHANG	4.780	21.173	(16.393)
409.02	CHHOEKHOR GEWOG, BUMTHANG	-	1.072	(1.072)
409.03	CHHUME GEWOG, BUMTHANG	-	0.971	(0.971)
409.04	TANG GEWOG, BUMTHANG	-	0.564	(0.564)
409.05	URA GEWOG, BUMTHANG	-	0.487	(0.487)
410.01	DZONGKHAG ADMINISTRATION, SARPANG	17.273	70.928	(53.656)
410.02	SAMTAYLING GEWOG, SARPANG	-	0.534	(0.534)
410.03	CHUZARGANG GEWOG, SARPANG	-	0.580	(0.580)
410.04	DEKIDLNG GEWOG, SARPANG	-	0.237	(0.237)
410.05	DOBAN GEWOG, SARPANG	0.899	1.307	(0.408)
410.06	TAREYTHANG GEWOG, SARPANG	-	0.129	(0.129)
410.07	GELEGPHU GEWOG, SARPANG	-	1.108	(1.108)
410.08	HILAY GEWOG, SARPANG	-	0.236	(0.236)
410.09	JIGMEDCHHEOLING GEWOG, SARPANG	-	0.456	(0.456)
410.10	UMLING GEWOG, SARPANG	2.000	4.165	(2.165)

AU CODE	ADMINISTRATIVE UNIT	RECEIPTS	PAYMENTS	NET
410.11	SENGEY GEWOG, SARPANG	-	0.190	(0.190)
410.12	SHOMPANGKHA GEWOG, SARPANG	0.270	0.944	(0.675)
410.13	SERSHONG GEWOG, SARPANG	-	0.541	(0.541)
411.01	DZONGKHAG ADMINISTRATION, ZHEMGANG	10.471	36.879	(26.408)
411.02	BARDO GEWOG, ZHEMGANG	-	0.131	(0.131)
411.04	NANGKOR GEWOG, ZHEMGANG	-	0.327	(0.327)
411.05	NGANGLA GEWOG, ZHEMGANG	0.129	0.637	(0.509)
411.06	PHANGKHAR GEWOG, ZHEMGANG	0.046	0.046	-
411.07	SHINGKHAR GEWOG, ZHEMGANG	0.060	0.596	(0.536)
411.08	TONG GEWOG, ZHEMGANG	0.690	1.956	(1.266)
411.09	GOSHING GEWOG, ZHEMGANG	0.031	0.031	-
412.01	DZONGKHAG ADMINISTRATION, TONGSA	5.928	24.337	(18.409)
412.02	DEGTENG GEWOG, TONGSA	-	1.293	(1.293)
412.03	KORPHU GEWOG, TONGSA	-	2.307	(2.307)
412.04	LANGTHEL GEWOG, TONGSA	-	0.172	(0.172)
412.05	NUBI GEWOG, TONGSA	-	0.057	(0.057)
412.06	TANGSIBJI GEWOG, TONGSA	-	1.672	(1.672)
413.01	DZONGKHAG ADMINISTRATION, LHUENTSE	20.435	38.492	(18.057)
413.02	GANGZUR GEWOG, LHUENTSE	0.199	1.948	(1.749)
413.03	JAREY GEWOG, LHUENTSE	2.998	2.735	0.263
413.04	KHOMA GEWOG, LHUENTSE	-	1.570	(1.570)
413.05	KURTEOD GEWOG, LHUENTSE	-	3.238	(3.238)
413.06	MINJAY GEWOG, LHUENTSE	-	0.768	(0.768)
413.07	MENBI GEWOG, LHUENTSE	-	0.315	(0.315)
413.08	METSHO GEWOG, LHUENTSE	-	3.610	(3.610)
413.09	TSENKHAR GEWOG, LHUENTSE	0.081	1.019	(0.939)
414.01	DZONGKHAG ADMINISTRATION, MONGAR	39.758	94.770	(55.012)
414.02	BALAM GEWOG, MONGAR	-	0.213	(0.213)
414.04	CHASKHAR GEWOG, MONGAR	-	0.095	(0.095)
414.05	DAMETSE GEWOG, MONGAR	0.868	0.289	0.579
414.06	DAYPUNG GEWOG, MONGAR	-	0.139	(0.139)
414.07	GONGDUE GEWOG, MONGAR	-	0.326	(0.326)
414.08	JURMEY GEWOG, MONGAR	-	0.615	(0.615)
414.09	KENGGHAR GEWOG, MONGAR	-	1.219	(1.219)
414.10	MONGAR GEWOG, MONGAR	-	1.172	(1.172)
414.11	NGATSHANG GEWOG, MONGAR	-	0.403	(0.403)
414.12	SALENG GEWOG, MONGAR	-	0.532	(0.532)
414.13	SHERIMUHUNG GEWOG, MONGAR	-	2.123	(2.123)
414.14	SILAMBI GEWOG, MONGAR	0.380	0.156	0.224

AU CODE	ADMINISTRATIVE UNIT	RECEIPTS	PAYMENTS	NET
414.15	THANGRONG GEWOG, MONGAR	-	0.467	(0.467)
414.16	TSAKALING GEWOG, MONGAR	-	0.622	(0.622)
414.17	TSAMANG GEWOG, MONGAR	-	0.067	(0.067)
414.18	NARANG GEWOG, MONGAR	-	0.374	(0.374)
415.01	DZONGKHAG ADMINISTRATION, PEMA GATSHEL	32.397	60.637	(28.240)
415.02	CHONGSHING GEWOG, PEMA GATSHEL	-	0.470	(0.470)
415.03	CHHIMUNG GEWOG, PEMA GATSHEL	0.169	0.523	(0.354)
415.04	DUNGMIN GEWOG, PEMA GATSHEL	-	0.326	(0.326)
415.05	KHAR GEWOG, PEMA GATSHEL	0.680	0.617	0.063
415.06	SHUMAR GEWOG, PEMA GATSHEL	0.271	0.577	(0.306)
415.07	IURUNG GEWOG, PEMA GATSHEL	0.160	0.573	(0.413)
415.08	ZOBEL GEWOG, PEMA GATSHEL	-	2.333	(2.333)
415.09	DECHHENLING GEWOG, PEMA GATSHEL	0.028	0.206	(0.178)
415.10	NORBUGANG GEWOG, PEMA GATSHEL	-	0.168	(0.168)
415.11	NANONG GEWOG, PEMA GATSHEL	-	2.504	(2.504)
415.12	CHOEKHORLING GEWOG, PEMA GATSHEL	-	0.215	(0.215)
416.01	DZONGKHAG ADMINISTRATION, SAMDUP JONGKHAR	14.691	59.880	(45.189)
416.02	PHUENTSHOTANG GEWOG, SAMDUP JONGKHAR	-	0.609	(0.609)
416.03	PEMATHANG GEWOG, SAMDUP JONGKHAR	-	1.020	(1.020)
416.04	GOMDAR GEWOG, SAMDUP JONGKHAR	4.177	2.304	1.874
416.05	WANGPHU GEWOG, SAMDUP JONGKHAR	0.782	1.010	(0.229)
416.06	LANGCHENPHU GEWOG, SAMDUP JONGKHAR	0.010	0.140	(0.130)
416.07	LAURI GEWOG, SAMDUP JONGKHAR	0.523	0.329	0.194
416.08	MARTSHALA GEWOG, SAMDUP JONGKHAR	-	1.223	(1.223)
416.09	DEWATHANG GEWOG, SAMDUP JONGKHAR	1.879	0.401	1.478
416.10	ORONG GEWOG, SAMDUP JONGKHAR	1.006	0.819	0.187
416.12	SERTHI GEWOG, SAMDUP JONGKHAR	0.245	0.388	(0.143)
417.01	DZONGKHAG ADMINISTRATION, TASHIGANG	7.125	72.812	(65.687)
417.02	BARTSHAM GEWOG, TASHIGANG	-	0.527	(0.527)
417.03	BIDUNG GEWOG, TASHIGANG	-	1.022	(1.022)
417.04	KANGLUNG GEWOG, TASHIGANG	-	2.110	(2.110)
417.05	KANGPARA GEWOG, TASHIGANG	-	0.671	(0.671)
417.06	KHALING GEWOG, TASHIGANG	-	3.933	(3.933)
417.07	LUMANG GEWOG, TASHIGANG	-	5.544	(5.544)
417.08	MERAG GEWOG, TASHIGANG	-	0.214	(0.214)
417.09	YANGNYER GEWOG, TASHIGANG	-	0.348	(0.348)
417.10	PHONGMEY GEWOG, TASHIGANG	-	1.346	(1.346)
417.11	RADI GEWOG, TASHIGANG	0.070	0.819	(0.749)
417.12	SAGTENG GEWOG, TASHIGANG	-	0.368	(0.368)

AU CODE	ADMINISTRATIVE UNIT	RECEIPTS	PAYMENTS	NET
417.13	SAMKHAR GEWOG, TASHIGANG	-	1.677	(1.677)
417.14	SHONGPHU GEWOG, TASHIGANG	-	0.762	(0.762)
417.15	THIMSHING GEWOG, TASHIGANG	-	0.385	(0.385)
417.16	UDZORONG GEWOG, TASHIGANG	0.005	3.068	(3.063)
418.01	DZONGKHAG ADMINISTRATION, THIMPHU	3.268	32.143	(28.875)
418.02	SOE GEWOG, THIMPHU	-	2.179	(2.179)
418.03	CHANG GEWOG, THIMPHU	0.417	1.882	(1.465)
418.04	DAGALA GEWOG, THIMPHU	-	0.185	(0.185)
418.05	GANYEY GEWOG, THIMPHU	-	1.330	(1.330)
418.06	KAWANG GEWOG, THIMPHU	-	0.556	(0.556)
418.07	LINGZHI GEWOG, THIMPHU	0.328	0.260	0.068
418.08	MEWANG GEWOG, THIMPHU	-	1.459	(1.459)
418.09	NARO GEWOG, THIMPHU	-	0.070	(0.070)
419.01	DZONGKHAG ADMINISTRATION, GASA	-	15.738	(15.738)
419.02	GEONKHAMED GEWOG, GASA	0.705	0.654	0.051
419.03	GEONKHATEOD GEWOG, GASA	-	0.048	(0.048)
419.04	LAYA GEWOG, GASA	0.448	1.910	(1.462)
419.05	LUNANA GEWOG, GASA	0.024	0.155	(0.131)
420.01	DZONGKHAG ADMINISTRATION, TASHI YANGTSE	2.859	57.262	(54.404)
420.02	BUMDELING GEWOG, TASHI YANGTSE	-	1.393	(1.393)
420.03	JAMKHAR GEWOG, TASHI YANGTSE	-	1.416	(1.416)
420.04	KHAMDANG GEWOG, TASHI YANGTSE	-	5.088	(5.088)
420.05	RAMJER GEWOG, TASHI YANGTSE	-	1.196	(1.196)
420.06	TEODTSHO GEWOG, TASHI YANGTSE	0.264	0.385	(0.121)
420.07	TONGMIZHANGTSHA GEWOG, TASHI YANGTSE	0.035	2.035	(2.000)
420.08	YALANG GEWOG, TASHI YANGTSE	0.301	1.599	(1.298)
420.09	YANGTSE GEWOG, TASHI YANGTSE	0.780	4.867	(4.087)
		1,800.271	3,626.288	(1,826.017)

SCHEDULE 10: SCHEDULE OF RELEASES AGAINST DISHONOURED CHEQUES OF FY 2010-11			
Sl. No.	ACCOUNT NO	ACCOUNT NAME	Nu. in million
1	101.01/1001	His Majesty's Secretariat, Thimphu	1,107,730.270
2	104.01/1001	National Council Secretariat, Thimphu	38,894.980
3	106.01/1010	District Court, Samtse	23,481.000
4	106.01/1024	Dungkhag Court, Gelephu	47,040.000
5	108.01/1001	Anti-Corruption Commission	9,144.200
6	112.01/1001	Office of Legal Affairs, Thimphu	19,860.000
7	115.01/1001	National Land Commission, Thimphu	23,393.290
8	119.01/1001	Royal Institute of Management, Semtokha	980.000
9	120.01/1002	Sherubtse College, Kanglung	4,793.000
10	120.01/1004	College of Science and Technology	24,299.800
11	120.01/1005	National Institute of Education, Paro	5,993.000
12	121.01/2001	National Statistical Bureau, Thimphu	115,000.000
13	122.01/1001	Bhutan Narcotic Control Agency, Thimphu	16,600.000
15	126.01/1001	Tourism Council of Bhutan	10,856.000
16	126.01/1002	HTMTI-Construction Project	4,390.000
17	201.01/1006	Department of Disaster Management, MoHCA, Thimphu	3,920.000
18	201.01/1007	Royal Bhutan Police, HQ	238,470.000
19	201.01/1012	Regional Immigration Office, MoHCA, Phuentsholing	11,863.000
20	201.01/1013	Regional Immigration Office, MoHCA, Samdrup Jongkhar	3,234.000
21	202.01/1001	Ministry of Finance Secretariat, Thimphu	4,994.140
22	202.01/1004	Department of Revenue and Customs, Ministry of Finance, Thimphu	163,683.000
23	202.01/1005	Department of National Properties, MoF, Thimphu	7,300.000
24	202.01/1010	Regional Revenue & Customs Office, S/Jongkhar	24,440.000
25	202.01/1016	Department of National Properties (D/Works), MoF, Thimphu	48,817.000
26	202.01/2006	AFD, Ministry of Finance, Thimphu	29,797.400
27	204.01/1003	Department of Livestock, MoA, Thimphu	882.000
28	204.01/1004	Department of Forests and Park Services, MOA, Thimphu	22,120.000
29	204.01/1005	Council of RNR Research of Bhutan, CoRRB	919.000
30	204.01/1007	National Biodiversity Centre, Serbithang	54,925.190
31	204.01/1012	National Soil Service Centre, Semtokha	97,789.000
32	204.01/1013	Royal Vety. Epidemiology Centre, Serbithang	47,000.000
33	204.01/1016	National Livestock Breeding Programme, Yusipang	9,700.000
34	204.01/1036	Sakten Wildlife Sanctuary, Trashigang	19,161.000
35	204.01/1040	Royal Manas National Park, Gelephu	11,164.000
36	204.01/1057	RNR-Research Centre, Jakar, Bumthang	12,823.000
37	204.01/2008	S/tainable land Mgt. Project, NSSC, MoA, Semtokha	25,134.940

Sl. No.	ACCOUNT NO	ACCOUNT NAME	Nu. in million
38	204.01/2009	EU Livestock Project-Support to Livestock Sector in Bhutan, DOL, MOA, Thimphu	5,607.600
39	204.01/2012	Project Facilitation Office, Khangma, Trashigang	5,567.000
40	204.01/2016	Ugyen Wangchuck Institute for Conservation and Environment	513,591.510
41	204.01/2018	Decentralised Rural Development Project, MoA	2,091.000
42	204.01/2024	Royal Manas National Park, Gelephu	20,267.000
43	204.01/2031	Department of Livestock, Ministry of Agriculture, Thimphu	5,607.300
44	205.01/1001	Ministry of Trade & Economics Affairs, Thimphu	51,244.000
45	205.01/1003	Department of Geology & Mines, MTEA, Thimphu	1,748.000
46	205.01/1005	Department of Industry, MTEA, Thimphu	12,414.000
47	205.01/1007	Regional Trade & Industry Office, MTI, Phuentsholing	2,744.000
48	205.01/1011	Dept. of Geology & Mines (Deposit Works), MTI, Thimphu	1,748.000
49	206.01/1001	Secretariat, Ministry of Works & Human Settlement, Thimphu	2,028.000
50	206.01/1002	Department of Roads, Thimphu	946.000
51	206.01/1003	Department of Urban Development & Housing, MoWHS, Thimphu	500.000
52	206.01/1009	Field Roads Maintenance Division, DOR, Lingmithang	62,324.000
53	206.01/1011	Field Roads Maintenance Division, DOR, Thimphu	1,915,713.760
54	206.01/1015	National Housing Development Corporation (NHDC)	52,704.000
55	206.01/2007	UIDP-ADB, City Corporation, Thimphu	9,578.270
56	207.01/1002	Department of Civil Aviation	2,467,058.000
57	208.01/1003	Department of Medical Services, MoH, Thimphu	490.000
58	208.01/1004	J.D.W. National Referral Hospital, Thimphu	55,072.950
59	208.01/1006	Central Regional Referral Hospital, Gelephu	1,741.000
60	208.01/2005	Vector-Borne Disease Control Programme, Gelephu	3,475.000
61	208.01/2011	HIV/AIDS & STI Prevention & Control Project, MoH	5,000.000
62	208.01/2016	International Assistance, Ministry of Health, Thimphu	100,000.000
63	210.01/1005	Department of Employment, MoLHR	36,610.000
64	210.01/1012	Serzhong Vocational Training Institute, Gelephu, Sarpang	14,607.000
65	401.02/1001	Sampheling Geog, Chhuka	2,532.000
66	402.01/1001	Dzongkhag Administration, Haa	19,613.000
67	402.02/1001	Bjee Geog, Ha Dzongkhag	571.000
68	402.03/1001	Kastho Geog, Ha Dzongkhag	121,062.000
69	402.05/1001	Sama Geog, Ha Dzongkhag	98,528.000
70	402.06/1001	Uesu Geog, Ha Dzongkhag	381,256.000
71	402.07/1001	Gakiling Geog, Haa Dzongkhag	274,377.000
72	403.01/1001	Dzongkhag Administration, Paro	796.000
73	405.01/1001	Dzongkhag Administration, Tsirang	1,135.000

Sl. No.	ACCOUNT NO	ACCOUNT NAME	Nu. in million
74	406.06/1001	Kana Geog, Dagana Dzongkhag	69,067.000
75	407.04/1001	Guma Geog, Punakha Dzongkhag	54,619.000
76	408.01/1001	Dzongkhag Administration, Wangdue Phodrang	5,760.000
77	408.03/1001	Dangchhu Geog, Wangdue Phodrang Dzongkhag	7,840.000
78	408.08/1001	Kashi Geog, Wangdue Phodrang Dzongkhag	16,733.000
79	408.12/1001	Phobjee Geog, Wangdue Phodrang Dzongkhag	742.000
80	408.13/1001	Roepa Geog, Wangdue Phodrang Dzongkhag	169,147.000
81	409.01/1001	Dzongkhag Administration, Bumthang	41,264.000
82	413.03/1001	Jarey Geog, Lhuentse Dzongkhag	10,500.000
83	414.01/2001	Mongar Dzongkhag	49,113.830
84	415.09/1001	Decheling Gewog, Nganglam Dungkhag	28,078.000
85	416.06/1001	Langchenphu Geog, Samdrup Jongkhar Dzongkhag	10,028.000
86	417.01/1004	Wamrong Dungkhag, Tashigang	199,500.000
87	417.06/1001	Khaling Geog, Trashigang Dzongkhag	199,500.000
88	418.01/1001	Dzongkhag Administration, Thimphu	7,822.000
89	418.03/1001	Chang Geog, Thimphu Dzongkhag	287,925.800
		TOTAL	10,017,881.840

SCHEDULE 11: SCHEDULE OF ADVANCES AND SUSPENSE DURING THE FY 2010-11				
AU CODE	ADMINISTRATIVE UNIT	RECEIPTS	PAYMENTS	NET
101.01	HIS MAJESTY'S SECRETARIAT	4.285	4.686	(0.401)
102.01	HIS MAJESTY'S SECRETARIAT (4TH KING)	0.022	0.022	-
103.01	NATIONAL ASSEMBLY OF BHUTAN	11.232	11.676	(0.444)
104.01	NATIONAL COUNCIL OF BHUTAN	7.533	19.312	(11.779)
105.01	COUNCIL FOR RELIGIOUS AFFAIRS	392.679	419.279	(26.601)
106.01	JUDICIARY	26.796	36.651	(9.855)
107.01	ROYAL CIVIL SERVICE COMMISSION	5.656	6.142	(0.486)
108.01	ANTI-CORRUPTION COMMISSION	5.934	6.770	(0.836)
109.01	ELECTION COMMISSION OF BHUTAN	19.830	134.816	(114.987)
110.01	ROYAL AUDIT AUTHORITY	3.858	6.154	(2.296)
111.01	CABINET SECRETARIAT	15.538	16.895	(1.356)
112.01	OFFICE OF THE ATTORNEY GENERAL	0.240	12.326	(12.087)
113.01	BHUTAN OLYMPIC COMMITTEE	17.325	16.628	0.697
114.01	DZONGKHAG DEVELOPMENT COMMISSION	3.036	3.044	(0.008)
115.01	NATIONAL LAND COMMISSION	135.579	92.124	43.455
116.01	CENTRE FOR BHUTAN STUDIES	1.437	1.645	(0.208)
117.01	GROSS NATIONAL HAPPINESS COMMISSION	24.311	25.787	(1.476)
118.01	NATIONAL ENVIRONMENT COMMISSION	17.934	18.415	(0.481)
119.01	ROYAL INSTITUTE OF MANAGEMENT	12.175	16.319	(4.145)
120.01	ROYAL UNIVERSITY OF BHUTAN	206.194	338.368	(132.173)
121.01	NATIONAL STATISTICS BUREAU	2.255	2.212	0.043
122.01	BHUTAN NARCOTIC CONTROL AGENCY	1.997	3.091	(1.094)
123.01	BHUTAN INFORMATION COMMUNICATION MEDIA AUTHORITY	0.622	0.622	(0.000)
124.01	THROMDEYS	17.484	23.949	(6.465)
125.01	DRUG REGULATORY AUTHORITY	2.768	2.769	(0.001)
126.01	TOURISM COUNCIL OF BHUTAN	198.446	209.815	(11.369)
127.01	NATIONAL COMMISSION FOR WOMEN & CHILDREN	2.712	4.743	(2.031)
128.01	ROYAL EDUCATION COUNCIL	6.129	6.144	(0.015)
130.01	ROYAL PRIVY COUNCIL	0.052	-	0.052
201.01	MINISTRY OF HOME & CULTURAL AFFAIRS	318.814	350.641	(31.827)
202.01	MINISTRY OF FINANCE	165.024	213.080	(48.056)
203.01	MINISTRY OF FOREIGN AFFAIRS	64.953	90.865	(25.913)
204.01	MINISTRY OF AGRICULTURE & FORESTS	447.834	448.906	(1.072)
205.01	MINISTRY OF ECONOMIC AFFAIRS	99.908	75.365	24.543
206.01	MINISTRY OF WORKS AND HUMAN SETTLEMENT	1,378.781	1,427.839	(49.057)
207.01	MINISTRY OF INFORMATION & COMMUNICATIONS	363.166	779.209	(416.043)
208.01	MINISTRY OF HEALTH	291.034	475.314	(184.279)
209.01	MINISTRY OF EDUCATION	312.014	507.015	(195.001)

AU CODE	ADMINISTRATIVE UNIT	RECEIPTS	PAYMENTS	NET
210.01	MINISTRY OF LABOUR & HUMAN RESOURCES	111.174	163.279	(52.105)
401.01	DZONGKHAG ADMINISTRATION, CHHUKHA	109.833	111.650	(1.816)
401.02	SAMPHELING GEWOG, CHHUKHA	3.380	2.544	0.836
401.03	BONGO GEWOG, CHHUKHA	5.691	4.398	1.293
401.04	CHAPCHHA GEWOG, CHHUKHA	4.054	3.515	0.539
401.05	DUNGNA GEWOG, CHHUKHA	15.760	21.652	(5.892)
401.06	GELING GEWOG, CHHUKHA	0.727	0.294	0.433
401.07	DARLA GEWOG, CHHUKHA	5.963	5.113	0.850
401.08	GETENA GEWOG, CHHUKHA	3.846	2.676	1.170
401.09	BJACHHO GEWOG, CHHUKHA	1.597	1.989	(0.392)
401.10	LOKCHINA GEWOG, CHHUKHA	18.763	18.316	0.448
401.11	METAKHA GEWOG, CHHUKHA	1.401	1.286	0.114
401.12	PHUNTSOLING GEWOG, CHHUKHA	4.207	3.856	0.350
402.01	DZONGKHAG ADMINISTRATION, HAA	54.938	51.822	3.116
402.02	BJI GEWOG, HAA	1.205	1.290	(0.085)
402.03	KATSHO GEWOG, HAA	0.787	0.461	0.327
402.04	SOMBAY GEWOG, HAA	0.815	0.756	0.059
402.05	SAMA GEWOG, HAA	0.954	0.808	0.146
402.06	IUSU GEWOG, HAA	0.939	0.813	0.125
402.07	GAKIDLING GEWOG, HAA	0.700	0.447	0.253
403.01	DZONGKHAG ADMINISTRATION, PARO	76.923	102.334	(25.410)
403.02	DOBSHARI GEWOG, PARO	0.643	0.443	0.200
403.03	DOGAR GEWOG, PARO	1.072	1.072	-
403.04	DOTENG GEWOG, PARO	1.967	1.672	0.295
403.05	HUNGRAL GEWOG, PARO	0.905	0.795	0.110
403.06	LANGO GEWOG, PARO	0.340	0.340	-
403.07	LUNGNYI GEWOG, PARO	1.440	1.151	0.289
403.08	NAJA GEWOG, PARO	1.384	0.610	0.774
403.09	SHABA GEWOG, PARO	0.801	0.752	0.049
403.10	TSENTO GEWOG, PARO	0.672	0.672	-
403.11	WANGCHANG GEWOG, PARO	1.041	0.948	0.093
404.01	DZONGKHAG ADMINISTRATION, SAMTSE	99.550	101.226	(1.676)
404.02	BARA GEWOG, SAMTSE	1.198	1.114	0.084
404.03	BIRU GEWOG, SAMTSE	2.557	1.593	0.964
404.04	CHARGHAREY GEWOG, SAMTSE	1.548	1.462	0.086
404.05	CHENGMARI GEWOG, SAMTSE	2.885	2.055	0.830
404.06	DENCHUKHA GEWOG, SAMTSE	1.235	1.017	0.218
404.07	DOROKHA GEWOG, SAMTSE	2.829	1.763	1.066
404.08	DUMTEOD GEWOG, SAMTSE	1.669	0.990	0.679

AU CODE	ADMINISTRATIVE UNIT	RECEIPTS	PAYMENTS	NET
404.09	YOEDSELTSEY GEWOG, SAMTSE	0.944	0.640	0.304
404.10	NAMGAYCHHEOLING GEWOG, SAMTSE	1.183	0.821	0.362
404.11	TENDU GEWOG, SAMTSE	1.948	2.018	(0.070)
404.12	UGYENTSEY GEWOG, SAMTSE	1.793	0.378	1.415
404.13	PUGLI GEWOG, SAMTSE	2.506	2.056	0.450
404.14	SAMTSE GEWOG, SAMTSE	1.594	0.936	0.658
404.15	SIBSU GEWOG, SAMTSE	2.546	1.407	1.138
404.16	TADING GEWOG, SAMTSE	0.679	0.788	(0.109)
405.01	DZONGKHAG ADMINISTRATION, TSIRANG	51.775	50.571	1.204
405.02	BETENI GEWOG, TSIRANG	2.506	0.880	1.626
405.03	DUNGLAGANG GEWOG, TSIRANG	1.296	0.516	0.780
405.04	BARSHONG GEWOG, TSIRANG	1.807	1.525	0.282
405.05	GOSELING GEWOG, TSIRANG	0.954	0.348	0.606
405.06	RANGTHANGLING GEWOG, TSIRANG	1.987	1.268	0.719
405.07	KILKHORTHANG GEWOG, TSIRANG	0.790	0.616	0.174
405.08	MENDALGANG GEWOG, TSIRANG	0.418	1.027	(0.609)
405.09	PATALEY GEWOG, TSIRANG	1.033	0.923	0.110
405.10	PHUENTENCHHU GEWOG, TSIRANG	1.415	1.471	(0.055)
405.11	SHEMJONG GEWOG, TSIRANG	1.372	1.224	0.148
405.12	TSHOLINGKCHAR GEWOG, TSIRANG	1.260	0.974	0.286
405.13	TSIRANGTEOD GEWOG, TSIRANG	1.235	0.545	0.690
406.01	DZONGKHAG ADMINISTRATION, DAGANA	117.334	105.667	11.667
406.02	DORONA GEWOG, DAGANA	0.852	7.817	(6.964)
406.03	DUJEYGANG GEWOG, DAGANA	2.932	2.533	0.399
406.04	GESARLING GEWOG, DAGANA	2.056	2.312	(0.257)
406.05	GOSHI GEWOG, DAGANA	2.917	1.943	0.974
406.06	KANA GEWOG, DAGANA	3.868	1.139	2.729
406.07	KHEBISA GEWOG, DAGANA	2.562	1.811	0.751
406.08	LAJAB GEWOG, DAGANA	0.426	0.545	(0.119)
406.09	TRASHIDING GEWOG, DAGANA	2.499	2.192	0.307
406.10	TSENDAGANG GEWOG, DAGANA	1.529	0.743	0.785
406.11	TSANGKHA GEWOG, DAGANA	2.371	1.678	0.692
406.12	TSEZA GEWOG, DAGANA	1.980	1.171	0.809
406.13	DEORALI GEWOG, DAGANA	0.387	0.357	0.030
406.14	LHAMOIZINGKHA GEWOG, DAGANA	1.288	0.808	0.481
406.15	NICHULA GEWOG, DAGANA	0.813	0.728	0.085
407.01	DZONGKHAG ADMINISTRATION, PUNAKHA	101.300	115.271	(13.971)
407.02	CHHUBU GEWOG, PUNAKHA	2.064	3.619	(1.556)
407.03	GOENSHARI GEWOG, PUNAKHA	0.202	0.123	0.079

AU CODE	ADMINISTRATIVE UNIT	RECEIPTS	PAYMENTS	NET
407.04	GUMA GEWOG, PUNAKHA	2.612	2.348	0.265
407.05	KABJISA GEWOG, PUNAKHA	2.343	1.697	0.646
407.06	LIMGBUKHA GEWOG, PUNAKHA	0.379	0.379	-
407.07	SHENGANA GEWOG, PUNAKHA	1.255	1.107	0.147
407.08	TALO GEWOG, PUNAKHA	1.384	1.066	0.318
407.09	TEOWANG GEWOG, PUNAKHA	4.401	4.155	0.246
407.10	DZOMA GEWOG, PUNAKHA	0.292	0.799	(0.507)
407.11	BAAP GEWOG, PUNAKHA	5.761	4.485	1.276
407.12	TOEBESA GEWOG, PUNAKHA	3.099	3.240	(0.141)
408.01	DZONGKHAG ADMINISTRATION, W/ PHODANG	54.265	65.815	(11.549)
408.02	BJENA GEWOG, WANGDUE PHODANG	0.981	1.006	(0.025)
408.03	DANGCHHU GEWOG, WANGDUE PHODANG	0.397	0.618	(0.221)
408.04	DAGA GEWOG, WANGDUE PHODANG	0.284	0.284	-
408.05	GANGTEOD GEWOG, WANGDUE PHODANG	0.603	0.593	0.010
408.06	GASETSOGONGM GEWOG, W/ PHODANG	0.531	0.128	0.404
408.07	GASETSHOWGM GEWOG, W/PHODANG	0.773	0.798	(0.025)
408.08	KAZHI GEWOG, WANGDUE PHODANG	0.253	0.253	-
408.09	NAHI GEWOG, WANGDUE PHODANG	0.849	0.584	0.264
408.10	NYISHO GEWOG, WANGDUE PHODANG	0.333	0.303	0.030
408.11	PHANGYUEL GEWOG, WANGDUE PHODANG	0.502	0.434	0.069
408.12	PHOBI GEWOG, WANGDUE PHODANG	0.368	0.577	(0.209)
408.13	RUBESA GEWOG, WANGDUE PHODANG	1.441	1.585	(0.144)
408.14	SEPHU GEWOG, WANGDUE PHODANG	1.624	1.460	0.164
408.15	ATHANG GEWOG, WANGDUE PHODANG	1.844	1.826	0.018
408.16	THEDTSO GEWOG, WANGDUE PHODANG	0.922	0.716	0.205
409.01	DZONGKHAG ADMINISTRATION, BUMTHANG	76.196	66.239	9.958
409.02	CHHOEKHOR GEWOG, BUMTHANG	1.943	1.416	0.527
409.03	CHHUME GEWOG, BUMTHANG	2.633	1.983	0.650
409.04	TANG GEWOG, BUMTHANG	1.473	1.211	0.262
409.05	URA GEWOG, BUMTHANG	1.380	1.164	0.216
410.01	DZONGKHAG ADMINISTRATION, SARPANG	87.264	89.741	(2.476)
410.02	SAMTAYLING GEWOG, SARPANG	2.040	1.520	0.520
410.03	CHUZARGANG GEWOG, SARPANG	2.060	1.524	0.536
410.04	DEKIDLNG GEWOG, SARPANG	1.147	1.165	(0.018)
410.05	DOBAN GEWOG, SARPANG	2.459	2.459	-
410.06	TAREYTHANG GEWOG, SARPANG	0.330	0.273	0.058
410.07	GELEGPU GEWOG, SARPANG	4.398	3.429	0.969
410.08	HILAY GEWOG, SARPANG	1.022	0.948	0.073
410.09	JIGMEDCHHEOLING GEWOG, SARPANG	1.781	2.323	(0.542)

AU CODE	ADMINISTRATIVE UNIT	RECEIPTS	PAYMENTS	NET
410.10	UMLING GEWOG, SARPANG	2.472	1.458	1.013
410.11	SENGEY GEWOG, SARPANG	0.439	0.441	(0.002)
410.12	SHOMPANGKHA GEWOG, SARPANG	2.470	2.161	0.309
410.13	SERSHONG GEWOG, SARPANG	6.764	11.490	(4.726)
411.01	DZONGKHAG ADMINISTRATION, ZHEMGANG	60.501	75.663	(15.163)
411.02	BARDO GEWOG, ZHEMGANG	2.375	2.407	(0.033)
411.03	BJOKA GEWOG, ZHEMGANG	0.510	0.510	-
411.04	NANGKOR GEWOG, ZHEMGANG	2.149	1.868	0.281
411.05	NGANGLA GEWOG, ZHEMGANG	2.603	2.138	0.465
411.06	PHANGKHAR GEWOG, ZHEMGANG	0.480	0.480	-
411.07	SHINGKHAR GEWOG, ZHEMGANG	1.121	0.783	0.338
411.08	TONG GEWOG, ZHEMGANG	5.457	4.711	0.747
411.09	GOSHING GEWOG, ZHEMGANG	2.147	2.147	-
412.01	DZONGKHAG ADMINISTRATION, TONGSA	58.534	49.555	8.979
412.02	DEGTENG GEWOG, TONGSA	2.819	2.302	0.517
412.03	KORPHU GEWOG, TONGSA	2.475	3.124	(0.649)
412.04	LANGTHEL GEWOG, TONGSA	0.674	0.653	0.021
412.05	NUBI GEWOG, TONGSA	1.184	1.184	-
412.06	TANGSIBJI GEWOG, TONGSA	1.599	2.598	(0.999)
413.01	DZONGKHAG ADMINISTRATION, LHUENTSE	110.854	107.400	3.454
413.02	GANGZUR GEWOG, LHUENTSE	3.691	7.054	(3.363)
413.03	JAREY GEWOG, LHUENTSE	12.475	11.223	1.252
413.04	KHOMA GEWOG, LHUENTSE	14.325	17.162	(2.837)
413.05	KURTEOD GEWOG, LHUENTSE	6.055	2.989	3.066
413.06	MINJAY GEWOG, LHUENTSE	2.565	2.502	0.063
413.07	MENBI GEWOG, LHUENTSE	1.515	1.397	0.119
413.08	METSHO GEWOG, LHUENTSE	6.176	4.078	2.098
413.09	TSENKHAR GEWOG, LHUENTSE	2.645	4.158	(1.513)
414.01	DZONGKHAG ADMINISTRATION, MONGAR	172.413	175.350	(2.937)
414.02	BALAM GEWOG, MONGAR	2.048	2.001	0.046
414.03	CHHALI GEWOG, MONGAR	0.451	1.109	(0.658)
414.04	CHASKHAR GEWOG, MONGAR	0.173	0.148	0.026
414.05	DAMETSE GEWOG, MONGAR	1.994	3.545	(1.551)
414.06	DAYPUNG GEWOG, MONGAR	1.824	1.691	0.133
414.07	GONGDUE GEWOG, MONGAR	2.041	3.740	(1.699)
414.08	JURMEY GEWOG, MONGAR	2.351	2.438	(0.087)
414.09	KENGGHAR GEWOG, MONGAR	3.655	3.770	(0.115)
414.10	MONGAR GEWOG, MONGAR	3.840	2.875	0.966

AU CODE	ADMINISTRATIVE UNIT	RECEIPTS	PAYMENTS	NET
414.11	NGATSHANG GEWOG, MONGAR	1.825	1.435	0.390
414.12	SALENG GEWOG, MONGAR	1.641	1.768	(0.127)
414.13	SHERIMUHUNG GEWOG, MONGAR	5.088	2.935	2.153
414.14	SILAMBI GEWOG, MONGAR	1.456	1.299	0.156
414.15	THANGRONG GEWOG, MONGAR	4.086	3.627	0.460
414.16	TSAKALING GEWOG, MONGAR	2.346	1.921	0.425
414.17	TSAMANG GEWOG, MONGAR	0.418	0.351	0.067
414.18	NARANG GEWOG, MONGAR	1.325	1.011	0.314
415.01	DZONGKHAG ADMINISTRATION, P/GATSHEL	147.811	174.497	(26.685)
415.02	CHONGSHING GEWOG, PEMA GATSHEL	1.325	1.328	(0.003)
415.03	CHHIMUNG GEWOG, PEMA GATSHEL	0.288	0.635	(0.347)
415.04	DUNGMIN GEWOG, PEMA GATSHEL	0.716	1.837	(1.122)
415.05	KHAR GEWOG, PEMA GATSHEL	1.824	2.494	(0.670)
415.06	SHUMAR GEWOG, PEMA GATSHEL	2.458	2.080	0.378
415.07	IURUNG GEWOG, PEMA GATSHEL	1.218	0.675	0.543
415.08	ZOBEL GEWOG, PEMA GATSHEL	2.656	3.319	(0.662)
415.09	DECHHENLING GEWOG, PEMA GATSHEL	0.905	1.886	(0.981)
415.10	NORBUGANG GEWOG, PEMA GATSHEL	0.304	0.970	(0.666)
415.11	NANONG GEWOG, PEMA GATSHEL	0.417	3.398	(2.981)
415.12	CHOEKHORLING GEWOG, PEMA GATSHEL	0.663	0.620	0.043
416.01	DZONGKHAG ADMINISTRATION, S/JONGKHAR	201.209	190.313	10.895
416.02	PHUENTSHOTHANG GEWOG, S/ JONGKHAR	0.964	0.471	0.494
416.03	PEMATHANG GEWOG, SAMDUP JONGKHAR	1.020	0.408	0.611
416.04	GOMDAR GEWOG, SAMDUP JONGKHAR	11.188	10.151	1.037
416.05	WANGPHU GEWOG, SAMDUP JONGKHAR	4.117	6.980	(2.863)
416.06	LANGCHENPHU GEWOG, SAMDUP JONGKHAR	7.171	7.753	(0.582)
416.07	LAURI GEWOG, SAMDUP JONGKHAR	2.321	2.236	0.086
416.08	MARTSHALA GEWOG, SAMDUP JONGKHAR	1.470	2.245	(0.774)
416.09	DEWATHANG GEWOG, SAMDUP JONGKHAR	2.566	2.171	0.395
416.10	ORONG GEWOG, SAMDUP JONGKHAR	2.096	1.277	0.819
416.12	SERTHI GEWOG, SAMDUP JONGKHAR	1.209	0.821	0.388
417.01	DZONGKHAG ADMINISTRATION, TASHIGANG	168.014	136.693	31.321
417.02	BARTSHAM GEWOG, TASHIGANG	1.632	1.510	0.122
417.03	BIDUNG GEWOG, TASHIGANG	1.459	1.488	(0.029)
417.04	KANGLUNG GEWOG, TASHIGANG	4.744	3.138	1.605
417.05	KANGPARA GEWOG, TASHIGANG	1.359	2.245	(0.886)
417.06	KHALING GEWOG, TASHIGANG	4.737	1.003	3.733
417.07	LUMANG GEWOG, TASHIGANG	9.490	4.725	4.765

AU CODE	ADMINISTRATIVE UNIT	RECEIPTS	PAYMENTS	NET
417.08	MERAG GEWOG, TASHIGANG	0.984	1.068	(0.084)
417.09	YANGNYER GEWOG, TASHIGANG	4.267	4.876	(0.609)
417.10	PHONGMEY GEWOG, TASHIGANG	2.066	0.963	1.103
417.11	RADI GEWOG, TASHIGANG	3.084	2.411	0.673
417.12	SAGTENG GEWOG, TASHIGANG	2.318	2.040	0.278
417.13	SAMKHAR GEWOG, TASHIGANG	3.159	1.867	1.293
417.14	SHONGPHU GEWOG, TASHIGANG	2.861	2.160	0.701
417.15	THIMSHING GEWOG, TASHIGANG	1.891	2.587	(0.696)
417.16	UDZORONG GEWOG, TASHIGANG	4.683	4.397	0.285
418.01	DZONGKHAG ADMINISTRATION, THIMPHU	54.903	47.880	7.023
418.02	SOE GEWOG, THIMPHU	3.202	2.397	0.805
418.03	CHANG GEWOG, THIMPHU	3.280	1.560	1.720
418.04	DAGALA GEWOG, THIMPHU	1.000	0.939	0.061
418.05	GANYEY GEWOG, THIMPHU	3.076	2.273	0.803
418.06	KAWANG GEWOG, THIMPHU	1.510	0.995	0.516
418.07	LINGZHI GEWOG, THIMPHU	0.970	0.804	0.166
418.08	MEWANG GEWOG, THIMPHU	0.952	0.987	(0.036)
418.09	NARO GEWOG, THIMPHU	0.630	1.464	(0.834)
419.01	DZONGKHAG ADMINISTRATION, GASA	34.875	32.289	2.586
419.02	GEONKHAMED GEWOG, GASA	2.454	1.813	0.641
419.03	GEONKHATEOD GEWOG, GASA	0.856	0.873	(0.017)
419.04	LAYA GEWOG, GASA	3.115	1.277	1.838
419.05	LUNANA GEWOG, GASA	0.862	0.663	0.199
420.01	DZONGKHAG ADMINISTRATION, T/YANGTSE	93.640	75.959	17.681
420.02	BUMDELING GEWOG, TASHI YANGTSE	1.942	1.276	0.666
420.03	JAMKHAR GEWOG, TASHI YANGTSE	4.293	3.113	1.180
420.04	KHAMDANG GEWOG, TASHI YANGTSE	5.138	0.271	4.868
420.05	RAMJER GEWOG, TASHI YANGTSE	3.169	2.101	1.068
420.06	TEODTSHO GEWOG, TASHI YANGTSE	0.590	0.535	0.055
420.07	TONGMIZHANGTSHA GEWOG, TASHI YANGTSE	4.150	2.940	1.210
420.08	YALANG GEWOG, TASHI YANGTSE	1.908	0.825	1.083
420.09	YANGTSE GEWOG, TASHI YANGTSE	4.679	1.798	2.881
TOTAL		7,104.929	8,332.062	(1,227.133)

SCHEDULE 12: OPENING AND CLOSING CASH BALANCE DURING THE FY 2010-2011			
AU CODE	ADMINISTRATIVE UNIT	OPENING	CLOSING
106.01	JUDICIARY	0.004	
107.01	GROSS NATIONAL HAPPINESS COMMISSION	-	
109.01	ROYAL CIVIL SERVICE COMMISSION	-	
115.01	ROYAL INSTITUTE OF MANAGEMENT	-	
120.01	OFFICE OF THE ATTORNEY GENERAL	-	
121.01	ROYAL UNIVERSITY OF BHUTAN	-	
122.01	NATIONAL STATISTICAL BUREAU	-	
123.01	OFFICE OF THE ANTI-CORRUPTION COMMISSION	-	
126.01	BHUTAN NARCOTIC CONTROL AGENCY	-	
129.01	DZONGKHA DEVELOPMENT COMMISSION	-	
130.01	NATIONAL LAND COMMISSION	0.598	
131.01	THIMPHU THROMDEY	-	
132.01	DRUG REGULATORY AUTHORITY	-	
201.01	MINISTRY OF HOME AND CULTURAL AFFAIRS	0.042	
202.01	MINISTRY OF FINANCE	-	
203.01	MINISTRY OF FOREIGN AFFAIRS	25.628	
205.01	MINISTRY OF AGRICULTURE	0.318	
206.01	MINISTRY OF ECONOMIC AFFAIRS	-	
208.01	MINISTRY OF WORKS AND HUMAN SETTLEMENT	0.323	
209.01	MINISTRY OF INFORMATION AND COMMUNICATIONS	-	
210.01	MINISTRY OF HEALTH	-	
211.01	MINISTRY OF EDUCATION	0.011	
212.01	MINISTRY OF LABOUR AND HUMAN RESOURCES	0.000	
401.00	DZONGKHAG CHHUKHA CONSOLIDATED	-	
403.00	DZONGKHAG PARO CONSOLIDATED	-	
404.00	DZONGKHAG SAMTSE CONSOLIDATED	(0.001)	
406.00	DZONGKHAG DAGANA CONSOLIDATED	0.173	
408.00	DZONGKHAG WANGDUE PHODRANG CONSOLIDATED	-	
409.00	DZONGKHAG BUMTHANG CONSOLIDATED	-	
410.00	DZONGKHAG SARPANG CONSOLIDATED	-	
411.00	DZONGKHAG ZHEMGANG CONSOLIDATED	0.000	
412.00	DZONGKHAG TRONGSA CONSOLIDATED	0.000	
413.00	DZONGKHAG LHUENTSE CONSOLIDATED	0.000	
414.00	DZONGKHAG MONGAR CONSOLIDATED	-	
416.00	DZONGKHAG SAMDRUP JONGKHAR CONSOLIDATED	0.000	
417.00	DZONGKHAG TRASHIGANG CONSOLIDATED	0.082	
418.00	DZONGKHAG THIMPHU CONSOLIDATED	-	
419.00	DZONGKHAG GASA CONSOLIDATED	0.566	
	TOTAL	27.743	0.000

SCHEDULE 13: SCHEDULE OF GOVERNMENT CURRENT DEPOSITS ACCOUNT AS ON 30TH JUNE 2011				
Sl.	Account Number	Operating Agency	Bank Branch	Balance as on 30th June 2011
1	20700435068460022	Bhur Geog	Gelephu	73,854.48
2	20700435068710028	Chuzagang Geog	Gelephu	198,669.65
3	20700435068580024	Gelephu Geog	Gelephu	167,898.76
4	20700435068810022	Jigmecholing Geog	Gelephu	143,293.45
5	20700435068640024	Sershong Geog	Gelephu	243,085.89
6	20700435068520022	Umling Geog	Gelephu	139,665.60
7	20700435068350024	RRCO	Gelephu	2,291,677.27
8	20300435099920019	Ngangla Geog	Gelephu	55,549.16
9	20300435099930012	Phangkhar Geog	Gelephu	577.95
10	20300435099910015	Bjoka Geog	Gelephu	91,506.97
11	20300435099940016	Goshing Geog	Gelephu	9,205.22
12	20700435069010021	Royal Court of Justice	Gelephu	383,172.59
13	20700435068590028	BAFRA	Gelephu	1,074.94
14	20700435069500020	Panbang Dungkhag	Gelephu	10,508.70
15	20701464070870029	Naja Geog	Paro	50,455.00
16	20401464071270042	KR-II-A/C	Paro	6,378,984.50
17	20701464070970024	Horey Geog	Paro	15,431.84
18	20701464070990021	Shaba Geog	Paro	4,106.47
19	20701464071050021	Lungni Geog	Paro	84,867.92
20	20701464070950027	Dogar Geog	Paro	26,794.52
21	20701464071060025	Tsento Geog	Paro	96,904.78
22	20701464070960020	Dotey Geog	Paro	18,633.53
23	20701464070980028	Lango Geog	Paro	117,588.74
24	20701464071320024	Wangcha Geog	Paro	89,511.89
25	20701464071220029	Dobshari Geog	Paro	55,166.10
26	20701464071090026	Municipal Corporation	Paro	3,244,056.63
27	20701464071760027	RRCO	Paro	418,565.19
28	20701464071270028	AMC Paro (SBA)	Paro	5,730,786.08
29	20701464071260024	AMC KR-II 2007	Paro	18,391,587.00
30	20301464129210011	KR-II-Grant	Paro	19,835,200.00
31	20301464071270054	Japanese NoN Project Grant AID 2008	Paro	4,471,148.00
32	20701464071480020	District court paro	Paro	170652.17
33	20301567011980017	Dragten Geog	Trongsa	176,776.00
34	20301567011990010	Korphu Geog	Trongsa	306,837.60
35	20301567012000012	Langthel Geog	Trongsa	159,911.46
36	20301567012010016	Nubi Geog	Trongsa	15,336.08
37	20301567012020019	Tangbi Geog	Trongsa	128,128.15
38	20301567011790011	District Court	Trongsa	9896.68

Sl.	Account Number	Operating Agency	Bank Branch	Balance as on 30th June 2011
39	20301975000110016	BAFRA	Lhuentse	1,050.49
40	20301975000160014	District Court	Lhuentse	20,430.00
41	20301975000790012	Gangzoor Geog	Lhuentse	252,728.53
42	20301975000800014	Jarey Geog	Lhuentse	99,353.72
43	20301975000810018	Khoma Geog	Lhuentse	130,137.34
44	20301975000820011	Kurtoe Geog	Lhuentse	127,158.30
45	20301975000830015	Minjay Geog	Lhuentse	1,270,008.58
46	20301975222840019	Menbi Geog	Lhuentse	293,587.78
47	20301975000850012	Metsho Geog	Lhuentse	49,327.16
48	20301975000870019	Tshenkar Geog	Lhuentse	78,490.57
49	20700330003880012	Samjong District Court	S/Jongkhar	19,856.41
50	20700330004090015	Bakuli Geog	S/Jongkhar	1,005.50
51	20700330004100017	Dalim Geog	S/Jongkhar	4,666.00
52	20700330094210019	Dechheling Geog	S/Jongkhar	25,264.47
53	20700330004110010	Gomdar Geog	S/Jongkhar	87,627.87
54	22700330004120014	Hastinapur Geog	S/Jongkhar	75,346.76
55	20700330004130018	Lauri Geog	S/Jongkhar	53,805.56
56	20700330004140011	Martshala Geog	S/Jongkhar	10,204.67
57	20700330004150015	Norbugang Geog	S/Jongkhar	74,034.82
58	20700330004160019	Orong Geog	S/Jongkhar	6,691.17
59	20700330004170012	Samrang Geog	S/Jongkhar	15,179.79
60	20700330004180016	Serthi Geog	S/Jongkhar	16,883.27
61	20700330004190019	RRCO	S/Jongkhar	3,278,218.49
62	20700330004290014	Audit Recoveries	S/Jongkhar	123,251.76
63	20700330000670013	Deothang Geog	S/Jongkhar	3,337.02
64	20700330000850015	Wangphu Geog	S/Jongkhar	7,264.17
65	20700330000940016	Chokhorling Geog	S/Jongkhar	1,685.38
66	20301669009160019	District Court	Haa	900.00
67	20301669009210016	Bjee Geog	Haa	135,485.37
68	20301669009220019	Katsho Geog	Haa	66,009.99
69	20301669009230013	Sombeykha Geog	Haa	107,618.55
70	20301669009240017	Samar Geog	Haa	16,967.76
71	20301669009250010	Uesu Geog	Haa	75,870.56
72	20301669000130019	BAFRA	Haa	2,513.31
73	20301669000150017	Dzongkhag Account	Haa	115,436.00
74	20301669000470018	Gakiling Geog	Haa	69,211.05
76	20300110011840104	Dungkhag Court	Phuentsholing	591,535.72
77	20700110013660109	Revenue & Customs	Phuentsholing	61,908,447.83
78	20700110015700103	Education Central Store	Phuentsholing	98,610,990.26

Sl.	Account Number	Operating Agency	Bank Branch	Balance as on 30th June 2011
79	20700110014520106	DOR, Field Division	Phuentsholing	93,610.99
80	20700110019530107	City Corporation	Phuentsholing	36,708,710.30
81	20700110019330108	P/ling City Corporation	Phuentsholing	44,962,510.80
82	20700951027690019	Phuentsholing Geog	Phuentsholing	731,008.84
83	20700951028490016	Lhamoizingkha Geog	Phuentsholing	122,987.65
84	20700951028470019	Lokchina Geog	Phuentsholing	285,666.93
85	20700951028460015	Bajhora Geog	Phuentsholing	574,823.48
86	20700951028500018	Nichu la Geog	Phuentsholing	63,277.95
87	20700951028480012	Deorali Geog	Phuentsholing	62,698.84
88	20302899000400012	Bumdeling River Bank Protection	Trashiyangtse	2,609.84
89	20302899000410016	Bumdeling Geog	Trashiyangtse	70,990.84
90	20302899000420019	Yangtse Geog	Trashiyangtse	104,789.06
91	20302899000430013	Jamkhar Geog	Trashiyangtse	149,646.48
92	20302899000440017	Khamdang Geog	Trashiyangtse	87,895.24
93	20302899000450010	Ramjar Geog	Trashiyangtse	48,513.64
94	20302899000470018	Teotsho Geog	Trashiyangtse	83,450.14
95	20302899000480011	Tongshang Geog	Trashiyangtse	119,237.04
96	20302899000490015	Yallang Geog	Trashiyangtse	45,252.12
97	20302899000900015	District Court	Trashiyangtse	1,035,339.00
98	20302899000910019	Urban Dev. Project	Trashiyangtse	1,035,339.00
99	20302899000920012	Urban Dev. Project (Duksum)	Trashiyangtse	83,834.00
100	20301771001370017	Bongo Geog	Gedu	274,253.46
101	20301771001380010	Darla Geog	Gedu	476,559.47
102	20300540000770011	Chapcha Geog	Chhukha	145,018.68
103	20300540000780015	Dungna Geog	Chhukha	175,889.32
104	20300540000790019	Gayling Geog	Chhukha	320,638.44
105	20300540000800010	Getena Geog	Chhukha	103,579.74
106	20300540000810014	Jabcho Geog	Chhukha	145,036.63
107	20300540000820018	Metakha Geog	Chhukha	136,589.42
108	20700540000950019	Moenjong Choeten Tshogpa	Chhukha	10,806.00
109	20300540001270014	Revolving Fund A/c	Chhukha	63,200.00
110	20700540001620010	Tsimakha Phumsum Tshokpa Community Forest	Chhukha	21,765.00
111	20700540001630014	Gyelwaringa Community Forest	Chhukha	18,765.00
112	20300540000130019	District Court	Chhukha	0.100
113	20300848000520019	MSTF, Tsirang	Damphu	120,673.00
114	20300848000530012	Betini Geog	Damphu	60,616.88
115	20300848000540016	Dunglagang Geog	Damphu	124,658.22
116	20300848000550019	Barshong Geog	Damphu	97,639.82
117	20300848000560013	Gosaling Geog	Damphu	92,710.60

Sl.	Account Number	Operating Agency	Bank Branch	Balance as on 30th June 2011
118	20300848000570017	Rantthangling Geog	Damphu	84,529.92
119	20300848000580010	Kikhorthang Geog	Damphu	204,280.16
120	20300848000590014	Mendregang Geog	Damphu	128,074.48
121	20300848000600016	Patala Geog	Damphu	127,804.54
122	20300848000610019	Phuentenchu Geog	Damphu	99,464.87
123	20300848000620013	Shemjong Geog	Damphu	105,985.94
124	20300848000630017	Tsholingkhar Geog	Damphu	195,263.12
125	20300848000640010	Tsirang Toe Geog	Damphu	29,152.53
126	20300848000670011	RAA, Tsirang	Damphu	202,587.71
127	20300848001220010	Damphu Municipal Corporation	Damphu	249,663.00
128	20300848000170019	District Court	Damphu	56,000.00
129	20300848000960011	Dratshang	Damphu	9,081.38
130	20700642500330013	District Court	Samtse	228,910.00
131	20700642501150017	Bara Geog	Samtse	154,736.09
132	20700642501160010	Biru Geog	Samtse	40,706.54
133	20700642501170014	Chargharey Geog	Samtse	102,961.67
134	20700642501180018	Chengmari Geog	Samtse	245,752.79
135	20700642501190011	Denchuka Geog	Samtse	34,775.20
136	20700642501200013	Dorokha Geog	Samtse	95,245.26
137	20700642501210017	Dumtoe Geog	Samtse	2,193.63
138	20700642501220010	Ghumuney Geog	Samtse	177,407.49
139	20700642501230014	Lahareni Geog	Samtse	48,171.87
140	20700642501240018	Mayona Geog	Samtse	19,476.32
141	20700642501250011	RRCO	Samtse	2,384,839.87
142	20700642501270019	Nainital Geog	Samtse	153,525.66
143	20700642501280012	Pagli Geog	Samtse	157,396.93
144	20700642501290016	Samtse Geog	Samtse	76,977.80
145	20700642501300018	Sipsoo Geog	Samtse	11,121.37
146	20700642501310011	Tading Geog	Samtse	346,914.16
147	20700642501320015	Tendu geog	Samtse	70,528.27
148	20700642502230019	BAFRA	Samtse	1,000.00
149	20301873019020011	District Court	Zhemgang	2,812.80
150	20301873019310011	Bardo Geog	Zhemgang	2,675.24
151	20301873019320015	Nangkhor Geog	Zhemgang	18,010.72
152	20301873019330019	Shingkhari Geog	Zhemgang	17,207.68
153	20301873019340012	Trong Geog	Zhemgang	72,424.11
154	20301873019410016	Urban Dev- Zhemgang	Zhemgang	1,808,310.51
155	20301873019440017	Urban Dev- Tingtibi	Zhemgang	429,051.76
156	20701361550040016	National Env. Commission	W/Phodrang	22,033,955.15

Sl.	Account Number	Operating Agency	Bank Branch	Balance as on 30th June 2011
157	20701361550060013	Bjena Geog	W/Phodrang	48,546.51
158	20701361550540019	Dangchu Geog	W/Phodrang	28,621.28
159	20701361550190019	Dakar Geog	W/Phodrang	67,427.25
160	20701361550380014	Gangtey Geog	W/Phodrang	81,340.32
161	20701361551180010	Gase Tshogom Geog	W/Phodrang	56,241.10
162	20701361551190014	Gase Tshowom Geog	W/Phodrang	61,995.06
163	20701361550110019	Kashi Geog	W/Phodrang	26,118.37
164	20701361535420014	Nahi Geog	W/Phodrang	84,747.40
165	20701361550070017	Nisho Geog	W/Phodrang	227,414.80
166	20701361550690011	Phangyul Geog	W/Phodrang	56,065.71
167	20701361550550012	Phobjee Geog	W/Phodrang	166,229.99
168	20701361550120013	Roepa Geog	W/Phodrang	208,305.62
169	20701361550080010	Sephu Geog	W/Phodrang	245,864.95
170	20701361550200010	Athang Geog	W/Phodrang	14,255.68
171	20701361562820016	Thedtsho Geog	W/Phodrang	32,811.19
172	20701361551730019	Urban Dev. Project	W/Phodrang	3,042,809.94
173	20701361551570015	District Court	W/Phodrang	423,283.78
174	20701361535300012	BAFRA	W/Phodrang	628,071.00
175	20301259000590017	District Court	Bumthang	33,602.90
176	20301259000600019	NH&BSCBP	Bumthang	289,537.77
177	20301259000610012	NFFDP	Bumthang	269,899.23
178	20301259000620016	NFFDP	Bumthang	6,146,983.17
179	20301259000760015	Dzongkhag Agr. Sector	Bumthang	2,002.31
180	20301259000780012	Chhokhor Geog	Bumthang	370,315.16
181	20301259000790016	Chumey Geog	Bumthang	84,854.78
182	20301259000800018	Tang Geog	Bumthang	341,703.12
183	20301259000810011	Ura Geog	Bumthang	174,129.46
184	20301259000840012	Royal Audit Authority	Bumthang	10,988.69
185	20301259000870013	Chhokhor Livestock Dev.	Bumthang	534.80
186	20301259001810017	BAFARA	Bumthang	2,489.95
187	20301259002550013	RRCO	Bumthang	216,446.51
188	20301259002950011	VTI	Bumthang	5,060.00
189	20301259003090010	Municiple	Bumthang	495,395.00
190	20301259003180011	J..S.W.S Fund	Bumthang	10,477,570.98
191	20302077042230013	District Court	Punakha	4,255.22
192	20302077042260014	Nyenzergang Lhakhang	Punakha	3,350.82
193	20302077042490014	Promoting Comm. MgtEcotorism	Punakha	1,800.04
194	20302077042620018	Chhubu Geog	Punakha	123,458.34
195	20302077042630011	Goenshari Geog	Punakha	10,002.64

Sl.	Account Number	Operating Agency	Bank Branch	Balance as on 30th June 2011
196	20302077042640015	Guma Geog	Punakha	119,516.51
197	20302077042650019	Kabji Geog	Punakha	77,445.94
198	20302077042660012	Limbu Geog	Punakha	11,751.15
199	20302077042670016	Shengana Geog	Punakha	51,743.92
200	20302077042680019	Talo Geog	Punakha	102,609.94
201	20302077042690013	Toewong Geog	Punakha	110,154.26
202	20302077042700015	Zomi Geog	Punakha	39,475.36
203	20302077042710019	Goen Khamey Geog	Punakha	84,022.43
204	20302077042720012	Goen Khatoe Geog	Punakha	31,660.94
205	20302077042730016	Laya Geog	Punakha	28,496.51
206	20302077042740019	Lunana Geog	Punakha	34,400.00
207	20302077042780014	Gasa Tshachhu Welfare Fund	Punakha	1,199.40
208	20302077043620013	Barp Geog	Punakha	206,891.94
209	20302077043750019	Teop Geog	Punakha	196,945.38
210	20300745000250015	Agriculture Rev. Fund	Trashigang	2,946.52
211	20300745002240012	District Court	Trashigang	586,018.00
212	20300745000290019	Bartsham Geog	Trashigang	50,227.44
213	20300745000300011	Bidung Geog	Trashigang	113,471.86
214	20300745000310015	Kanglung Geog	Trashigang	92,495.00
215	20300745000320019	Kangpara Geog	Trashigang	167,893.92
216	20300745000330012	Khaling Geog	Trashigang	221,213.60
217	20300745000340016	Lumang Geog	Trashigang	77,571.87
218	20300745000350019	Merak Geog	Trashigang	43,361.74
219	20300745000360013	Phongmey Geog	Trashigang	67,108.24
220	20300745000370017	Radhi Geog	Trashigang	57,773.64
221	20300745000380010	Sakteng Geog	Trashigang	161,248.20
222	20300745000390014	Samkhar Geog	Trashigang	37,633.96
223	20300745000400016	Shongphu Geog	Trashigang	2,288.72
224	20300745000410019	Uzorong Geog	Trashigang	41,427.10
225	20300745000470011	Thrimshing Geog	Trashigang	210,760.72
226	20300745000480015	Yangneer Geog	Trashigang	47,020.66
227	20300745000610019	Urban Dev. Project	Trashigang	394,975.45
228	20302391003710029	Dekiling Geog	Sarpang	206,645.25
229	20302391004950029	District Court	Sarpang	1,002.81
230	20302391019730029	Dovan Geog	Sarpang	289,897.45
231	20302391019740023	Hilley Geog	Sarpang	363,128.58
232	20302391019750027	Sarpang Taar Geog	Sarpang	39,563.71
233	20302391019760020	Singhi Geog	Sarpang	87,106.94
234	20302391019770024	Sarpang Dzongkhag MSTF	Sarpang	117,506.00

Sl.	Account Number	Operating Agency	Bank Branch	Balance as on 30th June 2011
235	20702391020320025	Tareythang Geog	Sarpang	11,148.33
236	20302493000660019	Trashiding Geog	Dagana	74,098.88
237	20302493000690019	Tseza Geog	Dagana	33,218.20
238	20302493000680016	Tshangkha Geog	Dagana	144,736.16
239	20302493000670012	Tshendagang Geog	Dagana	66,165.84
240	20302493000650015	Lajab Geog	Dagana	38,697.24
241	20302493000640011	Khebisa Geog	Dagana	46,179.98
242	20302493000630018	Kana Geog	Dagana	89,432.87
243	20302493000620014	Goshi Geog	Dagana	120,263.98
244	20302493000610010	Gesarling Geog	Dagana	28,024.03
245	20302493000600017	Drujeygang Geog	Dagana	20,000.90
246	20302493000590015	Dorona Geog	Dagana	40,890.37
247	20302493000530013	District Court	Dagana	1,062.00
248	20702493000700018	Dzongkhag MSTF	Dagana	45,220.00
249	20302179000360090	Chongshing Geog	Pemagatshel	17,020.90
250	20302179000370014	Chimong Geog	Pemagatshel	4,663.28
251	20302179000380018	Dungmin Geog	Pemagatshel	18,933.58
252	20302179000390011	Khar Geog	Pemagatshel	13,656.78
253	20302179000400013	Shumar Geog	Pemagatshel	125,687.26
254	20302179000410017	Yurung Geog	Pemagatshel	78,422.74
255	20302179000420010	Zobei Geog	Pemagatshel	59,531.26
256	20302179000110013	Nanong Geog	Pemagatshel	96,609.88
257	20700220263570019	Two Wheeler Revolving Fund	Thimphu	4,699,115.29
258	20300220260960011	Sales Proceeds of Revolving Fund, MoA	Thimphu	5,697,845.20
259	20300220290710014	High Court	Thimphu	558,458.10
260	20300220290830016	Audit Recoveries Account	Thimphu	22,073,418.09
261	20300220291100019	District Court	Thimphu	2,967,803.90
262	20300220293020012	Revolving Fund, MoA	Thimphu	11,596,785.42
263	20300220293060017	Sales proceeds PF Books, National Library	Thimphu	2,444,382.86
264	20300220293150018	Royal Dance Academy	Thimphu	1,068,150.56
265	20300220293620019	Revolving Fund A/c, MoF	Thimphu	6,909,846.00
266	20300220295590011	Football Federation Account	Thimphu	5,430,205.74
267	20300220295890015	DRC	Thimphu	1,271,358.47
268	20300220483770010	University Development Fund	Thimphu	187,533.88
269	20300220351340011	Soe Geog	Thimphu	58,213.93
270	20300220351370012	Naro Geog	Thimphu	116,687.16
271	20300220351410015	Geney Geog	Thimphu	43,613.16
272	20300220351420019	Chang geog	Thimphu	24,697.03

Sl.	Account Number	Operating Agency	Bank Branch	Balance as on 30th June 2011
273	20300220351430012	Mewang Geog	Thimphu	305,764.12
274	20300220351440016	Kawang Geog	Thimphu	404,374.70
275	20300220351450019	Dagala Geog	Thimphu	69,694.00
276	20300220351460013	Lingzhi Geog	Thimphu	135,541.51
277	20300220351870015	International Potato programme	Thimphu	24,598.18
278	20400220351350014	City Corporation	Thimphu	156,866,651.23
279	20700220263080010	National Land Commission Secretariat	Thimphu	6,681,852.66
280	20700220260500018	Office of the Attorney General	Thimphu	1,100.00
281	20300220512480014	Bhutan Access & Benefit Sharing Fund (MoA)	Thimphu	269,495.51
283	20700220399000013	Yoghurt, DOL, MoA	Thimphu	39,258.00
284	20301155001170018	Balam Geog	Mongar	18,848.04
285	20301155001180011	Chali Geog	Mongar	17,760.48
286	20301155001190015	Chaskar Geog	Mongar	159,776.64
287	20301155001200017	Drametse Geog	Mongar	36,073.40
288	20301155001210010	Drepong Geog	Mongar	11,205.89
289	20301155001220014	Gongdue Geog	Mongar	67,383.66
290	20301155001230018	Jurmey Geog	Mongar	109,874.80
291	20301155001240011	Kengkhar Geog	Mongar	93,897.18
292	20301155001250015	Monggar Geog	Mongar	71,860.86
293	20301155001260019	Ngatshang Geog	Mongar	12,845.12
294	20301155001270012	Saling Geog	Mongar	33,427.44
295	20301155001280016	Sherimung Geog	Mongar	52,732.54
296	20301155001290019	Silambi Geog	Mongar	124,151.90
297	20301155001300011	Thangrong Geog	Mongar	1,332.40
298	20301155001310015	Tsakaling Geog	Mongar	85,373.26
299	20301155001320019	Tsamang Geog	Mongar	7,085.82
300	20701155002790014	Narang Geog	Mongar	14,880.64
301	20301155001750018	EODP	Mongar	1,356,621.78
302	20301155002380016	BAFRA	Mongar	10,288.65
303	20301155002470017	RRCO	Mongar	417,311.83
304	20301155003100013	Monggar Municipal Corporation	Mongar	493,224.00
305	20701155001740010	District Court	Mongar	406405.85
306	0000007740018	Customs Transit Office	BNB	999,297.06
307	0000007741006	Duty Free Shop	BNB	23,373,630.21
308	0000011267009	Tourism Authority of Bhutan	BNB	190,139,109.15
309	0000017581007	Youth Development Fund	BNB	84,369.00
310	0000023961008	YDF Secretariat	BNB	2,014,909.72
311	0000024098001	EODP, MTI	BNB	1,237,716.97
312	0000025482018	RRCO, Thimphu	BNB	193,643.02

Sl.	Account Number	Operating Agency	Bank Branch	Balance as on 30th June 2011
313	0000041848011	Ministry of Education	BNB	181,389.43
314	0001002582007	Directorate of Lottery	BNB	1,569,239.10
315	0001007760019	Revenue and Customs	BNB	188,985.09
TOTAL				834,670,109.43