



**ANNUAL FINANCIAL STATEMENTS
of the ROYAL GOVERNMENT of BHUTAN
for the YEAR ENDED 30 JUNE 2007**

**Department of Public Accounts
Ministry of Finance**



ལྷན་ཁག་ལྷན་ཁག་
ROYAL AUDIT AUTHORITY
Bhutan Integrity House



Reporting on Economy, Efficiency & Effectiveness in the use of Public Resources


RAA (PPD-CERT-AFS) 2008/7350

April 7, 2008.

The certificate of the Auditor General on the Annual Financial Statements of the Royal Government of Bhutan for the Financial Year 2006-2007

1. The Royal Audit Authority audited the Annual Financial Statements of the Royal Government of Bhutan for the Financial Year 2006-2007, attached hereto, as required under the Audit Act of Bhutan 2006.
2. The Annual Financial Statements as prescribed under Section 23 Sub-section J of the Public Finance Act of Bhutan, 2007 and Chapter XI, Section 11.1.1.4 of the FRR 2001 are the responsibility of the Ministry of Finance. The RAA's responsibility is to express an opinion on these financial statements based on the audit conducted by it.
3. The RAA has conducted the audit in accordance with the General Auditing Rules & Regulations (GARR) 1989 and in conformity with the generally accepted auditing standards. These standards require that the RAA plans and performs the audit to obtain reasonable assurance about whether the financial statements are free of material misstatements. An audit includes determining on a test basis, evidence supporting the amounts and disclosures in the financial statements. The RAA believes that its audit provides a reasonable basis for its opinion.
4. Based on the examination of accounts and records made available and information and explanations provided to the auditors, the RAA reports that in its opinion the Annual Financial Statements together with schedules and notes fairly present the budgetary operations of the Royal Government for the year ended 30th June 2007 and the position of debts and equity portfolio of the Government as on that date.




(Ugen Chewang)
Auditor General of Bhutan



**MINISTRY OF FINANCE
ROYAL GOVERNMENT OF BHUTAN**

Tashichhodzong
Thimphu, Bhutan

STATEMENT OF RESPONSIBILITY

The Annual Financial Statements for the Royal Government of Bhutan for the Financial Year July 2006-2007 have been prepared by the Department of Public Accounts (DPA), Ministry of Finance (MoF) in accordance with the provisions of the Public Finance Act of the Kingdom of Bhutan 2007 (PFA-2007) and the Financial Rules and Regulations 2001 (FRR-2001).

We further state that, the financial statements are prepared based on the information recorded in the computerised system of Central Budgeting and Accounting System (CBA) as per the monthly accounts statements submitted by the spending agencies and the information received from other relevant agencies and organisations and reflects the financial position of the Royal Government as at 30th June 2007 and its operations for the financial year ended on that date.

We accept the responsibility for the reliability and completeness of these Financial Statements, the information they contain and their compliance with the PFA-2007 and the FRR-2001.

Yanki T. Wangchuk
Secretary
Ministry of Finance

28th December 2007

Nim Dorji
Director
Department of Public Accounts

28th December 2007

Table of Contents

Contents	Page No.
1. Introduction -----	1
2. Overview -----	1
3. Receipts & Payments -----	4
4. Operational Results -----	4
4.1 Expenditure growth -----	4
4.1.1 Current Expenditure -----	5
4.1.2 Debt Servicing Expenditure -----	6
4.1.3 Capital Expenditure -----	9
4.1.4 On-Lending -----	10
4.1.5 Loan Repayment -----	10
4.1.6 Sector wise Expenditure-----	13
5. Financing -----	14
6. Government Receipt by Sources -----	15
6.1 Internal Revenue -----	16
6.2 External Grants-----	17
6.3 Borrowings-----	17
6.3.1 Internal -----	18
6.3.2 External -----	18
6.4 Recovery of Loans -----	19
6.5 Other Receipts & Payments -----	20
7. Government Debt Position -----	21
8. Government Equity Holdings -----	23
9. Government Consolidated Account -----	25
10. Government Budget Fund Account -----	25
11. Government Guarantees -----	27

CONTENTS - (Continued)

TABLES:

1.	Table 1: Variances between Budget & Outcomes -----	3
2.	Table 2: Consolidated Receipts & Payments Statement -----	4
3.	Table 3: Total Expenditure-----	5
4.	Table 4: Current Expenditure & Internal Revenue Comparison -----	6
5.	Table 5: Expenditure on Debt Servicing -----	7
6.	Table 6: Interest Payment on Loans – Detailed -----	8
7.	Table 7: Capital Expenditure & Repayment Comparison with Grants & Borrowings -----	9
8.	Table 8: Statement of On-Lending -----	10
9.	Table 9: Repayment of Principal Loans -----	10
10.	Table 10: Repayment of Principal Loans - By Lender -----	11
11.	Table 11: Repayment of Principal Loans: By Project -----	12
12.	Table 12: Summary of Expenditure by Sectors -----	13
13.	Table 13: Fiscal Deficit/Surplus and its Financing -----	14
14.	Table 14: Government Receipt by Sources -----	15
15.	Table 15: Summary of Revenue Collection-----	16
16.	Table 16: International Assurances (Grants) received -----	17
17.	Table 17: International Assurances (Loans) received-----	18
18.	Table 18: Recovery of Loans during the FY 2006-2007 -----	19
19.	Table 19: Recovery of Loans for the FY 2005-06 & 2006-07 -----	19
20.	Table 20: Statement of Other Receipts & Payments-----	20
21.	Table 21: Statement of Outstanding Loans -----	22
22.	Table 22: Statement of Government Equity Holdings-----	24
23.	Table 23: Reconciliation of Govt. Consolidated Account -----	25
24.	Table 24: Reconciliation of Govt. Budget Fund Account-----	25
	Table 24(a) Credit as per Cashbook but not in BOB -----	26
	Table 24(b)-2. Debit as per BoB but not in Cashbook -----	27
	Table 24(b)-3. Credit as per BOB but not in Cashbook-----	27
	Table 24(b)-4. Debit as per Cashbook but not in BoB -----	27
25.	Table 25: Statement of Refundable Deposit, Revolving and Trust Fund Account -----	27
26.	Table 26. Government Guarantees -----	28

SCHEDULES:

1.	Schedule of Grants Received: By Donor -----	29
2.	Schedule of Loans Received: By Donor -----	41
3.	Schedules of Revised Budget & Booked Expenditure Comparison: By AU -----	42
4.	Schedule of Expenditure: By Object Class -----	50
5.	Schedule of Expenditure: By Function -----	52
6.	Schedule of Releases against the dishonored cheques of 2006-07-----	82
7.	Schedule of Opening & Closing Cash Balances -----	84
8.	Schedule of Other Recoveries & Remittances-----	85
9.	Schedule of Miscellaneous Receipts & Payments -----	86
10.	Schedule of Revenue Receipts & Remittances-----	87
11.	Schedule of Advance & Suspense-----	88
12.	Schedule of Refundable Deposit, Revolving and Trust Fund Accounts -----	89

1. INTRODUCTION

The Public Finance Act 2007 (PFA-2007) and the Financial Rules and Regulations 2001 (FRR-2001) mandate the Ministry of Finance (MOF) to prepare the Annual Financial Statements (AFS) within six months after the closure of the Fiscal Year (FY). Accordingly, the Department of Public Accounts (DPA) has compiled the AFS for the FY 2006-2007 within the stipulated timeframe. The Royal Audit Authority (RAA) has dully certified the AFS as required by the PFA-2007.

The AFS is based on the total receipts and expenditures of the Government during the FY and includes all the statements and schedules required by the PFA-2007 and FRR-2001.

A summary of variations between approved & revised budgets and actual expenditures indicate the variations in percentages. The statement of Consolidated Receipt and Payments of the Government presents the sources and applications of funds along with the cost of internal and external debt servicing. The AFS compares the growth of recurrent expenditure to internal revenue, capital expenditures and repayments to grants and borrowings. The liquidity position of the Government is presented in the Budget Fund Account (BFA) and the Government Consolidated Account (GCA).

The financing table presents the derived budgetary balance, the financing alternatives and the actual resource position. The Government's outstanding debt (internal and external) both in Ngultrum and United States Dollar (USD) value indicating the total debt to Gross Domestic Product (GDP) ratio and the Government Guarantees and Government Equity portfolio for the FY ending June 30, 2007 is also presented in the AFS. For the first time a statement of operations on Refundable Deposit Accounts, Revolving Fund Accounts and the Trust Fund Accounts have also been included as required by FRR-2001.

2. OVERVIEW

The fiscal year 2006-2007 started wit an approved budget of Nu. 18,930.026 million and a resource gap of Nu. 853.109million. At the end of the FY the revised budget was Nu. 21,154.989 million which increased the budget deficit to Nu.1,390.222 million. However, the actual outcomes for the FY was Nu.17,482.695 million with a surplus of Nu. 642.612 million which is 8% and 17% lower than the approved and the revised budgets respectively. The actual outcome in current and capital expenditures represents around 32% of GDP for the FY 2006-2007[‡].

[‡] GDP figure used is Nu. 46,813 million which is an average of Nu. 41,443 million actual for year 2006 and Nu.52,183 million projected for year 2007 (*Source*: National Statistics Bureau).

The recurrent expenditure of Nu. 7,636.225 million was fully covered by domestic revenues of Nu.10,082.160 million, thus satisfying one of the cornerstones of the Government's fiscal policy. The grants received in-kind and cash amounting to Nu. 6,000.934 million covered more than 80% of the capital expenditure of Nu. 7,529.882 million. The internal revenue and grants together resulted in a surplus of 6% after fully covering the total expenditures.

Referring to financing side (in Table 13), while there was an increase in the total expenditure by about 15% compared to previous FY, the percentage increase in total receipts were about 20% resulting in an budgetary surplus[§] of Nu. 642.612 million and a fiscal surplus^{**} of Nu. 287.767 million at the end of the FY.

The outstanding government debt as on June 30, 2007 amounted to Nu. 31,056.399 million which is equivalent to approximately USD 777.682 million. About 60% of total debt is in Rupee loan from Government of India (GOI) on account of the hydropower projects. The ratio of total debt to GDP is about 66 per cent.

The total government equity holding in various Corporations and the Government Guarantees issued as on June 30, 2007 stands at Nu. 16,405.589 million and Nu. 2,832.273 million respectively^{††}. The total Government equity portfolio represents about 35 per cent of GDP.

Table 1 presented on the following page summarizes the comparison of approved & revised budget with that of actual outcome, which forms the basis of major explanations in this overview.

§ **budget deficit/surplus** = (taxes + fees and income from property and enterprises + proceeds from sale of land and other capital assets + recovery of on-lendings + grants + *project tied borrowings*) – (current expenditures + capital expenditures + lending + *repayments*). Source: Budget Manual (BM), FRR-2001

** **fiscal deficit/surplus** = (taxes + fees and income from property and enterprises + proceeds from sale of land and other capital assets + recovery of on-lendings + grants) – (current expenditures + capital expenditures + lending). Source: BM, FRR2001.

†† Source: Public Enterprise Division (PED), MoF

Financial Statements of the Government of Bhutan for the Year Ended 30th June 2007

Table 1: SUMMARY OF VARIATION BETWEEN APPROVED AND REVISED BUDGET ESTIMATES AND ACTUAL OUTCOMES FOR THE FY 2006-2007

(Nu. in Million)

APPLICATION OF FUNDS	BUDGET ESTIMATES		ACTUAL OUTCOME	% VARIATION			SOURCE OF FUNDS	BUDGET ESTIMATES		ACTUAL OUTCOME	% VARIATION		
	APPROVED	REVISED		APPD./REVI.	APPD./ACT.	REVI./ACT.		APPROVED	REVISED		APPD./REV.	APPD./ACT.	REVI./ACT.
I. EXPENDITURE:	17,775.963	19,983.347	15,166.107	12.4	(14.7)	(24.1)	I. INTERNAL RECEIPTS	10,121.982	9,618.925	10,082.160	(5.0)	(0.4)	4.8
i. Current	7,961.974	8,463.098	7,636.225	6.3	(4.1)	(9.8)	i) Tax	5,586.850	4,073.717	4,266.911	(27.1)	(23.6)	4.7
ii. Capital	9,813.989	11,520.249	7,529.882	17.4	(23.3)	(34.6)	ii) Non-Tax	4,535.132	5,545.208	5,815.249	22.3	28.2	4.9
II. REPAYMENTS:	651.803	671.884	668.616	3.1	2.6	(0.5)	II. RECOVERY OF LOANS	376.640	376.640	376.140	-	(0.1)	(0.1)
i. Internal	175.303	175.303	175.302	-	(0.0)	(0.0)	III. GRANTS	6,234.721	7,773.458	6,000.934	24.7	(3.7)	(22.8)
ii. External	476.500	496.581	493.314	4.2	3.5	(0.7)	i) In Cash	6,168.120	6,751.107	5,031.532	9.5	(18.4)	(25.5)
III. LENDING	502.260	499.758	463.524	(0.5)	(7.7)	(7.3)	ii) In Kind	66.601	1,022.351	969.402	1,435.0	(5.2)	48.0
IV. ADVANCES (Net)	-	-	486.688				IV. BORROWINGS	1,287.344	1,590.149	1,023.461	23.5	(20.5)	(35.6)
V. OTHER PAYMENTS	-	-	55.148				i) Internal	-	-	-	-	-	-
	-	-					ii) External	1,287.344	1,590.149	1,023.461	23.5	(20.5)	(35.6)
VI. SURPLUS	-	-	642.612		-	-	V. OTHER RECEIPTS	56.230	405.595	-	621.3	(100.0)	(100.0)
							VI. DEFICIT	853.109	1,390.222	-	-	-	-
TOTAL PAYMENTS	18,930.026	21,154.989	17,482.695	11.8	(7.6)	(17.4)	TOTAL RECEIPTS	18,930.026	21,154.989	17,482.695	11.8	(7.6)	(17.4)

Source: Department of Public Accounts (DPA), Department of Aid and Debt Management (DADM) and Department of Revenue and Customs (DRC).

Note: (i) Approved budget estimates is as reported to National Assembly session of June 2006.

(ii) Revised budget estimates is as on 30 June 2007.

(iii) The figures of current expenditure and external borrowing are exclusive of Nu. 3.364m each which pertains to interest paid on loan from the ADB through capitalization of disbursement.

3. RECEIPTS & PAYMENTS

The consolidated receipts and payments statement of the Government for the FY 2006-2007 is presented below in Table 2. The statement presents the sources and applications of funds along with the cost of internal and external debt servicing. The FY 2006-2007 started with a negative balance of Nu. (-) 92.756 million. However, the FY ended with a positive balance of Nu. 549.856 million.

Table 2: THE CONSOLIDATED RECEIPTS & PAYMENTS STATEMENT FOR THE FISCAL YEAR 2006-2007					
(Nu. in million)					
Sl.No.	RECEIPTS	AMOUNT	Sl.No.	PAYMENTS	AMOUNT
1	Opening Balances :	(92.756)	1	Expenditure :	15,166.107
	i) Cash	33.017		i) Current	7,636.225
	ii) Bank	(125.773)		ii) Capital	7,529.882
2	Internal Revenue :	10,082.160	2	Repayment of Loans :	668.616
	i) Tax Revenue	4,266.911		i) Internal	175.302
	ii) Non Tax Revenue	5,815.249		ii) External	493.314
3	External Grants :	6,000.934			
	i) Cash	5,031.532	3	Lendings:	463.524
	ii) Kind	969.402			
4	Borrowings:	1,023.461	4	Other Payments:	55.148
	i) Internal	-			
	ii) External	1,023.461			
			5	Increase in Adv./Susp.	3,863.842
5	Recovery of Loans:	376.140			
6	Other Receipts:	-	6	Closing Balances:	549.856
				i) Cash	48.392
7	Decrease in Adv./Susp.	3,377.154		ii) Bank	501.464
	TOTAL	20,767.093		TOTAL	20,767.093

Source: DPA, DRC, DADM, Spending Agencies

Note: The figures of current expenditure and external borrowing are exclusive of Nu. 3.364m each which pertain to interest paid on loan from the ADB through capitalization of disbursement.

4. OPERATIONAL RESULTS

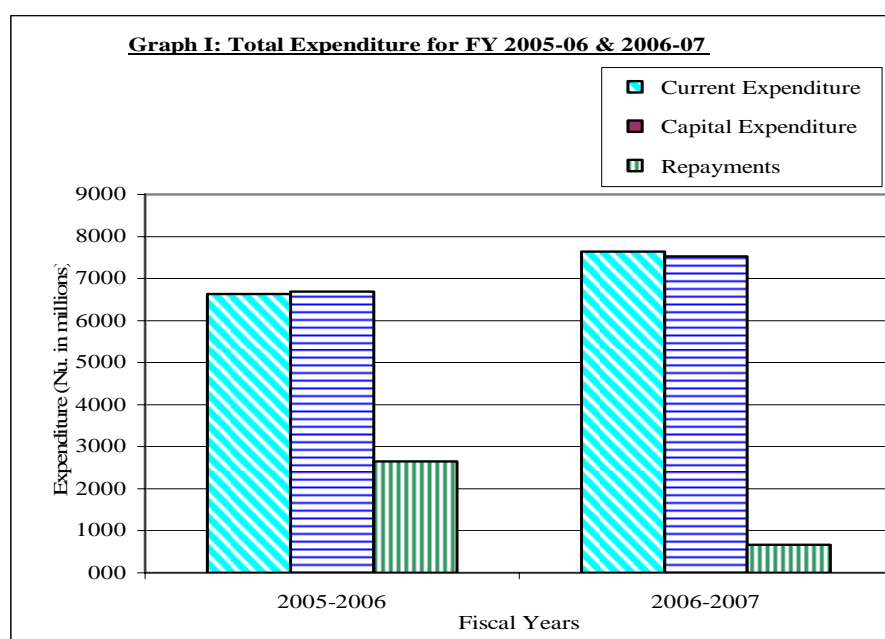
4.1 EXPENDITURE GROWTH

The total Government expenditure during the FY 2006-2007 amounted to Nu. 15,166.107 million representing around 32% of the GDP. This is an increase by more than 14% over the previous FY. This increase in the expenditures is attributed to some of the major activities related to the preparation of national election activities and national celebrations. The total expenditure including recurrent, capital, on-lending and repayment of principal loans amounted to Nu. 16,298.247 million which is about 35 percent of GDP. This is a fulfillment of one of the broad fiscal objectives of the Government as outlined in the Poverty Reduction Strategy paper which is to limit the total Government expenditures to less than 40 per cent of GDP.

A comparative percentage change in expenditures of the FY 2006-2007 over the previous FY 2005-2006 is presented in Table 3 below.

Table 3: TOTAL EXPENDITURE FOR THE FY 2005-06 & 2006-07			
	(Nu. in million)		
FISCAL YEAR	2005-2006	2006-2007	% Change
Current Expenditure	6,630.204	7,636.225	15%
Capital Expenditure	6,684.425	7,529.882	13%
Total	13,314.629	15,166.107	14%
Repayments	2,651.448	668.616	-75%
Internal	2,253.023	175.302	-92%
External	398.425	493.314	24%
On Lending	590.227	463.524	-21%
Grand Total	16,556.304	16,298.247	-2%
Source: SAs and DADM			

The comparison is also presented in a graphic form in Graph I.



4.1.1 CURRENT EXPENDITURE

The recurrent expenditure of Nu. 7,636.225 million during the FY 2006-2007 reflects an increase of Nu. 1,009.385 million over that of the FY 2005-2006. This is over 15% increase as shown in Table 3 above. The increase can be attributed to some of the one time major activities as listed below:

- | | |
|--|-------------|
| a) Issuance of new national identity cards | Nu. 16.129m |
| b) Election related activities | Nu. 35.010m |

The total recurrent expenditure of Nu. 7,636.225 million was fully covered by internal revenue of Nu. 10,082.160 million. The increase in Internal Revenue was around 46% over the previous FY. This can be attributed mainly to transfer of profits from Tala projects amounting to Nu. 1,800.000 million during the FY. This has resulted in increased percentage (132%) coverage of the recurrent expenditure by internal revenue thereby achieving one of the key fiscal objectives of the Government of financing the recurrent expenditures from its domestic revenues.

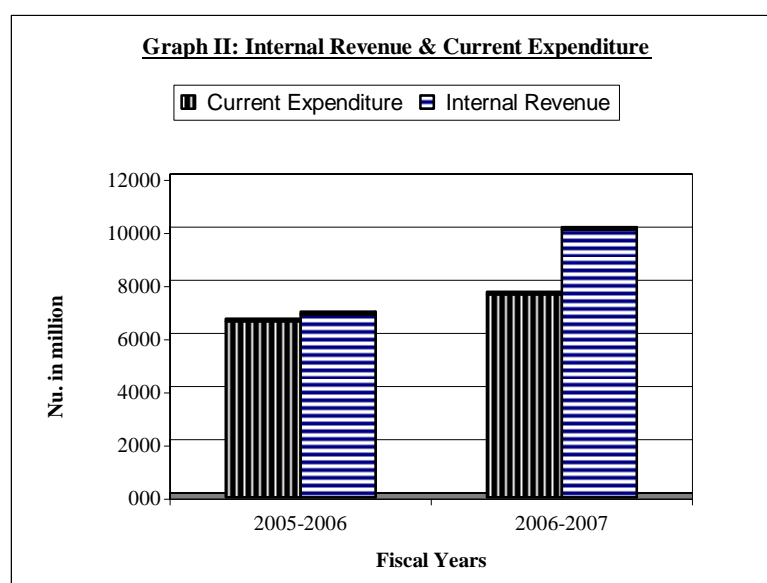
The comparison and percentage coverage of recurrent expenditure by the internal revenue for the FY 2005-2006 and 2006-2007 is presented below in Table 4.

Table 4: CURRENT EXPENDITURE AND INTERNAL REVENUE

PARTICULARS	2005-2006	2006-2007
Current Expenditure	6,630.204	7,636.225
Internal Revenue	6,902.906	10,082.160
% Coverage	104%	132%

Source: SAs and DRC

The graphic representation of the comparison between current expenditure and internal revenue is presented in Graph II.



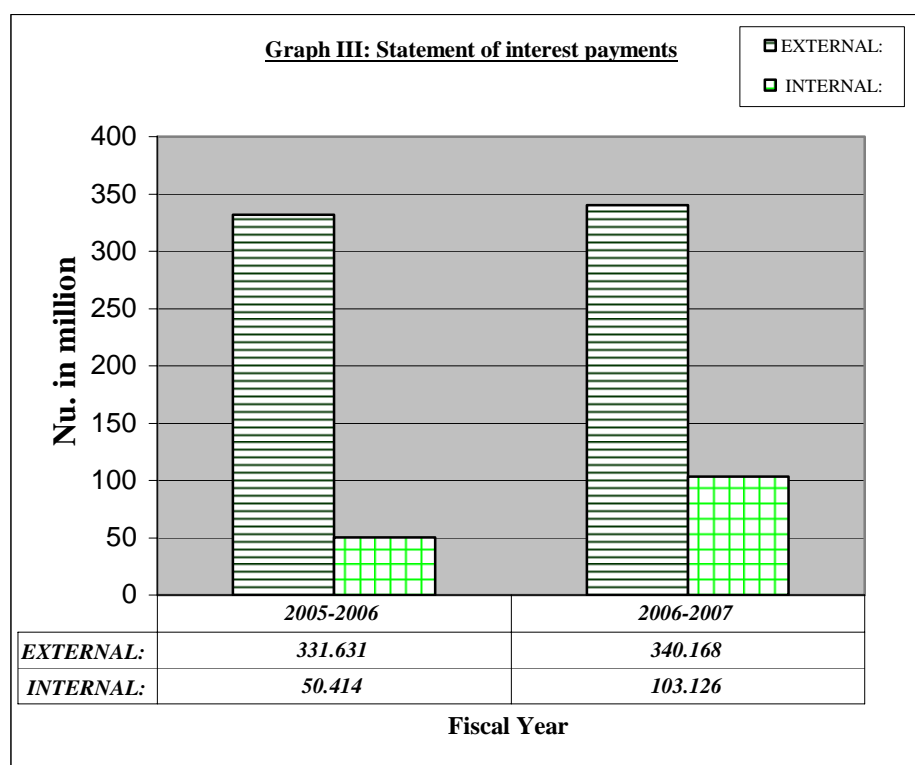
4.1.2 DEBT SERVICING EXPENDITURE

The total interest payment during the year amounted to Nu. 443.294 million. This consists of Nu. 103.126 million internal debt servicing and Nu. 340.168 million external debt servicing. The cost of debt servicing works out to around 0.95% of GDP, and around 4% of internal revenue.

The summary of the expenditure on debt servicing for the FY 2005-2006 and 2006-2007 is given in Table 5.

Table 5: STATEMENT OF INTEREST PAYMENTS FOR THE FISCAL YEAR 2005-2006 & 2006-2007		
INTEREST	2005-2006	2006-2007
On Internal Loans	50.414	103.126
On External Loans	331.631	340.168
Total	382.045	443.294
Source: (i) External - DADM		
(ii) Internal - DPA		

The statement of interest payments for the FY 2005-2006 & 2006-2007 is presented in a graphic form.



The detailed statement of interest payment is presented in Table 6 below.

Table 6: STATEMENT OF INTEREST PAYMENTS ON LOANS					
SL.NO.	LENDER/PROJECTS	LOAN #	2005-2006	2006-2007	% of Total
A	EXTERNAL:		331.631	340.168	77%
I	W/Bank		26.361	27.878	6%
1	Technical Assistance	1416-BHU	0.997	1.018	
2	Forestry - I	1460-BHU	1.818	1.641	
3	Forestry - II	1900-BHU	0.244	0.250	
4	Forestry - III	2533-BHU	2.259	1.791	
5	Bhutan Carbide & Chemicals Ltd.	1596-BHU	2.377	2.450	
6	Primary Education Project	1899-BHU	1.257	1.289	
7	Second Education Project	3044-BHU	4.553	5.061	
8	Rural Access Project	3309-BHU	3.720	3.955	
9	Urban Development Project	3310-BHU	3.564	3.696	
10	Education Development Project	3820-BHU	5.353	5.768	
11	Decentralized Rural Dev. Project	4040-BHU	0.219	0.959	
II	IFAD		8.267	8.942	2%
12	Small Farm Development Proj.	50-BHU	1.552	1.497	
13	T/gang-Mongar Area Dev. Proj.	178-BHU	1.264	1.227	
14	Puna-Wangdi Valley Dev. Proj.	223-BHU	1.035	1.025	
15	First Eastern Zone Agri. Proj.	299-BHU	1.632	1.695	
16	Second Eastern Zone Agri. Proj.	512-BHU	2.784	3.235	
17	Agri.Marketing Enterprise Promotion Prog.	659-BHU	-	0.263	
III	ADB		31.324	41.119	9%
18	Multi-Project - I	637-BHU	1.537	1.448	
19	Multi-Project - II	722-BHU	3.792	3.359	
20	Chirang Hill Irrigation Proj.	740-BHU	0.373	0.387	
21	Road Mechanisation Proj.	790-BHU	2.049	1.894	
22	Highland Livestock Dev. Proj.	808-BHU	1.881	1.731	
23	Industrial Estates Dev. Proj.	900-BHU	0.302	0.275	
24	Bhutan Dev. Finance Corporation	934-BHU	0.885	0.920	
25	Technical & V/ational Edu.Trng.	1035-BHU	1.813	1.706	
26	East-West H/Way Maint. Proj.	1265-BHU	2.142	2.166	
27	Rural Electrification Proj.	1375-BHU	3.107	3.210	
28	Financial Sector Dev. Proj.	1565-BHU	1.723	1.780	
29	Development Finance Loan	1566-BHU	1.715	1.764	
30	Urban Infrastructure Dev. Proj.	1625-BHU	1.392	2.747	
31	Sustainable RE Project	1712-BHU	4.231	4.492	
32	Health Care Reform	1762-BHU	4.382	4.525	
33	Road Improvement Project	1763-BHU		4.680	
34	Rural Electrification Network Expn. Project	2009-BHU	-	4.035	
IV	KFAED		1.956	1.209	0%
35	Bhutan Dev. Finance Corporation	409-BHU	1.956	1.209	
V	GoI		213.774	209.346	47%
36	Chukhha Hydro Power Corporation		12.029	7.652	
37	Kurichu Hydro Power Project		201.745	201.694	
VI	Govt. of Austria		48.622	51.183	12%
38	Basochhu HPP - Lower Stage		48.622	51.183	
VII	DANIDA		1.327	0.491	0%
39	Rural Telecom. Network Project		1.327	0.491	
B.	INTERNAL:		50.414	103.126	23%
40	Government Bond	BOB/BNB/NPPF	32.550	-	
41	Shortterm Borrowing for New Aircraft	BOB/BNB/NPPF	16.195	-	
42	Longterm borrowing for New Aircraft	BHTF/NPPF	-	96.416	
43	Ways & Means Account	BoB	1.669	6.710	
GRAND TOTAL:			382.045	443.294	100%
<i>Sources: External - DADM, Internal - DPA</i>					

4.1.3 CAPITAL EXPENDITURE

The total capital expenditure during the FY was Nu. 7,529.882 million. This represents an increase of 13% over the previous year's expenditure which could be attributed to some of the major activities such as:

i)	Const/resurf/improve. works under Thimphu Roads Division	Nu. 153.006m
ii)	Election Equipments, EVM and training of electoral officers	Nu. 81.300m
iii)	Construction of Tshechhu Ground	Nu. 32.560m
iv)	Acquisition of land for construction of Supreme Court	Nu. 52.047m
v)	Construction of Secretariat Complex	Nu. 16.140m
vi)	Construction of Public Seating Gallery at C/thang	Nu. 27.268m

The total receipts in grants and borrowings amounting to Nu.7,024.395 million was able to cover about 86% of the capital and repayment expenditure of Nu.8,198.498 million. The comparison in percentage increase of capital and repayment expenditures and coverage by external resource is shown in the Table 7 below.

Sources	2005-2006	2006-2007	% change
Grants	6,382.537	6,000.934	-6%
Borrowings	2,866.924	1,023.461	-64%
Total of Grants & Borrowings	9,249.461	7,024.395	-24%
Expenditure	2005-2006	2006-2007	% change
Capital Expenditure	6,684.425	7,529.882	13%
Repayment	2651.448	668.616	-75%
Total	9,335.873	8,198.498	-12%
% Coverage of Capital Expenditure and Repayments by Grants and Borrowings	99%	86%	
Source: DRC, DADM and DPA			

The capital expenditure also includes some of the major direct disbursements by some donors, which are treated as in-kind assistance, as listed hereunder:

- i) Nu. 943.111 million by the GOI for the Construction of Roads, Geographical Survey and Telecommunication.
- ii) Nu. 2.464 million by Helvetas for East-Central Rural Agriculture Development Project (ECR-ADP)
- iii) Nu. 9.504 million by IDA for Bhutan Second Urban Development Project
- iv) Nu. 6.630 million by UNFPA for Support to Reproductive Health Project
- v) Nu. 7.693 million by UNICEF for Maternal and Child Health Project

4.1.4 ON-LENDING

The total on-lending by the Government during the FY 2006-2007 amounted to Nu. 463.524 million. This includes internal on-lending of Nu. 40.000 million interest-free loan to Druk Air Corporation and external on-lending of Nu. 423.524 million as shown in Table 8.

Table 8: STATEMENT OF ON-LENDING FOR THE FY 2005-2006 & 2006-2007				
		(Nu. in million)		
LENDER	IMPLEMENTING AGENCY AND PROJECT	2005-2006	2006-2007	Cummulative
ADB	BPC - Rural Electrification and Network Expansion*	123.149	93.277	436.187
AUSTRIAN	Basochhu Hydro Power Corporation*	36.359	26.974	720.686
DANIDA	Bhutan Telecom - Rural Telecom & Network Expansion *	391.078	303.273	661.000
RGOB	Druk Air Corporation - Interest Free Loan	40.000	40.000	580.000
TOTAL:		590.586	463.524	2397.873
Source: DADM and DPA				
Note:	i. * Pertains to direct disbursement made by the lenders.			
	ii. On lending on account of Tala Hydro Power Corporation is not reflected both in the budget estimates and on-lending statement. However, it has been reflected in the statement of outstanding debt of the Government in Table # 21 where the actual debt position of the Government is ascertained.			

The external on lending includes direct disbursements made by donors which are treated as in-kind assistance as detailed below:

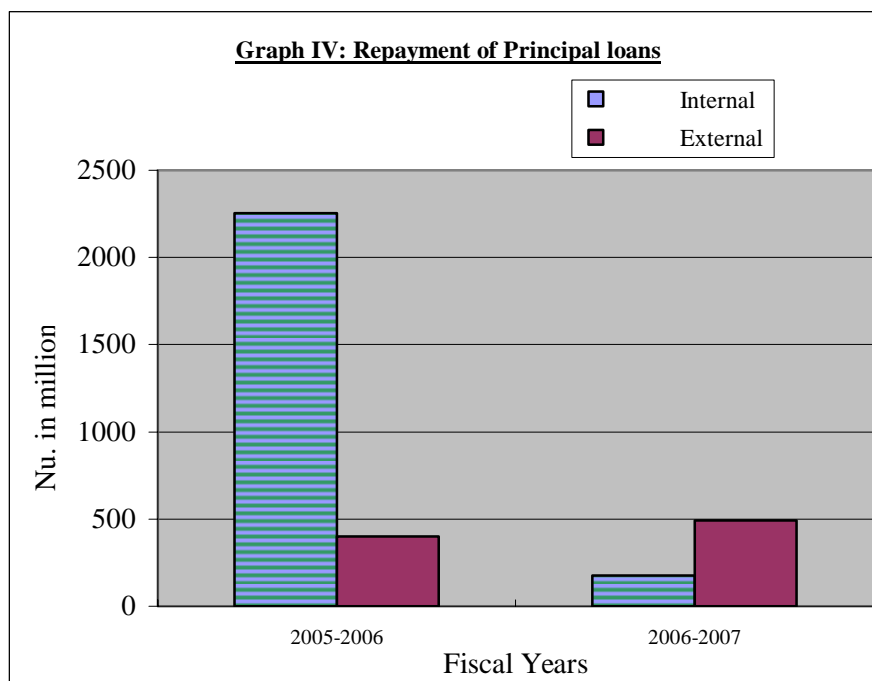
- i) Nu. 93.277million for rural electrification & network expansion project by ADB.
- ii) Nu. 26.974million for Basochhu hydro power project by Government of Austria.
- iii) Nu. 303.273million for rural telecommunication network project by Danida

4.1.5 LOAN REPAYMENT

The principal repayment of loans during the FY 2006-2007 amounted to Nu. 668.616 million. This consists of Nu. 493.314 million external and Nu. 175.302 million internal borrowings. A consolidated statement of principal repayment of loans for the FY 2005-2006 and 2006-2007 are presented in Table 9.

Table 9: STATEMENT OF REPAYMENT OF PRINCIPAL LOANS				
		Nu. in million		
FISCAL YEAR	2005-2006	2006-2007	% Change	
Repayments	2,651.448	668.616	(74.8)	
Internal	2,253.023	175.302	(92.2)	
External	398.425	493.314	23.8	
Source: SAs and DADM				

The above information is portrayed in a graphic form in Graph IV below:



The repayment of principal loans is also presented by lender in the Table 10 below:

Table 10: STATEMENT OF REPAYMENT OF PRINCIPAL LOANS				
		(Nu. in million)		
S/NO.	LENDER	2005-2006	2006-2007	% OF TOTAL
A	EXTERNAL:	398.425	493.314	74%
i	W/Bank	33.867	34.346	5%
ii	IFAD	17.928	18.326	3%
iii	ADB	52.870	62.115	9%
iv	KFAED	19.543	18.530	3%
v	Govt. of Austria	-	50.092	7%
vi	DANIDA	-	35.689	5%
vii	GoI	274.217	274.216	41%
B	INTERNAL:	2,253.023	175.302	26%
i	Bank of Bhutan	200.000	-	0%
ii	Bhutan National Bank	120.000	-	0%
iii	National Pension & Provident Fund	1,243.023	106.302	16%
iv	Bhutan Health Trust Fund	690.000	69.000	10%
	GRAND TOTAL:	2,651.448	668.616	100%
<i>Sources : External - DADM Internal - DPA</i>				

The detailed statement of repayment of principal loans for the FY 2005-2006 and 2006-2007 is presented in Table 11.

Table 11: STATEMENT OF REPAYMENT OF PRINCIPAL LOANS					
(Nu. in million)					
S/NO.	LENDER/PROJECT	LOAN #	2005-2006	2006-2007	% OF TOTAL
A	EXTERNAL:		398.425	493.314	74%
I	W/Bank		33.867	34.346	5%
1	Technical Assistance	1416-BHU	4.985	5.024	1%
2	Forestry - I	1460-BHU	8.061	8.412	1%
3	Forestry - II	1900-BHU	0.775	0.804	0%
4	Forestry - III	2533-BHU	5.115	5.186	1%
5	Bhutan Carbide & Chemicals Ltd.	1596-BHU	10.940	10.780	2%
6	Primary Education Project	1899-BHU	3.991	4.140	1%
II	IFAD		17.928	18.326	3%
7	Small Farm Development Proj.	50-BHU	6.151	6.166	1%
8	T/gang-Mongar Area Dev. Proj.	178-BHU	4.181	4.191	1%
9	Puna-Wangdi Valley Dev. Proj.	223-BHU	3.159	3.230	0%
10	First Eastern Zone Agri. Proj.	299-BHU	4.437	4.739	1%
III	ADB		52.870	62.115	9%
11	Multi-Project - I	637-BHU	8.129	8.131	1%
12	Multi-Project - II	722-BHU	18.691	18.725	3%
13	Chirang Hill Irrigation Proj.	740-BHU	2.055	1.942	0%
14	Road Mechanisation Proj.	790-BHU	4.613	9.271	1%
15	Highland Livestock Dev. Proj.	808-BHU	4.502	6.353	1%
16	Industrial Estates Dev. Proj.	900-BHU	0.707	0.659	0%
17	Bhutan Dev. Finance Corporation	934-BHU	1.951	2.096	0%
18	Technical & V/tional Edu.Trng.	1035-BHU	4.144	3.907	1%
19	East-West H/Way Maint. Proj.	1265-BHU	5.051	4.637	1%
20	Rural Electrification Proj.	1375-BHU	3.027	6.394	1%
IV	KFAED		19.543	18.530	3%
21	Bhutan Dev. Finance Corporation	409	19.543	18.530	3%
V	Govt. of Austria		0.000	50.092	7%
22	Basochhu Lower Stage			50.092	7%
VI	DANIDA		0.000	35.689	5%
23	Rural Telecom Network Extn. Project		-	35.689	5%
VII	GoI		274.217	274.216	41%
24	Chukhha Hydro Power Corporation		87.550	87.550	13%
25	Kurichu Hydro Power Corporation		186.667	186.666	28%
B.	INTERNAL:		2,253.023	175.302	26%
26	Bank of Bhutan		200.000	-	0%
27	Bhutan National Bank		120.000	-	0%
28	National Pension & Provident Fund		1,243.023	106.302	16%
29	Bhutan Health Trust Fund		690.000	69.000	10%
	GRAND TOTAL:		2,651.448	668.616	100%
Sources: External - DADM Internal - DPA					

4.1.6 SECTOR WISE EXPENDITURE

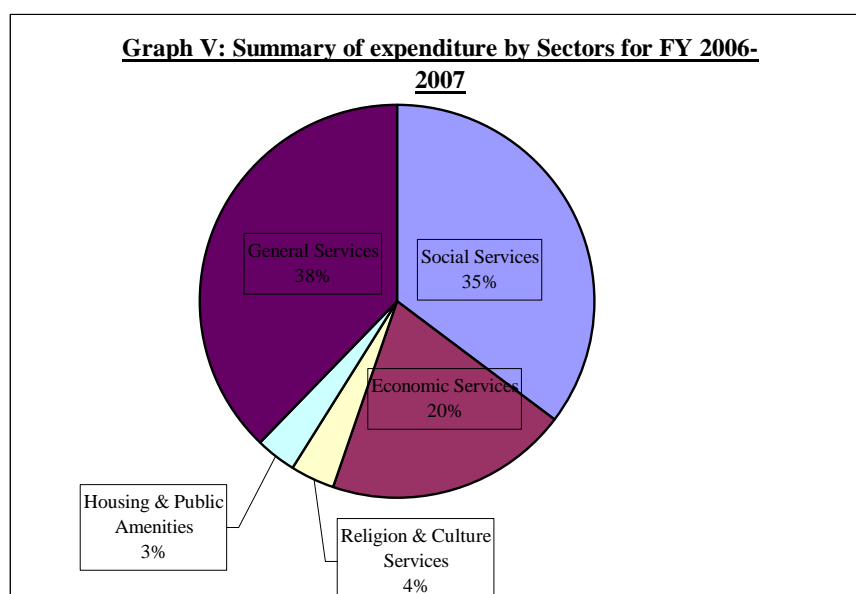
The sector-wise expenditure during the FY presented in Table 12 reflects the priorities of the Royal Government in terms of expenditures to each sector in the economy.

Table 12: SUMMARY OF EXPENDITURE BY SECTORS FOR THE FY 2006-2007

Sectors	Expenditure				% of Total	% to GDP
	Current	Capital	Len/Repay	Total		
Social Services	2,695.229	1,957.909	0.000	4,653.138	31	13
Health Services	922.349	767.744	0.000	1,690.093	11	5
Education Services	1,772.880	1,190.165	0.000	2,963.045	20	8
Economic Services	1,526.983	3,452.991	0.000	4,979.974	33	14
RNR Services	949.907	759.477	0.000	1,709.384	11	5
Mining, Manuft. & Industries Services	52.074	70.295	0.000	122.369	1	0
Transport & Communication Services	296.521	2,045.451	0.000	2,341.972	15	7
Energy Services	48.707	392.890	0.000	441.597	3	1
Other Economic Services	179.774	184.878	0.000	364.652	2	1
Religion & Culture Services	280.877	217.368	0.000	498.245	3	1
Housing & Public Amenities	247.244	477.762	0.000	725.006	5	2
General Services	2,885.892	1,423.852	1,132.140	5,441.884	28	12
General Public Service	2,442.598	1,423.852	0.000	3,866.451	25	11
Public Debt Services	443.294	0.000	1,132.140	1,575.434	3	1
Total	7,636.225	7,529.882	1,132.140	16,298.247	100	43

Source: DPA & SAs

The above statement is reproduced below in the form of pie chart.



5. FINANCING

Table 13 below has the details of the budget and fiscal balances, financing alternatives and the resulting resources position for the FY 2006-2007:

Table 13: FINANCING TABLE (Nu. in million)

DETAILS	FY 2005-2006		FY 2006-2007		% Variance in Outcome of 2 FYs
	APPROVED ESTIMATES	ACTUAL OUTCOME	APPROVED ESTIMATES	ACTUAL OUTCOME	
OUTLAY	14,700.561	13,770.887	17,901.583	15,795.327	14.70
1. EXPENDITURE:	14,651.781	13,356.808	17,775.963	15,166.107	13.55
i. Current	6,887.834	6,672.383	7,961.974	7,636.225	14.45
ii. Capital	7,763.947	6,684.425	9,813.989	7,529.882	12.65
2. NET LENDING	48.780	289.090	125.620	87.384	-69.77
3. ADVANCE/SUSPENSE (NET)	-	124.989	-	486.688	289.38
4. OTHER PAYMENTS	-	-	-	55.148	
SOURCES OF FINANCE	12,959.899	13,452.154	16,412.933	16,083.094	19.56
1. INTERNAL RECEIPTS	7,388.219	6,902.906	10,121.982	10,082.160	46.06
i) Tax	4,445.633	4,124.680	5,586.850	4,266.911	3.45
ii) Non-Tax	2,942.586	2,778.226	4,535.132	5,815.249	109.32
2. OTHER RECEIPTS	93.550	124.532	56.230	-	
3. GRANTS	5,478.130	6,424.716	6,234.721	6,000.934	-6.60
i) Programme grants	1,894.000	1,918.236	1,194.000	1,773.705	-7.53
a) GoI	1,750.000	1,700.000	1,050.000	1,100.000	-35.29
b) Others	144.000	218.236	144.000	673.705	208.70
ii) Project-tied grants	3,584.130	4,506.480	5,040.721	4,227.229	-6.20
a) GoI	1,980.086	1,717.224	3,124.832	2,924.287	70.29
b) Others	1,604.044	2,789.256	1,915.889	1,302.942	-53.29
FISCAL DEFICIT/SURPLUS	(1,740.662)	(318.733)	(1,488.650)	287.767	-190.28
5. FINANCING	1,740.662	318.733	1,488.650	(287.767)	-190.28
BORROWING	1,244.189	2,866.924	1,287.344	1,023.461	-64.30
i) Internal	-	1,753.023	-	-	-100.00
ii) External	1,244.189	1,113.901	1,287.344	1,023.461	-8.12
6. REPAYMENT	410.880	2,651.448	651.803	668.616	-74.78
i) Internal	-	2,253.023	175.303	175.302	-92.22
ii) External	410.880	398.425	476.500	493.314	
RESOURCE GAP	907.353	103.257	853.109	(642.612)	-722.34

Source: DPA, DADM and DRC.

Note: The figures of current expenditure and external borrowing are exclusive of Nu. 3.364m each, which pertain to interest paid on loan from the ADB through capitalization of disbursement.

During the FY 2006-2007, the total approved outlay was Nu. 17,901.583million against the projected resource of Nu. 16,412.933million. This has resulted in fiscal deficit of Nu. 1,488.650million. With additional expenditure of Nu. 651.803million projected for loan repayment and anticipated additional resource of Nu. 1,287.344million by way of borrowings, the FY 2006-2007 started with a resource gap of Nu. 853.109million.

The actual outcome for the FY was a marked difference from the past FY. There was a both fiscal and budget surplus at the end. With the realized total resource of Nu. 16,083.094million and the reported expenditure of Nu. 15,795.327million, the fiscal surplus was Nu. 287.767 million. This can be mainly attributed to the commissioning of Tala project which has contributed Nu. 1,800.000million to the Government exchequer during the FY. Further, the net addition of Nu. 354.845million from borrowing of Nu. 1,023.461million and repayments of Nu. 668.616million resulted in a resource surplus of Nu. 642.612million for the FY.

Comparing to FY 2005-2006, the performance for the current FY has been commendable especially, the increase in expenditure by 14%. The decrease in program support from GoI by 35% is being meted by increase in internal revenue by 46% mainly with transfer of profit from Tala project of Nu. 1,800.000million and the Development Policy Grant of Nu. 494.703 million from World Bank contributing to 24% increase in external grants. While there was a decrease in borrowings by 64% this has been discounted by the decrease in repayment expenditures of 75%. All these contributed to a surplus of Nu. 642.612million for the FY.

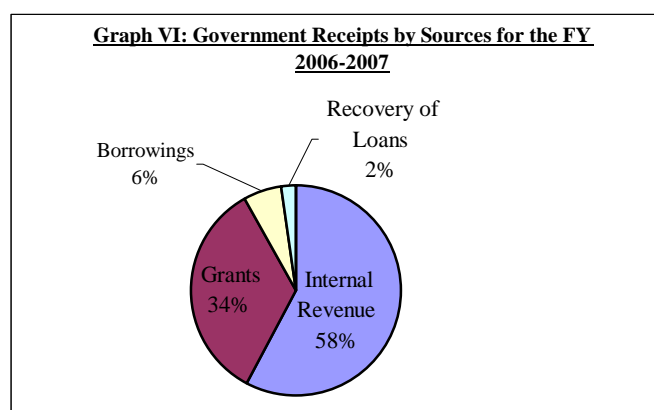
6. GOVERNMENT RECEIPTS BY SOURCES

The total receipt for the FY 2006-2007 amounted to Nu.17,482.695 million accounting to about 37% of the GDP. More than 58% of the total receipt is from internal revenue and around 34% from external grants. Receipts from borrowings accounted to 6% of the total receipts and recovery of loans about 2 % of the total receipts for the FY.

Table 14 depicts the breakup of the receipts for the FY 2005-2006 and 2006-2007 and the percentage composition of each source of receipt and the % change as compared to the previous FY.

Table 14: GOVERNMENT RECEIPTS BY SOURCES					
		(Nu. in millions)			
Sl.No.	SOURCES	2005-2006	2006-2007	% of Total	% change
1	Internal Revenue	6,902.906	10,082.160	58	46%
2	Grants	6,382.537	6,000.934	34	-6%
3	Borrowings	2,866.924	1,023.461	6	-64%
	a. External	1,113.901	1,023.461	6	-8%
	b. Internal	1,753.023	-	0	-100%
4	Recovery of Loans	301.137	376.140	2	25%
5	Other Receipts	124.532	-	0	-100%
	Total :	16,578.036	17,482.695	100	5%
<i>Source:</i> DRC, DADM and DPA					

The information in the above statement of is presented in a graphic form hereunder.



6.1. INTERNAL REVENUE

The internal revenue collected during the FY 2006-2007 was Nu.10,082.160 million as compared to Nu. 6,902.906 million of FY 2005-2006. The increase in the internal revenue of Nu. 3,179.254 million over that of the previous FY is an increase of about 46% accounting to 6.8% of the GDP. The increase can be attributed mainly to the commissioning of Tala project which alone contributed Nu. 1,800.000 million to the Government revenue by way of profit transfers. The other factors which contributed for the increase in the internal revenue are: increase in corporate income tax and dividend from CHPC by Nu. 104.480 million and Nu. 491.688 million respectively. The transfer of profits from Royal Monetary Authority (RMA) also increased by Nu. 422.329 million as compared to the previous year.

A detailed statement of revenue collected during the FY 2005-2006 and 2006-2007 and the percentage change as compared to the previous FY is presented in Table 15.

Table 15: SUMMARY OF REVENUE COLLECTIONS

Nu. in million				
Code	REVENUE HEADS	2005-2006	2006-2007	% Change
1	Tax Revenue	4,124.680	4,266.911	3%
1.1	Direct Tax	2,420.087	2,829.030	17%
1.1.1	Corporate Income Tax	1,363.298	1,566.940	15%
1.1.2	Business Income Tax	356.538	367.656	3%
1.1.3	Tax on Payroll/PIT	113.354	174.462	54%
1.1.4	Health Contribution	44.060	49.419	12%
1.1.5	Royalties	407.398	498.614	22%
1.1.6	Rural Tax	-	-	0%
1.1.7	Motor Vehicle Tax	85.246	93.273	9%
1.1.8	Business & Professional Licences	25.630	45.628	78%
1.1.9	Other Tax Revenue	24.563	33.038	35%
1.2	Indirect Tax	1,704.593	1,437.881	-16%
1.2.1	Bhutan Sales Tax	662.785	765.544	16%
1.2.2	Export Tax	0.339	0.012	-96%
1.2.3	Excise Duty	879.543	519.393	-41%
1.2.4	Import Duty	157.178	144.690	-8%
1.2.5	Other Indirect Tax	4.748	8.242	74%
2	Non Tax Revenue	2,778.226	5,815.249	109%
2.1	Fees, Dividends, Profits	2,610.400	5,639.991	116%
2.1.1	Administrative Fees & Charges	197.131	214.726	9%
2.1.2	Revenue from Government Departments	102.062	225.700	121%
2.1.3	Dividends	1,542.428	2,123.164	38%
2.1.4	Transfer of Profits	503.268	2,678.750	432%
2.1.5	Other Non-Tax Revenue	265.511	397.651	50%
2.2	Capital Revenue	167.826	175.258	4%
2.2.1	Capital Revenue	167.826	175.258	4%
	Total Revenue	6,902.906	10,082.160	46%

Source: DRC, MOF

6.2 EXTERNAL GRANTS

The total grants received both in cash and in kind for the FY 2005-2006 and 2006-2007 is given in Table 16 below:

Table 16: INTERNATIONAL ASSISTANCE (GRANTS) RECEIVED			
	Nu. in million		
PARTICULARS	2005-2006	2006-2007	% of Total
I) IN CASH:	5,319.961	5,031.532	84%
a. Program Grant:	2,579.156	1,773.705	30%
i. GOI	1,700.000	1,100.000	18%
ii. World Bank	710.258	494.704	8%
iii. Danida	168.898	179.001	3%
b. Project Grant:	2,740.805	3,257.827	54%
i. GOI	1,317.594	1,981.176	33%
iii. Other Donors	1,423.211	1,276.651	21%
II. IN-KIND:	1,062.576	969.402	16%
i. GOI	399.630	943.111	16%
ii. Other Donors	662.946	26.291	0%
Total :	6,382.537	6,000.934	100%
Source: (i) DPA, DADM & SAs		-	

During the FY 2006-2007, the Government received a total grant of Nu. 6,000.934 million representing about 13% of the GDP. While receipts in cash accounted 84% of the total grant received, there was also direct disbursement of Nu. 969.402 million which is about 16% of the total receipt. These are mainly from donors like GoI, Helvetas, IDA, UNFPA, UNICEF etc, for the roads, bridges, geographical survey, agriculture, health, urban development and telecommunications and these are treated as assistance in-kind.

6.3 BORROWINGS

During the FY 2006-2007, the total borrowings by the Government amounted to Nu.1,023.461 million. These are all from external sources and there was no borrowing from domestic market during the year. A summary of borrowings during the FY 2006-2007 is given in Table 17 on next page.

Table 17: EXTERNAL ASSISTANCE (LOANS) RECEIVED DURING THE FY 2006-2007

LENDER	PROJECT NAME	Nu. in million			
		CASH	KIND	Total	% of Total
ADB	Rural E/fication & Network Expansion Proj.	-	93.277	93.277	9.1
	Basic Skills Development Project	65.504		65.504	6.4
	Road Network Project	11.663		11.663	1.1
	Urban Infrastructure Development Proj.	1.414		1.414	0.1
ADB Total		78.582	93.277	171.858	16.8
AUSTRIAN	Basochhu Hydro Power Proj. - Lower Stage	-	26.974	26.974	2.6
AUSTRIAN Total		-	26.974	26.974	2.6
DANIDA	Rural Telecom Network Project	-	303.273	303.273	29.6
DANIDA Total		-	303.273	303.273	29.6
IFAD	Second Eastern Zone Agriculture Dev. Proj.	51.171	-	51.171	5.0
	Agri. Mktng & Enterprise Promotion Prog.	73.054	-	73.054	7.1
IFAD Total		124.225	-	124.225	12.1
W/BANK	Decentralised Rural Dev. Project	53.760	-	53.760	5.3
	Education Development Project	312.475	-	312.475	30.5
	Rural Access Project	19.831	-	19.831	1.9
	Urban Development Project	11.064	-	11.064	1.1
W/BANK Total		397.130	-	397.130	38.8
GRAND TOTAL		599.937	423.524	1,023.461	100.0

Source: DADM, DPA and SAs

Note: *The direct disbursement from GoI for the Tala Hydro Power Project (THPP), which is a turnkey project, is not included both in the budget estimates and also in the above statement of external borrowings. However, it is reflected in the statement of outstanding loans where actual outstanding debt of the Government is ascertained.*

6.3.1 INTERNAL BORROWINGS

During the FY 2006-2007 the Government did not have to resort to any internal borrowing. This could be attributed to mainly to the commissioning of Tala hydropower project, which alone has contributed Nu. 1,800.000 million to the Government exchequer during the FY. The other factors contributing to this could be the timely fund disbursements from donors for the donor-funded projects, receipt of development policy grant of Nu. 494.704 million from the World Bank under DPG-II and the improved system of internal revenue collections by the DRC.

6.3.2 EXTERNAL BORROWINGS

The total external loan received during the FY amounted to Nu.1,023.461 million. This consists of Nu.599.937 million receipts in cash and Nu.423.524 million in-kind. The World Bank, Danida and ADB are the largest lenders accounting for 39%, 30% and 17% respectively of the total borrowings.

6.4 RECOVERY OF LOANS

The statement of recovery of loans for the FY 2005-2006 and 2006-2007 is presented below in Table 18.

Table 18: STATEMENT OF RECOVERY OF LOANS FOR THE FY 2005-2006 & 2006-2007				
			Nu. in million	
LENDER	AGENCY	LOAN NO.	2005-2006	2006-2007
ADB	Bhutan Dev. Finance Corporation (BDFC)	1566-BHU(SF)	11.889	11.889
	Bhutan Dev. Finance Corporation (BDFC)	934-BHU	1.858	1.858
	Bhutan Power Corporation (BPC)	1375-BHU	4.152	8.304
AUSTRIAN	Basochhu Hydro Power Corporation	BHPP-Lower Stage	-	35.400
DANIDA	Bhutan Telecom Corporation (BT)	Rural Telecom Network	-	35.689
GOI	Chhukha Hydro Power Corporation	CHPC	87.550	87.550
	Kurichhu Hydro Power Corporation	KHPC	186.667	186.667
KFAED	Bhutan Dev. Finance Corporation (BDFC)	409-BHU	8.783	8.783
RGoB	Road Safety and Transport Authority (RSTA)		0.238	-
	TOTAL		301.137	376.140
Source: DPA and DADM				

6.5 OTHER RECEIPTS & PAYMENTS

The statement of Other Receipts and Payments during the FY 2006-2007 is presented in Table 19. The other receipts include Nu.21.894 million audit recoveries recovered from various spending agencies by the Royal Audit Authority and transferred to Government Exchequer during the FY 2006-2007.

Table 19: STATEMENT OF OTHER RECEIPTS AND PAYMENTS FOR THE FY 2006-2007			
			(Nu. in millions)
S/No.	PARTICULARS	AMOUNT	REMARKS
A	<u>BUDGET FUND ACCOUNT:</u>		
1	Miscellaneous receipts:		
(i)	WFP Generated Fund	11.674	
(ii)	Prior year expenses	0.129	
(iii)	Prior year advances	2.174	
(iv)	Closing cash balances	41.828	
(v)	Recoupment from Refundable Dep. A/c	220.859	
(vi)	Refundable External Grants	2.130	
(vii)	Others *	45.369	* inclu. Audit recoveries 21.894m
	Total of A:		324.163
B	<u>NON-REVENUE ACCOUNT:</u>		
	Deposits as per BOB	375.671	
	Total of B:		375.671
C	<u>AGENCIES ACCOUNTS</u>		
1	Net of Recoveries & Remittances		(11.501) Schedule on page # 71
	Total Recoveries	627.046	
	Total Remittances	638.547	
2	Net of Revenue Receipts & Remittances:		(0.064) Schedule on page # 73
	Total Receipts	264.890	
	Total Remittances	264.954	
3	Net of Other Receipts & Payments:		(760.637) Schedule on page # 72
	Total Other Receipts	229.140	
	Total Other Payments	989.777	
	TOTAL of C:		(772.202)
D	<u>OTHER ADJUSTMENTS:</u>		
1	Dishonoured Cheques of FY 2006-2007	15.526	Schedule on page # 68
2	Cash Balances	1.694	
	2006-2007 Opening balances	34.711	Schedule on page # 70
	2005-2006 Closing balances	33.017	
	TOTAL of D:		17.220
	TOTAL		(55.148)
Source: DPA and SAs			
Note:	As per the spending agencies monthly accounts the total closing cash balances of June 2006 was Nu. 33.017m. However, the total opening cash balance in July 2006 was reported as Nu. 34.711m. Since we have to carry forward the closing cash balance of June as the opening cash balance in July, we have treated the difference of Nu. 1.694m as "other receipts" which the spending agencies might have mistakenly included in the opening cash balances.		

7. GOVERNMENT DEBT POSITION

The Statement of Outstanding Loans is presented in Table 20. The loan amounts are denoted in the loan agreement currencies to avoid discrepancies due to exchange rate fluctuation. However, for easy reference a separate column for the closing balances in USD is also reflected.

As on July 1, 2006 the internal loan outstanding of the Government was Nu. 1,753 million on account of the Government equity participation in the purchase of new aircraft for Druk Air Corporation at an interest rate of 5.5% per annum payable annually and the principal repayment in 10 equal installments from the following domestic lenders.

(i)	National Pension & Provident Fund (NPPF)	Nu. 1,063.023 million
(ii)	Bhutan Health Trust Fund (BHTF)	Nu. 690.000 million
	Total:	<u>Nu. 1,753.023 million</u>

With the commencement of the first installment of principal loan repayment during the FY, the internal loan outstanding was reduced to Nu.1,577.721 million as on June 30, 2007.

Beside the multilateral financial institutions, external debt consists of Government of India (GoI) Rupee loan of Rs.18,369.925 million for the mega hydropower projects. This is about 60% of the Government's total debt. The amount of outstanding loan to Government of India for each of the major hydropower projects is as detailed below:

(i) Chukha Hydropower Corporation	Rs. 87.550 million
(ii) Kurichhu Hydropower Corporation	Rs. 1,679.999 million
(iii) Tala Hydropower Corporation	<u>Rs. 16,602.376 million</u>
Total:	<u>Rs. 18,369.925 million</u>

Hard currency outstanding debt as on June 30, 2007 stands at USD 290.084 million, which is equivalent to Nu.11,108.752 million. This is about 36% of the total debt and 24% of GDP.

The total outstanding debt of the Government as on June 30, 2007 amounted to Nu. 31,056.399 million, which translates to USD 777.682 million and represents about 66% of GDP. This is an increase by Nu. 598.749 million as compared to that of June 30, 2006.

8. GOVERNMENT EQUITY HOLDINGS

During the FY 2006-2007, the total Government equity holding in various corporations increased from Nu. 16,142.917 million to Nu. 16,405.589 million, despite the divestment of 49% of Government holdings in Kuensel Corporation. The increase in Government equity holdings is on account of capitalization of power infrastructure and additional capital injection for rural electrification in respect of Basochhu Hydro Power Corporation Ltd. (BHPCL) and Bhutan Power Corporation Ltd. (BPCL). The statement of Government equity holdings in various corporations is presented in Table 21.

9. GOVERNMENT GUARANTEES

The total Government Guarantees issued amounted to Nu.2,832.273 million as on June 30, June 2007. The major portion of the Guarantees consists of Druk Air Corporation's Bond issued for the purchase of aircrafts, Credit Expansion loan to Bhutan Development Finance Corporation and for the import of furnace by Bhutan Ferro Alloys Ltd. The details of Government Guarantees as on June 30, 2007 are given in Table 22 on page 24.

Table 20: STATEMENT OF OUTSTANDING DEBT OF THE GOVERNMENT FOR THE PERIOD ENDED JUNE 30, 2007

(Amounts in Agreement Currencies)

AGENCY	Loan Committed		Opening balances as on 01/07/06	WITHDRAWALS			REPAYMENTS DURING THE YEAR			Closing Balances as on 30/06/07	Closing Balances in USD	Debt to GDP Ratio	
				Principal	Interest & Charges accrued during the year		Total Liability incurred during the year	Principal	Interest & S/Charges				Total
	Curr.	Amount			Interest	C'ment fees/S/charges							
A. INTERNAL	Nu.	0.000	1,753.023	0.000	103.126	0.000	103.126	175.302	103.126	278.428	1,577.721	38.566	3%
Ways & Means Accounts (BoB)	Nu.	0.000	-	0.000	6.710	0.000	6.710	0.000	6.710	6.710	0.000	0.000	
Long-term loan for RGoB Equity in Drukair	Nu.	0.000	1,753.023		96.416	0.000	96.416	175.302	96.416	271.718	1,577.721	38.566	
B. EXTERNAL: GOI	Rs.	19,538.64	18,400.238	243.904	209.346	0.000	453.250	274.216	209.346	483.562	18,369.926	449.033	39%
Chukha Hydro Power Corporation	Rs.	98.638	175.100		7.652		7.652	87.550	7.652	95.202	87.550	2.140	
Tala Hydro Power Corporation	Rs.	17,200.00	16,358.472	243.904	0.000		243.904	0.000	0.000	0.000	16,602.376	405.827	
Kurichu Hydro Power Corporation	Rs.	2,240.00	1,866.666		201.694		201.694	186.666	201.694	388.360	1,680.000	41.066	
C. EXTERNAL: OTHER THAN GOI	Nu.		10,304.389	1023.461	130.822		1154.283	219.098	130.822	349.920	11,108.752	290.084	24%
World Bank (IDA)	SDR	71.652	47.102	6.020	0.622	0.000	6.642	0.519	0.622	1.141	52.603	79.412	
Asian Development Bank (ADB)	SDR	121.694	66.993	4.426	0.916	0.000	5.342	1.011	0.916	1.927	70.408	106.291	
Kuwait Fund for Arab Eco.Dev.(KFAED)	KD	8.296	0.311	0.000	0.008	0.000	0.008	0.124	0.008	0.132	0.187	0.647	
International Fund for Agri.Dev.(IFAD)	SDR	27.284	14.393	1.506	0.201	0.000	1.707	0.277	0.201	0.478	15.622	23.584	
Govt of Austria - BHPP	Euro	48.400	47.906	0.490	0.887	0.000	1.377	0.857	0.887	1.744	47.539	63.992	
Govt. of Denmark - Rural Telecom Network	Euro	13.009	7.147	5.507	0.008	0.000	5.515	0.650	0.008	0.658	12.004	16.159	
Grand Total	Nu.		30,457.650	1,267.365	443.294	-	1,710.659	668.616	443.294	1,111.910	31,056.399	777.682	66%

Note: Exchange rates used for conversion: 1SDR = 1.50964 USD; 1KD = 3.461 USD; 1EURO = 1.346099 USD & 1USD = NU. 40.91

Source: Internal - DPA and (ii) External - DADM

Table 21: STATEMENT OF GOVERNMENT EQUITY PORTFOLIO FOR THE YEAR ENDED JUNE 30, 2007												(Nu. in million)	
Sl. No	Corporations	Shareholding as on 01/07/2006				Investment		Divestment		Shareholding as on 30/06/2007			
		No. of shares	Value (Nu)	% Holding	Face value	No. of shares	Amount	No. of share	Amount	No. of shares	Value (Nu)	% Holding	
I	Manufacturing	8,370,769	6,915.220			-	-	245,000	24.500	9,858,187	7,212.460		
1	Army Welfare Project	25,000	25.000	100%	1000					25,000	25.000	100%	
2	Bhutan Agro Industries	290,636	29.064	100%	100					290,636	29.064	100%	
3	Penden Cement Authority	106,742	106.742	47.09%	100					1,067,420	106.742	47%	
4	Bhutan Board Products	678,734	67.873	47.74%	100					678,734	67.873	48%	
5	Bhutan Ferro Alloys	385,946	39.400	25.73%	100					385,946	39.400	26%	
6	Forestry Dev. Corporation	300,000	30.000	100%	100					300,000	30.000	100%	
7	Chukha Hydro Power Corpn.	2,303,556	2,303.556	100%	100					2,303,556	2,303.556	100%	
8	Wood Craft Centre	0	33.430	100%	-					-	33.430	100%	
9	Kuensel Corporation *	50,000	50.000	100%	100			245,000	24.500	255,000	25.500	51%	
10	Basocho Hydro Power Corpn.	937,862	937.862	100%	1000					1,259,602	1,259.602	100%	
11	Kurichu Hydro Power Corpn.	3,292,293	3,292.293	100%	1000					3,292,293	3,292.293	100%	
II	Trading	117,000	25.200			-	-	-	-	117,000	25.200		
1	Food Corporation of Bhutan	15,000	15.000	100%	1000					15,000	15.000	100%	
2	State Trading Corporation	102,000	10.200	51%	100					102,000	10.200	51%	
III	Services	30,398,393	8981.620			-	-	-	-	30,363,825	8,947.052		
1	Bhutan Postal Corporation	235,952	23.595	100%	100					235,952	23.595	100%	
2	Druk Air Corporation	22,252,111	2,225.211	100%	100					22,252,111	2,225.211	100%	
3	Bhutan Telecom Corporation	854,082	854.082	100%	1000					854,082	854.082	100%	
4	Bhutan Power Corporation**	5,747,897	5,747.897	100%	1000					5,713,329	5,713.329	100%	
5	Bhutan Broadcasting Service	1,308,351	130.835	100%	100					1,308,351	130.835	100%	
IV	Financial Institutions	705,764	220.876			-	-	-	-	705,764	220.876		
1	Bhutan National Bank	161,984	16.198	13.61%	100					161,984	16.198	14%	
2	Bank of Bhutan	80,000	80.000	80%	1000					80,000	80.000	80%	
3	Royal Insurance Corporation	376,780	37.678	39.25%	100					376,780	37.678	39%	
4	Bhutan Dev. Finance Corporation	87,000	87.000	87%	1000					87,000	87.000	87%	
	Total	39,591,926	16,142.917			-	-	245,000	24.500	41,044,776	16,405.589		
Note:	Source: Public Enterprise Division, Ministry of Finance												
*	Face value of the share was reduced from Nu.1000 to Nu.100 per share. 49% shares divested in September 2006												
**	The reduction in capital is worked out as follows:												
		Share capital as of 30.06.2006 =									5747.897		
		Add: Additional capital injected by RGoB (Rural Electrification)=									279.434		
		Less: i. Capital transfer to BHPCL (Basochhu substation) =									-312.198		
		ii. Refund to DADM by way of reduction of Equity Capital =									-1.804		
		Share capital as of 30.06.2007 =									5713.329		

Table 22: STATEMENT OF GOVERNMENT GUARANTEES ISSUED AS ON JUNE 30, 2007							
Name of the beneficiary	Issue Date	Issued to	Purpose	Amount guaranteed		Validity	Remark
				Foreign Currency	Nu. in million		
Rural Credit Bond	29/09/1998	BoB	Provision of Rural Credit		50.000	10 years	
Bhutan Ferro Alloys Ltd.	11/12/2004	EKSPORTFINANS, Norway	Import of furnace	NOK 59.500m	424.235	10 years	
Bhutan Dev. Finance Corpn.	27/1/2005	NPPF	Supplement the working capital		80.000	5 years	Fully utilized
Bhutan Dev. Finance Corpn.	22/11/2005	BoB	Credit Expansion		500.000	10 years	300m utilized
Druk Air Corporation	2003-04	Bond subscribers	Druk Air Bond		1,769.038	10 years	
Bhutan Broadcasting Service	31/05/2006	NPPF	Establishment of MSO system		9.000	1 year	
Total					2,832.273		
Source: Public Enterprise Division, Ministry of Finance.							

10. GOVERNMENT CONSOLIDATED ACCOUNT

Reconciliation of Government Consolidated Account for the FY 2006-2007 is presented in Table 23.

Table 23: RECONCILIATION OF GOVERNMENT CONSOLIDATED ACCOUNT FOR THE FINANCIAL YEAR 2006-2007		
		(Nu. in million)
S/NO.	PARTICULARS	AMOUNT
1	Opening Balance as on July 1, 2006	-125.773
2	RECEIPTS DURING THE YEAR	16930.017
	Budget Fund Account (DPA)	6406.856
	Revenue Account (BoB/DRC)	10147.491
	Non Revenue Account (BoB)	375.671
3	LESS: PAYMENTS DURING THE YEAR	16163.143
	Budget Fund Account (DBA)	75.087
	Withdrawals from LC A/c (BoB)	16022.725
	Withdrawals from Revenue A/c (BoB/DRC)	65.331
4	Closing Balance as on 30 June 2007 (DPA)	641.101
5	RECONCILIATION:	
	Closing Balance as on 30 June 2007 (BoB/RMA)	1650.588
	Add: Fund in Transit (Cr.) as on 30.06.2007 - BoB	579.397
	Less: Fund in Transit (Dr.) as on 30.06.2007 - BoB	1728.521
6	Closing Balance as on 30 June 2007 (BoB/RMA)	501.464
7	Add:	282.568
	a) Credits (Deposits) as per DPA but not in BoB	281.502
	b) Debits (Payments) as per BoB but not in DPA	1.066
8	Less:	142.931
	a) Credit as per BoB but not in DPA	142.929
	b) Debits (Payments) as per DPA but not in BoB	0.001
9	Closing Bank Balance as on 30 June 2007 (DPA)	641.101
	<i>Source : DPA,BoB,DRC</i>	

11. GOVERNMENT BUDGET FUND ACCOUNT

Reconciliation of Government Budget Fund Account for FY 2006-2007 is presented below.

Table 24: RECONCILIATION OF GOVT. BUDGET FUND ACCOUNT FOR FY 2006-07			
		(Nu. in million)	
Sl.No.	PARTICULARS	Amount	REMARKS
1	Closing Balance as per Bank Statement as of 30.06.2007	6192.131	
2	Add:	282.568	
	a) Credits as per Cash Book but not in BoB	281.502	Annexure - 1
	b) Debits as per BOB but not in Cash Book	1.066	Annexure - 2
3	Less:	142.930	
	a) Credits as per BoB but not in Cash Book	142.929	Annexure - 3
	b) Debits as per Cash Book but not in BoB	0.001	Annexure - 4
4	Closing Balance as per Cash Book as of 30.06.2007	6331.769	
	<i>Source : DPA and BoB</i>		

11.1. RECONCILIATION DETAILS

Table 24 (a): CREDITS AS PER CASH BOOK BUT NOT IN BOB		Annex. -1
SL.NO.	PARTICULARS	Nu.in million
A	Deposits as per Cash Book but reflected in BoB in 2005-06	
1	Refund of DANIDA unspent fund vide #006 dt. 05/7/06	0.001
2	Refund from MoFA vide #0013 dt. 05/7/06	0.334
3	Refund of UNICEF unspent fund vide # 0014 dt. 05/7/06	0.028
4	GOI fund to JDWNRH vide # 008 dt. 05/7/06	90.411
5	GOI fund to Mongar Refereal Hospital vide #008 dt. 05/7/06	41.427
6	SDC fund to MOLHR vide #009 dt. 05/7/06	2.190
7	Recovery of excess stipend vide 30010 dt. 05/7/06	0.035
8	Refund of advance vide 30011 dt. 05/7/06	0.030
10	Refund of VAT by MoFA vide 30013 dt. 05/7/06	0.273
	Total of A	134.729
B	Deposits of FY 2006-07 credited by BOB in FY 2007-08	
1	Donation from Honorary Secretary for Bhutan Society Trust Fund for patients welfare for Mongar Hospital Vide #10639 dt. 21/06/07	0.040
2	7th Installment re-payment for KHPC vide #10821 dt. 29/6/07	93.333
3	29th Installment repayment for CHPC vide #10822 dt. 29/6/07	43.775
4	Recoupment from Refundable deposit A/c vide # 10708 dt. 26/6/07	0.261
5	Recoupment from Refundable deposit A/c vide # 10709 dt. 26/6/07	0.050
6	Recoupment from Refundable deposit A/c vide # 10710 dt. 26/6/07	0.222
7	Recoupment from Refundable deposit A/c vide # 10711 dt. 26/9/6/07	0.025
8	Recoupment from Refundable deposit A/c vide # 10716 dt. 26/6/07	0.073
9	Recoupment from Refundable deposit A/c vide # 10765 dt. 28/6/07	0.039
10	Recoupment from Refundable deposit A/c vide # 10707 dt. 26/6/07	0.013
11	Recoupment from Refundable deposit A/c vide # 107287 dt.07/6/07	0.049
12	Recoupment from Refundable deposit A/c vide # 107288 dt. 06/6/07	1.639
13	Recoupment from Refundable deposit A/c vide # 10775 dt. 28/6/07	0.833
14	Recoupment from Refundable deposit A/c vide # 10797 dt. 29/6/07	0.692
15	WFP fund for constrn. Of hostel vide 3 10839 dt. 29/6/07	5.258
16	ADB grant to DHR, MoLHR vide RMA # 7768 dt. 09/5/07	0.471
	Total of B	146.774
	Total of A + B	281.502
	<i>Source: DPA and BoB</i>	

Table 24 (b): ANNEXURES 2, 3 AND 4		
A	DEBIT AS PER BOB BUT NOT IN CASHBOOK	Annexure - 2
SL.NO.	PARTICULARS	Nu. in million
1	Refund of 2005-06 vide #7912 dt. 15/03/06	0.372
2	Debit as per BoB but not in CB	0.461
3	Debit as per BoB but not in CB	0.230
4	Bank charges for transfer of funds to donor	0.002
	Total of C	1.066
B	CREDITS AS PER BOB BUT NOT IN THE CASHBOOK	Annexure - 3
SL.NO.	PARTICULARS	Nu. in million
	Deposits of FY 2005-06 credited by BOB in FY 2006-07	
1	Japanese support to MoIC, US\$ 84,307. Ref. No. 8665 dated 3/5/2006	3.869
2	UNESCO fund to MoE, US\$ 7,000. Ref. No. 8799 dated 10/5/2006	0.324
3	Re-payment of GoI Loan by CHPC, Ref. No. 9960 dated 29/6/2006	43.775
4	Re-payment of GoI Loan by KHPC, Ref. No. 9967 dated 29/6/2006	93.333
5	Double credit by Bank which has already been credited in 2005-06	1.628
	Total of A	142.929
C	DEBITS AS PER CASH BOOK BUT NOT IN BOB	Annexure - 4
	PARTICULARS	Nu. in million
1	Difference due to Ex. rate fluctuation	0.001
2	Bank charges for transfer of fund vide Branch Code No.02	0.001
	Total of B	0.002
	<i>Source: DPA and BoB</i>	

12. REFUNDABLE DEPOSIT, REVOLVING AND TRUST FUND ACCOUNTS

As required by FRR-2001, a summary of Refundable Deposit, Revolving and Trust Fund Accounts and consolidated statement of current accounts has been included for the first time as presented below:

Table 25: SUMMARY OF REFUNDABLE DEPOSIT, REVOLVING AND TRUST FUND ACCOUNTS			
Sl.No.	Account Name	Amount	Remarks
1	Refundable Deposit A/c	Nu. 263.358	Balance as of end-June, 2007
2	Consolidated Current A/c	Nu. 458.112	Bal. as of end-June 07-details on pg 75.
3	BHTF	USD 21.720	Balance as of end-June, 2007
4	BT FEC	USD 32.664	Balance as of end-Dec, 2006
5	CTF	Nu. 39.882	Balance as of end-Dec, 2006
	<i>Source: BoB and Agencies</i>		

Schedule 1: SCHEDULE OF GRANTS RECEIVED DURING THE FY 2006-2007						
DONOR	SPENDING AGENCY/ PROGRAM	FI CODE	PROJECT NAME	IN-CASH	IN-KIND	TOTAL
ABS	MINISTRY OF EDUCATION	1667	Erecting of a Community School at Pangtoka	-0.508		-0.508
ABS Total				-0.508	0.000	-0.508
ADB	MINISTRY OF FINANCE	1820	Strengthening the Debt Management Capacity of the DADM	0.258		0.258
	MINISTRY OF LABOUR AND HUMAN RESOURCES	2118	Assistance for the Rural Skills Development Project	0.471		0.471
	MINISTRY OF TRADE AND INDUSTRY	2145	Capacity Building for the Bhutan Power Corporation	1.309		1.309
	MINISTRY OF WORKS AND HUMAN SETTLEMENT	2062	(JFPR) for Improving Well Being of Road Workers	2.198		2.198
	NATIONAL STATISTICAL BUREAU	1683	Strengthening & Collect. of Pursing Power Parity Data	0.278		0.278
		1898	Strengthening the National Statistical System Phase 2	1.078		1.078
ADB Total				5.592	0.000	5.592
ADHOC	DZONGKHAG ADMINISTRATION, LHUENTSE	1650	Adhoc Assistance for Individual Donors			
	MINISTRY OF EDUCATION	1650	Adhoc Assistance for Individual Donors	0.176		0.176
	MINISTRY OF FINANCE	1650	Adhoc Assistance for Individual Donors	0.531		0.531
		1650	Adhoc Assistance for Individual Donors	0.444		0.444
	MINISTRY OF HEALTH	1650	Adhoc Assistance for Individual Donors	1.308		1.308
		1650	Adhoc Assistance for Individual Donors	0.040		0.040
	MINISTRY OF TRADE AND INDUSTRY	1650	Adhoc Assistance for Individual Donors	0.866		0.866
	NATIONAL ENVIRONMENT COMMISSION	1650	Adhoc Assistance for Individual Donors	1.072		1.072
	ROYAL UNIVERSITY OF BHUTAN	1650	Adhoc Assistance for Individual Donors	0.275		0.275
		1650	Adhoc Assistance for Individual Donors	0.307		0.307
ADHOC Total				5.019	0.000	5.019
ASBA	MINISTRY OF HOME AND CULTURAL AFFAIRS	1863	Contribution to Buddhist Community	0.931		0.931
ASBA Total				0.931	0.000	0.931
AUSTAID	ROYAL INSTITUTE OF MANAGEMENT	2105	S/thening Institutional Capacity of RIM Phase II	6.658		6.658
AUSTAID Total				6.658	0.000	6.658
AUSTRIAN	DZONGKHAG ADMINISTRATION, TRONGSA	1924	Renovation of Trongsa Taa Dzong	5.238		5.238
		1924	Renovation of Trongsa Taa Dzong	23.504		23.504
	MINISTRY OF AGRICULTURE	1142	Conifer Research & Training Co-operation	0.635		0.635
		2099	Procurement of Land Terrearncing Excaretor MOA	9.177		9.177
	MINISTRY OF TRADE AND INDUSTRY	1718	Rural Electrification Ph. III	2.256		2.256
		1835	Feasibility Study & Prep. of Project Document for 150 MW Dagachhu Project (CDM)	2.622		2.622
		2060	TA for Finalization of Detailed Design/Tender Document HTMTI	3.783		3.783
		2084	Rural Electrification V	11.022		11.022
		2100	Implementation of Tourism Master Plan	7.744		7.744
AUSTRIAN Total				65.982	0.000	65.982
AUSTRLIA	MINISTRY OF AGRICULTURE	1182	Survey of Fruit Flies in Bhutan	0.133		0.133
	MINISTRY OF TRADE AND INDUSTRY	1697	Tourism Development Bhutan 2003-2005	-0.178		-0.178
AUSTRLIA Total				-0.044	0.000	-0.044
BT FEC	MINISTRY OF AGRICULTURE	1859	Strengthening Forest Fire Management	1.310		1.310
		1993	Ugyen Wangchuk Institute of Environmental & Forestry Studies	4.086		4.086
	NATIONAL ENVIRONMENT COMMISSION	2126	National Environment Commission Secretariat	0.348		0.348

Schedule 1: SCHEDULE OF GRANTS RECEIVED DURING THE FY 2006-2007						
DONOR	SPENDING AGENCY/ PROGRAM	FI CODE	PROJECT NAME	IN-CASH	IN-KIND	TOTAL
BT FEC Total				5.744	0.000	5.744
CANADA	MINISTRY OF EDUCATION	1988	Improvement of Education Facilities in Trongsa	0.195		0.195
		1989	Improving Resource of Facilitate the Quality of Education in Lhuntse	0.195		0.195
		1990	Procurements of Green Boards to the Schools in Tsirang	0.135		0.135
	ROYAL UNIVERSITY OF BHUTAN	1487	Estb.of Standards for HS Eng.,Sc.& Maths Pro.	0.252		0.252
CANADA Total				0.777	0.000	0.777
CTF	MINISTRY OF AGRICULTURE	2004	RNR Research Centre, Bajo, Wangdur	0.691		0.691
		2101	Companion Modeling for Resilient Water Management	0.488		0.488
CTF Total				1.179	0.000	1.179
DANIDA	JUDICIARY	1818	Institutional Strengthening of Samtse Court	0.588		0.588
		1949	Strengthening of District Court in S/jongkhar & G/phu	6.916		6.916
		2089	Institutional Strengthening of Mongar District Court & Access to Justice	3.956		3.956
	MINISTRY OF AGRICULTURE	1089	Environment Sector Programme Support	-1.978		-1.978
		1785	Environment & Urban Sector Programme Support (MoA)	9.000		9.000
		1986	Inst. Strengthening of Ugyen Wangchuck Inst. of Env. & Forestry Studies	2.510		2.510
	MINISTRY OF EDUCATION	1708	Education Sector Programme Support	6.261		6.261
		1708	Education Sector Programme Support	38.503		38.503
		1909	Education Sector Programme Support (Comp 1-Budgetary Support)	132.228		132.228
	MINISTRY OF FINANCE	1591	Good Governance - Support to DRC	3.800		3.800
		1876	Capacity Strengthening of DADM	4.313		4.313
		1948	Capacity Development in Public Financial Management	6.272		6.272
		1984	Detailed Engineering Study on Toorsa River Flood Mitigation & Reclamation	2.000		2.000
		1985	Upgrading of Bhutan Agro Industries Limited	14.530		14.530
		2044	EUSPS (PCU)	0.231		0.231
		2049	Capacity Development & Financial Decentralization at Local Levels	12.629		12.629
	MINISTRY OF HEALTH	1271	Rural Water Supply and Sanitation	8.727		8.727
		1585	HSPS III-Budgetary Support	46.773		46.773
		1586	HSPS III Component II - Support to Capacity Bldg. in Mngt. & Monitoring	15.440		15.440
		1656	Spillover HSPS II Construction	-0.744		-0.744
	MINISTRY OF HOME AND CULTURAL AFFAIRS	1270	Strengthening of National Library of Bhutan	-0.508		-0.508
		1311	Strnthg. of Royal Academy of Performing Arts	-2.759		-2.759
	MINISTRY OF TRADE AND INDUSTRY	1089	Environment Sector Programme Support	-0.780		-0.780
		1786	Environment & Urban Sector Programme Support (MTI)	6.153		6.153
	MINISTRY OF WORKS AND HUMAN SETTLEMENT	1787	Environment & Urban Sector Programme Support (MoWHS)	3.873		3.873

Schedule 1: SCHEDULE OF GRANTS RECEIVED DURING THE FY 2006-2007						
DONOR	SPENDING AGENCY/ PROGRAM	FI CODE	PROJECT NAME	IN-CASH	IN-KIND	TOTAL
		1788	Environment & Urban Sector Programme Support (Dzongkhag Towns)	52.013		52.013
		1984	Detailed Engineering Study on Toorsa River Flood Mitigation & Reclamation	8.573		8.573
		1984	Detailed Engineering Study on Toorsa River Flood Mitigation & Reclamation	5.378		5.378
	NATIONAL ASSEMBLY OF BHUTAN	1930	Strengthening of NA and it's Secretariat	18.488		18.488
	NATIONAL ENVIRONMENT COMMISSION	1089	Environment Sector Programme Support	-0.001		-0.001
		1784	Environment & Urban Sector Programme Support (NEC)	3.000		3.000
	OFFICE OF LEGAL AFFAIRS	1589	Good Governance - Support to Legal Affairs	2.854		2.854
	OFFICE OF THE ANTI-CORRUPTION COMMISSION	2070	Institutional Development of the Anti-Corruptio Commission	4.996		4.996
	OFFICE OF THE ELECTION COMMISSION	2116	Support to Election Commission	21.774		21.774
	ROYAL CIVIL SERVICE COMMISSION	1587	Good Governance - Support to RCSC	4.904		4.904
	ROYAL INSTITUTE OF MANAGEMENT	1588	Good Governance - Support to RIM	5.723		5.723
	ROYAL UNIVERSITY OF BHUTAN	1987	Establishment of Wide Area Network for Royal University of Bhutan	9.042		9.042
DANIDA Total				454.677	0.000	454.677
E8	MINISTRY OF TRADE AND INDUSTRY	1952	CDM Project	0.313		0.313
E8 Total				0.313	0.000	0.313
EEC	MINISTRY OF AGRICULTURE	1122	Wang Watershed Management Project	0.428		0.428
		1122	Wang Watershed Management Project	38.167		38.167
		1574	Medicine Plants Project Phase II	28.665		28.665
	NATIONAL ENVIRONMENT COMMISSION	1926	Bio-Assessment of Rivers in the Hindu Kush Himalayan Region	2.342		2.342
EEC Total				69.601	0.000	69.601
EURCO	MINISTRY OF AGRICULTURE	1981	Support to Livestock Sector in Bhutan	-5.032		-5.032
	ROYAL UNIVERSITY OF BHUTAN	2119	Brahmatwinn Project	2.705		2.705
EURCO Total				-2.327	0.000	-2.327
FAO	MINISTRY OF AGRICULTURE	1554	Virtual Extension Research Communication Network	0.528		0.528
		1554	Virtual Extension Research Communication Network	3.556		3.556
		1554	Virtual Extension Research Communication Network	0.095		0.095
		2039	Baseline Survey in Eastern Bhutan with AMEPP Project	0.258		0.258
		2040	Commodity Supply Chian Analysis	1.338		1.338
		2085	Integrated Water Resource Management Project (IWRM)	0.500		0.500
		2102	Capacity Building for Decentralized Planning	0.220		0.220
		2132	FNPP - Strengthening Seed Sector Program for Food & Security & Poverty Alleviation	1.592		1.592
		2133	FNPP - Yak Chain Analysis to Develop Dairy Sector Master Plan	0.266		0.266
		2134	FNPP- Development of Non-wood forest Products	0.198		0.198
		2135	FNPP- Commodity Chain Analysis of Crops for Food Security and poverty Alleviation	0.143		0.143
		2136	Agro Biodiversity for Food Security and Poverty Reduction	0.297		0.297

Schedule 1: SCHEDULE OF GRANTS RECEIVED DURING THE FY 2006-2007						
DONOR	SPENDING AGENCY/ PROGRAM	FI CODE	PROJECT NAME	IN-CASH	IN-KIND	TOTAL
		2137	Mgt. Planning for a Major River Basin: Way Forward for Sustained Multiple Benefits.	0.551		0.551
	MINISTRY OF TRADE AND INDUSTRY	2085	Integrated Water Resource Management Project (IWRM)	0.423		0.423
	NATIONAL ENVIRONMENT COMMISSION	2085	Integrated Water Resource Management Project (IWRM)	0.500		0.500
FAO Total				10.465	0.000	10.465
GEF	MINISTRY OF AGRICULTURE	2013	Sustainable Land Management Project	10.423		10.423
		2013	Sustainable Land Management Project	3.509		3.509
		2013	Sustainable Land Management Project	14.991		14.991
		2096	Sustainable Land Management	1.613		1.613
	MINISTRY OF HEALTH	2079	Piloting Climate Change Adaptation to protect Human Health	0.506		0.506
	MINISTRY OF TRADE AND INDUSTRY	2082	GLOF Iin the Punakha-Wangdi & Chamkhar Valleys	1.589		1.589
		2082	GLOF Iin the Punakha-Wangdi & Chamkhar Valleys	5.422		5.422
GEF Total				38.052	0.000	38.052
GOC	DZONGKHAG ADMINISTRATION, TRASHIGANG	2123	Governance Under Decentralization Process	0.570		0.570
	MINISTRY OF HOME AND CULTURAL AFFAIRS	2055	Immigration Department Capacity Building for Bhutan (MoHCA)	1.000		1.000
	ROYAL UNIVERSITY OF BHUTAN	2054	Revision of Civics Curriculum for Bhutan (CAPSD)	1.104		1.104
GOC Total				2.674	0.000	2.674
GOI	COLLEGE SERVICES	1602	Expansion of Sherubtse College	13.070		13.070
	JUDICIARY	1626	Infrastructure Development	23.050		23.050
	MINISTRY OF AGRICULTURE	1629	Geophysical Survey and Technology Transfer		7.195	7.195
		1893	Development of Agriculture Marketing System	19.536		19.536
		2033	RENEW Centre	27.851		27.851
		2109	Construction of Farm Roads	69.000		69.000
	MINISTRY OF EDUCATION	1601	Construction of 10 new schools at new sites	311.900		311.900
		1604	Construction of Youth Centre	21.064		21.064
		1778	Scholarships (8th Plan Spillover)	29.545		29.545
	MINISTRY OF FINANCE	1627	Construction of TV Centre	27.720		27.720
		1635	Telecom Cellular Phone Project		21.456	21.456
		1885	Equipment for BBS TV Centre	72.256		72.256
		1886	Hiring of INSAT 3 Years	6.000		6.000
		1887	Purchase of SW Transmitter for BBS	56.826		56.826
		1895	Establishment of Youth Development Centre, Thimphu	20.000		20.000
	MINISTRY OF HEALTH	1773	Mongar Hospital (8th Plan Spillover)	162.196		162.196
		1773	Mongar Hospital (8th Plan Spillover)	62.030		62.030
		1774	Expansion of JDWNM Hospital (8th Plan Spillover)	248.834		248.834
		1774	Expansion of JDWNM Hospital (8th Plan Spillover)	83.020		83.020
		2033	RENEW Centre	1.850		1.850
	MINISTRY OF HOME AND CULTURAL AFFAIRS	1621	Construction of Adm. Building for National Library	11.000		11.000
		1622	Construction of Adm. Building for RAPA	3.000		3.000
		1623	Construction of Office & Exhibition Hall	9.000		9.000
		1877	Renovation of Simtokha Dzong	5.500		5.500

Schedule 1: SCHEDULE OF GRANTS RECEIVED DURING THE FY 2006-2007						
DONOR	SPENDING AGENCY/ PROGRAM	FI CODE	PROJECT NAME	IN-CASH	IN-KIND	TOTAL
		1877	Renovation of Simtokha Dzong	15.103		15.103
	MINISTRY OF INFORMATION AND COMMUNICATIONS	1615	Preparation of Transport Master Plan	2.000		2.000
		1618	River Protection Works	4.210		4.210
		1634	Government Intranet	16.013		16.013
		1889	East-West Fibre Optic Broadband	-3.000		-3.000
	MINISTRY OF LABOUR AND HUMAN RESOURCES	1599	Programme Grant (9th Plan)	1100.000		1100.000
		1779	Sherubtse College Lectures - Colombo Plan (8th Plan Spillover)	8.634		8.634
		2028	HRD for Private Sector	15.495		15.495
		2028	HRD for Private Sector	6.950		6.950
		2143	Training of Royal Bhutan Police Officers in India	1.623		1.623
	MINISTRY OF TRADE AND INDUSTRY	0212	Hydrometeorological Services for GOI	9.500		9.500
		1607	Deothang - Rangja Transmission Line	133.000		133.000
		1608	Tintibi - Trongsa - Bumthang Transmission Line	207.000		207.000
		1609	Feasibility Study of 2000MW HPP (Lower Punatsangchhu)	54.556		54.556
		1610	Integrated Energy Management Master Plan	34.729		34.729
	MINISTRY OF WORKS AND HUMAN SETTLEMENT	1606	Babesa - P/ling Highway (Double Lane)		200.000	200.000
		1624	Low Income Housing	83.600		83.600
		1625	R & D on Construction Technology	0.700		0.700
		1777	Pasakha-Manitar Road (8th Plan Spillover)		559.300	559.300
		1881	Chuzom-Paro Double Laning	50.000	150.000	200.000
		1882	Semtokhachhu Bridge		5.160	5.160
	OFFICE OF THE ELECTION COMMISSION	2129	Election Commission for Procurement of Voting Machines	47.506		47.506
	ROYAL CIVIL SERVICE COMMISSION	1778	Scholarships (8th Plan Spillover)	6.319		6.319
		1996	Post Graduate Scholarship	2.991		2.991
GOI Total				3081.176	943.111	4024.287
GTZ	LINGBUKHA GEWOG, PUNAKHA	1482	BGSRDP Third Phase	-0.142		-0.142
	MINISTRY OF AGRICULTURE	1482	BGSRDP Third Phase	-0.058		-0.058
GTZ Total				-0.201	0.000	-0.201
HAA-USA	MINISTRY OF HOME AND CULTURAL AFFAIRS	1961	Bhutan Exhibition (Honolulu Academy of Arts)	0.608		0.608
HAA-USA Total				0.608	0.000	0.608
HCP	MINISTRY OF HEALTH	1934	Primary Eye Care II	1.158		1.158
		1934	Primary Eye Care II	2.233		2.233
		1934	Primary Eye Care II	1.040		1.040
HCP Total				4.432	0.000	4.432
HELVETAS	DZONGKHAG ADMINISTRATION, SARPANG	1551	East Central Region Agriculture Development Project Phase I		0.001	0.001
	MINISTRY OF AGRICULTURE	1507	The Participatory Forest Management Project P-I	7.039		7.039
		1551	East Central Region Agriculture Development Project Phase I		2.464	2.464
		1551	East Central Region Agriculture Development Project Phase I	11.960		11.960
		2103	RNR Research System Phase IV	4.000		4.000
		2103	RNR Research System Phase IV	5.982		5.982
	MINISTRY OF FINANCE	1940	Assistance to Tarayana Foundation	3.700		3.700

Schedule 1: SCHEDULE OF GRANTS RECEIVED DURING THE FY 2006-2007						
DONOR	SPENDING AGENCY/ PROGRAM	FI CODE	PROJECT NAME	IN-CASH	IN-KIND	TOTAL
HELVETAS Total				32.681	2.464	35.145
ICIMD	MINISTRY OF AGRICULTURE	2075	RNR Research of Bhutan (Bee Keeping)	0.092		0.092
		2091	Preparation of strategic document & local capacity bldg. for the biological corridor (Toorsa)	0.110		0.110
		2091	Preparation of strategic document & local capacity bldg. for the biological corridor (Toorsa)	0.220		0.220
ICIMD Total				0.421	0.000	0.421
ICIMOD	MINISTRY OF AGRICULTURE	2069	National Biodiversity Center	0.320		0.320
ICIMOD Total				0.320	0.000	0.320
IDA	AGRICULTURE SERVICES	1765	Preparation for Multi-Sectoral Mechanism & Incentives for Land Mngt. Project	0.229		0.229
	MINISTRY OF FINANCE	2144	Second Development Policy Grant	494.704		494.704
	MINISTRY OF WORKS AND HUMAN SETTLEMENT	2027	Bhutan Second Urban Development Project	8.636	9.504	18.140
		2027	Bhutan Second Urban Development Project	0.035		0.035
IDA Total				503.603	9.504	513.107
IDF	MINISTRY OF FINANCE	1578	Institutional Development & Capacity Building for FM of RGoB	2.018		2.018
IDF Total				2.018	0.000	2.018
IDRC	MINISTRY OF INFORMATION AND COMMUNICATIONS	2138	Localization of Dzongkha on an Open Source Platform Phase II	2.376		2.376
IDRC Total				2.376	0.000	2.376
IDRC-CA	MINISTRY OF AGRICULTURE	1902	CBNRM National Framework	6.654		6.654
	MINISTRY OF INFORMATION AND COMMUNICATIONS	1803	Localization of Dzongkha On An Open Source Platform	0.624		0.624
IDRC-CA Total				7.277	0.000	7.277
IFAD	MINISTRY OF AGRICULTURE	2038	Agriculture Marketing Enterprise Promotion Programme	3.120		3.120
IFAD Total				3.120	0.000	3.120
JAPAN	CENTRE FOR BHUTAN STUDIES	2030	GNH & subjective Well Being in Bhutan	1.662		1.662
	MINISTRY OF AGRICULTURE	1908	Increase of Food Production (KR II 2004)	20.993		20.993
JAPAN Total				22.655	0.000	22.655
JICA	DZONGKHAG ADMINISTRATION, BUMTHANG	1868	Decentralization Pilot Project (Bumthang)	1.279		1.279
	DZONGKHAG ADMINISTRATION, HAA	1866	Decentralization Pilot Project (Haa)	1.533		1.533
	DZONGKHAG ADMINISTRATION, TRASHIGANG	1897	Decentralization Pilot Project (T/gang)	5.117		5.117
	MINISTRY OF EDUCATION	2080	AGON-SHU as Constitution	0.908		0.908
	MINISTRY OF HOME AND CULTURAL AFFAIRS	2076	Donation from Juridical Foundation International Unity	0.375		0.375
JICA Total				9.212	0.000	9.212
MacA-USA	MINISTRY OF AGRICULTURE	1841	Ugyen Wangchuck Institute of Environment & Forestry Studies	16.725		16.725
MacA-USA Total				16.725	0.000	16.725
NET O	MINISTRY OF AGRICULTURE	1715	Peri Urban Dairy Farming Project	2.539		2.539
		1911	Collaboration between the NBC, Bhutan & the CGN, the Netherlands	1.380		1.380
		1925	Environment Education in Nature & Agro Bio-Diversity (ABC) and Use	0.305		0.305
		2113	Agro Biodiversity Conservation (ABC) II	3.700		3.700

Schedule 1: SCHEDULE OF GRANTS RECEIVED DURING THE FY 2006-2007						
DONOR	SPENDING AGENCY/ PROGRAM	FI CODE	PROJECT NAME	IN-CASH	IN-KIND	TOTAL
	MINISTRY OF FINANCE	2115	Institutional Capacity Building of BCCI	0.600		0.600
	MINISTRY OF TRADE AND INDUSTRY	2072	Hazard Zonation Mapping for Glacial Lake Outburst Flood (GLOF)	7.389		7.389
	ROYAL AUDIT AUTHORITY	2114	Institutional Strengthening of RAA	1.200		1.200
NET O Total				17.113	0.000	17.113
NET PSF	MINISTRY OF FINANCE	1176	Type Three Projects	0.018		0.018
NET PSF Total				0.018	0.000	0.018
NET SDA	MINISTRY OF AGRICULTURE	1728	Bio-Diversity Conservation Phase II	13.300		13.300
	MINISTRY OF EDUCATION	1219	Dzongkha Development Project	-0.796		-0.796
	MINISTRY OF FINANCE	1305	Operational Budget (AKV) of SDS	2.000		2.000
		1652	Sustainable Development Fund Phase II	5.165		5.165
	MINISTRY OF TRADE AND INDUSTRY	1671	Sustainable Rural Electrification - II	22.000		22.000
	PLANNING COMMISSION SECRETARIAT	1670	National M & Evaluation System	-0.117		-0.117
	ROYAL CIVIL SERVICE COMMISSION	1243	HRD-General Support Services	-2.429		-2.429
		1648	Sustainable Human Resource Development	76.540		76.540
NET SDA Total				115.663	0.000	115.663
NETHERLN	MINISTRY OF AGRICULTURE	0681	Black Mountain Biodiversity Conservation	-0.256		-0.256
NETHERLN Total				-0.256	0.000	-0.256
NORAD	MINISTRY OF TRADE AND INDUSTRY	1696	Inst.Strg. of Energy Sector Phase -II	8.024		8.024
NORAD Total				8.024	0.000	8.024
NORWAY	MINISTRY OF AGRICULTURE	1337	On farm PGR conservation in Bhutan (BUCAP)	1.088		1.088
		1337	On farm PGR conservation in Bhutan (BUCAP)	2.293		2.293
NORWAY Total				3.380	0.000	3.380
SCF/USA	DZONGKHAG ADMINISTRATION, ZHEMGANG	2068	Const. of Hostel cum Latrines for the Traditional Community Sch. in Phumethang	1.000		1.000
		2090	Support to Pry Edu., Adolescent Dev. & Health Programs in Zhemgang D/khag (2007)	3.170		3.170
	MINISTRY OF EDUCATION	2009	Enhance Multigrade Teaching Abilities of Teachers in Remote Schools	0.854		0.854
		2010	School-Based Edu. & Awareness Prog. for Parents on Adolescent & Youth Issues (SPEA)	0.150		0.150
		2050	Capacity Building of Education Staff (Accounts Personnel)	0.551		0.551
		2057	Enhance Multigrade Teaching Abilities of Teachers in Remote Schools 2006	2.400		2.400
		2087	Support to Primary Education & Adolescent Dev. Programs in Bhutan	10.676		10.676
		2087	Support to Primary Education & Adolescent Dev. Programs in Bhutan	1.090		1.090
	MINISTRY OF FINANCE	2086	Strengthening the Capacity & Services of the Youth Dev. & Rehab. Center (YDRC)	1.190		1.190
		2127	Staff Training of DADM	0.229		0.229

Schedule 1: SCHEDULE OF GRANTS RECEIVED DURING THE FY 2006-2007						
DONOR	SPENDING AGENCY/ PROGRAM	FI CODE	PROJECT NAME	IN-CASH	IN-KIND	TOTAL
SCF/USA Total				21.310	0.000	21.310
SDC	MINISTRY OF AGRICULTURE	1731	RNR-Research Systems - Phase III	2.054		2.054
	MINISTRY OF EDUCATION	1761	Support to Teacher Education Programme	30.184		30.184
		2067	ICT Aided Child Friendly Schools	0.875		0.875
	MINISTRY OF FINANCE	1380	HRD Support to National Finance Service, MoF	8.606		8.606
	MINISTRY OF LABOUR AND HUMAN RESOURCES	2045	Vocational Education & Training System Development	3.115		3.115
	MINISTRY OF WORKS AND HUMAN SETTLEMENT	1562	Suspension Bridge Programme Phave V	9.500		9.500
	OFFICE OF THE ANTI-CORRUPTION COMMISSION	2107	Institutional Development of the Anti-Corruption Commission	3.266		3.266
	ROYAL UNIVERSITY OF BHUTAN	1942	Education through Sports	0.209		0.209
		2066	Natural Resources Training Institute Ph. V	3.185		3.185
SDC Total				60.995	0.000	60.995
SFB-Austria	MINISTRY OF HOME AND CULTURAL AFFAIRS	2077	Support to Pangrizampa Astrology School	4.570		4.570
SFB-Austria Total				4.570	0.000	4.570
SNV	MINISTRY OF HOME AND CULTURAL AFFAIRS	1686	Decentralization Support Program, MoHA	1.716		1.716
	OFFICE OF THE ANTI-CORRUPTION COMMISSION	2140	Measuring & Reducing Administrative & Financial Burden (Prevention of Corruption)	2.080		2.080
SNV Total				3.795	0.000	3.795
UAF	MINISTRY OF TRADE AND INDUSTRY	1646	Rural Electrification for Monks, Phajoding	-1.356		-1.356
UAF Total				-1.356	0.000	-1.356
UK-DARWI	MINISTRY OF AGRICULTURE	1953	Going for Gold-Cordyceps Conservation in Bhutan	0.667		0.667
		1953	Going for Gold-Cordyceps Conservation in Bhutan	0.618		0.618
UK-DARWI Total				1.285	0.000	1.285
UNCTAD	MINISTRY OF TRADE AND INDUSTRY	1950	Sengor Community Micro Hydro for Sustainable Livelihood	18.280		18.280
UNCTAD Total				18.280	0.000	18.280
UNDP	DZONGKHAG ADMINISTRATION, LHUENTSE	1007	Small Grants Programme	0.169		0.169
	DZONGKHAG ADMINISTRATION, CHHUKHA	1007	Small Grants Programme	0.191		0.191
	DZONGKHAG ADMINISTRATION, BUMTHANG	1007	Small Grants Programme	0.247		0.247
	DZONGKHAG ADMINISTRATION, MONGAR	1007	Small Grants Programme	0.233		0.233
	DZONGKHAG ADMINISTRATION, SARPANG	1007	Small Grants Programme	0.155		0.155
	DZONGKHAG ADMINISTRATION, TRASHIGANG	1007	Small Grants Programme	0.385		0.385
	DZONGKHAG ADMINISTRATION, TRONGSA	1007	Small Grants Programme	0.188		0.188
	MINISTRY OF AGRICULTURE	1007	Small Grants Programme	0.644		0.644
		2016	Promoting Ecotourism and Nature Education in the Royal Botanical Park	2.470		2.470
	MINISTRY OF FINANCE	1007	Small Grants Programme	1.383		1.383
		2083	Integrated Community Development for Poverty Reduction	1.798		1.798
	MINISTRY OF FOREIGN AFFAIRS	1938	Institutional Support and Capacity Building in Ministry of Foreign Affairs	0.259		0.259
	MINISTRY OF TRADE AND INDUSTRY	2014	National Renewable Energy Policy & Programme for Sustainable Development	2.826		2.826

Schedule 1: SCHEDULE OF GRANTS RECEIVED DURING THE FY 2006-2007						
DONOR	SPENDING AGENCY/ PROGRAM	FI CODE	PROJECT NAME	IN-CASH	IN-KIND	TOTAL
	NATIONAL STATISTICAL BUREAU	2117	UN Support to Poverty Analysis in Bhutan (Bhutan Living Standard Survey 2007)	8.210		8.210
	PLANNING COMMISSION SECRETARIAT	1304	Pilot Pjt. 4 Strmtg. of Decnt. Govt. Inf/Work	-0.008		-0.008
UNDP Total				19.150	0.000	19.150
UNDP IPF	MINISTRY OF AGRICULTURE	1503	Rural Enterprise Development (RED), MoA	21.364		21.364
		2097	Biodiversity Action Plan III	0.100		0.100
	MINISTRY OF FINANCE	2139	Bldg. Civil Society Support for Biodiversity Conserntn. through Environnt. Resource Networking	0.797		0.797
	MINISTRY OF HOME AND CULTURAL AFFAIRS	1504	Rural Enterprise Development(RED), MTI	1.163		1.163
		1639	Decentralisation Support Program	4.581		4.581
		1682	Decentralization Support Program under Geogs	24.008		24.008
	MINISTRY OF LABOUR AND HUMAN RESOURCES	2002	Support to Strengthening Human Resource Base in Bhutan	0.555		0.555
		2002	Support to Strengthening Human Resource Base in Bhutan	0.404		0.404
	MINISTRY OF TRADE AND INDUSTRY	1504	Rural Enterprise Development(RED), MTI	5.976		5.976
	OFFICE OF LEGAL AFFAIRS	1865	National Development Policy Support	1.827		1.827
	OFFICE OF THE ELECTION COMMISSION	2106	Institutional & Human Capacity Building of the Election Commission	4.268		4.268
UNDP IPF Total				65.044	0.000	65.044
UNDP O	CENTRE FOR BHUTAN STUDIES	1973	Operationalisation of Gross National Happiness (GNH)	4.073		4.073
	MINISTRY OF FINANCE	1819	Legal Framework for National Pension & Provident Fund	-0.187		-0.187
	MINISTRY OF HEALTH	1979	Moving Forward in Gender	5.558		5.558
		2093	Programme Acceleration Fund Project	0.990		0.990
	MINISTRY OF HOME AND CULTURAL AFFAIRS	2092	I/grated Packages of Services to Support MDG-Based NDS for Bhutan:Local Level initiatives	1.870		1.870
	MINISTRY OF INFORMATION AND COMMUNICATIONS	1962	ICT for Good Governance	2.041		2.041
		1962	ICT for Good Governance	2.206		2.206
	MINISTRY OF TRADE AND INDUSTRY	1669	E-Business for Rural Women	0.300		0.300
	MINISTRY OF WORKS AND HUMAN SETTLEMENT	1872	Preparatory Asst. for Thimphu Valley Earthquake Risk Mngt. Proj.	2.545		2.545
	OFFICE OF THE ANTI-CORRUPTION COMMISSION	2026	Institutional and Human Capacity Building of the Anti-Corruption Commission	1.384		1.384
	PLANNING COMMISSION SECRETARIAT	1980	Support to Preparation of Tenth Plan	4.927		4.927
UNDP O Total				25.706	0.000	25.706
UNEP	NATIONAL ENVIRONMENT COMMISSION	1831	National Biosafety Framework Project	0.413		0.413
		1966	Institutional Strengthening (IS)	0.046		0.046
		1967	Awareness Refrigeration Customs Training	1.163		1.163
		2074	Male Declaration Phase III	0.441		0.441
UNEP Total				2.063	0.000	2.063
UNESCAP	MINISTRY OF WORKS AND HUMAN SETTLEMENT	2056	Poverty Reduction through rural urban linkages of secondary towns in LDCs	0.558		0.558
UNESCAP Total				0.558	0.000	0.558

Schedule 1: SCHEDULE OF GRANTS RECEIVED DURING THE FY 2006-2007						
DONOR	SPENDING AGENCY/ PROGRAM	FI CODE	PROJECT NAME	IN-CASH	IN-KIND	TOTAL
UNESCO	COUNCIL FOR RELIGIOUS AFFAIRS	1326	Renovation of Dechenphodrang Monastery	0.226		0.226
	DZONGKHAG ADMINISTRATION, PARO	1871	Participation Programme 2004-2005	0.874		0.874
	MINISTRY OF EDUCATION	1662	Improving Management & Leadership Skills	1.337		1.337
		1810	Promoting Systematic Resource Dev. & Capacity Building in NFE	0.228		0.228
		1810	Promoting Systematic Resource Dev. & Capacity Building in NFE			
		1871	Participation Programme 2004-2005	3.830		3.830
		2058	Regional UNESCO programme for Inclusive Education for South- and South-East Asia	0.593		0.593
		2095	Strategic Action for Enhancement of Farm Products for Poverty Reduction in Rural Communities	0.395		0.395
		2141	Preparation of Mid Decade Assessment	0.121		0.121
	MINISTRY OF FINANCE	1871	Participation Programme 2004-2005	0.612		0.612
	ROYAL UNIVERSITY OF BHUTAN	1662	Improving Management & Leadership Skills	0.479		0.479
		1871	Participation Programme 2004-2005	0.874		0.874
		2081	Mapping of the Cultural Resources of Bumthang Region	0.091		0.091
		2094	Action Plan for the Safeguarding and Promotion of Drametse Ngacham	1.819		1.819
	UNESCO Total				11.479	0.000
UNFPA	MINISTRY OF EDUCATION	1512	Support to YGCD	6.230		6.230
	MINISTRY OF HEALTH	1510	Support to Reproductive Health	5.439		5.439
		1510	Support to Reproductive Health	6.635	6.630	13.265
		1510	Support to Reproductive Health	5.870		5.870
		1511	Support to IECH (RHS)	0.079		0.079
		1511	Support to IECH (RHS)	1.263		1.263
		1514	Advocacy for PDS	0.441		0.441
		1514	Advocacy for PDS	4.492		4.492
		1760	Support to Women Empowerment	3.656		3.656
		1760	Support to Women Empowerment	0.943		0.943
	MINISTRY OF HOME AND CULTURAL AFFAIRS	1513	Support to Population Development	0.171		0.171
		1513	Support to Population Development	7.087		7.087
ROYAL UNIVERSITY OF BHUTAN	1515	Support to Sherubtse College	4.414		4.414	
UNFPA Total				46.719	6.630	53.349
UNICEF	COUNCIL FOR RELIGIOUS AFFAIRS	1461	Partnership with Religion	4.145		4.145
	MINISTRY OF EDUCATION	1454	School-based Water, Sanitation & Hygiene Prog.	1.060		1.060
		1454	School-based Water, Sanitation & Hygiene Prog.	0.270		0.270
		1456	Basic Education Quality Improvement	1.449		1.449
		1456	Basic Education Quality Improvement	2.037		2.037
		1457	Expanded Education Opportunities	0.902		0.902
	MINISTRY OF FINANCE	1460	Information and Communication Support	0.090		0.090
		1915	National Commission for Women and Children	0.210		0.210
MINISTRY OF HEALTH	1454	School-based Water, Sanitation & Hygiene Prog.	1.013		1.013	

Schedule 1: SCHEDULE OF GRANTS RECEIVED DURING THE FY 2006-2007						
DONOR	SPENDING AGENCY/ PROGRAM	FI CODE	PROJECT NAME	IN-CASH	IN-KIND	TOTAL
		1454	School-based Water, Sanitation & Hygiene Prog.	0.148		0.148
		1458	Maternal and Child Health	4.962		4.962
		1458	Maternal and Child Health		7.693	7.693
		1458	Maternal and Child Health	2.333		2.333
		1459	Nutrition	0.229		0.229
		1459	Nutrition	0.100		0.100
		1459	Nutrition	0.336		0.336
		1464	Monitoring and Evaluation	0.027		0.027
		1915	National Commission for Women and Children	3.538		3.538
	NATIONAL STATISTICAL BUREAU	1464	Monitoring and Evaluation	0.714		0.714
	PLANNING COMMISSION SECRETARIAT	2131	Planning Communication and Participation Programme PCS	0.096		0.096
UNICEF Total				23.658	7.693	31.351
W/BANK	MINISTRY OF FINANCE	1800	Strengthening Institutional Capacity of Bhutan Pension System	1.764		1.764
		1916	South Asia Enterprise Development Facility	1.514		1.514
		1957	Strengthening of Public Expenditure Management & Promoting Transparency	4.522		4.522
	MINISTRY OF HEALTH	1794	HIV/Aids and STI Prevention Control Project	22.947		22.947
		1794	HIV/Aids and STI Prevention Control Project	24.651		24.651
	MINISTRY OF WORKS AND HUMAN SETTLEMENT	2047	National Urbanization Strategy & Thimphu City Development	0.317		0.317
		2047	National Urbanization Strategy & Thimphu City Development	0.111		0.111
		2047	National Urbanization Strategy & Thimphu City Development	0.018		0.018
		2098	Rural Access Project II	101.387		101.387
W/BANK Total				157.231	0.000	157.231
WFP	DZONGKHAG ADMINISTRATION, LHUENTSE	1527	Improvement of Rural Children's Access to School	0.446		0.446
	DZONGKHAG ADMINISTRATION, CHHUKHA	1527	Improvement of Rural Children's Access to School	2.069		2.069
	DZONGKHAG ADMINISTRATION, DAGANA	1527	Improvement of Rural Children's Access to School	0.594		0.594
	DZONGKHAG ADMINISTRATION, MONGAR	1527	Improvement of Rural Children's Access to School	1.943		1.943
		1528	Improvement of Rural Household's Access to S. & Agriculture	0.326		0.326
	DZONGKHAG ADMINISTRATION, PEMAGATSHEL	1527	Improvement of Rural Children's Access to School	0.139		0.139
	DZONGKHAG ADMINISTRATION, TRASHIGANG	1527	Improvement of Rural Children's Access to School	1.412		1.412
		1528	Improvement of Rural Household's Access to S. & Agriculture	0.131		0.131
	DZONGKHAG ADMINISTRATION, TRASHIYANGTSE	1527	Improvement of Rural Children's Access to School	1.320		1.320
	DZONGKHAG ADMINISTRATION, WANGDUE	1527	Improvement of Rural Children's Access to School	1.052		1.052
	DZONGKHAG ADMINISTRATION, ZHEMGANG	1527	Improvement of Rural Children's Access to School	1.824		1.824
		1528	Improvement of Rural Household's Access to S. & Agriculture	0.088		0.088
	MINISTRY OF EDUCATION	1527	Improvement of Rural Children's Access to School	5.545		5.545
	MINISTRY OF FINANCE	1527	Improvement of Rural Children's Access to School	7.057		7.057
WFP Total				23.944	0.000	23.944
WHO	MINISTRY OF HEALTH	1419	Communicable Disease Pre., Eradictio & Control	0.527		0.527
		1419	Communicable Disease Pre., Eradictio & Control	0.146		0.146
		1420	Malaria	0.223		0.223

Schedule 1: SCHEDULE OF GRANTS RECEIVED DURING THE FY 2006-2007						
DONOR	SPENDING AGENCY/ PROGRAM	FI CODE	PROJECT NAME	IN-CASH	IN-KIND	TOTAL
		1420	Malaria	0.312		0.312
		1420	Malaria	0.093		0.093
		1421	Tuberculosis	0.342		0.342
		1422	S.P.M. of non-communicable disease	0.414		0.414
		1422	S.P.M. of non-communicable disease	0.023		0.023
		1423	Tobacco	0.282		0.282
		1424	Health Promotion	0.878		0.878
		1424	Health Promotion	-0.269		-0.269
		1424	Health Promotion	0.833		0.833
		1425	Disability/Injury prevention & Rehabilitation	0.238		0.238
		1425	Disability/Injury prevention & Rehabilitation	1.204		1.204
		1426	Mental Health & Substance Abuse	0.361		0.361
		1426	Mental Health & Substance Abuse	0.360		0.360
		1429	Child and Adolescent Health	0.965		0.965
		1430	Research & Prog. Devlpmnt. in Rep. Health	0.526		0.526
		1432	Nutrition	0.856		0.856
		1433	Health and Environment	0.252		0.252
		1434	Food Safety	0.097		0.097
		1434	Food Safety	0.253		0.253
		1435	Esstial.Medicine:Access,Quality &Rational Use	0.913		0.913
		1435	Esstial.Medicine:Access,Quality &Rational Use	0.834		0.834
		1440	Human Resources Development	3.574		3.574
		1440	Human Resources Development	4.382		4.382
		1822	Relief Measure for Monsoon Damage of Rural Water Scheme	0.873		0.873
		2018	Making Pregnancy Safer (BHU/MPS/001)	0.185		0.185
		2018	Making Pregnancy Safer (BHU/MPS/001)	0.135		0.135
		2019	Immunization and Vaccine Development(BHU/IVD/001)	0.301		0.301
		2019	Immunization and Vaccine Development(BHU/IVD/001)	0.657		0.657
		2020	Epidemic Alert and Response (BHU/CSR/001)	0.762		0.762
		2020	Epidemic Alert and Response (BHU/CSR/001)	0.045		0.045
		2022	Essential Health Technologies	0.108		0.108
		2024	Health System Policies and Service Delivery (BHU/HSP/001)	0.263		0.263
		2025	Policy Making for Health in Development (BHU/HSD/001)	1.205		1.205
		2064	Health Information Systems Assesment & Dev. Comprehensive Plan	1.626		1.626
		2128	WHO Adhoc	1.419		1.419
WHO Total				26.196	0.000	26.196
WWF	DZONGKHAG ADMINISTRATION, ZHEMGANG	1797	Support for Pilot Watershed Management Project at Kingarabten	0.205		0.205
	MINISTRY OF AGRICULTURE	1655	Dev. of Sakten Wildlife Sanctuary & Bio Corridor	0.800		0.800
		1679	LINKPA Project	14.637		14.637

Schedule 1: SCHEDULE OF GRANTS RECEIVED DURING THE FY 2006-2007						
DONOR	SPENDING AGENCY/ PROGRAM	FI CODE	PROJECT NAME	IN-CASH	IN-KIND	TOTAL
		1994	Strengthening the protected Area System and the Corridors in Bhutan	3.899		3.899
		2065	Dev. & Strengthening the Anti-Poaching Program in Bhutan	2.478		2.478
		2071	Implementation of the National Tiger Action Plan for the Kingdom of Bhutan	0.200		0.200
		2071	Implementation of the National Tiger Action Plan for the Kingdom of Bhutan	1.416		1.416
WWF Total				23.636	0.000	23.636
WWLF	MINISTRY OF AGRICULTURE	2017	Sustainable Management & Dev. of Non-wood Forest Products in Bhutan	0.892		0.892
		2041	Support to the Implementation of Nso Leopary Conservation Action Plan	1.227		1.227
WWLF Total				2.119	0.000	2.119
Grand Total				5031.532	969.402	6000.934
Source: DADM, DPA and SAs						

Schedule 2: SCHEDULE OF LOANS RECEIVED DURING THE FY 2006-2007

DONOR	ADMINISTRATIVE UNIT	PROGRAMME	FIC	PROJECT NAME	CASH	KIND	TOTAL
ADB	MINISTRY OF FINANCE	AID & DEBT MANAGEMENT	1717	Rural E/fication & Network Expansion		93.277	93.277
	MIN. OF LABOUR & HUMAN RESOURCES	HUMAN RESOURCES	1375	Basic Skills Development Project	65.504	3.286	68.790
	MIN.OF WORKS & HUMAN SETTLEMENT	ROADS & BRIDGES	1965	Road Network Project	11.663	0.066	11.729
		URBAN DEV. & ENGINEERING	2108	Urban Infrastructure Development	1.414	0.014	1.428
ADB Total					78.582	96.643	175.224
AUSTRIAN	MINISTRY OF FINANCE	AID & DEBT MANAGEMENT	1467	Basochhu Hydro Power -Lower stage		26.974	26.974
AUSTRIAN Total					0.000	26.974	26.974
DANIDA	MINISTRY OF FINANCE	AID & DEBT MANAGEMENT	1830	Rural Telecommunications Network		303.273	303.273
DANIDA Total					0.000	303.273	303.273
IFAD	MINISTRY OF AGRICULTURE	AGRICULTURE	1224	Second Eastern Zone Agriculture	51.171		51.171
		GENERAL ADMIN. & DIRECTION	1964	Agri. Mkting Enterprise Promotion Prog.	72.166		72.166
		GENERAL ADMIN. & DIRECTION	1964	Agri. Mkting Enterprise Promotion Prog.	0.888		0.888
IFAD Total					124.225	0.000	124.225
W/BANK	MINISTRY OF AGRICULTURE	AGRICULTURE	1875	Decentralised Rural Dev.	32.200		32.200
		GENERAL ADMIN. & DIRECTION	1875	Decentralised Rural Dev.	21.560		21.560
	MINISTRY OF EDUCATION	GENERAL ADMIN. & DIRECTION	1693	Education Development	76.396		76.396
		SCHOOL EDUCATION	1693	Education Development	236.079		236.079
	MIN.OF WORKS & HUMAN SETTLEMENT	ROADS & BRIDGES SERVICES	1247	Rural Access	19.831		19.831
		URBAN DEVE.& ENGINEERING	1246	Urban Development	11.064		11.064
W/BANK Total					397.130	0.000	397.130
Grand Total					599.9367	426.890	1026.827

Source: DADM, DPA and SAs

Schedule 3: SCHEDULE OF REVISED BUDGET AND BOOKED EXPENDITURE COMPARISON BY ADMINISTRATIVE UNIT FOR THE FY 2006-2007														
		Nu. in million												
		REVISED APPROPRIATIONS				ACTUAL ANNUAL EXPENDITURE				AMOUNT OF VARIATION				%
Sl.No.	ADMINISTRATIVE UNIT	CURRENT	CAPITAL	LEN/ REPAY	TOTAL	CURRENT	CAPITAL	LEN/ REPAY	TOTAL	CURRENT	CAPITAL	LEN/ REPAY	TOTAL	VAR
	A: CENTRAL AGENCIES	5725.050	9327.185	1509.859	16562.094	5022.820	5986.620	1132.140	12141.580	702.230	3340.565	377.719	4420.514	26.7
1	HIS MAJESTY'S SECRETARIAT	16.654	0.708		17.362	16.343	0.570		16.914	0.311	0.138		0.448	2.6
2	NATIONAL ASSEMBLY OF BHUTAN	29.178	78.600		107.778	28.494	12.982		41.476	0.684	65.618		66.302	61.5
3	ROYAL ADVISORY COUNCIL	11.604	0.693		12.297	10.467	0.446		10.913	1.137	0.247		1.384	11.3
4	COUNCIL FOR RELIGIOUS AFFAIRS	210.341	44.179		254.520	205.116	35.920		241.036	5.225	8.259		13.484	5.3
5	JUDICIARY	99.219	256.942		356.161	91.777	113.475		205.253	7.442	143.467		150.908	42.4
6	PLANNING COMMISSION SECRETARIAT	17.085	8.287		25.372	11.565	6.509		18.074	5.520	1.778		7.298	28.8
7	ROYAL AUDIT AUTHORITY	49.807	6.239		56.046	47.830	4.638		52.468	1.977	1.601		3.578	6.4
8	ROYAL CIVIL SERVICE COMMISSION	22.772	168.046		190.818	17.553	80.523		98.075	5.219	87.523		92.743	48.6
9	BHUTAN OLYMPIC COMMITTEE	28.804	0.150		28.954	23.436	0.072		23.508	5.368	0.079		5.446	18.8
10	NATIONAL ENVIRONMENT COMMISSION	21.151	35.305		56.456	18.594	20.764		39.358	2.557	14.541		17.098	30.3
11	ROYAL INSTITUTE OF MANAGEMENT	22.072	36.241		58.313	20.494	26.065		46.558	1.578	10.176		11.755	20.2
12	CENTRE FOR BHUTAN STUDIES	12.189	3.795		15.984	11.697	2.335		14.032	0.492	1.460		1.952	12.2
13	CABINET SECRETARIAT	8.620	1.447		10.067	8.014	0.803		8.817	0.606	0.644		1.250	12.4
14	OFFICE OF LEGAL AFFAIRS	8.064	6.529		14.593	7.140	5.166		12.306	0.924	1.363		2.287	15.7
15	ROYAL UNIVERSITY OF BHUTAN	246.685	253.591		500.276	210.335	116.035		326.370	36.350	137.556		173.906	34.8
16	OFFICE OF THE ANTI-CORRUPTION COMMISSION	9.842	9.194		19.036	8.838	5.479		14.316	1.004	3.715		4.720	24.8
17	OFFICE OF THE ELECTION COMMISSION	85.605	131.511		217.116	54.306	102.271		156.577	31.299	29.240		60.539	27.9
18	HRH TRONGSA PENLOP'S SECRETARIAT	11.211	18.193		29.404	10.763	14.266		25.029	0.448	3.927		4.375	14.9
19	BHUTAN NARCOTIC CONTROL AGENCY	1.117	1.550		2.667	1.006	1.224		2.229	0.111	0.326		0.438	16.4
20	MINISTRY OF HOME AND CULTURAL AFFAIRS	665.708	308.257		973.965	603.385	200.451		803.836	62.323	107.806		170.129	17.5
21	MINISTRY OF FINANCE	1262.274	739.942	1509.859	3512.075	1184.899	543.108	1132.140	2860.147	77.373	196.834	377.719	651.926	18.6
22	MINISTRY OF FOREIGN AFFAIRS	241.046	52.163		293.209	220.844	16.055		236.899	20.202	36.108		56.310	19.2
23	MINISTRY OF AGRICULTURE	838.875	886.085		1724.960	725.711	480.909		1206.619	113.164	405.176		518.341	30.0
24	MINISTRY OF TRADE AND INDUSTRY	199.981	952.544		1152.525	178.068	503.756		681.824	21.913	448.788		470.701	40.8
25	MINISTRY OF WORKS AND HUMAN SETTLEMENT	341.285	3088.788		3430.073	306.976	2312.617		2619.593	34.309	776.171		810.480	23.6
26	MINISTRY OF INFORMATION & COMMUNICATIONS	116.992	220.509		337.501	100.682	161.839		262.521	16.310	58.670		74.980	22.2
27	MINISTRY OF HEALTH	730.873	993.815		1724.688	626.954	539.625		1166.579	103.919	454.190		558.109	32.4
28	MINISTRY OF EDUCATION	289.124	790.108		1079.232	156.650	527.823		684.473	132.474	262.285		394.759	36.6
29	MINISTRY OF LABOUR AND HUMAN RESOURCES	126.872	233.774		360.646	114.884	150.897		265.781	11.988	82.877		94.865	26.3
	B: DZONGKHAGS AND GEOGS	2717.115	2185.578	0.000	4902.693	2599.456	1541.592	0.000	4141.048	117.659	643.986	0.000	761.645	15.5
30	DZONGKHAG ADMINISTRATION ,CHHUKHA	223.337	87.776		311.113	218.480	68.072		286.553	4.857	19.704		24.560	7.9
31	SAMPHELING GEWOG, CHHUKHA	0.426	1.092		1.518	0.368	0.579		0.948	0.058	0.513		0.570	37.6

Schedule 3: SCHEDULE OF REVISED BUDGET AND BOOKED EXPENDITURE COMPARISON BY ADMINISTRATIVE UNIT FOR THE FY 2006-2007														
		Nu. in million												
		REVISED APPROPRIATIONS				ACTUAL ANNUAL EXPENDITURE				AMOUNT OF VARIATION				%
Sl.No.	ADMINISTRATIVE UNIT	CURRENT	CAPITAL	LEN/REPAY	TOTAL	CURRENT	CAPITAL	LEN/REPAY	TOTAL	CURRENT	CAPITAL	LEN/REPAY	TOTAL	VAR
32	BONGO GEWOG, CHHUKHA	0.468	4.500		4.968	0.443	2.755		3.198	0.025	1.745		1.770	35.6
33	CHAPCHHA GEWOG, CHHUKHA	0.390	7.440		7.830	0.380	5.020		5.399	0.010	2.420		2.431	31.0
34	DUNGNA GEWOG, CHHUKHA	0.339	2.778		3.117	0.318	0.112		0.430	0.021	2.666		2.687	86.2
35	GELING GEWOG, CHHUKHA	0.351	0.738		1.089	0.321	0.179		0.500	0.030	0.559		0.589	54.1
36	DARLA GEWOG, CHHUKHA	0.426	1.264		1.690	0.397	1.136		1.533	0.029	0.128		0.157	9.3
37	GETENA GEWOG, CHHUKHA	0.356	2.302		2.658	0.339	1.675		2.014	0.017	0.627		0.644	24.2
38	BJACHHO GEWOG, CHHUKHA	0.378	1.841		2.219	0.345	1.564		1.909	0.033	0.277		0.310	14.0
39	LOKCHINA GEWOG, CHHUKHA	0.386	1.106		1.492	0.377	0.290		0.668	0.009	0.816			55.2
40	METAKHA GEWOG, CHHUKHA	0.350	1.633		1.983	0.335	1.220		1.555	0.015	0.413			21.6
41	PHUENTSHOLING GEWOG, CHHUKHA	0.971	2.107		3.078	0.950	1.368		2.318	0.021	0.739			24.7
42	DZONGKHAG ADMINISTRATION, HAA	79.324	27.887		107.211	73.842	24.091		97.933	5.482	3.796			8.7
43	BJEE GEWOG, HAA	0.403	1.029		1.432	0.363	0.943		1.306	0.040	0.086			8.8
44	KATSHO GEWOG, HAA	0.381	1.258		1.639	0.368	0.795		1.163	0.013	0.463			29.0
45	SOMBAY GEWOG, HAA	0.376	0.760		1.136	0.365	0.550		0.915	0.011	0.210			19.4
46	SAMA GEWOG, HAA	0.414	1.440		1.854	0.241	1.318		1.559	0.173	0.122			15.9
47	USEU GEWOG, HAA	0.409	0.790		1.199	0.336	0.710		1.046	0.073	0.080			12.8
48	DZONGKHAG ADMINISTRATION, PARO	153.460	58.652		212.112	146.380	51.298		197.678	7.080	7.354			6.8
49	DOBSHARI GEWOG, PARO	0.336	2.843		3.179	0.334	1.616		1.950	0.002	1.227			38.7
50	DOGAR GEWOG, PARO	0.346	6.119		6.465	0.329	5.872		6.201	0.017	0.247			4.1
51	DOTHEY GEWOG, PARO	0.336	2.598		2.934	0.327	2.546		2.873	0.009	0.052			2.1
52	HOREY GEWOG, PARO	0.336	2.893		3.229	0.322	2.283		2.605	0.014	0.610			19.3
53	LANGO GEWOG, PARO	0.336	4.295		4.631	0.310	2.531		2.841	0.026	1.764			38.7
54	LUNGYNI GEWOG, PARO	0.346	5.826		6.172	0.330	5.444		5.774	0.016	0.382			6.5
55	NAJA GEWOG, PARO	0.363	8.684		9.047	0.329	5.866		6.195	0.034	2.818			31.5
56	SHABA GEWOG, PARO	0.346	3.844		4.190	0.316	3.456		3.771	0.030	0.388			10.0
57	TSENTO GEWOG, PARO	0.336	4.965		5.301	0.274	2.641		2.915	0.062	2.324			45.0
58	WANGCHANG GEWOG, PARO	0.364	2.275		2.639	0.333	1.623		1.956	0.031	0.652			25.9
59	DZONGKHAG ADMINISTRATION, SAMTSE	160.836	68.930		229.766	157.658	51.175		208.832	3.178	17.755			9.1
60	BARA GEWOG, SAMTSE	0.356	0.360		0.716	0.327	0.133		0.460	0.029	0.227			35.7
61	BIRU GEWOG, SAMTSE	0.378	1.579		1.957	0.321	0.674		0.995	0.057	0.905			49.2
62	CHARGHARY GEWOG, SAMTSE	0.358	0.740		1.098	0.317	0.591		0.908	0.041	0.149			17.3
63	CHENGMARI GEWOG, SAMTSE	0.371	1.476		1.847	0.317	0.407		0.725	0.054	1.069			60.8
64	DENCHUKHA GEWOG, SAMTSE	0.356	1.152		1.508	0.317	0.559		0.876	0.039	0.593			41.9

Schedule 3: SCHEDULE OF REVISED BUDGET AND BOOKED EXPENDITURE COMPARISON BY ADMINISTRATIVE UNIT FOR THE FY 2006-2007														
		Nu. in million												
		REVISED APPROPRIATIONS				ACTUAL ANNUAL EXPENDITURE				AMOUNT OF VARIATION				%
Sl.No.	ADMINISTRATIVE UNIT	CURRENT	CAPITAL	LEN/REPAY	TOTAL	CURRENT	CAPITAL	LEN/REPAY	TOTAL	CURRENT	CAPITAL	LEN/REPAY	TOTAL	VAR
65	DOROKHA GEWOG, SAMTSE	0.418	2.149		2.567	0.335	0.242		0.577	0.083	1.907			77.5
66	DUMTOE GEWOG, SAMTSE	0.354	1.277		1.631	0.289	0.289		0.578	0.065	0.988			64.6
67	GHUMAUNEY GEWOG, SAMTSE	0.367	1.716		2.083	0.334	0.726		1.060	0.033	0.990			49.1
68	LHARENI GEWOG, SAMTSE	0.375	2.477		2.852	0.324	1.900		2.224	0.051	0.577			22.0
69	MAYONA GEWOG, SAMTSE	0.374	0.870		1.244	0.127	0.024		0.151	0.247	0.846			87.9
70	NAINITAL GEWOG, SAMTSE	0.381	1.392		1.773	0.360	0.843		1.203	0.021	0.549			32.1
71	PUGLI GEWOG, SAMTSE	0.401	1.624		2.025	0.322	1.083		1.405	0.079	0.541			30.6
72	SAMTSE GEWOG, SAMTSE	0.370	0.208		0.578	0.338	0.194		0.532	0.032	0.014			8.0
73	SIPSU GEWOG, SAMTSE	0.371	1.043		1.414	0.335	0.774		1.110	0.036	0.269			21.5
74	TADING GEWOG, SAMTSE	0.372	1.737		2.109	0.334	0.642		0.975	0.038	1.095			53.8
75	TENDRU GEWOG, SAMTSE	0.385	1.760		2.145	0.333	1.053		1.386	0.052	0.707			35.4
76	DZONGKHAG ADMINISTRATION, TSIRANG	89.438	92.115		181.553	82.173	75.229		157.402	7.265	16.886			13.3
77	BETENI GEWOG, TSIRANG	0.341	0.392		0.733	0.318	0.330		0.648	0.023	0.062			11.6
78	DUNLAGANG GEWOG, TSIRANG	0.352	2.013		2.365	0.308	1.656		1.965	0.044	0.357			16.9
79	BARSHONG GEWOG, TSIRANG	0.359	7.222		7.581	0.336	4.628		4.964	0.023	2.594			34.5
80	GOSELING GEWOG, TSIRANG	0.357	3.801		4.158	0.313	3.645		3.958	0.044	0.156			4.8
81	RANGTHANGLING GEWOG, TSIRANG	0.370	0.727		1.097	0.318	0.568		0.885	0.052	0.159			19.3
82	KIKHORTHANG GEWOG, TSIRANG	0.384	0.890		1.274	0.335	0.804		1.139	0.049	0.086			10.6
83	MENDRELGANG GEWOG, TSIRANG	0.367	1.070		1.437	0.337	0.674		1.011	0.030	0.396			29.6
84	PATALA GEWOG, TSIRANG	0.362	2.268		2.630	0.337	2.139		2.476	0.025	0.129			5.8
85	PHUENTEN CHU GEWOG, TSIRANG	0.329	1.774		2.103	0.286	1.254		1.540	0.043	0.520			26.8
86	SHEMJONG GEWOG, TSIRANG	0.372	1.542		1.914	0.334	1.138		1.471	0.038	0.404			23.1
87	TSHOLINGKHAR GEWOG, TSIRANG	0.398	1.023		1.421	0.337	0.950		1.288	0.061	0.073			9.4
88	TSIRANG TOE GEWOG, TSIRANG	0.549	15.078		15.627	0.338	11.759		12.097	0.211	3.319			22.6
89	DZONGKHAG ADMINISTRATION, DAGANA	78.540	73.836		152.376	75.137	62.882		138.019	3.403	10.954			9.4
90	DORONA GEWOG, DAGANA	0.371	4.963		5.334	0.301	2.375		2.677	0.070	2.588			49.8
91	DRUJYANG GEWOG, DAGANA	0.325	0.224		0.549	0.300	0.055		0.355	0.025	0.169			35.4
92	GESARLING GEWOG, DAGANA	0.332	0.277		0.609	0.288	0.072		0.360	0.044	0.205			40.8
93	GOSHI GEWOG, DAGANA	0.329	2.008		2.337	0.294	1.124		1.418	0.035	0.884			39.3
94	KANA GEWOG, DAGANA	0.345	2.770		3.115	0.292	1.992		2.285	0.053	0.778			26.6
95	KHEBISA GEWOG, DAGANA	0.380	15.907		16.287	0.291	1.627		1.919	0.089	14.280			88.2
96	LAJAB GEWOG, DAGANA	0.350	0.786		1.136	0.291	0.323		0.614	0.059	0.463			45.9
97	TRASHIDING GEWOG, DAGANA	0.349	1.661		2.010	0.304	0.933		1.237	0.045	0.728			38.5

Schedule 3: SCHEDULE OF REVISED BUDGET AND BOOKED EXPENDITURE COMPARISON BY ADMINISTRATIVE UNIT FOR THE FY 2006-2007														
		Nu. in million												
		REVISED APPROPRIATIONS				ACTUAL ANNUAL EXPENDITURE				AMOUNT OF VARIATION				%
Sl.No.	ADMINISTRATIVE UNIT	CURRENT	CAPITAL	LEN/ REPAY	TOTAL	CURRENT	CAPITAL	LEN/ REPAY	TOTAL	CURRENT	CAPITAL	LEN/ REPAY	TOTAL	VAR
98	TSENDAGANG GEWOG, DAGANA	0.349	1.114		1.463	0.290	0.837		1.127	0.059	0.277			23.0
99	TSANGKHA GEWOG, DAGANA	0.343	3.492		3.835	0.303	1.625		1.928	0.040	1.867			49.7
100	TSEZA GEWOG, DAGANA	0.363	2.397		2.760	0.309	2.087		2.396	0.054	0.310			13.2
101	DZONGKHAG ADMINISTRATION, PUNAKHA	106.327	131.797		238.124	105.952	85.614		191.566	0.375	46.183			19.6
102	CHHUBU GEWOG, PUNAKHA	0.360	3.238		3.598	0.332	1.819		2.151	0.028	1.419			40.2
103	GOENSHARI GEWOG, PUNAKHA	0.381	6.496		6.877	0.343	4.212		4.555	0.038	2.284			33.8
104	GUMA GEWOG, PUNAKHA	0.375	2.550		2.925	0.351	1.064		1.415	0.024	1.486			51.6
105	KABJISA GEWOG, PUNAKHA	0.383	2.915		3.298	0.351	2.504		2.855	0.032	0.411			13.4
106	LINGBUKHA GEWOG, PUNAKHA	0.375	6.826		7.201	0.344	5.621		5.965	0.031	1.205			17.2
107	SHEGENA GEWOG, PUNAKHA	0.367	1.499		1.866	0.330	1.091		1.421	0.037	0.408			23.9
108	TALO GEWOG, PUNAKHA	0.375	2.183		2.558	0.344	1.255		1.599	0.031	0.928			37.5
109	TEOWNAG GEWOG, PUNAKHA	0.372	6.382		6.754	0.347	3.096		3.443	0.025	3.286			49.0
110	ZOMI GEWOG, PUNAKHA	0.358	2.272		2.630	0.340	1.379		1.719	0.018	0.893			34.6
111	DZONGKHAG ADMINISTRATION, W/PHODRANG	136.144	65.043		201.187	129.233	43.027		172.260	6.911	22.016			14.4
112	BJENA GEWOG, WANGDUE PHODRANG	0.374	2.776		3.150	0.343	0.739		1.081	0.031	2.037			65.7
113	DANGCHU GEWOG , WANGDUE PHODRANG	0.339	0.700		1.039	0.326	0.030		0.356	0.013	0.670			65.7
114	DAGA GEWOG , WANGDUE PHODRANG	0.319	2.375		2.694	0.293	0.815		1.109	0.026	1.560			58.8
115	GANGTE GEWOG , WANGDUE PHODRANG	0.342	1.356		1.698	0.311	1.169		1.480	0.031	0.187			12.8
116	GASETSHO GOM GEWOG, WANGDUE PHODRANG	0.319	2.292		2.611	0.300	1.413		1.713	0.019	0.879			34.4
117	GASETSHO WOM GEWOG , WANGDUE PHODRANG	0.329	1.510		1.839	0.293	0.579		0.872	0.036	0.931			52.6
118	KAZHI GEWOG, WANGDUE PHODRANG	0.319	1.820		2.139	0.291	1.255		1.546	0.028	0.565			27.7
119	NAHI GEWOG , WANGDUE PHODRANG	0.371	5.426		5.797	0.348	4.228		4.576	0.023	1.198			21.1
120	NYISHO GEWOG, WANGDUE PHODRANG	0.325	0.999		1.324	0.306	0.313		0.620	0.019	0.686			53.2
121	PHANGYUL GEWOG, WANGDUE PHODRANG	0.330	0.637		0.967	0.296	0.627		0.923	0.034	0.010			4.6
122	PHOBI GEWOG , WANGDUE PHODRANG	0.319	0.755		1.074	0.292	0.308		0.600	0.027	0.447			44.2
123	RUEPISA GEWOG , WANGDUE PHODRANG	0.386	3.055		3.441	0.351	0.655		1.006	0.035	2.400			70.8
124	SEPHU GEWOG , WANGDUE PHODRANG	0.314	1.716		2.030	0.296	1.319		1.615	0.018	0.397			20.5
125	ATHANG GEWOG , WANGDUE PHODRANG	0.320	3.620		3.940	0.289	0.543		0.831	0.031	3.077			78.9
126	THEDTSHO GEWOG , WANGDUE PHODRANG	0.329	1.355		1.684	0.315	0.693		1.009	0.014	0.662			40.1
127	DZONGKHAG ADMINISTRATION, BUMTHANG	93.614	41.432		135.046	88.300	32.205		120.505	5.314	9.227			10.8
128	CHHOEKHOR GEWOG, BUMTHANG	0.420	2.010		2.430	0.412	1.485		1.896	0.008	0.525			22.0
129	CHHUME GEWOG, BUMTHANG	0.414	2.950		3.364	0.409	2.810		3.219	0.005	0.140			4.3
130	TANG GEWOG, BUMTHANG	0.379	2.775		3.154	0.369	2.539		2.908	0.010	0.236			7.8

Schedule 3: SCHEDULE OF REVISED BUDGET AND BOOKED EXPENDITURE COMPARISION BY ADMINISTRATIVE UNIT FOR THE FY 2006-2007														
		Nu. in million												
		REVISED APPROPRIATIONS				ACTUAL ANNUAL EXPENDITURE				AMOUNT OF VARIATION				%
Sl.No.	ADMINISTRATIVE UNIT	CURRENT	CAPITAL	LEN/REPAY	TOTAL	CURRENT	CAPITAL	LEN/REPAY	TOTAL	CURRENT	CAPITAL	LEN/REPAY	TOTAL	VAR
131	URA GEWOG, BUMTHANG	0.384	1.751		2.135	0.367	1.569		1.936	0.017	0.182			9.3
132	DZONGKHAG ADMINISTRATION, SARPANG	150.846	62.875		213.721	143.915	43.714		187.629	6.931	19.161			12.2
133	BHUR GEWOG, SARPANG	0.371	0.475		0.846	0.334	0.348		0.682	0.037	0.127			19.4
134	CHUZAGANG GEWOG, SARPANG	0.363	0.845		1.208	0.337	0.724		1.062	0.026	0.121			12.1
135	DEKILING GEWOG, SARPANG	0.404	1.918		2.322	0.326	0.283		0.608	0.078	1.635			73.8
136	DOEBAN GEWOG, SARPANG	0.354	1.330		1.684	0.318	1.177		1.494	0.036	0.153			11.3
137	DEORALI GEWOG, SARPANG	0.344	1.300		1.644	0.297	1.103		1.400	0.047	0.197			14.9
138	GELEPHU GEWOG, SARPANG	0.322	0.380		0.702	0.298	0.248		0.546	0.024	0.132			22.2
139	HILLEY GEWOG, SARPANG	0.361	1.111		1.472	0.332	0.498		0.830	0.029	0.613			43.6
140	JIGMECHOLING GEWOG, SARPANG	0.354	1.838		2.192	0.343	0.906		1.249	0.011	0.932			43.0
141	LHAMAYZINGKHA GEWOG, SARPANG	0.341	0.652		0.993	0.313	0.413		0.726	0.028	0.239			26.8
142	NICHULA GEWOG, SARPANG	0.334	0.067		0.401	0.307	0.067		0.373	0.027	0.000			6.9
143	SARPANGTAR GEWOG, SARPANG	0.334	0.205		0.539	0.313	0.045		0.358	0.021	0.160			33.6
144	SERZHONG GEWOG, SARPANG	0.331	0.910		1.241	0.313	0.831		1.145	0.018	0.079			7.8
145	SINGHI GEWOG, SARPANG	0.319	0.104		0.423	0.291	0.099		0.390	0.028	0.005			7.9
146	UMLING GEWOG, SARPANG	0.376	1.239		1.615	0.363	0.551		0.914	0.013	0.688			43.4
147	DZONGKHAG ADMINISTRATION, ZHEMGANG	129.896	58.165		188.061	121.198	49.975		171.172	8.698	8.190			9.0
148	BARDO GEWOG, ZHEMGANG	0.344	2.361		2.705	0.327	1.809		2.136	0.017	0.552			21.0
149	BJOKA GEWOG, ZHEMGANG	0.314	3.354		3.668	0.291	2.329		2.620	0.023	1.025			28.6
150	NANGKOR GEWOG, ZHEMGANG	0.601	10.240		10.841	0.566	5.889		6.456	0.035	4.351			40.4
151	NGANGLA GEWOG, ZHEMGANG	0.314	6.174		6.488	0.301	4.883		5.184	0.013	1.291			20.1
152	PHANGKHAR GEWOG, ZHEMGANG	0.344	3.952		4.296	0.332	1.346		1.677	0.012	2.606			61.0
153	SHINGKHAR GEWOG, ZHEMGANG	0.314	1.141		1.455	0.292	0.930		1.222	0.022	0.211			16.0
154	TRONG GEWOG, ZHEMGANG	0.461	4.834		5.295	0.303	3.575		3.877	0.158	1.259			26.8
155	GOSHING GEWOG, ZHEMGANG	0.314	2.205		2.519	0.294	1.424		1.718	0.020	0.781			31.8
156	DZONGKHAG ADMINISTRATION, TRONGSA	90.484	96.358		186.842	88.897	56.032		144.929	1.587	40.326			22.4
157	DRAGTENG GEWOG, TRONGSA	0.386	1.917		2.303	0.375	1.431		1.806	0.011	0.486			21.6
158	KORPHU GEWOG, TRONGSA	0.386	7.287		7.673	0.312	7.019		7.331	0.074	0.268			4.5
159	LANGTHEL GEWOG, TRONGSA	0.429	7.620		8.049	0.429	5.086		5.515	0.000	2.534			31.5
160	NUBI GEWOG, TRONGSA	0.397	15.732		16.129	0.311	3.948		4.259	0.086	11.784			73.6
161	TANGBI GEWOG, TRONGSA	0.391	4.062		4.453	0.369	3.597		3.967	0.022	0.465			10.9
162	DZONGKHAG ADMINISTRATION, LHUENTSE	94.168	56.580		150.748	90.546	45.297		135.843	3.622	11.283			9.9
163	GANGZUR GEWOG, LHUENTSE	0.451	2.610		3.061	0.390	2.238		2.629	0.061	0.372			14.1

Schedule 3: SCHEDULE OF REVISED BUDGET AND BOOKED EXPENDITURE COMPARISION BY ADMINISTRATIVE UNIT FOR THE FY 2006-2007														
		Nu. in million												
		REVISED APPROPRIATIONS				ACTUAL ANNUAL EXPENDITURE				AMOUNT OF VARIATION				%
Sl.No.	ADMINISTRATIVE UNIT	CURRENT	CAPITAL	LEN/ REPAY	TOTAL	CURRENT	CAPITAL	LEN/ REPAY	TOTAL	CURRENT	CAPITAL	LEN/ REPAY	TOTAL	VAR
164	JAREY GEWOG, LHUENTSE	0.426	2.751		3.177	0.372	1.030		1.402	0.054	1.721			55.9
165	KHOMA GEWOG, LHUENTSE	0.410	4.727		5.137	0.377	3.175		3.552	0.033	1.552			30.9
166	KURTOE GEWOG, LHUENTSE	0.427	2.318		2.745	0.348	0.937		1.285	0.079	1.381			53.2
167	MINJAY GEWOG, LHUENTSE	0.385	2.379		2.764	0.357	1.791		2.148	0.028	0.588			22.3
168	MINBI GEWOG, LHUENTSE	0.452	2.199		2.651	0.393	0.990		1.384	0.059	1.209			47.8
169	METSHO GEWOG, LHUENTSE	0.432	2.146		2.578	0.326	1.019		1.345	0.106	1.127			47.8
170	TSENKHAR GEWOG, LHUENTSE	0.340	7.728		8.068	0.336	6.582		6.918	0.004	1.146			14.3
171	DZONGKHAG ADMINISTRATION, MONGAR	159.108	100.957		260.065	154.283	66.833		221.116	4.825	34.124			15.0
172	BALAM GEWOG, MONGAR	0.331	2.687		3.018	0.318	2.509		2.827	0.013	0.178			6.3
173	CHALI GEWOG, MONGAR	0.345	2.189		2.534	0.318	1.906		2.224	0.027	0.283			12.3
174	CHASKHAR GEWOG, MONGAR	0.351	3.309		3.660	0.337	2.662		2.999	0.014	0.647			18.1
175	DRAMETSE GEWOG, MONGAR	0.348	2.760		3.108	0.312	2.703		3.015	0.036	0.057			3.0
176	DREPONG GEWOG, MONGAR	0.353	3.367		3.720	0.331	2.625		2.956	0.022	0.742			20.5
177	GONGDUE GEWOG, MONGAR	0.349	1.470		1.819	0.348	1.189		1.537	0.001	0.281			15.5
178	JURMEY GEWOG, MONGAR	0.349	1.641		1.990	0.334	1.552		1.886	0.015	0.089			5.2
179	KENGGHAR GEWOG, MONGAR	0.367	3.054		3.421	0.361	3.014		3.374	0.006	0.040			1.4
180	MONGAR GEWOG, MONGAR	0.382	2.864		3.246	0.370	1.891		2.261	0.012	0.973			30.3
181	NGATSHANG GEWOG, MONGAR	0.358	2.133		2.491	0.333	1.835		2.168	0.025	0.298			13.0
182	SALENG GEWOG, MONGAR	0.388	1.201		1.589	0.379	1.162		1.541	0.010	0.039			3.0
183	SHERIMUNG GEWOG, MONGAR	0.358	1.665		2.023	0.341	1.619		1.961	0.017	0.046			3.1
184	SILAMBI GEWOG, MONGAR	0.349	2.244		2.593	0.328	2.183		2.511	0.021	0.061			3.2
185	THANGRONG GEWOG, MONGAR	0.347	1.320		1.667	0.333	0.530		0.863	0.014	0.790			48.2
186	TSAKALING GEWOG, MONGAR	0.347	3.157		3.504	0.341	2.365		2.706	0.006	0.792			22.8
187	TSAMANG GEWOG, MONGAR	0.328	1.702		2.030	0.326	1.174		1.500	0.002	0.528			26.1
188	NARANG GEWOG, MONGAR	0.189	0.030		0.219	0.156	0.030		0.186	0.033	0.000			15.0
189	DZONGKHAG ADMINISTRATION, PEMAGATSHEL	117.476	78.126		195.602	113.045	45.354		158.399	4.431	32.772			19.0
190	CHONGSHING GEWOG, PEMAGATSHEL	0.346	2.012		2.358	0.338	1.306		1.644	0.008	0.706			30.3
191	CHHIMONG GEWOG, PEMAGATSHEL	0.340	0.988		1.328	0.322	0.818		1.140	0.018	0.170			14.2
192	DUNGMIN GEWOG, PEMAGATSHEL	0.340	0.995		1.335	0.329	0.895		1.223	0.011	0.100			8.4
193	KHAR GEWOG, PEMAGATSHEL	0.358	1.891		2.249	0.351	1.323		1.674	0.007	0.568			25.6
194	SHUMER GEWOG, PEMAGATSHEL	0.430	2.636		3.066	0.400	1.951		2.350	0.030	0.685			23.3
195	YURUNG GEWOG, PEMAGATSHEL	0.345	1.611		1.956	0.335	1.405		1.741	0.010	0.206			11.0
196	ZOBEL GEWOG, PEMAGATSHEL	0.376	2.153		2.529	0.339	1.824		2.163	0.037	0.329			14.5

Schedule 3: SCHEDULE OF REVISED BUDGET AND BOOKED EXPENDITURE COMPARISON BY ADMINISTRATIVE UNIT FOR THE FY 2006-2007														
		Nu. in million												
		REVISED APPROPRIATIONS				ACTUAL ANNUAL EXPENDITURE				AMOUNT OF VARIATION				%
Sl.No.	ADMINISTRATIVE UNIT	CURRENT	CAPITAL	LEN/ REPAY	TOTAL	CURRENT	CAPITAL	LEN/ REPAY	TOTAL	CURRENT	CAPITAL	LEN/ REPAY	TOTAL	VAR
197	DECHELING GEWOG, PEMAGATSHEL	0.289	1.356		1.645	0.282	0.359		0.640	0.007	0.997			61.1
198	NORBUGANG GEWOG, PEMAGATSHEL	0.283	1.465		1.748	0.264	0.947		1.211	0.019	0.518			30.7
199	NANONG GEWOG, PEMAGATSHEL	0.254	2.019		2.273	0.243	0.931		1.173	0.011	1.088			48.4
200	CHHOKHORLING GEWOG	0.190	0.030		0.220	0.169	0.030		0.199	0.021				9.7
201	DZONGKHAG ADMINISTRATION, S/JONGKHAR	139.764	127.760		267.524	133.874	73.852		207.726	5.890	53.908			22.4
202	PHUENTSHOTHANG GEWOG, S/JONGKHAR	0.389	0.615		1.004	0.362	0.421		0.783	0.027	0.194			22.0
203	PEMATHANG GEWOG, SAMDRUP JONGKHAR	0.345	0.125		0.470	0.323	0.039		0.362	0.022	0.086			23.1
204	DECHENLING GEWOG, SAMDRUP JONGKHAR	0.074			0.074	0.073			0.073	0.001				1.1
205	GOMDAR GEWOG, SAMDRUP JONGKHAR	0.372	1.632		2.004	0.338	0.703		1.042	0.034	0.929			48.0
206	LANGCHENPHU GEWOG, SAMDRUP JONGKHAR	0.350	1.160		1.510	0.324	0.078		0.402	0.026	1.082			73.4
207	LAURI GEWOG, SAMDRUP JONGKHAR	0.374	2.005		2.379	0.353	0.414		0.768	0.021	1.591			67.7
208	MARTSHALLA GEWOG, S/JONGKHAR	0.384	0.845		1.229	0.366	0.502		0.868	0.018	0.343			29.4
209	NORBUGANG GEWOG, S/JONGKHAR	0.071			0.071	0.069			0.069	0.002				2.8
210	ORONG GEWOG, SAMDRUP JONGKHAR	0.366	2.050		2.416	0.335	0.515		0.850	0.031	1.535			64.8
211	SAMRANG GEWOG, SAMDRUP JONGKHAR	0.135	0.015		0.150	0.102	0.015		0.117	0.033	0.000			21.8
212	SERTHI GEWOG, SAMDRUP JONGKHAR	0.368	2.260		2.628	0.354	0.399		0.753	0.014	1.861			71.4
213	DEOTHANG GEWOG, SAMDRUP JONGKHAR	0.230	0.020		0.250	0.220			0.220	0.010	0.020			11.8
214	WANGPHU GEWOG, SAMDRUP JONGKHAR	0.202	0.020		0.222	0.190	0.019		0.209	0.012	0.001			5.7
215	DZONGKHAG ADMINISTRATION, TASHIGANG	237.218	140.635		377.853	229.949	116.950		346.899	7.269	23.685			8.2
216	BARTSHAM GEWOG, TRASHIGANG	0.367	4.328		4.695	0.355	4.112		4.467	0.012	0.216			4.8
217	BIDUNG GEWOG, TRASHIGANG	0.367	1.687		2.054	0.362	1.681		2.042	0.005	0.006			0.6
218	KANGLUNG GEWOG, TRASHIGANG	0.367	2.674		3.041	0.343	2.584		2.927	0.024	0.090			3.7
219	KANGPARA GEWOG, TRASHIGANG	0.347	1.274		1.621	0.334	1.246		1.580	0.013	0.028			2.5
220	KHALING GEWOG, TRASHIGANG	0.379	2.018		2.397	0.369	1.919		2.288	0.010	0.099			4.5
221	LUMANG GEWOG, TRASHIGANG	0.374	3.491		3.865	0.369	3.318		3.688	0.005	0.173			4.6
222	MERAK GEWOG, TRASHIGANG	0.340	1.275		1.615	0.323	1.226		1.550	0.017	0.049			4.0
223	NANONG GEWOG, TRASHIGANG	0.110	0.336		0.446	0.110	0.335		0.445	0.000	0.001			0.1
224	PHONGMEY GEWOG, TRASHIGANG	0.385	2.871		3.256	0.379	2.537		2.916	0.006	0.334			10.5
225	RADHI GEWOG, TRASHIGANG	3.450	4.413		7.863	0.575	2.781		3.356	2.875	1.632			57.3
226	SAKTEN GEWOG, TRASHIGANG	0.340	0.430		0.770	0.329	0.419		0.749	0.011	0.011			2.8
227	SAMKHAR GEWOG, TRASHIGANG	0.379	1.695		2.074	0.354	1.387		1.740	0.025	0.308			16.1
228	SHONGPHU GEWOG, TRASHIGANG	0.373	1.466		1.839	0.354	1.283		1.637	0.019	0.183			11.0
229	THRIMSHING GEWOG, TRASHIGANG	0.379	0.920		1.299	0.295	0.901		1.196	0.084	0.019			8.0

Schedule 3: SCHEDULE OF REVISED BUDGET AND BOOKED EXPENDITURE COMPARISON BY ADMINISTRATIVE UNIT FOR THE FY 2006-2007														
Nu. in million														
Sl.No.	ADMINISTRATIVE UNIT	REVISED APPROPRIATIONS				ACTUAL ANNUAL EXPENDITURE				AMOUNT OF VARIATION				%
		CURRENT	CAPITAL	LEN/REPAY	TOTAL	CURRENT	CAPITAL	LEN/REPAY	TOTAL	CURRENT	CAPITAL	LEN/REPAY	TOTAL	
230	UZORONG GEWOG, TRASHIGANG	0.379	1.735		2.114	0.365	1.700		2.065	0.014	0.035			2.3
231	YANGNEER GEWOG, TRASHIGANG	0.367	1.480		1.847	0.343	1.392		1.735	0.024	0.088			6.1
232	DZONGKHAG ADMINISTRATION, THIMPHU	251.218	200.825		452.043	246.374	136.522		382.896	4.844	64.303			15.3
233	BABI GEWOG, THIMPHU	0.473	1.038		1.511	0.461	0.538		0.999	0.012	0.500			33.9
234	CHANG GEWOG, THIMPHU	0.463	2.148		2.611	0.426	0.770		1.196	0.037	1.378			54.2
235	DAGALA GEWOG, THIMPHU	0.458	2.151		2.609	0.363	2.025		2.388	0.095	0.126			8.5
236	GAYNEY GEWOG, THIMPHU	0.448	3.042		3.490	0.443	1.664		2.106	0.005	1.378			39.6
237	KAWANG GEWOG, THIMPHU	0.448	1.883		2.331	0.436	0.311		0.746	0.012	1.572			68.0
238	LINGSHI GEWOG, THIMPHU	0.344	2.705		3.049	0.337	1.516		1.853	0.007	1.189			39.2
239	MEWANG GEWOG, THIMPHU	0.517	5.609		6.126	0.511	3.121		3.632	0.006	2.488			40.7
240	NARO GEWOG, THIMPHU	0.322	0.480		0.802	0.315	0.452		0.767	0.007	0.028			4.4
241	SOE GEWOG, THIMPHU	0.333	3.770		4.103	0.328	0.912		1.240	0.005	2.858			69.8
242	KHAME GEWOG, GASA	0.457	7.689		8.146	0.413	6.724		7.137	0.044	0.965			12.4
243	TOEBI GEWOG, THIMPHU	0.623	0.834		1.457	0.596	0.748		1.344	0.027	0.086			7.7
244	DZONGKHAG ADMINISTRATION, GASA	38.562	52.587		91.149	30.984	36.390		67.374	7.578	16.197			26.1
245	KHATOE GEWOG, GASA	0.770	2.436		3.206	0.650	1.769		2.419	0.120	0.667			24.6
246	LAYA GEWOG, GASA	0.607	1.121		1.728	0.414	0.853		1.267	0.193	0.268			26.7
247	LUNANA GEWOG, GASA	0.421	1.227		1.648	0.352	0.094		0.446	0.069	1.134			72.9
248	DZONGKHAG ADMINISTRATION, T/YANGTSE	108.125	53.478		161.603	99.655	42.019		141.673	8.470	11.459			12.3
249	BUMDELING GEWOG, TRASHIYANGTSE	0.363	3.357		3.720	0.351	2.822		3.173	0.012	0.535			14.7
250	JAMKHAR GEWOG, TRASHIYANGTSE	0.361	1.437		1.798	0.337	1.102		1.439	0.024	0.335			20.0
251	KAMDANG GEWOG, TRASHIYANGTSE	0.389	1.419		1.808	0.360	1.326		1.685	0.029	0.093			6.8
252	RAMJAR GEWOG, TRASHIYANGTSE	0.359	4.149		4.508	0.330	4.124		4.454	0.029	0.025			1.2
253	TOETSHO GEWOG, TRASHIYANGTSE	0.372	2.554		2.926	0.362	2.186		2.548	0.010	0.368			12.9
254	TONGSHANG GEWOG, TRASHIYANGTSE	0.378	0.652		1.030	0.355	0.485		0.840	0.023	0.167			18.4
255	YALLANG GEWOG, TRASHIYANGTSE	0.368	1.589		1.957	0.351	1.382		1.733	0.017	0.207			11.5
256	YANGTSE GEWOG, TRASHIYANGTSE	0.367	5.956		6.323	0.364	5.204		5.568	0.003	0.752			11.9
	TOTAL for CENTRAL, D/KHAGS & GEOGS	8463.530	11519.817	1509.859	21493.206	7636.225	7529.882	1132.140	16298.247	827.305	3989.935	377.720	5194.959	24.2
	Source: Department of National Budget & Spending Agencies													

Schedule 4: SCHEDULE OF SUMMARY OF EXPENDITURE BY OBJECT CLASS FOR THE FY 2006-2007						
OBJECT CODE	OBJECT CLASS	Nu. in million				
		RGOB	EXTERNAL		Total	% of Total
			GRANT	LOAN		
	CURRENT EXPENDITURE					
1.01	Pay & Allowances	2916.440	19.188		2935.628	18.01
2.01	Other Personnel Emoluments	310.170	6.303		316.473	1.94
3.01	Medical Benefits - Incountry	1.286			1.286	0.01
3.02	Medical Benefits - Outside Bhutan	125.884			125.884	0.77
4.01	Special Allowance	38.132	1.075		39.206	0.24
4.02	Special Allowance - Kidu/Pensioners	1.216			1.216	0.01
5.01	Stipends	175.478	3.477	0.622	179.576	1.10
11.01	Travel - Incountry	896.948	24.176		921.124	5.65
11.02	Travel - Outside Bhutan	72.503	13.184		85.687	0.53
12.01	Utilities -Telephones, Telex, Fax, E-mail, Internet	113.858	4.448	0.003	118.310	0.73
12.02	Utilities -Telegram, Wireless Transmission, Postage	23.433	0.602	0.013	24.049	0.15
12.03	Utilities - Electricity, Water, Sewerage	60.333	0.335		60.668	0.37
12.04	Utilities - Others	33.648	0.208		33.856	0.21
13.01	Rental of Properties - Buildings	46.057	1.614		47.671	0.29
13.02	Rental of Properties - Vehicles	8.919	10.708	0.268	19.895	0.12
13.03	Rental of Properties - Others	0.583			0.583	0.00
14.01	S & M - Office Supplies, Printing, Publications	171.137	28.598	0.571	200.306	1.23
14.02	S & M - Medicines & Laboratory Consumables	198.788	21.049		219.838	1.35
14.03	S & M - Fertilizers, Chemicals, Manures, Inoculants	3.143	0.694		3.837	0.02
14.04	S & M - Seeds, Seedlings	9.739	4.214	0.500	14.453	0.09
14.05	S & M - Animal Feeds	16.420	0.100		16.520	0.10
14.06	S & M - Uniforms, Extension Kits, Linens	44.092	4.131	0.749	48.971	0.30
14.07	S & M - Text Books, Library Books, Stationeries & Sports Item	147.312	2.559	1.198	151.069	0.93
14.08	S & M - Others	141.514	4.107	0.015	145.636	0.89
15.01	Maintenance of Property - Buildings	82.436	1.431	2.093	85.961	0.53
15.02	Maintenance of Property - Vehicles	151.820	4.966	1.404	158.190	0.97
15.03	Maintenance of Property - Roads	117.463	0.520	0.951	118.933	0.73
15.04	Maintenance of Property - Bridges	3.228	0.038		3.266	0.02
15.05	Maintenance of Property - Equipment	48.607	1.865	0.140	50.612	0.31
15.06	Maintenance of Property - Plantations	6.749	0.335		7.084	0.04
15.07	Maintenance of Property - Computers	19.099	1.942	0.268	21.309	0.13
15.08	Maintenance of Property - Others	8.104	1.014		9.118	0.06
17.01	Op. Exp. - Advertising	27.360	6.935		34.295	0.21
17.02	Op. Exp. - Taxes, Duties, Royalties, Handling Charges, Bank Charges	16.819	0.057		16.877	0.10
17.03	Op. Exp. - Transportation	44.002	0.731		44.733	0.27
17.04	Op. Exp. - Energy/Propulsion Charges	1.661			1.661	0.01
17.05	Op. Exp. - Purchase of Power	0.039	0.065		0.104	0.00
17.06	Op. Exp. - Items for Processing/ Manufacturing	9.423			9.423	0.06
17.07	Op. Exp. - Others	75.962	46.114	1.080	123.156	0.76
18.01	Hospitality & Entertainment	56.432	2.856		59.287	0.36
19.01	Write Off - Stocks, Loss of Cash/Goods	1.871	2.864		4.735	0.03
21.01	Current Grants - Individuals/Non-profit Orgs.	89.479	12.040	0.462	101.981	0.63
21.02	Current Grants - Sungchop	118.278			118.278	0.73
21.03	Current Grants - Rural Life Insurance Scheme	27.601			27.601	0.17
22.01	Current Grants - Financial Institutions	7.152			7.152	0.04
22.02	Current Grants - Non-Financial Institutions	216.002	1.090		217.092	1.33
24.01	Subscriptions to International Organisation	32.126	0.062		32.188	0.20
24.02	Contributions - Other Govts.	0.050			0.050	0.00
24.03	Contributions - Provident Fund	176.473	0.188		176.661	1.08
25.01	Retirement Benefits	51.368	0.073		51.441	0.32
31.01	Interest Payment - Internal	103.126			103.126	0.63
31.02	Interest Payment - External	340.168			340.168	2.09
	CURRENT TOTAL	7389.931	235.956	10.337	7636.225	46.85

Schedule 4: SCHEDULE OF SUMMARY OF EXPENDITURE BY OBJECT CLASS FOR THE FY 2006-2007						
OBJECT CODE	OBJECT CLASS	Nu. in million				
		RGOB	EXTERNAL		Total	% of Total
			GRANT	LOAN		
	CAPITAL EXPENDITURE					
41.01	Acquisition of Immobile Property - Land	60.776			60.776	0.37
41.02	Acquisition of Immobile Property - Buildings	2.321			2.321	0.01
45.01	Training - Human Resource Development	127.993	380.283	10.102	518.379	3.18
45.02	Training - Others	97.062	136.133	21.630	254.826	1.56
51.01	Exp. on Structure - Buildings	1075.624	822.427	282.554	2180.605	13.38
51.02	Exp. on Structure - Roads(incl.culverts,dms)	870.702	1017.032	56.115	1943.848	11.93
51.03	Exp. on Structure - Bridges	108.981	31.923	8.417	149.320	0.92
51.04	Exp. on Structure - Irrigation Channels	23.740	3.997	13.770	41.507	0.25
51.05	Exp. on Structure - Drainage Systems	9.918			9.918	0.06
51.06	Exp. on Structure - Water Supply & Sanitation	148.284	33.569	1.068	182.921	1.12
51.07	Exp. on Structure - Plantations	8.867	3.275	0.089	12.230	0.08
51.08	Exp. on Structure - Others	244.647	41.606	11.025	297.279	1.82
52.01	Plant & Equipt. - Roads	12.175	9.843		22.018	0.14
52.02	Plant & Equipt. - Power Generation	8.967	17.537		26.504	0.16
52.03	Plant & Equipt. - Power Trans. & Dist.	9.177	2.011		11.188	0.07
52.04	Plant & Equipt. - Telecommunications	16.439	1.049		17.488	0.11
52.05	Plant & Equipt. - Agricultural Machineries	5.997	6.430		12.427	0.08
52.06	Plant & Equipt. - Livestock	3.229	0.696	0.252	4.177	0.03
52.07	Plant & Equipt. - Hospital/Lab. Equipment	137.036	32.437	2.318	171.791	1.05
52.08	Plant & Equipt. - General Tools, Instruments	89.472	79.320	13.771	182.563	1.12
53.01	Purchase of Vehicles	70.150			70.150	0.43
54.01	Furniture	99.953	20.324	8.405	128.682	0.79
54.02	Office Equipment	61.952	21.034	2.354	85.340	0.52
54.03	Computers & Peripherals	109.702	42.641	8.365	160.709	0.99
55.01	Professional Services	62.889	206.296	36.744	305.928	1.88
61.01	Capital Grants - Individuals/Non-Profit Orgs.	58.071	11.408		69.479	0.43
61.02	Capital Grants - Sungchop	20.498			20.498	0.13
61.03	Capital Grants - Revolving Funds	2.805	0.171		2.976	0.02
62.02	Capital Grants - Non-Financial Institutions	63.260	220.698		283.958	1.74
63.01	Acquisition of Equities/Shares	52.960	247.118		300.078	1.84
	CAPITAL TOTAL	3663.648	3389.257	476.977	7529.882	46.20
	LENDING EXPENDITURE					
65.02	Loans - Enterprises	40.000		423.524	463.524	2.84
	LENDING TOTAL	40.000		423.524	463.524	2.84
	REPAYMENT EXPENDITURE					
70.01	Repayment of Debt Principal - Internal	175.302			175.302	1.08
70.02	Repayment of Debt Principal - External	493.314			493.314	3.03
	REPAYMENT TOTAL	668.616			668.616	4.10
	GRAND TOTAL	11762.195	3625.213	910.839	16298.247	100.00
Source: Spending Agencies						

EXPENDITURE SUMMARY BY IMF FUNCTIONAL CLASSIFICATION FOR THE FY 2006-2007														
AU Code	AU Acronym	PR Code	PR Name	Current	Capital	Lending	Repay	Total	RGoB	External			Total	% of G/Total
										Grants	Loans	Total		
01	General Public Services													
01.1	Exec./Legis. Organs, Fin./External Affairs													
101.01	HM/SECT	01	GENERAL ADMINISTRATION AND DIRECTION SERVICES	16.343	0.570			16.914	16.914				16.914	0.1
102.01	NAB	01	GENERAL ADMINISTRATION AND DIRECTION SERVICES	28.494	12.982			41.476	28.672	12.805		12.805	41.476	0.3
103.01	RAC	01	GENERAL ADMINISTRATION AND DIRECTION SERVICES	10.467	0.446			10.913	10.913				10.913	0.1
107.01	PCS SECT	01	GENERAL ADMINISTRATION AND DIRECTION SERVICES	11.565	6.509			18.074	10.714	7.360		7.360	18.074	0.1
108.01	AUDIT	01	GENERAL ADMINISTRATION AND DIRECTION SERVICES	47.830	4.638			52.468	50.478	1.990		1.990	52.468	0.3
109.01	RCSC SECT	01	GENERAL ADMINISTRATION AND DIRECTION SERVICES	17.553	80.523			98.075	18.259	79.816		79.816	98.075	0.6
114.01	NEC	01	GENERAL ADMINISTRATION AND DIRECTION SERVICES	18.594	20.764			39.358	12.763	26.595		26.595	39.358	0.2
116.01	CBS	01	GENERAL ADMINISTRATION AND DIRECTION SERVICES	11.697	2.335			14.032	8.214	5.818		5.818	14.032	0.1
118.01	CS SECT	01	GENERAL ADMINISTRATION AND DIRECTION SERVICES	8.014	0.803			8.817	8.817				8.817	0.1
120.01	OLA	01	GENERAL ADMINISTRATION AND DIRECTION SERVICES	7.140	5.166			12.306	9.188	3.118		3.118	12.306	0.1
122.01	NSB	01	GENERAL ADMINISTRATION AND DIRECTION SERVICES	17.312	1.670			18.983	9.473	9.510		9.510	18.983	0.1
123.01	OACC	01	GENERAL ADMINISTRATION AND DIRECTION SERVICES	8.838	5.479			14.316	9.037	5.280		5.280	14.316	0.1
124.01	OEC	01	GENERAL ADMINISTRATION AND DIRECTION SERVICES	54.306	102.271			156.577	102.261	54.316		54.316	156.577	1.0
125.01	HRH TPS	01	GENERAL ADMINISTRATION AND DIRECTION SERVICES	10.763	14.266			25.029	25.029				25.029	0.2
126.01	BNCA	01	GENERAL ADMINISTRATION AND DIRECTION SERVICES	1.006	1.224			2.229	2.229				2.229	0.0
201.01	MoHCA	01	GENERAL ADMINISTRATION AND DIRECTION SERVICES	31.453	3.341			34.794	34.233	0.560		0.560	34.794	0.2
202.01	MOF	01	GENERAL ADMINISTRATION AND DIRECTION SERVICES	168.465	64.800			233.265	230.799	2.467		2.467	233.265	1.4
203.01	MFA	01	GENERAL ADMINISTRATION AND DIRECTION SERVICES	68.558	4.632			73.189	72.498	0.691		0.691	73.189	0.4
401.01	DZ:CDA	01	GENERAL ADMINISTRATION AND DIRECTION SERVICES	25.475	28.387			53.862	53.862				53.862	0.3
401.02	GWG:SPG	01	GENERAL ADMINISTRATION AND DIRECTION SERVICES	0.353	0.142			0.495	0.495				0.495	0.0
401.03	GWG:BOG	01	GENERAL ADMINISTRATION AND DIRECTION SERVICES	0.428	0.151			0.579	0.579				0.579	0.0
401.04	GWG:CHG	01	GENERAL ADMINISTRATION AND DIRECTION SERVICES	0.365	0.171			0.536	0.536				0.536	0.0
401.05	GWG:DAG	01	GENERAL ADMINISTRATION AND DIRECTION SERVICES	0.308	0.074			0.382	0.382				0.382	0.0
401.06	GWG:GTG	01	GENERAL ADMINISTRATION AND DIRECTION SERVICES	0.311				0.311	0.311				0.311	0.0
401.07	GWG:LKG	01	GENERAL ADMINISTRATION AND DIRECTION SERVICES	0.382	0.074			0.456	0.456				0.456	0.0
401.08	GWG:DUG	01	GENERAL ADMINISTRATION AND DIRECTION SERVICES	0.324	1.396			1.719	1.719				1.719	0.0
401.09	GWG:GLG	01	GENERAL ADMINISTRATION AND DIRECTION SERVICES	0.330	1.363			1.693	1.693				1.693	0.0
401.10	GWG:MEG	01	GENERAL ADMINISTRATION AND DIRECTION SERVICES	0.367	0.020			0.387	0.387				0.387	0.0
401.11	GWG:PLG	01	GENERAL ADMINISTRATION AND DIRECTION SERVICES	0.320	0.100			0.420	0.420				0.420	0.0
401.12	GWG:BLG	01	GENERAL ADMINISTRATION AND DIRECTION SERVICES	0.412				0.412	0.412				0.412	0.0
402.01	DZ:HAA	01	GENERAL ADMINISTRATION AND DIRECTION SERVICES	11.786	1.508			13.294	13.294				13.294	0.1
402.02	GWG:BJE	01	GENERAL ADMINISTRATION AND DIRECTION SERVICES	0.339	0.171			0.510	0.510				0.510	0.0
402.03	GWG:KSH	01	GENERAL ADMINISTRATION AND DIRECTION SERVICES	0.343	0.251			0.595	0.595				0.595	0.0
402.04	GWG:SBY	01	GENERAL ADMINISTRATION AND DIRECTION SERVICES	0.340	0.079			0.419	0.419				0.419	0.0
402.05	GWG:SAM	01	GENERAL ADMINISTRATION AND DIRECTION SERVICES	0.217	0.142			0.359	0.359				0.359	0.0
402.06	GWG:USE	01	GENERAL ADMINISTRATION AND DIRECTION SERVICES	0.311	0.155			0.466	0.466				0.466	0.0
403.01	DZ:PARO	01	GENERAL ADMINISTRATION AND DIRECTION SERVICES	18.558	9.673			28.231	27.665	0.566		0.566	28.231	0.2
403.02	GWG:DOB	01	GENERAL ADMINISTRATION AND DIRECTION SERVICES	0.314	0.108			0.422	0.422				0.422	0.0
403.03	GWG:DOG	01	GENERAL ADMINISTRATION AND DIRECTION SERVICES	0.309	0.276			0.585	0.585				0.585	0.0
403.04	GWG:DOT	01	GENERAL ADMINISTRATION AND DIRECTION SERVICES	0.307	0.818			1.125	1.125				1.125	0.0
403.05	GWG:HOR	01	GENERAL ADMINISTRATION AND DIRECTION SERVICES	0.302	0.956			1.258	1.258				1.258	0.0
403.06	GWG:LAN	01	GENERAL ADMINISTRATION AND DIRECTION SERVICES	0.290	0.119			0.409	0.409				0.409	0.0
403.07	GWG:LUN	01	GENERAL ADMINISTRATION AND DIRECTION SERVICES	0.310	0.163			0.473	0.473				0.473	0.0
403.08	GWG:NAJ	01	GENERAL ADMINISTRATION AND DIRECTION SERVICES	0.293	0.119			0.411	0.411				0.411	0.0
403.09	GWG:SHA	01	GENERAL ADMINISTRATION AND DIRECTION SERVICES	0.296	0.259			0.555	0.555				0.555	0.0
403.10	GWG:TSE	01	GENERAL ADMINISTRATION AND DIRECTION SERVICES	0.254	0.934			1.188	1.188				1.188	0.0
403.11	GWG:WAN	01	GENERAL ADMINISTRATION AND DIRECTION SERVICES	0.313	0.318			0.631	0.631				0.631	0.0

EXPENDITURE SUMMARY BY IMF FUNCTIONAL CLASSIFICATION FOR THE FY 2006-2007														
AU Code	AU Acronym	PR Code	PR Name	Current	Capital	Lending	Repay	Total	RGoB	External			Total	% of G/Total
										Grants	Loans	Total		
404.01	DZ:SD	01	GENERAL ADMINISTRATION AND DIRECTION SERVICES	26.462	8.605			35.068	35.068				35.068	0.2
404.02	GWG:BARA	01	GENERAL ADMINISTRATION AND DIRECTION SERVICES	0.289				0.289	0.289				0.289	0.0
404.03	GWG:BIRU	01	GENERAL ADMINISTRATION AND DIRECTION SERVICES	0.289	0.202			0.491	0.491				0.491	0.0
404.04	GWG:CHAR	01	GENERAL ADMINISTRATION AND DIRECTION SERVICES	0.286	0.050			0.335	0.335				0.335	0.0
404.05	GWG:CHENI	01	GENERAL ADMINISTRATION AND DIRECTION SERVICES	0.278				0.278	0.278				0.278	0.0
404.06	GWG:DEN	01	GENERAL ADMINISTRATION AND DIRECTION SERVICES	0.293				0.293	0.293				0.293	0.0
404.07	GWG:DOR	01	GENERAL ADMINISTRATION AND DIRECTION SERVICES	0.311	0.087			0.398	0.398				0.398	0.0
404.08	GWG:DUMT	01	GENERAL ADMINISTRATION AND DIRECTION SERVICES	0.284	0.035			0.319	0.319				0.319	0.0
404.09	GWG:GHUMA	01	GENERAL ADMINISTRATION AND DIRECTION SERVICES	0.290	0.195			0.485	0.485				0.485	0.0
404.10	GWG:LHA	01	GENERAL ADMINISTRATION AND DIRECTION SERVICES	0.289	0.438			0.727	0.727				0.727	0.0
404.11	GWG:MAY	01	GENERAL ADMINISTRATION AND DIRECTION SERVICES	0.117				0.117	0.117				0.117	0.0
404.12	GWG:NAINI	01	GENERAL ADMINISTRATION AND DIRECTION SERVICES	0.295	0.746			1.041	1.041				1.041	0.0
404.13	GWG:PUG	01	GENERAL ADMINISTRATION AND DIRECTION SERVICES	0.282	0.195			0.477	0.477				0.477	0.0
404.14	GWG:SAM	01	GENERAL ADMINISTRATION AND DIRECTION SERVICES	0.299	0.060			0.359	0.359				0.359	0.0
404.15	GWG:SIP	01	GENERAL ADMINISTRATION AND DIRECTION SERVICES	0.299	0.606			0.904	0.904				0.904	0.0
404.16	GWG:TAD	01	GENERAL ADMINISTRATION AND DIRECTION SERVICES	0.287	0.290			0.577	0.577				0.577	0.0
404.17	GWG:TEN	01	GENERAL ADMINISTRATION AND DIRECTION SERVICES	0.288	0.060			0.347	0.347				0.347	0.0
405.01	DZ:TD	01	GENERAL ADMINISTRATION AND DIRECTION SERVICES	15.319	23.547			38.866	38.866				38.866	0.2
405.02	GWG:BEG	01	GENERAL ADMINISTRATION AND DIRECTION SERVICES	0.289	0.025			0.314	0.314				0.314	0.0
405.03	GWG:DUG	01	GENERAL ADMINISTRATION AND DIRECTION SERVICES	0.286	0.700			0.986	0.986				0.986	0.0
405.04	GWG:BAG	01	GENERAL ADMINISTRATION AND DIRECTION SERVICES	0.289	0.060			0.349	0.349				0.349	0.0
405.05	GWG:GOG	01	GENERAL ADMINISTRATION AND DIRECTION SERVICES	0.283	0.808			1.091	1.091				1.091	0.0
405.06	GWG:RAG	01	GENERAL ADMINISTRATION AND DIRECTION SERVICES	0.287	0.133			0.420	0.420				0.420	0.0
405.07	GWG:KIG	01	GENERAL ADMINISTRATION AND DIRECTION SERVICES	0.295	0.030			0.325	0.325				0.325	0.0
405.08	GWG:MEG	01	GENERAL ADMINISTRATION AND DIRECTION SERVICES	0.286	0.303			0.589	0.589				0.589	0.0
405.09	GWG:PAT	01	GENERAL ADMINISTRATION AND DIRECTION SERVICES	0.290	0.377			0.667	0.667				0.667	0.0
405.10	GWG:PGC	01	GENERAL ADMINISTRATION AND DIRECTION SERVICES	0.279	0.314			0.593	0.593				0.593	0.0
405.11	GWG:SHG	01	GENERAL ADMINISTRATION AND DIRECTION SERVICES	0.292	0.383			0.675	0.675				0.675	0.0
405.12	GWG:TSG	01	GENERAL ADMINISTRATION AND DIRECTION SERVICES	0.296	0.055			0.351	0.351				0.351	0.0
405.13	GWG:TGR	01	GENERAL ADMINISTRATION AND DIRECTION SERVICES	0.288				0.288	0.288				0.288	0.0
406.01	DZ:DDA	01	GENERAL ADMINISTRATION AND DIRECTION SERVICES	15.124	6.156			21.280	21.280				21.280	0.1
406.02	GWG:DOR	01	GENERAL ADMINISTRATION AND DIRECTION SERVICES	0.285	0.040			0.325	0.325				0.325	0.0
406.03	GWG:DRU	01	GENERAL ADMINISTRATION AND DIRECTION SERVICES	0.289				0.289	0.289				0.289	0.0
406.04	GWG:GESAR	01	GENERAL ADMINISTRATION AND DIRECTION SERVICES	0.278				0.278	0.278				0.278	0.0
406.05	GWG:GOSH	01	GENERAL ADMINISTRATION AND DIRECTION SERVICES	0.283	0.019			0.302	0.302				0.302	0.0
406.06	GWG:KAN	01	GENERAL ADMINISTRATION AND DIRECTION SERVICES	0.277	0.113			0.390	0.390				0.390	0.0
406.07	GWG:KHEBI	01	GENERAL ADMINISTRATION AND DIRECTION SERVICES	0.274	0.035			0.309	0.309				0.309	0.0
406.08	GWG:LAJA	01	GENERAL ADMINISTRATION AND DIRECTION SERVICES	0.276				0.276	0.276				0.276	0.0
406.09	GWG:T/DING	01	GENERAL ADMINISTRATION AND DIRECTION SERVICES	0.279	0.312			0.591	0.591				0.591	0.0
406.10	GWG:T/GANG	01	GENERAL ADMINISTRATION AND DIRECTION SERVICES	0.280	0.174			0.454	0.454				0.454	0.0
406.11	GWG:T/KHA	01	GENERAL ADMINISTRATION AND DIRECTION SERVICES	0.284	0.286			0.570	0.570				0.570	0.0
406.12	GWG:TEZA	01	GENERAL ADMINISTRATION AND DIRECTION SERVICES	0.282	1.072			1.354	1.354				1.354	0.0
407.01	DZ:PUN	01	GENERAL ADMINISTRATION AND DIRECTION SERVICES	19.248	8.112			27.361	27.361				27.361	0.2
407.02	GWG:CHHU	01	GENERAL ADMINISTRATION AND DIRECTION SERVICES	0.306	1.195			1.501	1.501				1.501	0.0
407.03	GWG:GOEN	01	GENERAL ADMINISTRATION AND DIRECTION SERVICES	0.292	1.210			1.501	1.501				1.501	0.0
407.04	GWG:GUMA	01	GENERAL ADMINISTRATION AND DIRECTION SERVICES	0.310	0.084			0.394	0.394				0.394	0.0
407.05	GWG:KAB	01	GENERAL ADMINISTRATION AND DIRECTION SERVICES	0.295				0.295	0.295				0.295	0.0
407.06	GWG:LING	01	GENERAL ADMINISTRATION AND DIRECTION SERVICES	0.293	0.764			1.057	1.057				1.057	0.0
407.07	GWG:SHE	01	GENERAL ADMINISTRATION AND DIRECTION SERVICES	0.280	0.012			0.292	0.292				0.292	0.0

EXPENDITURE SUMMARY BY IMF FUNCTIONAL CLASSIFICATION FOR THE FY 2006-2007														
AU Code	AU Acronym	PR Code	PR Name	Current	Capital	Lending	Repay	Total	RGoB	External			Total	% of G/Total
										Grants	Loans	Total		
407.08	GWG:TALO	01	GENERAL ADMINISTRATION AND DIRECTION SERVICES	0.296				0.296	0.296				0.296	0.0
407.09	GWG:TEO	01	GENERAL ADMINISTRATION AND DIRECTION SERVICES	0.295	0.012			0.307	0.307				0.307	0.0
407.10	GWG:ZOMI	01	GENERAL ADMINISTRATION AND DIRECTION SERVICES	0.292	0.656			0.948	0.948				0.948	0.0
408.01	DZ:WANG	01	GENERAL ADMINISTRATION AND DIRECTION SERVICES	17.176	2.434			19.610	19.610				19.610	0.1
408.02	GWG:BJE	01	GENERAL ADMINISTRATION AND DIRECTION SERVICES	0.293	0.040			0.333	0.333				0.333	0.0
408.03	GWG:DANGCHU	01	GENERAL ADMINISTRATION AND DIRECTION SERVICES	0.306				0.306	0.306				0.306	0.0
408.04	GWG:DAGA	01	GENERAL ADMINISTRATION AND DIRECTION SERVICES	0.293	0.100			0.393	0.393				0.393	0.0
408.05	GWG:GANGTE	01	GENERAL ADMINISTRATION AND DIRECTION SERVICES	0.288	0.502			0.790	0.790				0.790	0.0
408.06	GWG:GASETSHO G	01	GENERAL ADMINISTRATION AND DIRECTION SERVICES	0.300	0.120			0.420	0.420				0.420	0.0
408.07	GWG:GASETSHO W	01	GENERAL ADMINISTRATION AND DIRECTION SERVICES	0.283	0.097			0.380	0.380				0.380	0.0
408.08	GWG:KAZHI	01	GENERAL ADMINISTRATION AND DIRECTION SERVICES	0.291	0.413			0.704	0.704				0.704	0.0
408.09	GWG:NAHI	01	GENERAL ADMINISTRATION AND DIRECTION SERVICES	0.296	0.100			0.396	0.396				0.396	0.0
408.10	GWG:NYISHO	01	GENERAL ADMINISTRATION AND DIRECTION SERVICES	0.300	0.100			0.400	0.400				0.400	0.0
408.11	GWG:PHANGYUL	01	GENERAL ADMINISTRATION AND DIRECTION SERVICES	0.296	0.584			0.880	0.880				0.880	0.0
408.12	GWG:PHOBI	01	GENERAL ADMINISTRATION AND DIRECTION SERVICES	0.292	0.099			0.390	0.390				0.390	0.0
408.13	GWG:RUEPISA	01	GENERAL ADMINISTRATION AND DIRECTION SERVICES	0.297				0.297	0.297				0.297	0.0
408.14	GWG:SEPHU	01	GENERAL ADMINISTRATION AND DIRECTION SERVICES	0.296	0.621			0.917	0.917				0.917	0.0
408.15	GWG:ATHANG	01	GENERAL ADMINISTRATION AND DIRECTION SERVICES	0.288	0.099			0.387	0.387				0.387	0.0
408.16	GWG:THEDTSHO	01	GENERAL ADMINISTRATION AND DIRECTION SERVICES	0.300	0.100			0.400	0.400				0.400	0.0
409.01	DZ:BUMTHANG	01	GENERAL ADMINISTRATION AND DIRECTION SERVICES	12.388	6.963			19.351	19.104	0.247		0.247	19.351	0.1
409.02	GWG:CHHOEK	01	GENERAL ADMINISTRATION AND DIRECTION SERVICES	0.372	0.512			0.884	0.564	0.320		0.320	0.884	0.0
409.03	GWG:CHHUME	01	GENERAL ADMINISTRATION AND DIRECTION SERVICES	0.389	0.175			0.564	0.564				0.564	0.0
409.04	GWG:TANG	01	GENERAL ADMINISTRATION AND DIRECTION SERVICES	0.369	0.100			0.469	0.469				0.469	0.0
409.05	GWG:URA	01	GENERAL ADMINISTRATION AND DIRECTION SERVICES	0.367	0.599			0.965	0.645	0.320		0.320	0.965	0.0
410.01	DAS	01	GENERAL ADMINISTRATION AND DIRECTION SERVICES	27.058	6.047			33.104	33.104				33.104	0.2
410.02	BG	01	GENERAL ADMINISTRATION AND DIRECTION SERVICES	0.314	0.061			0.375	0.375				0.375	0.0
410.03	CG	01	GENERAL ADMINISTRATION AND DIRECTION SERVICES	0.295	0.057			0.353	0.353				0.353	0.0
410.04	DG	01	GENERAL ADMINISTRATION AND DIRECTION SERVICES	0.288				0.288	0.288				0.288	0.0
410.05	DG	01	GENERAL ADMINISTRATION AND DIRECTION SERVICES	0.278	1.130			1.408	1.408				1.408	0.0
410.06	DG	01	GENERAL ADMINISTRATION AND DIRECTION SERVICES	0.279	1.048			1.327	1.327				1.327	0.0
410.07	GG	01	GENERAL ADMINISTRATION AND DIRECTION SERVICES	0.297				0.297	0.297				0.297	0.0
410.08	HG	01	GENERAL ADMINISTRATION AND DIRECTION SERVICES	0.292	0.338			0.630	0.630				0.630	0.0
410.09	JG	01	GENERAL ADMINISTRATION AND DIRECTION SERVICES	0.310	0.153			0.463	0.463				0.463	0.0
410.10	LG	01	GENERAL ADMINISTRATION AND DIRECTION SERVICES	0.296	0.360			0.656	0.656				0.656	0.0
410.11	NG	01	GENERAL ADMINISTRATION AND DIRECTION SERVICES	0.288				0.288	0.288				0.288	0.0
410.12	S/TAR G	01	GENERAL ADMINISTRATION AND DIRECTION SERVICES	0.293				0.293	0.293				0.293	0.0
410.13	SZG	01	GENERAL ADMINISTRATION AND DIRECTION SERVICES	0.299				0.299	0.299				0.299	0.0
410.14	SIN G	01	GENERAL ADMINISTRATION AND DIRECTION SERVICES	0.281				0.281	0.281				0.281	0.0
410.16	UG	01	GENERAL ADMINISTRATION AND DIRECTION SERVICES	0.303	0.077			0.380	0.380				0.380	0.0
411.01	DZ:ZD	01	GENERAL ADMINISTRATION AND DIRECTION SERVICES	17.509	4.514			22.023	22.023				22.023	0.1
411.02	GWG:BG	01	GENERAL ADMINISTRATION AND DIRECTION SERVICES	0.298				0.298	0.298				0.298	0.0
411.03	GWG:BG	01	GENERAL ADMINISTRATION AND DIRECTION SERVICES	0.291	0.600			0.891	0.891				0.891	0.0
411.04	GWG:NG	01	GENERAL ADMINISTRATION AND DIRECTION SERVICES	0.304	0.790			1.094	1.094				1.094	0.0
411.05	GWG:NG	01	GENERAL ADMINISTRATION AND DIRECTION SERVICES	0.301	1.200			1.501	1.501				1.501	0.0
411.06	GWG:PG	01	GENERAL ADMINISTRATION AND DIRECTION SERVICES	0.302	0.030			0.332	0.332				0.332	0.0
411.07	GWG:SG	01	GENERAL ADMINISTRATION AND DIRECTION SERVICES	0.292				0.292	0.292				0.292	0.0
411.08	GWG:TG	01	GENERAL ADMINISTRATION AND DIRECTION SERVICES	0.303	0.164			0.467	0.467				0.467	0.0
411.09	GWG:GG	01	GENERAL ADMINISTRATION AND DIRECTION SERVICES	0.294				0.294	0.294				0.294	0.0
412.01	DZ:TRONGSA	01	GENERAL ADMINISTRATION AND DIRECTION SERVICES	13.624	36.304			49.928	29.502	20.426		20.426	49.928	0.3

EXPENDITURE SUMMARY BY IMF FUNCTIONAL CLASSIFICATION FOR THE FY 2006-2007														
AU Code	AU Acronym	PR Code	PR Name	Current	Capital	Lending	Repay	Total	RGoB	External			Total	% of G/Total
										Grants	Loans	Total		
412.02	GWG:DRAGTE	01	GENERAL ADMINISTRATION AND DIRECTION SERVICES	0.315	0.095			0.410	0.410				0.410	0.0
412.03	GWG:KORPHU	01	GENERAL ADMINISTRATION AND DIRECTION SERVICES	0.242	0.837			1.080	1.080				1.080	0.0
412.04	GWG:LANGTH	01	GENERAL ADMINISTRATION AND DIRECTION SERVICES	0.309	0.276			0.585	0.585				0.585	0.0
412.05	GWG:NUBI	01	GENERAL ADMINISTRATION AND DIRECTION SERVICES	0.271				0.271	0.271				0.271	0.0
412.06	GWG:TANGBI	01	GENERAL ADMINISTRATION AND DIRECTION SERVICES	0.299				0.299	0.299				0.299	0.0
413.01	DZ:DAL	01	GENERAL ADMINISTRATION AND DIRECTION SERVICES	13.584	4.133			17.716	17.716				17.716	0.1
413.02	GWG:GGA	01	GENERAL ADMINISTRATION AND DIRECTION SERVICES	0.355	0.250			0.605	0.605				0.605	0.0
413.03	GWG:JGA	01	GENERAL ADMINISTRATION AND DIRECTION SERVICES	0.325	0.044			0.369	0.369				0.369	0.0
413.04	GWG:KHO-GA	01	GENERAL ADMINISTRATION AND DIRECTION SERVICES	0.357	0.100			0.457	0.457				0.457	0.0
413.05	GWG:KUR-GA	01	GENERAL ADMINISTRATION AND DIRECTION SERVICES	0.314	0.050			0.364	0.364				0.364	0.0
413.06	GWG:MGA	01	GENERAL ADMINISTRATION AND DIRECTION SERVICES	0.337	0.290			0.627	0.627				0.627	0.0
413.07	GWG:MIN GA	01	GENERAL ADMINISTRATION AND DIRECTION SERVICES	0.357	0.097			0.454	0.454				0.454	0.0
413.08	GWG:MET GA	01	GENERAL ADMINISTRATION AND DIRECTION SERVICES	0.307	0.046			0.354	0.354				0.354	0.0
413.09	GWG:TGA	01	GENERAL ADMINISTRATION AND DIRECTION SERVICES	0.336	0.322			0.658	0.658				0.658	0.0
414.01	DZ:MONGAR	01	GENERAL ADMINISTRATION AND DIRECTION SERVICES	21.628	10.197			31.825	31.592	0.233		0.233	31.825	0.2
414.02	GWG:BALAM	01	GENERAL ADMINISTRATION AND DIRECTION SERVICES	0.318	0.930			1.248	1.248				1.248	0.0
414.03	GWG:CHALI	01	GENERAL ADMINISTRATION AND DIRECTION SERVICES	0.318	1.548			1.866	1.866				1.866	0.0
414.04	GWG:CHASKHAR	01	GENERAL ADMINISTRATION AND DIRECTION SERVICES	0.337	0.048			0.386	0.386				0.386	0.0
414.05	GWG:DRAMETSE	01	GENERAL ADMINISTRATION AND DIRECTION SERVICES	0.312	0.381			0.694	0.694				0.694	0.0
414.06	GWG:DREPONG	01	GENERAL ADMINISTRATION AND DIRECTION SERVICES	0.331	0.563			0.894	0.894				0.894	0.0
414.07	GWG:GONGDUE	01	GENERAL ADMINISTRATION AND DIRECTION SERVICES	0.348	0.046			0.395	0.395				0.395	0.0
414.08	GWG:JURMEY	01	GENERAL ADMINISTRATION AND DIRECTION SERVICES	0.334	0.858			1.192	1.192				1.192	0.0
414.09	GWG:KENGKHAR	01	GENERAL ADMINISTRATION AND DIRECTION SERVICES	0.361	2.185			2.546	2.546				2.546	0.0
414.10	GWG:MONGAR	01	GENERAL ADMINISTRATION AND DIRECTION SERVICES	0.370	0.254			0.624	0.624				0.624	0.0
414.11	GWG:NGATSHANG	01	GENERAL ADMINISTRATION AND DIRECTION SERVICES	0.333	0.344			0.677	0.677				0.677	0.0
414.12	GWG:SALENG	01	GENERAL ADMINISTRATION AND DIRECTION SERVICES	0.379	0.480			0.859	0.859				0.859	0.0
414.13	GWG:SHERIMUNG	01	GENERAL ADMINISTRATION AND DIRECTION SERVICES	0.341	0.669			1.010	1.010				1.010	0.0
414.14	GWG:ILAMBI GE	01	GENERAL ADMINISTRATION AND DIRECTION SERVICES	0.328	0.050			0.378	0.378				0.378	0.0
414.15	GWG:THANGRONG	01	GENERAL ADMINISTRATION AND DIRECTION SERVICES	0.333	0.050			0.383	0.383				0.383	0.0
414.16	GWG:TSAKALING	01	GENERAL ADMINISTRATION AND DIRECTION SERVICES	0.341	0.050			0.390	0.390				0.390	0.0
414.17	GWG:TSAMANG	01	GENERAL ADMINISTRATION AND DIRECTION SERVICES	0.326	0.265			0.592	0.592				0.592	0.0
414.18	GWG:NARANG	01	GENERAL ADMINISTRATION AND DIRECTION SERVICES	0.156	0.030			0.186	0.186				0.186	0.0
415.01	DZ:PEMAGATSHEL	01	GENERAL ADMINISTRATION AND DIRECTION SERVICES	17.228	1.359			18.587	18.587				18.587	0.1
415.02	GWG:CHONG	01	GENERAL ADMINISTRATION AND DIRECTION SERVICES	0.338	0.399			0.737	0.737				0.737	0.0
415.03	GWG:CHHIM	01	GENERAL ADMINISTRATION AND DIRECTION SERVICES	0.322	0.100			0.422	0.422				0.422	0.0
415.04	GWG:DUNG	01	GENERAL ADMINISTRATION AND DIRECTION SERVICES	0.329	0.302			0.631	0.428	0.203		0.203	0.631	0.0
415.05	GWG:KHA	01	GENERAL ADMINISTRATION AND DIRECTION SERVICES	0.351	0.450			0.801	0.445	0.357		0.357	0.801	0.0
415.06	GWG:SHU	01	GENERAL ADMINISTRATION AND DIRECTION SERVICES	0.370	0.100			0.470	0.470				0.470	0.0
415.07	GWG:YUR	01	GENERAL ADMINISTRATION AND DIRECTION SERVICES	0.335	0.153			0.488	0.435	0.053		0.053	0.488	0.0
415.08	GWG:ZOB	01	GENERAL ADMINISTRATION AND DIRECTION SERVICES	0.339	1.505			1.843	0.499	1.345		1.345	1.843	0.0
415.09	GWG:DECHENLING	01	GENERAL ADMINISTRATION AND DIRECTION SERVICES	0.282				0.282	0.282				0.282	0.0
415.10	GWG:NORBUGANG	01	GENERAL ADMINISTRATION AND DIRECTION SERVICES	0.264	0.153			0.417	0.417				0.417	0.0
415.11	GWG:NANONG	01	GENERAL ADMINISTRATION AND DIRECTION SERVICES	0.243	0.181			0.424	0.424				0.424	0.0
415.12	CHHOKHORLING GEWOG	01	GENERAL ADMINISTRATION AND DIRECTION SERVICES	0.169	0.030			0.199	0.199				0.199	0.0
416.01	DZ:DASJ	01	GENERAL ADMINISTRATION AND DIRECTION SERVICES	23.717	3.484			27.201	27.201				27.201	0.2
416.02	GWG:PG	01	GENERAL ADMINISTRATION AND DIRECTION SERVICES	0.362	0.150			0.512	0.512				0.512	0.0
416.03	GWG:P/THANG	01	GENERAL ADMINISTRATION AND DIRECTION SERVICES	0.323	0.015			0.338	0.338				0.338	0.0
416.04	GWG:DG	01	GENERAL ADMINISTRATION AND DIRECTION SERVICES	0.073				0.073	0.073				0.073	0.0
416.05	GWG:GG	01	GENERAL ADMINISTRATION AND DIRECTION SERVICES	0.338	0.049			0.387	0.387				0.387	0.0

EXPENDITURE SUMMARY BY IMF FUNCTIONAL CLASSIFICATION FOR THE FY 2006-2007														
AU Code	AU Acronym	PR Code	PR Name	Current	Capital	Lending	Repay	Total	RGoB	External			Total	% of G/Total
										Grants	Loans	Total		
416.06	GWG:LG	01	GENERAL ADMINISTRATION AND DIRECTION SERVICES	0.324	0.014			0.338	0.338				0.338	0.0
416.07	GWG:LAURI	01	GENERAL ADMINISTRATION AND DIRECTION SERVICES	0.353				0.353	0.353				0.353	0.0
416.08	GWG:MG	01	GENERAL ADMINISTRATION AND DIRECTION SERVICES	0.366	0.150			0.515	0.515				0.515	0.0
416.09	GWG:NG	01	GENERAL ADMINISTRATION AND DIRECTION SERVICES	0.069				0.069	0.069				0.069	0.0
416.10	GWG:OG	01	GENERAL ADMINISTRATION AND DIRECTION SERVICES	0.335	0.071			0.406	0.406				0.406	0.0
416.11	GWG:SG	01	GENERAL ADMINISTRATION AND DIRECTION SERVICES	0.102	0.015			0.117	0.117				0.117	0.0
416.12	GWG:SERTHI	01	GENERAL ADMINISTRATION AND DIRECTION SERVICES	0.354	0.015			0.369	0.369				0.369	0.0
416.13	GWG:DEO	01	GENERAL ADMINISTRATION AND DIRECTION SERVICES	0.220				0.220	0.220				0.220	0.0
416.14	GWG:WANG	01	GENERAL ADMINISTRATION AND DIRECTION SERVICES	0.190	0.019			0.209	0.209				0.209	0.0
417.01	DZ:DAT	01	GENERAL ADMINISTRATION AND DIRECTION SERVICES	26.416	10.239			36.655	36.256	0.399		0.399	36.655	0.2
417.02	GWG:BARTSHAM	01	GENERAL ADMINISTRATION AND DIRECTION SERVICES	0.355	0.399			0.754	0.754				0.754	0.0
417.03	GWG:PIDUNG	01	GENERAL ADMINISTRATION AND DIRECTION SERVICES	0.362	0.328			0.689	0.689				0.689	0.0
417.04	GWG:KANGLUNG	01	GENERAL ADMINISTRATION AND DIRECTION SERVICES	0.343	0.410			0.753	0.753				0.753	0.0
417.05	GWG:KANGPARA	01	GENERAL ADMINISTRATION AND DIRECTION SERVICES	0.334	0.386			0.721	0.721				0.721	0.0
417.06	GWG:KHALING	01	GENERAL ADMINISTRATION AND DIRECTION SERVICES	0.369	0.418			0.787	0.787				0.787	0.0
417.07	GWG:LUMANG	01	GENERAL ADMINISTRATION AND DIRECTION SERVICES	0.369	0.385			0.754	0.754				0.754	0.0
417.08	GWG:MERAH	01	GENERAL ADMINISTRATION AND DIRECTION SERVICES	0.323	0.250			0.573	0.573				0.573	0.0
417.09	GWG:NANONG	01	GENERAL ADMINISTRATION AND DIRECTION SERVICES	0.110				0.110	0.110				0.110	0.0
417.10	GWG:PHONGMEY	01	GENERAL ADMINISTRATION AND DIRECTION SERVICES	0.379	0.887			1.266	1.266				1.266	0.0
417.11	GWG:RADHI	01	GENERAL ADMINISTRATION AND DIRECTION SERVICES	0.360	0.398			0.758	0.758				0.758	0.0
417.12	GWG:SAKTEN	01	GENERAL ADMINISTRATION AND DIRECTION SERVICES	0.329	0.099			0.429	0.429				0.429	0.0
417.13	GWG:SAMKHAR	01	GENERAL ADMINISTRATION AND DIRECTION SERVICES	0.354	0.384			0.738	0.738				0.738	0.0
417.14	GWG:SHONGPHU	01	GENERAL ADMINISTRATION AND DIRECTION SERVICES	0.354	0.239			0.593	0.593				0.593	0.0
417.15	GWG:THRIMSHING	01	GENERAL ADMINISTRATION AND DIRECTION SERVICES	0.295	0.183			0.478	0.478				0.478	0.0
417.16	GWG:UZORONG	01	GENERAL ADMINISTRATION AND DIRECTION SERVICES	0.365	0.391			0.756	0.756				0.756	0.0
417.17	GWG:YANGNEER	01	GENERAL ADMINISTRATION AND DIRECTION SERVICES	0.343	0.185			0.528	0.528				0.528	0.0
418.01	DZ:THIMPHU	01	GENERAL ADMINISTRATION AND DIRECTION SERVICES	23.623	45.115			68.737	68.737				68.737	0.4
418.02	GWG:BABI	01	GENERAL ADMINISTRATION AND DIRECTION SERVICES	0.436	0.320			0.756	0.756				0.756	0.0
418.03	GWG:CHANG	01	GENERAL ADMINISTRATION AND DIRECTION SERVICES	0.416	0.198			0.614	0.614				0.614	0.0
418.04	GWG:DAGALA	01	GENERAL ADMINISTRATION AND DIRECTION SERVICES	0.320	1.471			1.791	1.791				1.791	0.0
418.05	GWG:GAYNEY	01	GENERAL ADMINISTRATION AND DIRECTION SERVICES	0.331	0.198			0.529	0.529				0.529	0.0
418.06	GWG:KAWANG	01	GENERAL ADMINISTRATION AND DIRECTION SERVICES	0.401	0.016			0.417	0.417				0.417	0.0
418.07	GWG:LINGSH	01	GENERAL ADMINISTRATION AND DIRECTION SERVICES	0.327	0.227			0.553	0.553				0.553	0.0
418.08	GWG:MEWANG	01	GENERAL ADMINISTRATION AND DIRECTION SERVICES	0.477	0.142			0.619	0.619				0.619	0.0
418.09	GWG:NARO	01	GENERAL ADMINISTRATION AND DIRECTION SERVICES	0.310	0.149			0.459	0.459				0.459	0.0
418.10	GWG:SOE	01	GENERAL ADMINISTRATION AND DIRECTION SERVICES	0.318	0.219			0.537	0.537				0.537	0.0
418.12	GWG:TOEBI	01	GENERAL ADMINISTRATION AND DIRECTION SERVICES	0.422	0.154			0.576	0.576				0.576	0.0
419.01	DZ:GADZONG	01	GENERAL ADMINISTRATION AND DIRECTION SERVICES	8.625	1.199			9.824	9.824				9.824	0.1
419.02	GWG:KHAME	01	GENERAL ADMINISTRATION AND DIRECTION SERVICES	0.292	0.171			0.463	0.418	0.045		0.045	0.463	0.0
419.03	GWG:KHATOE	01	GENERAL ADMINISTRATION AND DIRECTION SERVICES	0.275	1.367			1.642	1.642				1.642	0.0
419.04	GWG:LAYA	01	GENERAL ADMINISTRATION AND DIRECTION SERVICES	0.286				0.286	0.286				0.286	0.0
419.05	GWG:LUNANA	01	GENERAL ADMINISTRATION AND DIRECTION SERVICES	0.280				0.280	0.280				0.280	0.0
420.01	DZ:YANGTSE	01	GENERAL ADMINISTRATION AND DIRECTION SERVICES	13.855	1.658			15.512	15.512				15.512	0.1
420.02	GWG: BUMDE	01	GENERAL ADMINISTRATION AND DIRECTION SERVICES	0.351				0.351	0.351				0.351	0.0
420.03	GWG: JAMKH	01	GENERAL ADMINISTRATION AND DIRECTION SERVICES	0.337	1.000			1.337	1.337				1.337	0.0
420.04	GWG: KHAMD	01	GENERAL ADMINISTRATION AND DIRECTION SERVICES	0.360				0.360	0.360				0.360	0.0
420.05	GWG: RAMJA	01	GENERAL ADMINISTRATION AND DIRECTION SERVICES	0.330				0.330	0.330				0.330	0.0
420.06	GWG: TOETS	01	GENERAL ADMINISTRATION AND DIRECTION SERVICES	0.362				0.362	0.362				0.362	0.0
420.07	GWG: TONGS	01	GENERAL ADMINISTRATION AND DIRECTION SERVICES	0.355				0.355	0.355				0.355	0.0

EXPENDITURE SUMMARY BY IMF FUNCTIONAL CLASSIFICATION FOR THE FY 2006-2007														
AU Code	AU Acronym	PR Code	PR Name	Current	Capital	Lending	Repay	Total	RGoB	External			Total	% of G/Total
										Grants	Loans	Total		
420.08	GWG: YALLA	01	GENERAL ADMINISTRATION AND DIRECTION SERVICES	0.351	0.075			0.426	0.426				0.426	0.0
420.09	GWG: YANGT	01	GENERAL ADMINISTRATION AND DIRECTION SERVICES	0.364	1.000			1.364	1.364				1.364	0.0
202.01	MOF	09	REVENUE & CUSTOMS SERVICES	110.518	35.945			146.463	140.388	6.075		6.075	146.463	0.9
202.01	MOF	10	AID & DEBT MANAGEMENT SERVICES	351.515	12.676	463.524	493.314	1,321.029	882.828	14.677	423.524	438.201	1,321.029	8.1
202.01	MOF	12	NATIONAL PROPERTY SERVICES	47.972	12.326			60.297	60.297				60.297	0.4
203.01	MFA	13	FOREIGN RELATIONS ABROAD	152.286	11.423			163.710	163.710				163.710	1.0
201.01	MoHCA	44	IMMIGRATION SERVICES	15.343	3.340			18.683	17.639	1.044		1.044	18.683	0.1
201.01	MoHCA	47	DEPARTMENT OF LOCAL GOVERNANCE	5.231	11.740			16.971	9.891	7.079		7.079	16.971	0.1
202.01	MOF	48	DEPARTMENT OF NATIONAL BUDGET	7.528	12.618			20.146	11.010	9.136		9.136	20.146	0.1
202.01	MOF	49	DEPARTMENT OF PUBLIC ACCOUNTS	495.537	404.743		175.302	1,075.582	795.383	280.200		280.200	1,075.582	6.6
			Sub Classification Total 01.1	2,156.751	1,114.802	463.524	668.616	4,403.693	3,427.120	553.048	423.524	976.572	4,403.693	27.0
01.4	General Services													
205.01	MOA	06	SURVEY AND LAND RECORD SERVICES	43.696	15.079			58.775	50.972	7.803		7.803	58.775	0.4
401.01	DZ:CDA	06	SURVEY AND LAND RECORD SERVICES	1.833	0.140			1.973	1.973				1.973	0.0
402.01	DZ:HAA	06	SURVEY AND LAND RECORD SERVICES	0.732	0.220			0.952	0.952				0.952	0.0
403.01	DZ:PARO	06	SURVEY AND LAND RECORD SERVICES	1.020	0.210			1.231	1.231				1.231	0.0
404.01	DZ:SD	06	SURVEY AND LAND RECORD SERVICES	1.842	0.065			1.907	1.907				1.907	0.0
405.01	DZ:TD	06	SURVEY AND LAND RECORD SERVICES	0.963	0.092			1.055	1.055				1.055	0.0
406.01	DZ:DDA	06	SURVEY AND LAND RECORD SERVICES	0.829	0.050			0.879	0.879				0.879	0.0
407.01	DZ:PUN	06	SURVEY AND LAND RECORD SERVICES	0.942	0.050			0.992	0.992				0.992	0.0
408.01	DZ:WANG	06	SURVEY AND LAND RECORD SERVICES	1.383	0.126			1.509	1.509				1.509	0.0
409.01	DZ:BUMTHANG	06	SURVEY AND LAND RECORD SERVICES	0.740	0.015			0.755	0.755				0.755	0.0
410.01	DAS	06	SURVEY AND LAND RECORD SERVICES	1.526	0.083			1.609	1.609				1.609	0.0
411.01	DZ:ZD	06	SURVEY AND LAND RECORD SERVICES	1.045	0.085			1.130	1.130				1.130	0.0
412.01	DZ:TRONGSA	06	SURVEY AND LAND RECORD SERVICES	0.999	0.290			1.289	1.289				1.289	0.0
413.01	DZ:DAL	06	SURVEY AND LAND RECORD SERVICES	0.701	0.368			1.069	1.069				1.069	0.0
414.01	DZ:MONGAR	06	SURVEY AND LAND RECORD SERVICES	1.190				1.190	1.190				1.190	0.0
415.01	DZ:PEMAGATSHL	06	SURVEY AND LAND RECORD SERVICES	0.789	0.119			0.908	0.908				0.908	0.0
416.01	DZ:DASJ	06	SURVEY AND LAND RECORD SERVICES	1.158	0.193			1.351	1.351				1.351	0.0
417.01	DZ:DAT	06	SURVEY AND LAND RECORD SERVICES	0.876	0.290			1.167	1.167				1.167	0.0
418.01	DZ:THIMPHU	06	SURVEY AND LAND RECORD SERVICES	1.252	0.128			1.380	1.380				1.380	0.0
419.01	DZ:GADZONG	06	SURVEY AND LAND RECORD SERVICES	0.166				0.166	0.166				0.166	0.0
420.01	DZ:YANGTSE	06	SURVEY AND LAND RECORD SERVICES	0.886	0.004			0.890	0.890				0.890	0.0
			Sub Classification Total 01.4	64.568	17.606	0.000	0.000	82.175	74.372	7.803	0.000	7.803	82.175	0.5
01.5	General Public Services Not Elsewhere Class.													
212.01	MoLHR	38	BHUTAN VOCATIONAL QUALIFICATION AUTHORITY	3.215	3.549			6.764	5.429	1.335		1.335	6.764	0.0
212.01	MoLHR	41	EMPLOYMENT SERVICES	9.183	3.040			12.223	12.223				12.223	0.1
209.01	MoIC	42	INFORMATION AND TECHNOLOGY SERVICES	13.576	60.446			74.022	31.647	42.375		42.375	74.022	0.5
209.01	MoIC	43	INFORMATION AND MEDIA SERVICES	2.209	0.757			2.965	2.965				2.965	0.0
			Sub Classification Total 01.5	28.183	67.791	0.000	0.000	95.974	52.264	43.710	0.000	43.710	95.974	0.6
			Classification Total 01	2,249.502	1,200.200	463.524	668.616	4,581.842	3,553.756	604.562	423.524	1,028.086	4,581.842	28.1
03	Public Order and Safety Affairs													
106.01	JUDICIAL S	01	GENERAL ADMINISTRATION AND DIRECTION SERVICES	91.777	113.475			205.253	171.737	33.516		33.516	205.253	1.3
201.01	MoHCA	03	ROYAL BHUTAN POLICE SERVICES	480.515	93.726			574.242	570.266	3.976		3.976	574.242	3.5
			Sub Classification Total 03.1	572.293	207.201	0.000	0.000	779.494	742.002	37.492	0.000	37.492	779.494	4.8
03.4	Public Order and Safety Affairs N.E.C.													
201.01	MoHCA	07	REGISTRATION AND CENSUS SERVICES	29.798	12.348			42.146	35.684	6.462		6.462	42.146	0.3
401.01	DZ:CDA	07	REGISTRATION AND CENSUS SERVICES	9.945	0.829			10.775	10.775				10.775	0.1
402.01	DZ:HAA	07	REGISTRATION AND CENSUS SERVICES	0.986	0.050			1.036	1.036				1.036	0.0

EXPENDITURE SUMMARY BY IMF FUNCTIONAL CLASSIFICATION FOR THE FY 2006-2007														
AU Code	AU Acronym	PR Code	PR Name	Current	Capital	Lending	Repay	Total	RGoB	External			Total	% of G/Total
										Grants	Loans	Total		
403.01	DZ:PARO	07	REGISTRATION AND CENSUS SERVICES	0.778	0.050			0.828	0.828				0.828	0.0
404.01	DZ:SD	07	REGISTRATION AND CENSUS SERVICES	3.912	1.500			5.412	5.412				5.412	0.0
405.01	DZ:TD	07	REGISTRATION AND CENSUS SERVICES	0.647	0.050			0.697	0.697				0.697	0.0
406.01	DZ:DDA	07	REGISTRATION AND CENSUS SERVICES	0.749				0.749	0.749				0.749	0.0
407.01	DZ:PUN	07	REGISTRATION AND CENSUS SERVICES	0.764				0.764	0.764				0.764	0.0
408.01	DZ:WANG	07	REGISTRATION AND CENSUS SERVICES	0.734				0.734	0.734				0.734	0.0
409.01	DZ:BUMTHANG	07	REGISTRATION AND CENSUS SERVICES	0.601	0.038			0.640	0.640				0.640	0.0
410.01	DAS	07	REGISTRATION AND CENSUS SERVICES	5.565	1.106			6.671	6.671				6.671	0.0
411.01	DZ:ZD	07	REGISTRATION AND CENSUS SERVICES	0.749	0.027			0.776	0.776				0.776	0.0
412.01	DZ:TRONGSA	07	REGISTRATION AND CENSUS SERVICES	0.665				0.665	0.665				0.665	0.0
413.01	DZ:DAL	07	REGISTRATION AND CENSUS SERVICES	0.495	0.050			0.545	0.545				0.545	0.0
414.01	DZ:MONGAR	07	REGISTRATION AND CENSUS SERVICES	0.488				0.488	0.488				0.488	0.0
415.01	DZ:PEMAGATSHL	07	REGISTRATION AND CENSUS SERVICES	0.636				0.636	0.636				0.636	0.0
416.01	DZ:DASJ	07	REGISTRATION AND CENSUS SERVICES	4.176	0.176			4.351	4.351				4.351	0.0
417.01	DZ:DAT	07	REGISTRATION AND CENSUS SERVICES	1.001	0.059			1.060	1.060				1.060	0.0
418.01	DZ:THIMPHU	07	REGISTRATION AND CENSUS SERVICES	0.882	0.085			0.967	0.967				0.967	0.0
420.01	DZ:YANGTSE	07	REGISTRATION AND CENSUS SERVICES	0.528	0.084			0.611	0.611				0.611	0.0
			Sub Classification Total 03.4	64.098	16.452	0.000	0.000	80.549	74.087	6.462	0.000	6.462	80.549	0.5
			Classification Total 03	636.390	223.653	0.000	0.000	860.043	816.089	43.954	0.000	43.954	860.043	5.3
04	Education Affairs and Services													
211.01	MOE	01	GENERAL ADMINISTRATION AND DIRECTION SERVICES	75.767	334.345			410.112	95.127	42.872	272.113	314.985	410.112	2.5
115.01	RIM	01	GENERAL ADMINISTRATION AND DIRECTION SERVICES	20.494	26.065			46.558	37.292	9.266		9.266	46.558	0.3
121.01	RUB	01	GENERAL ADMINISTRATION AND DIRECTION SERVICES	13.780	14.017			27.797	25.763	2.034		2.034	27.797	0.2
121.01	RUB	46	COLLEGE SERVICES	196.555	102.018			298.573	262.660	35.913		35.913	298.573	1.8
			Sub Classification Total 04	306.596	476.445	0.000	0.000	783.041	420.843	90.085	272.113	362.198	783.041	4.8
04.1	Pre-primary and Primary Educ. Affairs & Serv.													
401.01	DZ:CDA	14	EDUCATION SERVICES	125.953	23.658			149.611	149.336	0.275		0.275	149.611	0.9
401.03	GWG:BOG	14	EDUCATION SERVICES		0.245			0.245	0.245				0.245	0.0
401.04	GWG:CHG	14	EDUCATION SERVICES		0.234			0.234	0.234				0.234	0.0
401.07	GWG:LKG	14	EDUCATION SERVICES		0.200			0.200	0.200				0.200	0.0
401.10	GWG:MEG	14	EDUCATION SERVICES											
401.11	GWG:PLG	14	EDUCATION SERVICES		0.145			0.145	0.145				0.145	0.0
402.01	DZ:HAA	14	EDUCATION SERVICES	34.603	5.890			40.492	39.898	0.594		0.594	40.492	0.2
403.01	DZ:PARO	14	EDUCATION SERVICES	83.328	25.477			108.805	93.888	14.917		14.917	108.805	0.7
403.04	GWG:DOT	14	EDUCATION SERVICES		0.231			0.231	0.231				0.231	0.0
404.01	DZ:SD	14	EDUCATION SERVICES	75.664	18.376			94.040	87.496	6.544		6.544	94.040	0.6
404.10	GWG:LHA	14	EDUCATION SERVICES		0.900			0.900	0.900	0.900		0.900	0.900	0.0
404.16	GWG:TAD	14	EDUCATION SERVICES		0.199			0.199	0.199				0.199	0.0
405.01	DZ:TD	14	EDUCATION SERVICES	33.045	43.641			76.687	37.140	39.546		39.546	76.687	0.5
405.02	GWG:BEG	14	EDUCATION SERVICES											
405.09	GWG:PAT	14	EDUCATION SERVICES											
405.11	GWG:SHG	14	EDUCATION SERVICES		0.200			0.200	0.200				0.200	0.0
406.01	DZ:DDA	14	EDUCATION SERVICES	35.651	5.813			41.465	41.251	0.213		0.213	41.465	0.3
406.05	GWG:GOSH	14	EDUCATION SERVICES		0.023			0.023	0.023				0.023	0.0
406.07	GWG:KHEBI	14	EDUCATION SERVICES		0.214			0.214	0.122	0.092		0.092	0.214	0.0
406.10	GWG:T/GANG	14	EDUCATION SERVICES		0.325			0.325		0.325		0.325	0.325	0.0
406.11	GWG:T/KHA	14	EDUCATION SERVICES		0.383			0.383		0.383		0.383	0.383	0.0
407.01	DZ:PUN	14	EDUCATION SERVICES	51.814	48.616			100.430	65.009	35.421		35.421	100.430	0.6
407.02	GWG:CHHU	14	EDUCATION SERVICES		0.231			0.231	0.231				0.231	0.0

EXPENDITURE SUMMARY BY IMF FUNCTIONAL CLASSIFICATION FOR THE FY 2006-2007														
AU Code	AU Acronym	PR Code	PR Name	Current	Capital	Lending	Repay	Total	RGoB	External			Total	% of G/Total
										Grants	Loans	Total		
407.03	GWG:GOEN	14	EDUCATION SERVICES		0.562			0.562	0.562				0.562	0.0
407.04	GWG:GUMA	14	EDUCATION SERVICES		0.397			0.397	0.397				0.397	0.0
407.08	GWG:TALO	14	EDUCATION SERVICES		0.131			0.131	0.131				0.131	0.0
407.10	GWG:ZOMI	14	EDUCATION SERVICES		0.140			0.140	0.140				0.140	0.0
408.01	DZ:WANG	14	EDUCATION SERVICES	65.927	30.659			96.586	71.072	25.514		25.514	96.586	0.6
408.02	GWG:BJE	14	EDUCATION SERVICES		0.129			0.129	0.129				0.129	0.0
408.08	GWG:KAZHI	14	EDUCATION SERVICES											
408.13	GWG:RUEPISA	14	EDUCATION SERVICES		0.228			0.228	0.228				0.228	0.0
408.14	GWG:SEPHU	14	EDUCATION SERVICES		0.404			0.404	0.404				0.404	0.0
408.15	GWG:ATHANG	14	EDUCATION SERVICES		0.250			0.250	0.250				0.250	0.0
408.16	GWG:THEDTSHO	14	EDUCATION SERVICES		0.413			0.413		0.413		0.413	0.413	0.0
409.01	DZ:BUMTHANG	14	EDUCATION SERVICES	45.929	10.246			56.176	55.691		0.485	0.485	56.176	0.3
409.02	GWG:CHHOEK	14	EDUCATION SERVICES		0.454			0.454	0.454				0.454	0.0
409.03	GWG:CHHUME	14	EDUCATION SERVICES		0.725			0.725	0.725				0.725	0.0
409.04	GWG:TANG	14	EDUCATION SERVICES		0.300			0.300	0.300				0.300	0.0
409.05	GWG:URA	14	EDUCATION SERVICES		0.300			0.300	0.300				0.300	0.0
410.01	DAS	14	EDUCATION SERVICES	66.070	4.171			70.242	70.242				70.242	0.4
410.02	BG	14	EDUCATION SERVICES		0.066			0.066	0.066				0.066	0.0
411.01	DZ:ZD	14	EDUCATION SERVICES	60.610	7.127			67.737	66.916	0.821		0.821	67.737	0.4
411.02	GWG:BG	14	EDUCATION SERVICES		0.997			0.997	0.199	0.797		0.797	0.997	0.0
411.03	GWG:BG	14	EDUCATION SERVICES		1.317			1.317		1.317		1.317	1.317	0.0
411.04	GWG:NG	14	EDUCATION SERVICES		0.822			0.822	0.414	0.408		0.408	0.822	0.0
411.05	GWG:NG	14	EDUCATION SERVICES		1.058			1.058	0.158	0.900		0.900	1.058	0.0
411.06	GWG:PG	14	EDUCATION SERVICES		0.527			0.527	0.230	0.297		0.297	0.527	0.0
411.07	GWG:SG	14	EDUCATION SERVICES		0.600			0.600	0.600				0.600	0.0
411.09	GWG:GG	14	EDUCATION SERVICES		0.290			0.290	0.290				0.290	0.0
412.01	DZ:TRONGSA	14	EDUCATION SERVICES	45.679	11.227			56.906	55.280	1.126	0.500	1.626	56.906	0.3
412.03	GWG:KORPHU	14	EDUCATION SERVICES		1.018			1.018	1.018				1.018	0.0
412.04	GWG:LANGTH	14	EDUCATION SERVICES		0.020			0.020	0.020				0.020	0.0
412.06	GWG:TANGBI	14	EDUCATION SERVICES		0.500			0.500	0.500				0.500	0.0
413.01	DZ:DAL	14	EDUCATION SERVICES	45.544	9.162			54.707	54.648	0.058		0.058	54.707	0.3
413.02	GWG:GGA	14	EDUCATION SERVICES		0.256			0.256	0.256				0.256	0.0
413.04	GWG:KHO-GA	14	EDUCATION SERVICES		0.517			0.517	0.517				0.517	0.0
413.05	GWG:KUR-GA	14	EDUCATION SERVICES		0.247			0.247	0.247				0.247	0.0
413.06	GWG:MGA	14	EDUCATION SERVICES		0.138			0.138	0.138				0.138	0.0
413.07	GWG:MIN GA	14	EDUCATION SERVICES		0.193			0.193	0.193				0.193	0.0
413.08	GWG:MET GA	14	EDUCATION SERVICES		0.299			0.299	0.299				0.299	0.0
413.09	GWG:TGA	14	EDUCATION SERVICES		1.118			1.118	1.118				1.118	0.0
414.01	DZ:MONGAR	14	EDUCATION SERVICES	91.583	13.896			105.479	104.243	0.736	0.500	1.236	105.479	0.6
414.05	GWG:DRAMETSE	14	EDUCATION SERVICES		0.300			0.300	0.300				0.300	0.0
414.06	GWG:DREPONG	14	EDUCATION SERVICES		0.400			0.400	0.400				0.400	0.0
414.07	GWG:GONGDUE	14	EDUCATION SERVICES		0.499			0.499	0.499				0.499	0.0
414.10	GWG:MONGAR	14	EDUCATION SERVICES		0.300			0.300	0.300				0.300	0.0
414.15	GWG:THANGRONG	14	EDUCATION SERVICES		0.190			0.190	0.190				0.190	0.0
414.16	GWG:TSAKALING	14	EDUCATION SERVICES		0.496			0.496		0.496		0.496	0.496	0.0
414.17	GWG:TSAMANG	14	EDUCATION SERVICES		0.280			0.280	0.280				0.280	0.0
415.01	DZ:PEMAGATSHEL	14	EDUCATION SERVICES	64.833	14.568			79.401	79.261	0.139		0.139	79.401	0.5
415.02	GWG:CHONG	14	EDUCATION SERVICES		0.907			0.907	0.419	0.489		0.489	0.907	0.0
415.03	GWG:CHHIM	14	EDUCATION SERVICES		0.085			0.085		0.085		0.085	0.085	0.0

EXPENDITURE SUMMARY BY IMF FUNCTIONAL CLASSIFICATION FOR THE FY 2006-2007														
AU Code	AU Acronym	PR Code	PR Name	Current	Capital	Lending	Repay	Total	RGoB	External			Total	% of G/Total
										Grants	Loans	Total		
415.04	GWG:DUNG	14	EDUCATION SERVICES		0.477			0.477		0.477		0.477	0.477	0.0
415.05	GWG:KHA	14	EDUCATION SERVICES		0.547			0.547	0.247	0.300		0.300	0.547	0.0
415.06	GWG:SHU	14	EDUCATION SERVICES		0.676			0.676	0.676				0.676	0.0
415.07	GWG:YUR	14	EDUCATION SERVICES		0.226			0.226	0.226				0.226	0.0
415.08	GWG:ZOB	14	EDUCATION SERVICES											
415.11	GWG:NANONG	14	EDUCATION SERVICES		0.050			0.050	0.050				0.050	0.0
416.01	DZ:DASJ	14	EDUCATION SERVICES	63.180	43.372			106.552	87.059	19.493		19.493	106.552	0.7
416.05	GWG:GG	14	EDUCATION SERVICES		0.494			0.494	0.494				0.494	0.0
416.07	GWG:LAURI	14	EDUCATION SERVICES		0.399			0.399	0.399				0.399	0.0
416.08	GWG:MG	14	EDUCATION SERVICES		0.098			0.098	0.098				0.098	0.0
416.10	GWG:OG	14	EDUCATION SERVICES		0.199			0.199	0.199				0.199	0.0
416.12	GWG:SERTHI	14	EDUCATION SERVICES		0.300			0.300	0.300				0.300	0.0
417.01	DZ:DAT	14	EDUCATION SERVICES	138.063	43.213			181.275	179.708	1.092	0.475	1.567	181.275	1.1
417.02	GWG:BARTSHAM	14	EDUCATION SERVICES		0.300			0.300	0.300				0.300	0.0
417.03	GWG:PIDUNG	14	EDUCATION SERVICES		0.499			0.499	0.499				0.499	0.0
417.04	GWG:KANGLUNG	14	EDUCATION SERVICES		0.984			0.984	0.984				0.984	0.0
417.05	GWG:KANGPARA	14	EDUCATION SERVICES		0.300			0.300	0.300				0.300	0.0
417.06	GWG:KHALING	14	EDUCATION SERVICES		0.615			0.615	0.615				0.615	0.0
417.07	GWG:LUMANG	14	EDUCATION SERVICES		0.682			0.682	0.682				0.682	0.0
417.09	GWG:NANONG	14	EDUCATION SERVICES											
417.10	GWG:PHONGMEY	14	EDUCATION SERVICES		0.878			0.878	0.878				0.878	0.0
417.11	GWG:RADHI	14	EDUCATION SERVICES		0.298			0.298	0.298				0.298	0.0
417.15	GWG:THRIMSHING	14	EDUCATION SERVICES		0.300			0.300	0.300				0.300	0.0
417.16	GWG:UZORONG	14	EDUCATION SERVICES		0.879			0.879	0.879				0.879	0.0
417.17	GWG:YANGNEER	14	EDUCATION SERVICES		0.394			0.394	0.394				0.394	0.0
418.01	DZ:THIMPHU	14	EDUCATION SERVICES	193.248	77.972			271.220	236.204	35.016		35.016	271.220	1.7
418.07	GWG:LINGSH	14	EDUCATION SERVICES		0.989			0.989	0.580	0.408		0.408	0.989	0.0
418.08	GWG:MEWANG	14	EDUCATION SERVICES		0.581			0.581	0.581				0.581	0.0
418.10	GWG:SOE	14	EDUCATION SERVICES											
418.12	GWG:TOEBI	14	EDUCATION SERVICES		0.300			0.300	0.300				0.300	0.0
419.01	DZ:GADZONG	14	EDUCATION SERVICES	10.528	32.272			42.800	10.762	31.803	0.236	32.038	42.800	0.3
420.01	DZ:YANGTSE	14	EDUCATION SERVICES	54.148	14.911			69.059	67.739	1.320		1.320	69.059	0.4
420.02	GWG: BUMDE	14	EDUCATION SERVICES		0.394			0.394	0.394				0.394	0.0
420.06	GWG: TOETS	14	EDUCATION SERVICES		1.121			1.121	1.121				1.121	0.0
420.08	GWG: YALLA	14	EDUCATION SERVICES		0.199			0.199	0.199				0.199	0.0
420.09	GWG: YANGT	14	EDUCATION SERVICES		1.394			1.394	1.394				1.394	0.0
			Sub Classification Total 04.1	1,385.402	520.242	0.000	0.000	1,905.644	1,680.731	222.717	2.196	224.913	1,905.644	11.7
04.2	Secondary Education Affairs and Services													
211.01	MOE	33	ADULT AND HIGHER EDUCATION SERVICES	4.760	77.678			82.437	53.027	29.411		29.411	82.437	0.5
			Sub Classification Total 04.2	4.760	77.678	0.000	0.000	82.437	53.027	29.411	0.000	29.411	82.437	0.5
04.4	Education Services not definable by level													
211.01	MOE	34	SCHOOL EDUCATION SERVICES	26.195	101.959			128.154	46.918	71.581	9.654	81.235	128.154	0.8
211.01	MOE	37	DZONGKHA DEVELOPMENT AUTHORITY	9.108	0.972			10.080	10.080				10.080	0.1
211.01	MOE	35	DEPARTMENT OF YOUTH, CULTURE AND SPORTS	40.821	12.868			53.689	37.932	15.757		15.757	53.689	0.3
			Sub Classification Total 04.4	76.123	115.800	0.000	0.000	191.923	94.931	87.339	9.654	96.992	191.923	1.2
			Classification Total 04	1,772.880	1,190.165	0.000	0.000	2,963.045	2,249.531	429.551	283.963	713.514	2,963.045	18.2
05	Health Affairs and Services													
210.01	MOH	01	GENERAL ADMINISTRATION AND DIRECTION SERVICES	70.561	88.979			159.540	89.511	70.029		70.029	159.540	1.0
210.01	MOH	31	MEDICAL SERVICES	489.282	353.834			843.116	625.759	217.357		217.357	843.116	5.2

EXPENDITURE SUMMARY BY IMF FUNCTIONAL CLASSIFICATION FOR THE FY 2006-2007														
AU Code	AU Acronym	PR Code	PR Name	Current	Capital	Lending	Repay	Total	RGoB	External			Total	% of G/Total
										Grants	Loans	Total		
			Sub Classification Total 05.1	559.843	442.813	0.000	0.000	1,002.656	715.270	287.387	0.000	287.387	1,002.656	6.2
05.3	Public Health Affairs and Services													
210.01	MOH	30	PUBLIC HEALTH SERVICES	67.110	96.812			163.922	46.587	117.335		117.335	163.922	1.0
			Sub Classification Total 05.3	67.110	96.812	0.000	0.000	163.922	46.587	117.335	0.000	117.335	163.922	1.0
05.6	Health Affairs and Services N.E.C.													
401.01	DZ:CDA	15	HEALTH SERVICES	30.332	2.966			33.297	32.866	0.431		0.431	33.297	0.2
401.02	GWG:SPG	15	HEALTH SERVICES		0.404			0.404	0.404				0.404	0.0
401.03	GWG:BOG	15	HEALTH SERVICES		0.222			0.222	0.222				0.222	0.0
401.04	GWG:CHG	15	HEALTH SERVICES		0.414			0.414	0.414				0.414	0.0
401.05	GWG:DAG	15	HEALTH SERVICES											
401.06	GWG:GTG	15	HEALTH SERVICES		0.139			0.139	0.139				0.139	0.0
401.07	GWG:LKG	15	HEALTH SERVICES		0.824			0.824	0.824				0.824	0.0
401.08	GWG:DUG	15	HEALTH SERVICES											
401.09	GWG:GLG	15	HEALTH SERVICES		0.045			0.045	0.045				0.045	0.0
401.10	GWG:MEG	15	HEALTH SERVICES											
401.11	GWG:PLG	15	HEALTH SERVICES		0.376			0.376	0.376				0.376	0.0
401.12	GWG:BLG	15	HEALTH SERVICES		0.742			0.742	0.742				0.742	0.0
402.01	DZ:HAA	15	HEALTH SERVICES	7.856	0.636			8.492	8.291	0.201		0.201	8.492	0.1
402.02	GWG:BJE	15	HEALTH SERVICES		0.113			0.113	0.113				0.113	0.0
402.03	GWG:KSH	15	HEALTH SERVICES		0.128			0.128	0.128				0.128	0.0
402.04	GWG:SBY	15	HEALTH SERVICES											
402.05	GWG:SAM	15	HEALTH SERVICES		0.162			0.162	0.162				0.162	0.0
402.06	GWG:USE	15	HEALTH SERVICES		0.020			0.020	0.020				0.020	0.0
403.01	DZ:PARO	15	HEALTH SERVICES	16.192	1.484			17.677	17.447	0.230		0.230	17.677	0.1
403.08	GWG:NAJ	15	HEALTH SERVICES		0.262			0.262	0.262				0.262	0.0
403.09	GWG:SHA	15	HEALTH SERVICES											
403.10	GWG:TSE	15	HEALTH SERVICES		0.014			0.014	0.014				0.014	0.0
403.11	GWG:WAN	15	HEALTH SERVICES		0.053			0.053	0.053				0.053	0.0
404.01	DZ:SD	15	HEALTH SERVICES	27.479	12.536			40.015	39.815	0.200		0.200	40.015	0.2
404.02	GWG:BARA	15	HEALTH SERVICES											
404.03	GWG:BIRU	15	HEALTH SERVICES											
404.04	GWG:CHAR	15	HEALTH SERVICES											
404.05	GWG:CHENI	15	HEALTH SERVICES		0.123			0.123	0.123				0.123	0.0
404.06	GWG:DEN	15	HEALTH SERVICES		0.363			0.363	0.363				0.363	0.0
404.07	GWG:DOR	15	HEALTH SERVICES											
404.08	GWG:DUMT	15	HEALTH SERVICES		0.197			0.197	0.197				0.197	0.0
404.09	GWG:GHUMA	15	HEALTH SERVICES		0.465			0.465	0.465				0.465	0.0
404.10	GWG:LHA	15	HEALTH SERVICES											
404.11	GWG:MAY	15	HEALTH SERVICES											
404.12	GWG:NAINI	15	HEALTH SERVICES		0.017			0.017	0.017				0.017	0.0
404.13	GWG:PUG	15	HEALTH SERVICES		0.762			0.762	0.762				0.762	0.0
404.14	GWG:SAM	15	HEALTH SERVICES											
404.15	GWG:SIP	15	HEALTH SERVICES		0.070			0.070	0.070				0.070	0.0
404.16	GWG:TAD	15	HEALTH SERVICES		0.082			0.082	0.082				0.082	0.0
404.17	GWG:TEN	15	HEALTH SERVICES		0.734			0.734	0.734				0.734	0.0
405.01	DZ:TD	15	HEALTH SERVICES	10.581	4.573			15.154	15.016	0.138		0.138	15.154	0.1
405.02	GWG:BEG	15	HEALTH SERVICES		0.250			0.250	0.250				0.250	0.0
405.03	GWG:DUG	15	HEALTH SERVICES		0.365			0.365	0.365				0.365	0.0
405.04	GWG:BAG	15	HEALTH SERVICES		1.066			1.066	1.066				1.066	0.0

EXPENDITURE SUMMARY BY IMF FUNCTIONAL CLASSIFICATION FOR THE FY 2006-2007														
AU Code	AU Acronym	PR Code	PR Name	Current	Capital	Lending	Repay	Total	RGoB	External			Total	% of G/Total
										Grants	Loans	Total		
405.05	GWG:GOG	15	HEALTH SERVICES		0.860			0.860	0.860				0.860	0.0
405.06	GWG:RAG	15	HEALTH SERVICES		0.171			0.171	0.171				0.171	0.0
405.07	GWG:KIG	15	HEALTH SERVICES		0.637			0.637	0.637				0.637	0.0
405.08	GWG:MEG	15	HEALTH SERVICES		0.302			0.302	0.302				0.302	0.0
405.09	GWG:PAT	15	HEALTH SERVICES		0.638			0.638	0.638				0.638	0.0
405.10	GWG:PGC	15	HEALTH SERVICES		0.674			0.674	0.674				0.674	0.0
405.11	GWG:SHG	15	HEALTH SERVICES		0.479			0.479	0.479				0.479	0.0
405.12	GWG:TSG	15	HEALTH SERVICES		0.852			0.852	0.852				0.852	0.0
405.13	GWG:TGR	15	HEALTH SERVICES		1.455			1.455	1.455				1.455	0.0
406.01	DZ:DDA	15	HEALTH SERVICES	7.648	40.668			48.317	48.006	0.311		0.311	48.317	0.3
406.02	GWG:DOR	15	HEALTH SERVICES		0.417			0.417	0.417				0.417	0.0
406.05	GWG:GOSH	15	HEALTH SERVICES		0.560			0.560	0.560				0.560	0.0
406.08	GWG:LAJA	15	HEALTH SERVICES		0.283			0.283	0.283				0.283	0.0
406.09	GWG:T/DING	15	HEALTH SERVICES		0.571			0.571	0.571				0.571	0.0
406.10	GWG:T/GANG	15	HEALTH SERVICES		0.303			0.303	0.303				0.303	0.0
406.11	GWG:T/KHA	15	HEALTH SERVICES		0.206			0.206	0.206				0.206	0.0
406.12	GWG:TEZA	15	HEALTH SERVICES		0.290			0.290	0.290				0.290	0.0
407.01	DZ:PUN	15	HEALTH SERVICES	13.791	0.050			13.841	13.651	0.190		0.190	13.841	0.1
407.02	GWG:CHHU	15	HEALTH SERVICES		0.258			0.258	0.258				0.258	0.0
407.03	GWG:GOEN	15	HEALTH SERVICES		0.080			0.080	0.080				0.080	0.0
407.04	GWG:GUMA	15	HEALTH SERVICES		0.200			0.200	0.200				0.200	0.0
407.05	GWG:KAB	15	HEALTH SERVICES		0.418			0.418	0.418				0.418	0.0
407.06	GWG:LING	15	HEALTH SERVICES		0.019			0.019	0.019				0.019	0.0
407.07	GWG:SHE	15	HEALTH SERVICES		0.098			0.098	0.098				0.098	0.0
407.08	GWG:TALO	15	HEALTH SERVICES		0.571			0.571	0.571				0.571	0.0
407.09	GWG:TEO	15	HEALTH SERVICES		0.794			0.794	0.794				0.794	0.0
408.01	DZ:WANG	15	HEALTH SERVICES	13.383	2.806			16.189	15.985	0.204		0.204	16.189	0.1
408.02	GWG:BJE	15	HEALTH SERVICES		0.498			0.498	0.498				0.498	0.0
408.03	GWG:DANGCHU	15	HEALTH SERVICES											
408.04	GWG:DAGA	15	HEALTH SERVICES		0.116			0.116	0.116				0.116	0.0
408.05	GWG:GANGTE	15	HEALTH SERVICES		0.630			0.630	0.630				0.630	0.0
408.06	GWG:GASETSHO G	15	HEALTH SERVICES		0.718			0.718	0.718				0.718	0.0
408.08	GWG:KAZHI	15	HEALTH SERVICES		0.457			0.457	0.457				0.457	0.0
408.09	GWG:NAHI	15	HEALTH SERVICES		0.014			0.014	0.014				0.014	0.0
408.10	GWG:NYISHO	15	HEALTH SERVICES		0.095			0.095	0.095				0.095	0.0
408.11	GWG:PHANGYUL	15	HEALTH SERVICES		0.012			0.012	0.012				0.012	0.0
408.12	GWG:PHOBI	15	HEALTH SERVICES		0.180			0.180	0.180				0.180	0.0
408.14	GWG:SEPHU	15	HEALTH SERVICES		0.250			0.250	0.250				0.250	0.0
408.15	GWG:ATHANG	15	HEALTH SERVICES											
409.01	DZ:BUMTHANG	15	HEALTH SERVICES	11.522	2.045			13.567	13.357	0.210		0.210	13.567	0.1
409.02	GWG:CHHOEK	15	HEALTH SERVICES											
409.03	GWG:CHHUME	15	HEALTH SERVICES		0.326			0.326	0.326				0.326	0.0
409.04	GWG:TANG	15	HEALTH SERVICES		0.142			0.142	0.142				0.142	0.0
409.05	GWG:URA	15	HEALTH SERVICES		0.165			0.165	0.165				0.165	0.0
410.01	DAS	15	HEALTH SERVICES	15.824	2.896			18.719	18.503	0.216		0.216	18.719	0.1
410.02	BG	15	HEALTH SERVICES		0.142			0.142	0.142				0.142	0.0
410.08	HG	15	HEALTH SERVICES		0.035			0.035	0.035				0.035	0.0
410.10	LG	15	HEALTH SERVICES											
410.11	NG	15	HEALTH SERVICES		0.022			0.022	0.022				0.022	0.0

EXPENDITURE SUMMARY BY IMF FUNCTIONAL CLASSIFICATION FOR THE FY 2006-2007														
AU Code	AU Acronym	PR Code	PR Name	Current	Capital	Lending	Repay	Total	RGoB	External			Total	% of G/Total
										Grants	Loans	Total		
410.13	SZG	15	HEALTH SERVICES		0.618			0.618	0.618				0.618	0.0
410.16	UG	15	HEALTH SERVICES		0.107			0.107	0.107				0.107	0.0
411.01	DZ:ZD	15	HEALTH SERVICES	20.979	12.336			33.315	32.385	0.930		0.930	33.315	0.2
411.02	GWG:BG	15	HEALTH SERVICES		0.195			0.195	0.195				0.195	0.0
411.04	GWG:NG	15	HEALTH SERVICES		0.036			0.036	0.036				0.036	0.0
411.05	GWG:NG	15	HEALTH SERVICES		0.135			0.135	0.135				0.135	0.0
411.06	GWG:PG	15	HEALTH SERVICES		0.109			0.109	0.109				0.109	0.0
411.09	GWG:GG	15	HEALTH SERVICES		0.070			0.070	0.070				0.070	0.0
412.01	DZ:TRONGSA	15	HEALTH SERVICES	11.217	1.055			12.272	11.897	0.375		0.375	12.272	0.1
413.01	DZ:DAL	15	HEALTH SERVICES	13.714	19.739			33.453	33.269	0.185		0.185	33.453	0.2
413.02	GWG:GGA	15	HEALTH SERVICES		0.064			0.064	0.064				0.064	0.0
413.03	GWG:JGA	15	HEALTH SERVICES		0.343			0.343	0.343				0.343	0.0
413.04	GWG:KHO-GA	15	HEALTH SERVICES		0.497			0.497	0.497				0.497	0.0
413.05	GWG:KUR-GA	15	HEALTH SERVICES											
413.06	GWG:MGA	15	HEALTH SERVICES		0.087			0.087	0.087				0.087	0.0
413.09	GWG:TGA	15	HEALTH SERVICES		0.502			0.502	0.502				0.502	0.0
414.01	DZ:MONGAR	15	HEALTH SERVICES	12.683	19.391			32.074	31.853	0.221		0.221	32.074	0.2
414.02	GWG:BALAM	15	HEALTH SERVICES		1.210			1.210	1.210				1.210	0.0
414.03	GWG:CHALI	15	HEALTH SERVICES		0.131			0.131	0.131				0.131	0.0
414.04	GWG:CHASKHAR	15	HEALTH SERVICES		1.649			1.649	1.649				1.649	0.0
414.05	GWG:DRAMETSE	15	HEALTH SERVICES		1.341			1.341	1.341				1.341	0.0
414.06	GWG:DREPONG	15	HEALTH SERVICES		0.751			0.751	0.751				0.751	0.0
414.08	GWG:JURMEY	15	HEALTH SERVICES		0.314			0.314	0.314				0.314	0.0
414.09	GWG:KENGKHAR	15	HEALTH SERVICES		0.200			0.200	0.200				0.200	0.0
414.10	GWG:MONGAR	15	HEALTH SERVICES		1.109			1.109	1.109				1.109	0.0
414.11	GWG:NGATSHANG	15	HEALTH SERVICES		1.259			1.259	1.259				1.259	0.0
414.12	GWG:SALENG	15	HEALTH SERVICES		0.452			0.452	0.452				0.452	0.0
414.13	GWG:SHERIMUNG	15	HEALTH SERVICES		0.161			0.161	0.161				0.161	0.0
414.14	GWG:ILAMBI GE	15	HEALTH SERVICES		1.834			1.834	1.834				1.834	0.0
414.16	GWG:TSAKALING	15	HEALTH SERVICES		1.263			1.263	1.263				1.263	0.0
414.17	GWG:TSAMANG	15	HEALTH SERVICES											
415.01	DZ:PEMAGATSHEL	15	HEALTH SERVICES	12.242	13.920			26.162	25.937	0.225		0.225	26.162	0.2
415.02	GWG:CHONG	15	HEALTH SERVICES											
415.03	GWG:CHHIM	15	HEALTH SERVICES		0.567			0.567	0.057	0.510		0.510	0.567	0.0
415.04	GWG:DUNG	15	HEALTH SERVICES		0.054			0.054	0.027	0.027		0.027	0.054	0.0
415.06	GWG:SHU	15	HEALTH SERVICES		1.174			1.174	1.174				1.174	0.0
415.07	GWG:YUR	15	HEALTH SERVICES		1.027			1.027	0.308	0.719		0.719	1.027	0.0
415.08	GWG:ZOB	15	HEALTH SERVICES		0.269			0.269	0.269				0.269	0.0
415.09	GWG:DECHENLING	15	HEALTH SERVICES		0.224			0.224	0.224				0.224	0.0
415.10	GWG:NORBUGANG	15	HEALTH SERVICES		0.694			0.694	0.694				0.694	0.0
415.11	GWG:NANONG	15	HEALTH SERVICES		0.650			0.650	0.650				0.650	0.0
416.01	DZ:DASJ	15	HEALTH SERVICES	19.730	8.344			28.074	27.861	0.213		0.213	28.074	0.2
416.02	GWG:PG	15	HEALTH SERVICES		0.138			0.138	0.138				0.138	0.0
416.03	GWG:P/THANG	15	HEALTH SERVICES		0.024			0.024	0.024				0.024	0.0
416.04	GWG:DG	15	HEALTH SERVICES											
416.05	GWG:GG	15	HEALTH SERVICES		0.064			0.064	0.064				0.064	0.0
416.06	GWG:LG	15	HEALTH SERVICES		0.065			0.065	0.065				0.065	0.0
416.07	GWG:LAURI	15	HEALTH SERVICES		0.015			0.015	0.015				0.015	0.0
416.08	GWG:MG	15	HEALTH SERVICES		0.035			0.035	0.035				0.035	0.0

EXPENDITURE SUMMARY BY IMF FUNCTIONAL CLASSIFICATION FOR THE FY 2006-2007														
AU Code	AU Acronym	PR Code	PR Name	Current	Capital	Lending	Repay	Total	RGoB	External			Total	% of G/Total
										Grants	Loans	Total		
416.09	GWG:NG	15	HEALTH SERVICES											
416.10	GWG:OG	15	HEALTH SERVICES		0.226			0.226	0.226				0.226	0.0
416.12	GWG:SERTHI	15	HEALTH SERVICES		0.003			0.003	0.003				0.003	0.0
417.01	DZ:DAT	15	HEALTH SERVICES	30.415	21.512			51.927	51.672	0.255		0.255	51.927	0.3
417.02	GWG:BARTSHAM	15	HEALTH SERVICES		3.083			3.083	3.083				3.083	0.0
417.03	GWG: BIDUNG	15	HEALTH SERVICES		0.411			0.411	0.411				0.411	0.0
417.04	GWG:KANGLUNG	15	HEALTH SERVICES		0.856			0.856	0.856				0.856	0.0
417.05	GWG:KANGPARA	15	HEALTH SERVICES		0.167			0.167	0.167				0.167	0.0
417.06	GWG:KHALING	15	HEALTH SERVICES		0.448			0.448	0.448				0.448	0.0
417.07	GWG:LUMANG	15	HEALTH SERVICES		1.662			1.662	1.662				1.662	0.0
417.08	GWG:MERAK	15	HEALTH SERVICES		0.526			0.526	0.526				0.526	0.0
417.09	GWG:NANONG	15	HEALTH SERVICES											
417.10	GWG:PHONGMEY	15	HEALTH SERVICES		0.129			0.129	0.129				0.129	0.0
417.11	GWG:RADHI	15	HEALTH SERVICES		0.275			0.275	0.275				0.275	0.0
417.12	GWG:SAKTEN	15	HEALTH SERVICES											
417.13	GWG:SAMKHAR	15	HEALTH SERVICES		0.352			0.352	0.352				0.352	0.0
417.14	GWG:SHONGPHU	15	HEALTH SERVICES		0.652			0.652	0.652				0.652	0.0
417.17	GWG:YANGNEER	15	HEALTH SERVICES		0.315			0.315	0.315				0.315	0.0
418.01	DZ:THIMPHU	15	HEALTH SERVICES	4.280	0.276			4.556	4.288	0.269		0.269	4.556	0.0
418.02	GWG:BABI	15	HEALTH SERVICES		0.176			0.176	0.176				0.176	0.0
418.03	GWG:CHANG	15	HEALTH SERVICES		0.436			0.436	0.436				0.436	0.0
418.04	GWG:DAGALA	15	HEALTH SERVICES		0.056			0.056	0.056				0.056	0.0
418.05	GWG:GAYNEY	15	HEALTH SERVICES		0.184			0.184	0.184				0.184	0.0
418.06	GWG:KAWANG	15	HEALTH SERVICES		0.253			0.253	0.253				0.253	0.0
418.07	GWG:LINGSH	15	HEALTH SERVICES		0.010			0.010	0.010				0.010	0.0
418.08	GWG:MEWANG	15	HEALTH SERVICES		0.268			0.268	0.268				0.268	0.0
418.09	GWG:NARO	15	HEALTH SERVICES		0.040			0.040	0.040				0.040	0.0
418.10	GWG:SOE	15	HEALTH SERVICES		0.034			0.034	0.034				0.034	0.0
418.12	GWG:TOEBI	15	HEALTH SERVICES		0.202			0.202	0.202				0.202	0.0
419.01	DZ:GADZONG	15	HEALTH SERVICES	3.415	1.575			4.990	4.821	0.168		0.168	4.990	0.0
419.02	GWG:KHAME	15	HEALTH SERVICES		0.250			0.250	0.250				0.250	0.0
419.03	GWG:KHATOE	15	HEALTH SERVICES		0.314			0.314	0.117	0.196		0.196	0.314	0.0
419.04	GWG:LAYA	15	HEALTH SERVICES											
419.05	GWG:LUNANA	15	HEALTH SERVICES											
420.01	DZ:YANGTSE	15	HEALTH SERVICES	12.113	1.033			13.146	12.957	0.189		0.189	13.146	0.1
420.02	GWG: BUMDE	15	HEALTH SERVICES		0.254			0.254	0.254				0.254	0.0
420.03	GWG: JAMKH	15	HEALTH SERVICES		0.077			0.077	0.077				0.077	0.0
420.04	GWG: KHAMD	15	HEALTH SERVICES		0.874			0.874	0.874				0.874	0.0
420.05	GWG: RAMJA	15	HEALTH SERVICES		0.339			0.339	0.339				0.339	0.0
420.06	GWG: TOETS	15	HEALTH SERVICES		0.715			0.715	0.715				0.715	0.0
420.07	GWG: TONGS	15	HEALTH SERVICES		0.461			0.461	0.461				0.461	0.0
420.08	GWG: YALLA	15	HEALTH SERVICES		0.623			0.623	0.623				0.623	0.0
420.09	GWG: YANGT	15	HEALTH SERVICES		0.824			0.824	0.824				0.824	0.0
			Sub Classification Total 05.6	295.396	228.119	0.000	0.000	523.514	516.702	6.813	0.000	6.813	523.514	3.2
			Classification Total 05	922.349	767.744	0.000	0.000	1,690.093	1,278.558	411.534	0.000	411.534	1,690.093	10.4
07	Housing and Community Amenity Affairs & Serv.													
208.01	MoWHS	01	GENERAL ADMINISTRATION AND DIRECTION SERVICES	36.937	12.305			49.242	47.421	1.821		1.821	49.242	0.3
208.01	MoWHS	39	NATIONAL HOUSING DEVELOPMENT CORPORATION	13.987	183.813			197.800	56.058	141.742		141.742	197.800	1.2
208.01	MoWHS	26	URBAN DEVELOPMENT AND ENGINEERING SERVICES	44.799	193.576			238.374	125.239	111.721	1.414	113.135	238.374	1.5

EXPENDITURE SUMMARY BY IMF FUNCTIONAL CLASSIFICATION FOR THE FY 2006-2007

AU Code	AU Acronym	PR Code	PR Name	Current	Capital	Lending	Repay	Total	RGoB	External			Total	% of G/Total
										Grants	Loans	Total		
401.01	DZ:CDA	26	URBAN DEVELOPMENT AND ENGINEERING SERVICES	9.722	4.383			14.104	14.104			14.104	0.1	
402.01	DZ:HAA	26	URBAN DEVELOPMENT AND ENGINEERING SERVICES	5.963	7.558			13.520	6.520	7.000		13.520	0.1	
403.01	DZ:PARO	26	URBAN DEVELOPMENT AND ENGINEERING SERVICES	9.260	0.553			9.813	9.677	0.136		9.813	0.1	
404.01	DZ:SD	26	URBAN DEVELOPMENT AND ENGINEERING SERVICES	6.749	2.493			9.242	9.242			9.242	0.1	
405.01	DZ:TD	26	URBAN DEVELOPMENT AND ENGINEERING SERVICES	7.340	0.120			7.461	7.461			7.461	0.0	
405.09	GWG:PAT	26	URBAN DEVELOPMENT AND ENGINEERING SERVICES		0.037			0.037	0.037			0.037	0.0	
406.01	DZ:DDA	26	URBAN DEVELOPMENT AND ENGINEERING SERVICES	5.056	4.631			9.687	9.687			9.687	0.1	
407.01	DZ:PUN	26	URBAN DEVELOPMENT AND ENGINEERING SERVICES	6.408	6.291			12.699	12.699			12.699	0.1	
408.01	DZ:WANG	26	URBAN DEVELOPMENT AND ENGINEERING SERVICES	10.209	0.774			10.983	10.983			10.983	0.1	
409.01	DZ:BUMTHANG	26	URBAN DEVELOPMENT AND ENGINEERING SERVICES	7.101	1.245			8.346	8.346			8.346	0.1	
410.01	DAS	26	URBAN DEVELOPMENT AND ENGINEERING SERVICES	11.692	14.425			26.116	26.116			26.116	0.2	
411.01	DZ:ZD	26	URBAN DEVELOPMENT AND ENGINEERING SERVICES	8.001	12.177			20.178	20.178			20.178	0.1	
412.01	DZ:TRONGSA	26	URBAN DEVELOPMENT AND ENGINEERING SERVICES	5.927	1.558			7.485	7.485			7.485	0.0	
413.01	DZ:DAL	26	URBAN DEVELOPMENT AND ENGINEERING SERVICES	7.114	3.006			10.120	10.120			10.120	0.1	
414.01	DZ:MONGAR	26	URBAN DEVELOPMENT AND ENGINEERING SERVICES	8.677	5.831			14.508	14.508			14.508	0.1	
415.01	DZ:PEMAGATSHL	26	URBAN DEVELOPMENT AND ENGINEERING SERVICES	5.252	0.784			6.036	6.036			6.036	0.0	
416.01	DZ:DASJ	26	URBAN DEVELOPMENT AND ENGINEERING SERVICES	8.457	7.708			16.166	16.166			16.166	0.1	
417.01	DZ:DAT	26	URBAN DEVELOPMENT AND ENGINEERING SERVICES	12.118	7.874			19.992	19.992			19.992	0.1	
418.01	DZ:THIMPHU	26	URBAN DEVELOPMENT AND ENGINEERING SERVICES	6.278	0.149			6.427	6.427			6.427	0.0	
419.01	DZ:GADZONG	26	URBAN DEVELOPMENT AND ENGINEERING SERVICES	2.894	0.276			3.170	3.170			3.170	0.0	
420.01	DZ:YANGTSE	26	URBAN DEVELOPMENT AND ENGINEERING SERVICES	7.304	6.196			13.500	13.500			13.500	0.1	
Sub Classification Total 07.5				247.244	477.762	0.000	0.000	725.006	461.172	262.420	1.414	263.834	725.006	4.4
Classification Total 07				247.244	477.762	0.000	0.000	725.006	461.172	262.420	1.414	263.834	725.006	4.4
08	Recreation, Culture, & Relig. Aff. & Serv.													
111.01	BOC	01	GENERAL ADMINISTRATION AND DIRECTION SERVICES	23.436	0.072			23.508	23.508			23.508	0.1	
104.01	CRA	01	GENERAL ADMINISTRATION AND DIRECTION SERVICES	27.357	20.252			47.610	42.888	4.722		47.610	0.3	
104.01	CRA	02	MONK BODY (RABDEY) DIRECTION SERVICES	177.758	15.668			193.426	193.426			193.426	1.2	
201.01	MoHCA	45	CULTURAL SERVICES	41.044	75.956			117.001	69.476	47.525		117.001	0.7	
401.01	DZ:CDA	28	RELIGION AND CULTURAL SERVICES	0.254	0.849			1.103	1.103			1.103	0.0	
401.03	GWG:BOG	28	RELIGION AND CULTURAL SERVICES											
401.04	GWG:CHG	28	RELIGION AND CULTURAL SERVICES		0.197			0.197	0.197			0.197	0.0	
401.08	GWG:DUG	28	RELIGION AND CULTURAL SERVICES		0.184			0.184	0.184			0.184	0.0	
401.09	GWG:GLG	28	RELIGION AND CULTURAL SERVICES		0.100			0.100	0.100			0.100	0.0	
402.01	DZ:HAA	28	RELIGION AND CULTURAL SERVICES	0.703	2.923			3.627	3.627			3.627	0.0	
402.02	GWG:BJE	28	RELIGION AND CULTURAL SERVICES		0.293			0.293	0.293			0.293	0.0	
402.03	GWG:KSH	28	RELIGION AND CULTURAL SERVICES		0.090			0.090	0.090			0.090	0.0	
402.04	GWG:SBY	28	RELIGION AND CULTURAL SERVICES		0.100			0.100	0.100			0.100	0.0	
402.05	GWG:SAM	28	RELIGION AND CULTURAL SERVICES		0.650			0.650	0.650			0.650	0.0	
402.06	GWG:USE	28	RELIGION AND CULTURAL SERVICES		0.189			0.189	0.189			0.189	0.0	
403.01	DZ:PARO	28	RELIGION AND CULTURAL SERVICES	0.726	3.168			3.893	3.893			3.893	0.0	
403.02	GWG:DOB	28	RELIGION AND CULTURAL SERVICES		0.200			0.200	0.200			0.200	0.0	
403.03	GWG:DOG	28	RELIGION AND CULTURAL SERVICES		0.200			0.200	0.200			0.200	0.0	
403.04	GWG:DOT	28	RELIGION AND CULTURAL SERVICES		0.728			0.728	0.728			0.728	0.0	
403.05	GWG:HOR	28	RELIGION AND CULTURAL SERVICES		0.698			0.698	0.698			0.698	0.0	
403.06	GWG:LAN	28	RELIGION AND CULTURAL SERVICES											
406.04	GWG:GESAR	28	RELIGION AND CULTURAL SERVICES		0.027			0.027	0.027			0.027	0.0	
410.04	DG	28	RELIGION AND CULTURAL SERVICES		0.027			0.027	0.027			0.027	0.0	
415.09	GWG:DECHENLING	28	RELIGION AND CULTURAL SERVICES											
415.10	GWG:NORBUGANG	28	RELIGION AND CULTURAL SERVICES		0.100			0.100	0.100			0.100	0.0	

EXPENDITURE SUMMARY BY IMF FUNCTIONAL CLASSIFICATION FOR THE FY 2006-2007														
AU Code	AU Acronym	PR Code	PR Name	Current	Capital	Lending	Repay	Total	RGoB	External			Total	% of G/Total
										Grants	Loans	Total		
420.04	GWG: KHAMD	28	RELIGION AND CULTURAL SERVICES		0.452			0.452	0.452				0.452	0.0
403.07	GWG:LUN	28	RELIGION AND CULTURAL SERVICES		0.396			0.396	0.396				0.396	0.0
403.08	GWG:NAJ	28	RELIGION AND CULTURAL SERVICES		0.669			0.669	0.669				0.669	0.0
403.09	GWG:SHA	28	RELIGION AND CULTURAL SERVICES		0.463			0.463	0.463				0.463	0.0
403.10	GWG:TSE	28	RELIGION AND CULTURAL SERVICES		0.286			0.286	0.286				0.286	0.0
403.11	GWG:WAN	28	RELIGION AND CULTURAL SERVICES		0.581			0.581	0.581				0.581	0.0
404.01	DZ:SD	28	RELIGION AND CULTURAL SERVICES	0.200	2.795			2.995	2.995				2.995	0.0
404.13	GWG:PUG	28	RELIGION AND CULTURAL SERVICES		0.070			0.070	0.070				0.070	0.0
404.15	GWG:SIP	28	RELIGION AND CULTURAL SERVICES											
405.01	DZ:TD	28	RELIGION AND CULTURAL SERVICES	0.456	0.147			0.604	0.604				0.604	0.0
406.01	DZ:DDA	28	RELIGION AND CULTURAL SERVICES	0.530	1.308			1.838	1.838				1.838	0.0
406.05	GWG:GOSH	28	RELIGION AND CULTURAL SERVICES		0.380			0.380	0.380				0.380	0.0
406.06	GWG:KAN	28	RELIGION AND CULTURAL SERVICES		0.398			0.398	0.398				0.398	0.0
406.07	GWG:KHEBI	28	RELIGION AND CULTURAL SERVICES		0.084			0.084	0.084				0.084	0.0
406.12	GWG:TEZA	28	RELIGION AND CULTURAL SERVICES		0.176			0.176	0.176				0.176	0.0
407.01	DZ:PUN	28	RELIGION AND CULTURAL SERVICES	1.405	14.326			15.731	15.731				15.731	0.1
407.04	GWG:GUMA	28	RELIGION AND CULTURAL SERVICES		0.042			0.042	0.042				0.042	0.0
407.05	GWG:KAB	28	RELIGION AND CULTURAL SERVICES		0.599			0.599	0.599				0.599	0.0
407.06	GWG:LING	28	RELIGION AND CULTURAL SERVICES		0.263			0.263	0.263				0.263	0.0
407.07	GWG:SHE	28	RELIGION AND CULTURAL SERVICES		0.204			0.204	0.204				0.204	0.0
408.01	DZ:WANG	28	RELIGION AND CULTURAL SERVICES	0.479	1.440			1.919	1.919				1.919	0.0
408.04	GWG:DAGA	28	RELIGION AND CULTURAL SERVICES		0.065			0.065	0.065				0.065	0.0
408.08	GWG:KAZHI	28	RELIGION AND CULTURAL SERVICES		0.199			0.199	0.199				0.199	0.0
408.10	GWG:NYISHO	28	RELIGION AND CULTURAL SERVICES											
408.16	GWG:THEDTSHO	28	RELIGION AND CULTURAL SERVICES											
409.01	DZ:BUMTHANG	28	RELIGION AND CULTURAL SERVICES	0.893	6.847			7.740	7.740				7.740	0.0
409.02	GWG:CHHOEK	28	RELIGION AND CULTURAL SERVICES		0.200			0.200	0.200				0.200	0.0
409.03	GWG:CHHUME	28	RELIGION AND CULTURAL SERVICES		0.350			0.350	0.350				0.350	0.0
409.04	GWG:TANG	28	RELIGION AND CULTURAL SERVICES		0.255			0.255	0.255				0.255	0.0
409.05	GWG:URA	28	RELIGION AND CULTURAL SERVICES		0.300			0.300	0.300				0.300	0.0
410.01	DAS	28	RELIGION AND CULTURAL SERVICES	0.479	11.697			12.175	12.175				12.175	0.1
410.03	CG	28	RELIGION AND CULTURAL SERVICES		0.046			0.046	0.046				0.046	0.0
410.13	SZG	28	RELIGION AND CULTURAL SERVICES		0.174			0.174	0.174				0.174	0.0
410.16	UG	28	RELIGION AND CULTURAL SERVICES											
411.01	DZ:ZD	28	RELIGION AND CULTURAL SERVICES	0.496	4.235			4.731	3.731	1.000		1.000	4.731	0.0
411.02	GWG:BG	28	RELIGION AND CULTURAL SERVICES		0.280			0.280	0.280				0.280	0.0
411.03	GWG:BG	28	RELIGION AND CULTURAL SERVICES		0.156			0.156	0.156				0.156	0.0
411.04	GWG:NG	28	RELIGION AND CULTURAL SERVICES		2.000			2.000	2.000				2.000	0.0
411.05	GWG:NG	28	RELIGION AND CULTURAL SERVICES		0.122			0.122	0.122				0.122	0.0
411.06	GWG:PG	28	RELIGION AND CULTURAL SERVICES		0.250			0.250	0.250				0.250	0.0
411.07	GWG:SG	28	RELIGION AND CULTURAL SERVICES		0.300			0.300	0.300				0.300	0.0
411.08	GWG:TG	28	RELIGION AND CULTURAL SERVICES		0.704			0.704	0.704				0.704	0.0
411.09	GWG:GG	28	RELIGION AND CULTURAL SERVICES		0.300			0.300	0.300				0.300	0.0
412.01	DZ:TRONGSA	28	RELIGION AND CULTURAL SERVICES	0.935	1.304			2.240	2.240				2.240	0.0
412.02	GWG:DRAGTE	28	RELIGION AND CULTURAL SERVICES		0.296			0.296	0.296				0.296	0.0
412.03	GWG:KORPHU	28	RELIGION AND CULTURAL SERVICES		0.249			0.249	0.249				0.249	0.0
412.04	GWG:LANGTH	28	RELIGION AND CULTURAL SERVICES		0.150			0.150	0.150				0.150	0.0
412.05	GWG:NUBI	28	RELIGION AND CULTURAL SERVICES		1.650			1.650	1.650				1.650	0.0
412.06	GWG:TANGBI	28	RELIGION AND CULTURAL SERVICES		1.000			1.000	1.000				1.000	0.0

EXPENDITURE SUMMARY BY IMF FUNCTIONAL CLASSIFICATION FOR THE FY 2006-2007														
AU Code	AU Acronym	PR Code	PR Name	Current	Capital	Lending	Repay	Total	RGoB	External			Total	% of G/Total
										Grants	Loans	Total		
413.01	DZ:DAL	28	RELIGION AND CULTURAL SERVICES	0.552	5.753			6.305	6.305				6.305	0.0
413.02	GWG:GGA	28	RELIGION AND CULTURAL SERVICES		0.235			0.235	0.235				0.235	0.0
413.03	GWG:JGA	28	RELIGION AND CULTURAL SERVICES		0.200			0.200	0.200				0.200	0.0
413.04	GWG:KHO-GA	28	RELIGION AND CULTURAL SERVICES		0.500			0.500	0.500				0.500	0.0
413.05	GWG:KUR-GA	28	RELIGION AND CULTURAL SERVICES		0.198			0.198	0.198				0.198	0.0
413.06	GWG:MGA	28	RELIGION AND CULTURAL SERVICES		0.200			0.200	0.200				0.200	0.0
413.07	GWG:MIN GA	28	RELIGION AND CULTURAL SERVICES		0.170			0.170	0.170				0.170	0.0
413.08	GWG:MET GA	28	RELIGION AND CULTURAL SERVICES		0.163			0.163	0.163				0.163	0.0
413.09	GWG:TGA	28	RELIGION AND CULTURAL SERVICES		0.178			0.178	0.178				0.178	0.0
414.01	DZ:MONGAR	28	RELIGION AND CULTURAL SERVICES	0.683	3.400			4.083	4.083				4.083	0.0
414.02	GWG:BALAM	28	RELIGION AND CULTURAL SERVICES		0.300			0.300	0.300				0.300	0.0
414.03	GWG:CHALI	28	RELIGION AND CULTURAL SERVICES		0.196			0.196	0.196				0.196	0.0
414.04	GWG:CHASKHAR	28	RELIGION AND CULTURAL SERVICES		0.491			0.491	0.491				0.491	0.0
414.05	GWG:DRAMETSE	28	RELIGION AND CULTURAL SERVICES		0.200			0.200	0.200				0.200	0.0
414.06	GWG:DREPONG	28	RELIGION AND CULTURAL SERVICES		0.200			0.200	0.200				0.200	0.0
414.07	GWG:GONGDUE	28	RELIGION AND CULTURAL SERVICES											
414.08	GWG:JURMEY	28	RELIGION AND CULTURAL SERVICES		0.300			0.300	0.300				0.300	0.0
414.09	GWG:KENGKHAR	28	RELIGION AND CULTURAL SERVICES		0.500			0.500	0.500				0.500	0.0
414.10	GWG:MONGAR	28	RELIGION AND CULTURAL SERVICES		0.199			0.199	0.199				0.199	0.0
414.11	GWG:NGATSHANG	28	RELIGION AND CULTURAL SERVICES		0.142			0.142	0.142				0.142	0.0
414.12	GWG:SALENG	28	RELIGION AND CULTURAL SERVICES		0.200			0.200	0.200				0.200	0.0
414.13	GWG:SHERIMUNG	28	RELIGION AND CULTURAL SERVICES		0.599			0.599	0.599				0.599	0.0
414.14	GWG:ILAMBI GE	28	RELIGION AND CULTURAL SERVICES		0.200			0.200	0.200				0.200	0.0
414.15	GWG:THANGRONG	28	RELIGION AND CULTURAL SERVICES		0.200			0.200	0.200				0.200	0.0
414.16	GWG:TSAKALING	28	RELIGION AND CULTURAL SERVICES		0.199			0.199	0.199				0.199	0.0
414.17	GWG:TSAMANG	28	RELIGION AND CULTURAL SERVICES		0.300			0.300	0.300				0.300	0.0
415.01	DZ:PEMAGATSHEL	28	RELIGION AND CULTURAL SERVICES	0.400	0.400			0.800	0.800				0.800	0.0
415.02	GWG:CHONG	28	RELIGION AND CULTURAL SERVICES											
415.05	GWG:KHA	28	RELIGION AND CULTURAL SERVICES		0.300			0.300	0.300				0.300	0.0
416.01	DZ:DASJ	28	RELIGION AND CULTURAL SERVICES	0.863	0.666			1.529	1.529				1.529	0.0
416.04	GWG:DG	28	RELIGION AND CULTURAL SERVICES											
416.05	GWG:GG	28	RELIGION AND CULTURAL SERVICES											
416.08	GWG:MG	28	RELIGION AND CULTURAL SERVICES		0.199			0.199	0.199				0.199	0.0
416.09	GWG:NG	28	RELIGION AND CULTURAL SERVICES											
417.01	DZ:DAT	28	RELIGION AND CULTURAL SERVICES	0.660	4.608			5.267	5.267				5.267	0.0
417.03	GWG:BIDUNG	28	RELIGION AND CULTURAL SERVICES		0.100			0.100	0.100				0.100	0.0
417.06	GWG:KHALING	28	RELIGION AND CULTURAL SERVICES		0.098			0.098	0.098				0.098	0.0
417.07	GWG:LUMANG	28	RELIGION AND CULTURAL SERVICES		0.200			0.200	0.200				0.200	0.0
417.10	GWG:PHONGMEY	28	RELIGION AND CULTURAL SERVICES		0.199			0.199	0.199				0.199	0.0
417.13	GWG:SAMKHAR	28	RELIGION AND CULTURAL SERVICES		0.299			0.299	0.299				0.299	0.0
417.15	GWG:THRIMSHING	28	RELIGION AND CULTURAL SERVICES		0.100			0.100	0.100				0.100	0.0
417.16	GWG:UZORONG	28	RELIGION AND CULTURAL SERVICES		0.095			0.095	0.095				0.095	0.0
417.17	GWG:YANGNEER	28	RELIGION AND CULTURAL SERVICES		0.100			0.100	0.100				0.100	0.0
418.01	DZ:THIMPHU	28	RELIGION AND CULTURAL SERVICES		0.755			0.755	0.755				0.755	0.0
418.04	GWG:DAGALA	28	RELIGION AND CULTURAL SERVICES		0.352			0.352	0.352				0.352	0.0
418.05	GWG:GAYNEY	28	RELIGION AND CULTURAL SERVICES		0.461			0.461	0.461				0.461	0.0
418.08	GWG:MEWANG	28	RELIGION AND CULTURAL SERVICES		0.171			0.171	0.171				0.171	0.0
418.10	GWG:SOE	28	RELIGION AND CULTURAL SERVICES		0.200			0.200	0.200				0.200	0.0
419.01	DZ:GADZONG	28	RELIGION AND CULTURAL SERVICES	0.450	0.086			0.536	0.536				0.536	0.0

EXPENDITURE SUMMARY BY IMF FUNCTIONAL CLASSIFICATION FOR THE FY 2006-2007														
AU Code	AU Acronym	PR Code	PR Name	Current	Capital	Lending	Repay	Total	RGoB	External			Total	% of G/Total
										Grants	Loans	Total		
420.01	DZ:YANGTSE	28	RELIGION AND CULTURAL SERVICES	0.118	7.572			7.690	7.690				7.690	0.0
420.02	GWG: BUMDE	28	RELIGION AND CULTURAL SERVICES		0.068			0.068	0.068				0.068	0.0
420.05	GWG: RAMJA	28	RELIGION AND CULTURAL SERVICES		3.200			3.200	3.200				3.200	0.0
420.06	GWG: TOETS	28	RELIGION AND CULTURAL SERVICES		0.250			0.250	0.250				0.250	0.0
420.08	GWG: YALLA	28	RELIGION AND CULTURAL SERVICES		0.300			0.300	0.300				0.300	0.0
420.09	GWG: YANGT	28	RELIGION AND CULTURAL SERVICES		0.483			0.483	0.483				0.483	0.0
Classification Total 08				280.877	217.368	0.000	0.000	498.245	444.999	53.247	0.000	53.247	498.245	3.1
09	Fuel and Energy Affairs and Services													
206.01	MTI	21	ENERGY SERVICES	48.707	392.891			441.598	95.082	346.516		346.516	441.598	2.7
Sub Classification Total 09.2				48.707	392.891	0.000	0.000	441.598	95.082	346.516	0.000	346.516	441.598	2.7
Classification Total 09				48.707	392.891	0.000	0.000	441.598	95.082	346.516	0.000	346.516	441.598	2.7
10	Agriculture/Forestry/Fish./Hunt. Aff. & Serv.													
205.01	MOA	01	GENERAL ADMINISTRATION AND DIRECTION SERVICES	130.145	90.585			220.730	147.079	64.490	9.162	73.652	220.730	1.4
205.01	MOA	29	COUNCIL FOR RNR RESEARCH OF BHUTAN SERVICES	79.913	26.922			106.835	85.537	21.298		21.298	106.835	0.7
205.01	MOA	16	AGRICULTURE SERVICES	114.224	114.974			229.198	143.442	80.521	5.234	85.756	229.198	1.4
401.01	DZ:CDA	16	AGRICULTURE SERVICES	5.481	2.716			8.197	5.278	0.463	2.456	2.919	8.197	0.1
401.02	GWG:SPG	16	AGRICULTURE SERVICES	0.010	0.005			0.015		0.015		0.015	0.015	0.0
401.03	GWG:BOG	16	AGRICULTURE SERVICES	0.010	2.093			2.103		0.020	2.083	2.103	2.103	0.0
401.04	GWG:CHG	16	AGRICULTURE SERVICES	0.010	4.003			4.013		0.020	3.993	4.013	4.013	0.0
401.05	GWG:DAG	16	AGRICULTURE SERVICES	0.005	0.010			0.015		0.015		0.015	0.015	0.0
401.06	GWG:GTG	16	AGRICULTURE SERVICES	0.010	0.010			0.020		0.020		0.020	0.020	0.0
401.07	GWG:LKG	16	AGRICULTURE SERVICES	0.010	0.010			0.020		0.020		0.020	0.020	0.0
401.08	GWG:DUG	16	AGRICULTURE SERVICES	0.010	0.030			0.040		0.020	0.020	0.040	0.040	0.0
401.09	GWG:GLG	16	AGRICULTURE SERVICES	0.010	0.010			0.020		0.020		0.020	0.020	0.0
401.10	GWG:MEG	16	AGRICULTURE SERVICES	0.010	0.010			0.020		0.020		0.020	0.020	0.0
401.11	GWG:PLG	16	AGRICULTURE SERVICES	0.010	0.459			0.469		0.020	0.449	0.469	0.469	0.0
401.12	GWG:BLG	16	AGRICULTURE SERVICES	0.533	0.598			1.131		1.131		1.131	1.131	0.0
402.01	DZ:HAA	16	AGRICULTURE SERVICES	2.994	4.257			7.251	3.082	4.168		4.168	7.251	0.0
402.02	GWG:BJE	16	AGRICULTURE SERVICES	0.010	0.346			0.356	0.030	0.326		0.326	0.356	0.0
402.03	GWG:KSH	16	AGRICULTURE SERVICES	0.010	0.305			0.315		0.315		0.315	0.315	0.0
402.04	GWG:SBY	16	AGRICULTURE SERVICES	0.010	0.319			0.329		0.329		0.329	0.329	0.0
402.05	GWG:SAM	16	AGRICULTURE SERVICES	0.010	0.330			0.340		0.340		0.340	0.340	0.0
402.06	GWG:USE	16	AGRICULTURE SERVICES	0.010	0.311			0.321		0.321		0.321	0.321	0.0
403.01	DZ:PARO	16	AGRICULTURE SERVICES	4.987	4.642			9.630	8.740	0.890		0.890	9.630	0.1
403.02	GWG:DOB	16	AGRICULTURE SERVICES	0.010	1.256			1.266	1.246	0.020		0.020	1.266	0.0
403.03	GWG:DOG	16	AGRICULTURE SERVICES	0.010	5.272			5.282	5.262	0.020		0.020	5.282	0.0
403.04	GWG:DOT	16	AGRICULTURE SERVICES	0.010	0.662			0.672	0.652	0.020		0.020	0.672	0.0
403.05	GWG:HOR	16	AGRICULTURE SERVICES	0.010	0.248			0.258	0.240	0.018		0.018	0.258	0.0
403.06	GWG:LAN	16	AGRICULTURE SERVICES	0.010	2.234			2.244	1.993	0.251		0.251	2.244	0.0
403.07	GWG:LUN	16	AGRICULTURE SERVICES	0.010	4.833			4.843	4.823	0.020		0.020	4.843	0.0
403.08	GWG:NAJ	16	AGRICULTURE SERVICES	0.010	4.689			4.699	4.679	0.020		0.020	4.699	0.0
403.09	GWG:SHA	16	AGRICULTURE SERVICES	0.010	2.159			2.169	2.149	0.020		0.020	2.169	0.0
403.10	GWG:TSE	16	AGRICULTURE SERVICES	0.010	1.008			1.018	1.000	0.018		0.018	1.018	0.0
403.11	GWG:WAN	16	AGRICULTURE SERVICES	0.010	0.619			0.629	0.610	0.019		0.019	0.629	0.0
404.01	DZ:SD	16	AGRICULTURE SERVICES	5.443	1.614			7.056	7.056				7.056	0.0
404.02	GWG:BARA	16	AGRICULTURE SERVICES	0.020	0.020			0.040	0.040				0.040	0.0
404.03	GWG:BIRU	16	AGRICULTURE SERVICES	0.015	0.417			0.433	0.433				0.433	0.0
404.04	GWG:CHAR	16	AGRICULTURE SERVICES	0.010	0.481			0.491	0.491				0.491	0.0
404.05	GWG:CHENI	16	AGRICULTURE SERVICES	0.018	0.204			0.223	0.223				0.223	0.0

EXPENDITURE SUMMARY BY IMF FUNCTIONAL CLASSIFICATION FOR THE FY 2006-2007														
AU Code	AU Acronym	PR Code	PR Name	Current	Capital	Lending	Repay	Total	RGoB	External			Total	% of G/Total
										Grants	Loans	Total		
404.06	GWG:DEN	16	AGRICULTURE SERVICES	0.007	0.020			0.027	0.027				0.027	0.0
404.07	GWG:DOR	16	AGRICULTURE SERVICES	0.009	0.020			0.029	0.029				0.029	0.0
404.08	GWG:DUMT	16	AGRICULTURE SERVICES	0.005	0.020			0.025	0.025				0.025	0.0
404.09	GWG:GHUMA	16	AGRICULTURE SERVICES	0.011	0.017			0.028	0.028				0.028	0.0
404.10	GWG:LHA	16	AGRICULTURE SERVICES	0.012	0.512			0.524	0.524				0.524	0.0
404.11	GWG:MAY	16	AGRICULTURE SERVICES	0.010				0.010	0.010				0.010	0.0
404.12	GWG:NAINI	16	AGRICULTURE SERVICES	0.032	0.020			0.052	0.052				0.052	0.0
404.13	GWG:PUG	16	AGRICULTURE SERVICES	0.016	0.015			0.031	0.031				0.031	0.0
404.14	GWG:SAM	16	AGRICULTURE SERVICES	0.015	0.079			0.094	0.094				0.094	0.0
404.15	GWG:SIP	16	AGRICULTURE SERVICES	0.012	0.010			0.022	0.022				0.022	0.0
404.16	GWG:TAD	16	AGRICULTURE SERVICES	0.024	0.020			0.044	0.044				0.044	0.0
404.17	GWG:TEN	16	AGRICULTURE SERVICES	0.024	0.180			0.204	0.204				0.204	0.0
405.01	DZ:TD	16	AGRICULTURE SERVICES	4.439	2.421			6.861	6.861				6.861	0.0
405.02	GWG:BEG	16	AGRICULTURE SERVICES	0.020	0.020			0.040	0.040				0.040	0.0
405.03	GWG:DUG	16	AGRICULTURE SERVICES		0.490			0.490	0.490				0.490	0.0
405.04	GWG:BAG	16	AGRICULTURE SERVICES	0.020	3.480			3.500	0.050		3.450	3.450	3.500	0.0
405.05	GWG:GOG	16	AGRICULTURE SERVICES	0.010	1.898			1.908	0.287		1.620	1.620	1.908	0.0
405.06	GWG:RAG	16	AGRICULTURE SERVICES	0.013	0.121			0.134	0.031		0.103	0.103	0.134	0.0
405.07	GWG:KIG	16	AGRICULTURE SERVICES	0.020	0.092			0.112	0.112				0.112	0.0
405.08	GWG:MEG	16	AGRICULTURE SERVICES	0.020	0.025			0.045	0.045				0.045	0.0
405.09	GWG:PAT	16	AGRICULTURE SERVICES	0.020	1.055			1.074	0.037		1.038	1.038	1.074	0.0
405.10	GWG:PGC	16	AGRICULTURE SERVICES	0.007	0.229			0.236	0.236				0.236	0.0
405.11	GWG:SHG	16	AGRICULTURE SERVICES	0.020	0.020			0.040	0.040				0.040	0.0
405.12	GWG:TSG	16	AGRICULTURE SERVICES	0.030				0.030	0.030				0.030	0.0
405.13	GWG:TGR	16	AGRICULTURE SERVICES	0.025	3.362			3.387	0.803		2.584	2.584	3.387	0.0
406.01	DZ:DDA	16	AGRICULTURE SERVICES	3.519	3.219			6.738	3.588		3.150	3.150	6.738	0.0
406.02	GWG:DOR	16	AGRICULTURE SERVICES	0.003	1.909			1.912	0.014		1.898	1.898	1.912	0.0
406.05	GWG:GOSH	16	AGRICULTURE SERVICES											
406.06	GWG:KAN	16	AGRICULTURE SERVICES	0.005	0.848			0.853	0.814		0.039	0.039	0.853	0.0
406.07	GWG:KHEBI	16	AGRICULTURE SERVICES		1.233			1.233			1.233	1.233	1.233	0.0
406.08	GWG:LAJA	16	AGRICULTURE SERVICES	0.015	0.020			0.035	0.035				0.035	0.0
406.09	GWG:T/DING	16	AGRICULTURE SERVICES	0.015	0.009			0.024	0.024				0.024	0.0
406.10	GWG:T/GANG	16	AGRICULTURE SERVICES											
406.11	GWG:T/KHA	16	AGRICULTURE SERVICES	0.019	0.730			0.749	0.749				0.749	0.0
406.12	GWG:TEZA	16	AGRICULTURE SERVICES	0.005	0.315			0.319	0.319				0.319	0.0
407.01	DZ:PUN	16	AGRICULTURE SERVICES	4.472	0.221			4.692	4.692				4.692	0.0
407.02	GWG:CHHU	16	AGRICULTURE SERVICES	0.023	0.105			0.129	0.129				0.129	0.0
407.03	GWG:GOEN	16	AGRICULTURE SERVICES	0.041	2.330			2.371	1.857		0.514	0.514	2.371	0.0
407.04	GWG:GUMA	16	AGRICULTURE SERVICES	0.038	0.305			0.343	0.343				0.343	0.0
407.05	GWG:KAB	16	AGRICULTURE SERVICES	0.044	1.306			1.350	1.350				1.350	0.0
407.06	GWG:LING	16	AGRICULTURE SERVICES	0.045	4.490			4.535	1.978		2.558	2.558	4.535	0.0
407.07	GWG:SHE	16	AGRICULTURE SERVICES	0.045	0.670			0.715	0.715				0.715	0.0
407.08	GWG:TALO	16	AGRICULTURE SERVICES	0.045	0.490			0.535	0.535				0.535	0.0
407.09	GWG:TEO	16	AGRICULTURE SERVICES	0.045	2.233			2.278	2.278				2.278	0.0
407.10	GWG:ZOMI	16	AGRICULTURE SERVICES	0.045	0.552			0.597	0.597				0.597	0.0
408.01	DZ:WANG	16	AGRICULTURE SERVICES	7.346	3.305			10.651	8.520		2.130	2.130	10.651	0.1
408.02	GWG:BJE	16	AGRICULTURE SERVICES		0.030			0.030	0.030				0.030	0.0
408.03	GWG:DANGCHU	16	AGRICULTURE SERVICES		0.030			0.030	0.030				0.030	0.0
408.04	GWG:DAGA	16	AGRICULTURE SERVICES		0.515			0.515			0.515	0.515	0.515	0.0

EXPENDITURE SUMMARY BY IMF FUNCTIONAL CLASSIFICATION FOR THE FY 2006-2007														
AU Code	AU Acronym	PR Code	PR Name	Current	Capital	Lending	Repay	Total	RGoB	External			Total	% of G/Total
										Grants	Loans	Total		
408.06	GWG:GASETSHO G	16	AGRICULTURE SERVICES		0.575			0.575	0.030		0.545	0.545	0.575	0.0
408.07	GWG:GASETSHO W	16	AGRICULTURE SERVICES		0.452			0.452	0.030		0.422	0.422	0.452	0.0
408.08	GWG:KAZHI	16	AGRICULTURE SERVICES		0.030			0.030	0.030				0.030	0.0
408.09	GWG:NAHI	16	AGRICULTURE SERVICES	0.030	4.024			4.054	0.060		3.994	3.994	4.054	0.0
408.11	GWG:PHANGYUL	16	AGRICULTURE SERVICES		0.030			0.030	0.030				0.030	0.0
408.13	GWG:RUEPISA	16	AGRICULTURE SERVICES	0.003	0.427			0.430	0.008		0.422	0.422	0.430	0.0
408.14	GWG:SEPHU	16	AGRICULTURE SERVICES		0.025			0.025	0.025				0.025	0.0
408.15	GWG:ATHANG	16	AGRICULTURE SERVICES											
408.16	GWG:THEDTSHO	16	AGRICULTURE SERVICES		0.180			0.180	0.180				0.180	0.0
409.01	DZ:BUMTHANG	16	AGRICULTURE SERVICES	3.322	0.962			4.284	4.022	0.261		0.261	4.284	0.0
409.02	GWG:CHHOEK	16	AGRICULTURE SERVICES		0.185			0.185	0.145	0.040		0.040	0.185	0.0
409.03	GWG:CHHUME	16	AGRICULTURE SERVICES		0.665			0.665	0.345	0.320		0.320	0.665	0.0
409.04	GWG:TANG	16	AGRICULTURE SERVICES		1.658			1.658	1.189	0.469		0.469	1.658	0.0
409.05	GWG:URA	16	AGRICULTURE SERVICES											
410.01	DAS	16	AGRICULTURE SERVICES	5.296	1.813			7.109	6.843	0.266		0.266	7.109	0.0
410.02	BG	16	AGRICULTURE SERVICES	0.020	0.018			0.038	0.038				0.038	0.0
410.03	CG	16	AGRICULTURE SERVICES	0.030	0.547			0.577	0.577				0.577	0.0
410.04	DG	16	AGRICULTURE SERVICES	0.023	0.214			0.237	0.043	0.194		0.194	0.237	0.0
410.05	DG	16	AGRICULTURE SERVICES	0.030	0.010			0.040	0.040				0.040	0.0
410.06	DG	16	AGRICULTURE SERVICES	0.019	0.024			0.042	0.042				0.042	0.0
410.07	GG	16	AGRICULTURE SERVICES		0.248			0.248	0.248				0.248	0.0
410.08	HG	16	AGRICULTURE SERVICES	0.030	0.020			0.050	0.050				0.050	0.0
410.09	JG	16	AGRICULTURE SERVICES	0.023	0.666			0.689	0.689				0.689	0.0
410.10	LG	16	AGRICULTURE SERVICES	0.017	0.027			0.044	0.044				0.044	0.0
410.11	NG	16	AGRICULTURE SERVICES	0.019	0.025			0.044	0.044				0.044	0.0
410.12	S/TAR G	16	AGRICULTURE SERVICES	0.020	0.015			0.035	0.035				0.035	0.0
410.13	SZG	16	AGRICULTURE SERVICES	0.010	0.020			0.029	0.029				0.029	0.0
410.14	SIN G	16	AGRICULTURE SERVICES	0.010	0.040			0.050	0.050				0.050	0.0
410.16	UG	16	AGRICULTURE SERVICES	0.030	0.321			0.351	0.059	0.293		0.293	0.351	0.0
411.01	DZ:ZD	16	AGRICULTURE SERVICES	3.954	8.863			12.817	5.105	2.121	5.590	7.711	12.817	0.1
411.02	GWG:BG	16	AGRICULTURE SERVICES		0.268			0.268			0.268	0.268	0.268	0.0
411.03	GWG:BG	16	AGRICULTURE SERVICES											
411.04	GWG:NG	16	AGRICULTURE SERVICES	0.262	2.157			2.419	0.658	1.394	0.368	1.762	2.419	0.0
411.05	GWG:NG	16	AGRICULTURE SERVICES		0.365			0.365	0.075		0.291	0.291	0.365	0.0
411.06	GWG:PG	16	AGRICULTURE SERVICES	0.030	0.285			0.315	0.315				0.315	0.0
411.07	GWG:SG	16	AGRICULTURE SERVICES											
411.08	GWG:TG	16	AGRICULTURE SERVICES		2.493			2.493		1.369	1.124	2.493	2.493	0.0
411.09	GWG:GG	16	AGRICULTURE SERVICES											
412.01	DZ:TRONGSA	16	AGRICULTURE SERVICES	3.004	2.029			5.033	2.981	0.182	1.870	2.052	5.033	0.0
412.02	GWG:DRAGTE	16	AGRICULTURE SERVICES	0.040	0.285			0.325	0.040	0.024	0.261	0.285	0.325	0.0
412.03	GWG:KORPHU	16	AGRICULTURE SERVICES	0.030	4.714			4.744	0.030	0.734	3.980	4.714	4.744	0.0
412.04	GWG:LANGTH	16	AGRICULTURE SERVICES	0.080	3.892			3.972	0.610	0.070	3.292	3.362	3.972	0.0
412.05	GWG:NUBI	16	AGRICULTURE SERVICES	0.020	2.203			2.223	0.020	0.743	1.460	2.203	2.223	0.0
412.06	GWG:TANGBI	16	AGRICULTURE SERVICES	0.030	1.922			1.952	0.030	0.347	1.575	1.922	1.952	0.0
413.01	DZ:DAL	16	AGRICULTURE SERVICES	3.155	-0.089			3.065	2.266		0.799	0.799	3.065	0.0
413.02	GWG:GGA	16	AGRICULTURE SERVICES	0.035	0.672			0.707	0.707				0.707	0.0
413.03	GWG:JGA	16	AGRICULTURE SERVICES	0.047	0.344			0.391	0.092	0.299		0.299	0.391	0.0
413.04	GWG:KHO-GA	16	AGRICULTURE SERVICES	0.020	1.479			1.499	1.373	0.126		0.126	1.499	0.0
413.05	GWG:KUR-GA	16	AGRICULTURE SERVICES	0.020	0.301			0.321	0.040	0.281		0.281	0.321	0.0

EXPENDITURE SUMMARY BY IMF FUNCTIONAL CLASSIFICATION FOR THE FY 2006-2007														
AU Code	AU Acronym	PR Code	PR Name	Current	Capital	Lending	Repay	Total	RGoB	External			Total	% of G/Total
										Grants	Loans	Total		
413.06	GWG:MGA	16	AGRICULTURE SERVICES	0.020	1.046			1.066	0.529	0.538		0.538	1.066	0.0
413.07	GWG:MIN GA	16	AGRICULTURE SERVICES	0.020	0.495			0.515	0.332	0.183		0.183	0.515	0.0
413.08	GWG:MET GA	16	AGRICULTURE SERVICES		0.483			0.483		0.483		0.483	0.483	0.0
413.09	GWG:TGA	16	AGRICULTURE SERVICES		4.431			4.431	3.745	0.686		0.686	4.431	0.0
414.01	DZ:MONGAR	16	AGRICULTURE SERVICES	6.096	10.379			16.475	12.253	0.031	4.190	4.221	16.475	0.1
414.04	GWG:CHASKHAR	16	AGRICULTURE SERVICES		0.399			0.399	0.399				0.399	0.0
414.05	GWG:DRAMETSE	16	AGRICULTURE SERVICES		0.400			0.400	0.400				0.400	0.0
414.06	GWG:DREPONG	16	AGRICULTURE SERVICES		0.682			0.682	0.682				0.682	0.0
414.07	GWG:GONGDUE	16	AGRICULTURE SERVICES		0.367			0.367	0.367				0.367	0.0
414.11	GWG:NGATSHANG	16	AGRICULTURE SERVICES		0.060			0.060	0.060				0.060	0.0
414.16	GWG:TSAKALING	16	AGRICULTURE SERVICES		0.300			0.300	0.300				0.300	0.0
414.17	GWG:TSAMANG	16	AGRICULTURE SERVICES		0.300			0.300	0.300				0.300	0.0
415.01	DZ:PEMAGATSHEL	16	AGRICULTURE SERVICES	4.570	11.138			15.708	7.433		8.275	8.275	15.708	0.1
416.01	DZ:DASJ	16	AGRICULTURE SERVICES	3.996	7.839			11.836	4.033		7.802	7.802	11.836	0.1
417.01	DZ:DAT	16	AGRICULTURE SERVICES	9.327	20.898			30.225	10.988		19.236	19.236	30.225	0.2
417.02	GWG:BARTSHAM	16	AGRICULTURE SERVICES		0.320			0.320		0.320		0.320	0.320	0.0
417.03	GWG:KANGLUNG	16	AGRICULTURE SERVICES		0.325			0.325		0.325		0.325	0.325	0.0
417.04	GWG:KANGPARA	16	AGRICULTURE SERVICES		0.322			0.322		0.322		0.322	0.322	0.0
417.05	GWG:KHALING	16	AGRICULTURE SERVICES		0.322			0.322		0.322		0.322	0.322	0.0
417.06	GWG:KHALING	16	AGRICULTURE SERVICES		0.322			0.322		0.322		0.322	0.322	0.0
417.09	GWG:NANONG	16	AGRICULTURE SERVICES		0.335			0.335		0.335		0.335	0.335	0.0
417.10	GWG:PHONGMEY	16	AGRICULTURE SERVICES		0.322			0.322		0.322		0.322	0.322	0.0
417.11	GWG:RADHI	16	AGRICULTURE SERVICES	0.215	1.701			1.916		1.916		1.916	1.916	0.0
417.12	GWG:SAKTEN	16	AGRICULTURE SERVICES		0.320			0.320		0.320		0.320	0.320	0.0
417.13	GWG:SAMKHAR	16	AGRICULTURE SERVICES		0.300			0.300		0.300		0.300	0.300	0.0
417.14	GWG:SHONGPHU	16	AGRICULTURE SERVICES		0.320			0.320		0.320		0.320	0.320	0.0
417.15	GWG:THRIMSHING	16	AGRICULTURE SERVICES		0.310			0.310		0.310		0.310	0.310	0.0
417.16	GWG:UZORONG	16	AGRICULTURE SERVICES		0.310			0.310		0.310		0.310	0.310	0.0
417.17	GWG:YANGNEER	16	AGRICULTURE SERVICES		0.320			0.320		0.320		0.320	0.320	0.0
418.01	DZ:THIMPHU	16	AGRICULTURE SERVICES	5.187	5.522			10.709	6.959	3.750		3.750	10.709	0.1
418.02	GWG:BABI	16	AGRICULTURE SERVICES	0.010	0.010			0.020		0.020		0.020	0.020	0.0
418.03	GWG:CHANG	16	AGRICULTURE SERVICES	0.015	0.106			0.120	0.096	0.025		0.025	0.120	0.0
418.04	GWG:DAGALA	16	AGRICULTURE SERVICES		0.004			0.004		0.004		0.004	0.004	0.0
418.05	GWG:GAYNEY	16	AGRICULTURE SERVICES	0.107	0.710			0.817		0.817		0.817	0.817	0.0
418.06	GWG:KAWANG	16	AGRICULTURE SERVICES	0.010	0.010			0.020		0.020		0.020	0.020	0.0
418.07	GWG:LINGSH	16	AGRICULTURE SERVICES	0.005	0.005			0.010		0.010		0.010	0.010	0.0
418.08	GWG:MEWANG	16	AGRICULTURE SERVICES	0.015	1.927			1.942	1.917	0.025		0.025	1.942	0.0
418.09	GWG:NARO	16	AGRICULTURE SERVICES	0.005	0.005			0.010		0.010		0.010	0.010	0.0
418.10	GWG:SOE	16	AGRICULTURE SERVICES	0.005	0.005			0.010		0.010		0.010	0.010	0.0
418.12	GWG:TOEBI	16	AGRICULTURE SERVICES	0.159	0.010			0.169		0.169		0.169	0.169	0.0
419.01	DZ:GADZONG	16	AGRICULTURE SERVICES	1.325	0.123			1.448	1.448				1.448	0.0
419.02	GWG:KHAME	16	AGRICULTURE SERVICES	0.045	5.848			5.893	5.649	0.244		0.244	5.893	0.0
419.03	GWG:KHATOE	16	AGRICULTURE SERVICES	0.040	0.025			0.065	0.065				0.065	0.0
419.04	GWG:LAYA	16	AGRICULTURE SERVICES	0.030				0.030	0.030				0.030	0.0
419.05	GWG:LUNANA	16	AGRICULTURE SERVICES	0.030	0.010			0.040	0.040				0.040	0.0
420.01	DZ:YANGTSE	16	AGRICULTURE SERVICES	3.472	7.847			11.319	5.517		5.802	5.802	11.319	0.1
420.05	GWG:RAMJA	16	AGRICULTURE SERVICES		0.500			0.500	0.500				0.500	0.0
420.06	GWG:TOETS	16	AGRICULTURE SERVICES											
			Sub Classification Total 10.1	418.979	450.787	0.000	0.000	869.767	556.143	200.901	112.723	313.624	869.767	5.3

EXPENDITURE SUMMARY BY IMF FUNCTIONAL CLASSIFICATION FOR THE FY 2006-2007														
AU Code	AU Acronym	PR Code	PR Name	Current	Capital	Lending	Repay	Total	RGoB	External			Total	% of G/Total
										Grants	Loans	Total		
10.2	Forestry Affairs and Services													
205.01	MOA	18	FORESTRY SERVICES	253.103	118.820			371.923	310.547	61.376		61.376	371.923	2.3
401.01	DZ:CDA	18	FORESTRY SERVICES	3.168	-0.010			3.158	2.766	0.393		0.393	3.158	0.0
401.02	GWG:SPG	18	FORESTRY SERVICES	0.005	0.010			0.015		0.015		0.015	0.015	0.0
401.03	GWG:BOG	18	FORESTRY SERVICES	0.005	0.010			0.015		0.015		0.015	0.015	0.0
401.04	GWG:CHG	18	FORESTRY SERVICES	0.005				0.005		0.005		0.005	0.005	0.0
401.05	GWG:DAG	18	FORESTRY SERVICES	0.005	0.010			0.015		0.015		0.015	0.015	0.0
401.06	GWG:GTG	18	FORESTRY SERVICES		0.020			0.020		0.020		0.020	0.020	0.0
401.07	GWG:LKG	18	FORESTRY SERVICES	0.005	0.010			0.015		0.015		0.015	0.015	0.0
401.08	GWG:DUG	18	FORESTRY SERVICES	0.005	0.010			0.015		0.015		0.015	0.015	0.0
401.09	GWG:GLG	18	FORESTRY SERVICES	0.005	0.010			0.015		0.015		0.015	0.015	0.0
401.10	GWG:MEG	18	FORESTRY SERVICES		0.010			0.010		0.010		0.010	0.010	0.0
401.11	GWG:PLG	18	FORESTRY SERVICES	0.005	0.010			0.015		0.015		0.015	0.015	0.0
401.12	GWG:BLG	18	FORESTRY SERVICES	0.005	0.010			0.015		0.015		0.015	0.015	0.0
402.01	DZ:HAA	18	FORESTRY SERVICES	2.760	0.370			3.130	2.570	0.561		0.561	3.130	0.0
402.02	GWG:BJE	18	FORESTRY SERVICES	0.005	0.010			0.015		0.015		0.015	0.015	0.0
402.03	GWG:KSH	18	FORESTRY SERVICES	0.005	0.010			0.015		0.015		0.015	0.015	0.0
402.04	GWG:SBY	18	FORESTRY SERVICES	0.005	0.009			0.014		0.014		0.014	0.014	0.0
402.05	GWG:SAM	18	FORESTRY SERVICES	0.005	0.010			0.015		0.015		0.015	0.015	0.0
402.06	GWG:USE	18	FORESTRY SERVICES	0.005	0.010			0.015		0.015		0.015	0.015	0.0
403.01	DZ:PARO	18	FORESTRY SERVICES	4.167	0.502			4.669	4.196	0.474		0.474	4.669	0.0
403.02	GWG:DOB	18	FORESTRY SERVICES		0.042			0.042	0.033	0.009		0.009	0.042	0.0
403.03	GWG:DOG	18	FORESTRY SERVICES		0.043			0.043	0.033	0.010		0.010	0.043	0.0
403.04	GWG:DOT	18	FORESTRY SERVICES		0.060			0.060	0.050	0.010		0.010	0.060	0.0
403.05	GWG:HOR	18	FORESTRY SERVICES		0.043			0.043	0.033	0.010		0.010	0.043	0.0
403.06	GWG:LAN	18	FORESTRY SERVICES		0.043			0.043	0.033	0.010		0.010	0.043	0.0
403.07	GWG:LUN	18	FORESTRY SERVICES		0.042			0.042	0.033	0.009		0.009	0.042	0.0
403.08	GWG:NAJ	18	FORESTRY SERVICES		0.043			0.043	0.033	0.010		0.010	0.043	0.0
403.09	GWG:SHA	18	FORESTRY SERVICES		0.042			0.042	0.033	0.008		0.008	0.042	0.0
403.10	GWG:TSE	18	FORESTRY SERVICES		0.043			0.043	0.033	0.010		0.010	0.043	0.0
403.11	GWG:WAN	18	FORESTRY SERVICES		0.043			0.043	0.033	0.010		0.010	0.043	0.0
404.01	DZ:SD	18	FORESTRY SERVICES	3.590	1.033			4.623	4.230	0.393		0.393	4.623	0.0
404.02	GWG:BARA	18	FORESTRY SERVICES	0.008	0.044			0.052	0.052				0.052	0.0
404.03	GWG:BIRU	18	FORESTRY SERVICES	0.007	0.035			0.042	0.042				0.042	0.0
404.04	GWG:CHAR	18	FORESTRY SERVICES	0.010	0.040			0.050	0.050				0.050	0.0
404.05	GWG:CHENI	18	FORESTRY SERVICES	0.011	0.060			0.071	0.071				0.071	0.0
404.06	GWG:DEN	18	FORESTRY SERVICES	0.002	0.050			0.052	0.052				0.052	0.0
404.07	GWG:DOR	18	FORESTRY SERVICES		0.031			0.031	0.015	0.016		0.016	0.031	0.0
404.08	GWG:DUMT	18	FORESTRY SERVICES		0.017			0.017	0.017				0.017	0.0
404.09	GWG:GHUMA	18	FORESTRY SERVICES	0.018	0.030			0.048	0.048				0.048	0.0
404.10	GWG:LHA	18	FORESTRY SERVICES	0.009	0.030			0.039	0.039				0.039	0.0
404.11	GWG:MAY	18	FORESTRY SERVICES											
404.12	GWG:NAINI	18	FORESTRY SERVICES	0.011	0.040			0.051	0.051				0.051	0.0
404.13	GWG:PUG	18	FORESTRY SERVICES	0.015	0.030			0.045	0.045				0.045	0.0
404.14	GWG:SAM	18	FORESTRY SERVICES	0.012	0.040			0.052	0.052				0.052	0.0
404.15	GWG:SIP	18	FORESTRY SERVICES	0.010	0.029			0.039	0.039				0.039	0.0
404.16	GWG:TAD	18	FORESTRY SERVICES	0.008	0.030			0.038	0.038				0.038	0.0
404.17	GWG:TEN	18	FORESTRY SERVICES	0.010	0.070			0.080	0.080				0.080	0.0
405.01	DZ:TD	18	FORESTRY SERVICES	3.009	0.425			3.434	3.009	0.425		0.425	3.434	0.0

EXPENDITURE SUMMARY BY IMF FUNCTIONAL CLASSIFICATION FOR THE FY 2006-2007														
AU Code	AU Acronym	PR Code	PR Name	Current	Capital	Lending	Repay	Total	RGoB	External			Total	% of G/Total
										Grants	Loans	Total		
405.02	GWG:BEG	18	FORESTRY SERVICES		0.016			0.016	0.016				0.016	0.0
405.03	GWG:DUG	18	FORESTRY SERVICES	0.003	0.059			0.062	0.037	0.025		0.025	0.062	0.0
405.04	GWG:BAG	18	FORESTRY SERVICES	0.020	0.022			0.042	0.042				0.042	0.0
405.05	GWG:GOG	18	FORESTRY SERVICES	0.006	0.059			0.065	0.065				0.065	0.0
405.06	GWG:RAG	18	FORESTRY SERVICES		0.023			0.023	0.023				0.023	0.0
405.07	GWG:KIG	18	FORESTRY SERVICES		0.020			0.020	0.020				0.020	0.0
405.08	GWG:MEG	18	FORESTRY SERVICES	0.014	0.020			0.034	0.034				0.034	0.0
405.09	GWG:PAT	18	FORESTRY SERVICES	0.010	0.016			0.025	0.025				0.025	0.0
405.10	GWG:PGC	18	FORESTRY SERVICES											
405.11	GWG:SHG	18	FORESTRY SERVICES	0.004	0.024			0.028	0.004	0.024		0.024	0.028	0.0
405.12	GWG:TSG	18	FORESTRY SERVICES	0.006	0.023			0.029	0.029				0.029	0.0
405.13	GWG:TGR	18	FORESTRY SERVICES											
406.01	DZ:DDA	18	FORESTRY SERVICES	2.141	0.683			2.824	2.736	0.088		0.088	2.824	0.0
406.02	GWG:DOR	18	FORESTRY SERVICES	0.010				0.010	0.010				0.010	0.0
406.03	GWG:DRU	18	FORESTRY SERVICES		0.055			0.055	0.055				0.055	0.0
406.04	GWG:GESAR	18	FORESTRY SERVICES	0.010	0.030			0.040	0.040				0.040	0.0
406.05	GWG:GOSH	18	FORESTRY SERVICES		0.015			0.015	0.015				0.015	0.0
406.06	GWG:KAN	18	FORESTRY SERVICES	0.010	0.047			0.057	0.057				0.057	0.0
406.07	GWG:KHEBI	18	FORESTRY SERVICES	0.010	0.030			0.040	0.040				0.040	0.0
406.08	GWG:LAJA	18	FORESTRY SERVICES		0.020			0.020	0.020				0.020	0.0
406.09	GWG:T/DING	18	FORESTRY SERVICES		0.023			0.023	0.023				0.023	0.0
406.10	GWG:T/GANG	18	FORESTRY SERVICES	0.010	0.020			0.030	0.030				0.030	0.0
406.11	GWG:T/KHA	18	FORESTRY SERVICES		0.020			0.020	0.020				0.020	0.0
406.12	GWG:TEZA	18	FORESTRY SERVICES	0.012	0.023			0.035	0.035				0.035	0.0
407.01	DZ:PUN	18	FORESTRY SERVICES	2.409	0.578			2.987	2.787	0.200		0.200	2.987	0.0
407.02	GWG:CHHU	18	FORESTRY SERVICES		0.020			0.020	0.020				0.020	0.0
407.03	GWG:GOEN	18	FORESTRY SERVICES		0.015			0.015	0.015				0.015	0.0
407.04	GWG:GUMA	18	FORESTRY SERVICES		0.020			0.020	0.020				0.020	0.0
407.05	GWG:KAB	18	FORESTRY SERVICES		0.170			0.170	0.120	0.050		0.050	0.170	0.0
407.06	GWG:LING	18	FORESTRY SERVICES		0.075			0.075	0.075				0.075	0.0
407.07	GWG:SHE	18	FORESTRY SERVICES		0.070			0.070	0.020	0.050		0.050	0.070	0.0
407.08	GWG:TALO	18	FORESTRY SERVICES		0.053			0.053	0.020	0.033		0.033	0.053	0.0
407.09	GWG:TEO	18	FORESTRY SERVICES		0.046			0.046	0.020	0.026		0.026	0.046	0.0
407.10	GWG:ZOMI	18	FORESTRY SERVICES		0.012			0.012	0.012				0.012	0.0
408.01	DZ:WANG	18	FORESTRY SERVICES	3.896	1.234			5.131	4.845	0.286		0.286	5.131	0.0
408.08	GWG:KAZHI	18	FORESTRY SERVICES		0.128			0.128	0.128				0.128	0.0
408.10	GWG:NYISHO	18	FORESTRY SERVICES											
408.12	GWG:PHOBI	18	FORESTRY SERVICES											
409.01	DZ:BUMTHANG	18	FORESTRY SERVICES	1.824	0.299			2.123	1.867	0.256		0.256	2.123	0.0
409.02	GWG:CHHOEK	18	FORESTRY SERVICES		0.102			0.102		0.102		0.102	0.102	0.0
409.03	GWG:CHHUME	18	FORESTRY SERVICES		0.133			0.133		0.133		0.133	0.133	0.0
409.04	GWG:TANG	18	FORESTRY SERVICES		0.052			0.052	0.010	0.042		0.042	0.052	0.0
409.05	GWG:URA	18	FORESTRY SERVICES		0.056			0.056	0.021	0.035		0.035	0.056	0.0
410.01	DAS	18	FORESTRY SERVICES	3.880	0.850			4.729	4.346	0.383		0.383	4.729	0.0
410.02	BG	18	FORESTRY SERVICES		0.025			0.025		0.025		0.025	0.025	0.0
410.03	CG	18	FORESTRY SERVICES		0.064			0.064	0.020	0.044		0.044	0.064	0.0
410.04	DG	18	FORESTRY SERVICES		0.042			0.042		0.042		0.042	0.042	0.0
410.05	DG	18	FORESTRY SERVICES		0.010			0.010	0.010				0.010	0.0
410.06	DG	18	FORESTRY SERVICES		0.010			0.010	0.010				0.010	0.0

EXPENDITURE SUMMARY BY IMF FUNCTIONAL CLASSIFICATION FOR THE FY 2006-2007														
AU Code	AU Acronym	PR Code	PR Name	Current	Capital	Lending	Repay	Total	RGoB	External			Total	% of G/Total
										Grants	Loans	Total		
410.08	HG	18	FORESTRY SERVICES		0.020			0.020		0.020		0.020	0.020	0.0
410.09	JG	18	FORESTRY SERVICES		0.062			0.062		0.062		0.062	0.062	0.0
410.10	LG	18	FORESTRY SERVICES		0.009			0.009		0.009		0.009	0.009	0.0
410.11	NG	18	FORESTRY SERVICES		0.010			0.010	0.010				0.010	0.0
410.13	SZG	18	FORESTRY SERVICES		0.019			0.019		0.019		0.019	0.019	0.0
410.14	SIN G	18	FORESTRY SERVICES		0.019			0.019		0.019		0.019	0.019	0.0
410.16	UG	18	FORESTRY SERVICES	0.025	0.045			0.070	0.025	0.045		0.045	0.070	0.0
411.01	DZ:ZD	18	FORESTRY SERVICES	2.369	0.377			2.746	2.461	0.285		0.285	2.746	0.0
411.02	GWG:BG	18	FORESTRY SERVICES		0.010			0.010		0.010		0.010	0.010	0.0
411.03	GWG:BG	18	FORESTRY SERVICES		0.019			0.019		0.019		0.019	0.019	0.0
411.04	GWG:NG	18	FORESTRY SERVICES		0.015			0.015		0.015		0.015	0.015	0.0
411.05	GWG:NG	18	FORESTRY SERVICES		0.020			0.020		0.020		0.020	0.020	0.0
411.06	GWG:PG	18	FORESTRY SERVICES		0.040			0.040		0.040		0.040	0.040	0.0
411.07	GWG:SG	18	FORESTRY SERVICES		0.018			0.018		0.018		0.018	0.018	0.0
411.08	GWG:TG	18	FORESTRY SERVICES		0.025			0.025		0.025		0.025	0.025	0.0
411.09	GWG:GG	18	FORESTRY SERVICES		0.040			0.040		0.040		0.040	0.040	0.0
412.01	DZ:TRONGSA	18	FORESTRY SERVICES	2.209	1.043			3.252	2.635	0.617		0.617	3.252	0.0
412.02	GWG:DRAGTE	18	FORESTRY SERVICES	0.020	0.070			0.090	0.060	0.030		0.030	0.090	0.0
412.03	GWG:KORPHU	18	FORESTRY SERVICES	0.020	0.065			0.085	0.055	0.030		0.030	0.085	0.0
412.04	GWG:LANGTH	18	FORESTRY SERVICES	0.020	0.085			0.105	0.060	0.045		0.045	0.105	0.0
412.05	GWG:NUBI	18	FORESTRY SERVICES	0.020	0.030			0.050	0.020	0.030		0.030	0.050	0.0
412.06	GWG:TANGBI	18	FORESTRY SERVICES	0.020	0.045			0.065	0.020	0.045		0.045	0.065	0.0
413.01	DZ:DAL	18	FORESTRY SERVICES	1.924	1.224			3.148	2.355	0.793		0.793	3.148	0.0
413.02	GWG:GGA	18	FORESTRY SERVICES		0.010			0.010		0.010		0.010	0.010	0.0
413.03	GWG:JGA	18	FORESTRY SERVICES											
413.04	GWG:KHO-GA	18	FORESTRY SERVICES											
413.05	GWG:KUR-GA	18	FORESTRY SERVICES		0.010			0.010		0.010		0.010	0.010	0.0
413.06	GWG:MGA	18	FORESTRY SERVICES		0.030			0.030	0.020	0.010		0.010	0.030	0.0
413.07	GWG:MIN GA	18	FORESTRY SERVICES	0.015	0.010			0.025	0.015	0.010		0.010	0.025	0.0
413.08	GWG:MET GA	18	FORESTRY SERVICES											
413.09	GWG:TGA	18	FORESTRY SERVICES		0.010			0.010		0.010		0.010	0.010	0.0
414.01	DZ:MONGAR	18	FORESTRY SERVICES	3.823	0.970			4.794	3.893	0.900		0.900	4.794	0.0
414.02	GWG:BALAM	18	FORESTRY SERVICES		0.030			0.030	0.030				0.030	0.0
414.03	GWG:CHALI	18	FORESTRY SERVICES		0.030			0.030	0.030				0.030	0.0
414.04	GWG:CHASKHAR	18	FORESTRY SERVICES		0.028			0.028	0.028				0.028	0.0
414.05	GWG:DRAMETSE	18	FORESTRY SERVICES		0.030			0.030	0.030				0.030	0.0
414.06	GWG:DREPONG	18	FORESTRY SERVICES		0.030			0.030	0.030				0.030	0.0
414.07	GWG:GONGDUE	18	FORESTRY SERVICES		0.030			0.030	0.030				0.030	0.0
414.08	GWG:JURMEY	18	FORESTRY SERVICES		0.030			0.030	0.030				0.030	0.0
414.09	GWG:KENGKHAR	18	FORESTRY SERVICES		0.030			0.030	0.030				0.030	0.0
414.10	GWG:MONGAR	18	FORESTRY SERVICES		0.030			0.030	0.030				0.030	0.0
414.11	GWG:NGATSHANG	18	FORESTRY SERVICES		0.030			0.030	0.030				0.030	0.0
414.12	GWG:SALENG	18	FORESTRY SERVICES		0.030			0.030	0.030				0.030	0.0
414.13	GWG:SHERIMUNG	18	FORESTRY SERVICES		0.030			0.030	0.030				0.030	0.0
414.14	GWG:ILAMBI GE	18	FORESTRY SERVICES											
414.15	GWG:THANGRONG	18	FORESTRY SERVICES		0.030			0.030	0.030				0.030	0.0
414.16	GWG:TSAKALING	18	FORESTRY SERVICES		0.030			0.030	0.030				0.030	0.0
414.17	GWG:TSAMANG	18	FORESTRY SERVICES											
415.01	DZ:PEMAGATSHEL	18	FORESTRY SERVICES	2.115	0.448			2.563	2.279	0.284		0.284	2.563	0.0

EXPENDITURE SUMMARY BY IMF FUNCTIONAL CLASSIFICATION FOR THE FY 2006-2007														
AU Code	AU Acronym	PR Code	PR Name	Current	Capital	Lending	Repay	Total	RGoB	External			Total	% of G/Total
										Grants	Loans	Total		
415.05	GWG:KHA	18	FORESTRY SERVICES		0.026			0.026	0.026				0.026	0.0
415.06	GWG:SHU	18	FORESTRY SERVICES	0.030				0.030	0.030				0.030	0.0
415.08	GWG:ZOB	18	FORESTRY SERVICES											
415.09	GWG:DECHENLING	18	FORESTRY SERVICES		0.015			0.015		0.015		0.015	0.015	0.0
415.11	GWG:NANONG	18	FORESTRY SERVICES											
416.01	DZ:DASJ	18	FORESTRY SERVICES	2.582	0.589			3.170	3.069	0.101		0.101	3.170	0.0
416.02	GWG:PG	18	FORESTRY SERVICES											
416.03	GWG:P/THANG	18	FORESTRY SERVICES											
416.04	GWG:DG	18	FORESTRY SERVICES											
416.05	GWG:GG	18	FORESTRY SERVICES											
416.06	GWG:LG	18	FORESTRY SERVICES											
416.07	GWG:LAURI	18	FORESTRY SERVICES											
416.08	GWG:MG	18	FORESTRY SERVICES		0.020			0.020	0.020				0.020	0.0
416.10	GWG:OG	18	FORESTRY SERVICES		0.020			0.020	0.020				0.020	0.0
416.12	GWG:SERTHI	18	FORESTRY SERVICES											
417.01	DZ:DAT	18	FORESTRY SERVICES	3.642	1.856			5.497	4.275	1.223		1.223	5.497	0.0
417.02	GWG:BARTSHAM	18	FORESTRY SERVICES		0.010			0.010		0.010		0.010	0.010	0.0
417.03	GWG:PIDUNG	18	FORESTRY SERVICES		0.024			0.024		0.024		0.024	0.024	0.0
417.04	GWG:KANGLUNG	18	FORESTRY SERVICES		0.010			0.010		0.010		0.010	0.010	0.0
417.05	GWG:KANGPARA	18	FORESTRY SERVICES		0.025			0.025		0.025		0.025	0.025	0.0
417.06	GWG:KHALING	18	FORESTRY SERVICES		0.018			0.018		0.018		0.018	0.018	0.0
417.07	GWG:LUMANG	18	FORESTRY SERVICES		0.344			0.344		0.344		0.344	0.344	0.0
417.08	GWG:MERAK	18	FORESTRY SERVICES		0.010			0.010		0.010		0.010	0.010	0.0
417.09	GWG:NANONG	18	FORESTRY SERVICES											
417.10	GWG:PHONGMEY	18	FORESTRY SERVICES		0.008			0.008		0.008		0.008	0.008	0.0
417.11	GWG:RADHI	18	FORESTRY SERVICES		0.010			0.010		0.010		0.010	0.010	0.0
417.12	GWG:SAKTEN	18	FORESTRY SERVICES											
417.13	GWG:SAMKHAR	18	FORESTRY SERVICES		0.009			0.009		0.009		0.009	0.009	0.0
417.14	GWG:SHONGPHU	18	FORESTRY SERVICES		0.023			0.023		0.023		0.023	0.023	0.0
417.15	GWG:THRIMSHING	18	FORESTRY SERVICES		0.007			0.007		0.007		0.007	0.007	0.0
417.16	GWG:UZORONG	18	FORESTRY SERVICES		0.024			0.024		0.024		0.024	0.024	0.0
417.17	GWG:YANGNEER	18	FORESTRY SERVICES		0.025			0.025		0.025		0.025	0.025	0.0
418.01	DZ:THIMPHU	18	FORESTRY SERVICES	3.587	0.494			4.082	3.661	0.420		0.420	4.082	0.0
418.02	GWG:BABI	18	FORESTRY SERVICES	0.005	0.010			0.015		0.015		0.015	0.015	0.0
418.03	GWG:CHANG	18	FORESTRY SERVICES		0.010			0.010		0.010		0.010	0.010	0.0
418.04	GWG:DAGALA	18	FORESTRY SERVICES		0.070			0.070	0.060	0.010		0.010	0.070	0.0
418.05	GWG:GAYNEY	18	FORESTRY SERVICES		0.010			0.010		0.010		0.010	0.010	0.0
418.06	GWG:KAWANG	18	FORESTRY SERVICES	0.005	0.010			0.015		0.015		0.015	0.015	0.0
418.07	GWG:LINGSH	18	FORESTRY SERVICES		0.010			0.010		0.010		0.010	0.010	0.0
418.08	GWG:MEWANG	18	FORESTRY SERVICES	0.010	0.010			0.020		0.020		0.020	0.020	0.0
418.09	GWG:NARO	18	FORESTRY SERVICES		0.010			0.010		0.010		0.010	0.010	0.0
418.10	GWG:SOE	18	FORESTRY SERVICES		0.010			0.010		0.010		0.010	0.010	0.0
418.12	GWG:TOEBI	18	FORESTRY SERVICES	0.005	0.010			0.015		0.015		0.015	0.015	0.0
419.01	DZ:GADZONG	18	FORESTRY SERVICES	1.175	0.283			1.458	1.298	0.159		0.159	1.458	0.0
419.02	GWG:KHAME	18	FORESTRY SERVICES	0.022	0.018			0.040	0.040				0.040	0.0
419.03	GWG:KHATOE	18	FORESTRY SERVICES	0.011	0.040			0.051	0.051				0.051	0.0
419.04	GWG:LAYA	18	FORESTRY SERVICES	0.010	0.049			0.059	0.059				0.059	0.0
419.05	GWG:LUNANA	18	FORESTRY SERVICES		0.020			0.020	0.020				0.020	0.0
420.01	DZ:YANGTSE	18	FORESTRY SERVICES	2.154	0.189			2.343	2.343				2.343	0.0

EXPENDITURE SUMMARY BY IMF FUNCTIONAL CLASSIFICATION FOR THE FY 2006-2007														
AU Code	AU Acronym	PR Code	PR Name	Current	Capital	Lending	Repay	Total	RGoB	External			Total	% of G/Total
										Grants	Loans	Total		
420.02	GWG: BUMDE	18	FORESTRY SERVICES		0.025			0.025		0.025		0.025	0.025	0.0
420.03	GWG: JAMKH	18	FORESTRY SERVICES		0.025			0.025	0.025				0.025	0.0
420.04	GWG: KHAMD	18	FORESTRY SERVICES											
420.05	GWG: RAMJA	18	FORESTRY SERVICES		0.025			0.025	0.025				0.025	0.0
420.07	GWG: TONGS	18	FORESTRY SERVICES		0.024			0.024		0.024		0.024	0.024	0.0
420.08	GWG: YALLA	18	FORESTRY SERVICES		0.075			0.075	0.050	0.025		0.025	0.075	0.0
420.09	GWG: YANGT	18	FORESTRY SERVICES		0.025			0.025		0.025		0.025	0.025	0.0
			Sub Classification Total 10.2	310.087	137.371	0.000	0.000	447.459	375.494	71.965	0.000	71.965	447.459	2.7
10.5	Ag./Forestry/Fish./Hunt. Aff. & Serv. n.e.c.													
205.01	MOA	17	LIVESTOCK SERVICES	104.629	114.529			219.158	133.708	85.451		85.451	219.158	1.3
401.01	DZ:CDA	17	LIVESTOCK SERVICES	6.318	4.154			10.472	6.118	4.355		4.355	10.472	0.1
401.02	GWG:SPG	17	LIVESTOCK SERVICES		0.018			0.018		0.018		0.018	0.018	0.0
401.03	GWG:BOG	17	LIVESTOCK SERVICES		0.010			0.010		0.010		0.010	0.010	0.0
401.05	GWG:DAG	17	LIVESTOCK SERVICES		0.018			0.018		0.018		0.018	0.018	0.0
401.06	GWG:GTG	17	LIVESTOCK SERVICES		0.010			0.010		0.010		0.010	0.010	0.0
401.07	GWG:LKG	17	LIVESTOCK SERVICES		0.018			0.018		0.018		0.018	0.018	0.0
401.08	GWG:DUG	17	LIVESTOCK SERVICES		0.010			0.010		0.010		0.010	0.010	0.0
401.09	GWG:GLG	17	LIVESTOCK SERVICES		0.010			0.010		0.010		0.010	0.010	0.0
401.10	GWG:MEG	17	LIVESTOCK SERVICES		0.010			0.010		0.010		0.010	0.010	0.0
401.11	GWG:PLG	17	LIVESTOCK SERVICES		0.018			0.018		0.018		0.018	0.018	0.0
401.12	GWG:BLG	17	LIVESTOCK SERVICES		0.018			0.018		0.018		0.018	0.018	0.0
402.01	DZ:HAA	17	LIVESTOCK SERVICES	5.460	0.679			6.139	5.770	0.369		0.369	6.139	0.0
402.02	GWG:BJE	17	LIVESTOCK SERVICES	0.010	0.010			0.020		0.020		0.020	0.020	0.0
402.03	GWG:KSH	17	LIVESTOCK SERVICES	0.010	0.010			0.020		0.020		0.020	0.020	0.0
402.04	GWG:SBY	17	LIVESTOCK SERVICES	0.010	0.010			0.020		0.020		0.020	0.020	0.0
402.05	GWG:SAM	17	LIVESTOCK SERVICES	0.010	0.010			0.020		0.020		0.020	0.020	0.0
402.06	GWG:USE	17	LIVESTOCK SERVICES	0.009	0.025			0.034	0.015	0.019		0.019	0.034	0.0
403.01	DZ:PARO	17	LIVESTOCK SERVICES	7.364	5.537			12.901	7.240	5.661		5.661	12.901	0.1
403.02	GWG:DOB	17	LIVESTOCK SERVICES	0.010	0.010			0.020		0.020		0.020	0.020	0.0
403.03	GWG:DOG	17	LIVESTOCK SERVICES	0.010	0.010			0.020		0.020		0.020	0.020	0.0
403.04	GWG:DOT	17	LIVESTOCK SERVICES	0.010	0.010			0.020		0.020		0.020	0.020	0.0
403.05	GWG:HOR	17	LIVESTOCK SERVICES	0.010	0.010			0.020		0.020		0.020	0.020	0.0
403.06	GWG:LAN	17	LIVESTOCK SERVICES	0.010	0.010			0.020		0.020		0.020	0.020	0.0
403.07	GWG:LUN	17	LIVESTOCK SERVICES	0.010	0.010			0.020		0.020		0.020	0.020	0.0
403.08	GWG:NAJ	17	LIVESTOCK SERVICES	0.026	0.010			0.036		0.036		0.036	0.036	0.0
403.09	GWG:SHA	17	LIVESTOCK SERVICES	0.010	0.010			0.020		0.020		0.020	0.020	0.0
403.10	GWG:TSE	17	LIVESTOCK SERVICES	0.010	0.015			0.025		0.025		0.025	0.025	0.0
403.11	GWG:WAN	17	LIVESTOCK SERVICES	0.010	0.008			0.018		0.018		0.018	0.018	0.0
404.01	DZ:SD	17	LIVESTOCK SERVICES	6.316	2.159			8.475	8.475				8.475	0.1
404.02	GWG:BARA	17	LIVESTOCK SERVICES	0.010	0.020			0.030	0.030				0.030	0.0
404.03	GWG:BIRU	17	LIVESTOCK SERVICES	0.010	0.020			0.030	0.030				0.030	0.0
404.04	GWG:CHAR	17	LIVESTOCK SERVICES	0.012	0.020			0.032	0.032				0.032	0.0
404.05	GWG:CHENI	17	LIVESTOCK SERVICES	0.010	0.020			0.030	0.030				0.030	0.0
404.06	GWG:DEN	17	LIVESTOCK SERVICES	0.015	0.020			0.035	0.035				0.035	0.0
404.07	GWG:DOR	17	LIVESTOCK SERVICES	0.015	0.020			0.035	0.035				0.035	0.0
404.08	GWG:DUMT	17	LIVESTOCK SERVICES		0.020			0.020	0.020				0.020	0.0
404.09	GWG:GHUMA	17	LIVESTOCK SERVICES	0.015	0.020			0.035	0.035				0.035	0.0
404.10	GWG:LHA	17	LIVESTOCK SERVICES	0.015	0.020			0.035	0.035				0.035	0.0
404.11	GWG:MAY	17	LIVESTOCK SERVICES											

EXPENDITURE SUMMARY BY IMF FUNCTIONAL CLASSIFICATION FOR THE FY 2006-2007														
AU Code	AU Acronym	PR Code	PR Name	Current	Capital	Lending	Repay	Total	RGoB	External			Total	% of G/Total
										Grants	Loans	Total		
404.12	GWG:NAINI	17	LIVESTOCK SERVICES	0.022	0.020			0.042	0.042				0.042	0.0
404.13	GWG:PUG	17	LIVESTOCK SERVICES	0.010	0.010			0.020	0.020				0.020	0.0
404.14	GWG:SAM	17	LIVESTOCK SERVICES	0.012	0.015			0.027	0.027				0.027	0.0
404.15	GWG:SIP	17	LIVESTOCK SERVICES	0.015	0.060			0.075	0.075				0.075	0.0
404.16	GWG:TAD	17	LIVESTOCK SERVICES	0.015	0.020			0.035	0.035				0.035	0.0
404.17	GWG:TEN	17	LIVESTOCK SERVICES	0.011	0.010			0.021	0.021				0.021	0.0
405.01	DZ:TD	17	LIVESTOCK SERVICES	6.373	0.211			6.584	6.584				6.584	0.0
405.02	GWG:BEG	17	LIVESTOCK SERVICES	0.009	0.019			0.028	0.028				0.028	0.0
405.03	GWG:DUG	17	LIVESTOCK SERVICES	0.020	0.019			0.038	0.038				0.038	0.0
405.04	GWG:BAG	17	LIVESTOCK SERVICES	0.007				0.007	0.007				0.007	0.0
405.05	GWG:GOG	17	LIVESTOCK SERVICES	0.014	0.021			0.035	0.035				0.035	0.0
405.06	GWG:RAG	17	LIVESTOCK SERVICES	0.018	0.019			0.037	0.037				0.037	0.0
405.07	GWG:KIG	17	LIVESTOCK SERVICES	0.020	0.025			0.045	0.045				0.045	0.0
405.08	GWG:MEG	17	LIVESTOCK SERVICES	0.017	0.024			0.042	0.042				0.042	0.0
405.09	GWG:PAT	17	LIVESTOCK SERVICES	0.018	0.017			0.035	0.035				0.035	0.0
405.10	GWG:PGC	17	LIVESTOCK SERVICES		0.006			0.006	0.006				0.006	0.0
405.11	GWG:SHG	17	LIVESTOCK SERVICES	0.018	0.021			0.039	0.039				0.039	0.0
405.12	GWG:TSG	17	LIVESTOCK SERVICES	0.006	0.020			0.026	0.026				0.026	0.0
405.13	GWG:TGR	17	LIVESTOCK SERVICES	0.024	0.025			0.049	0.049				0.049	0.0
406.01	DZ:DDA	17	LIVESTOCK SERVICES	3.889	0.354			4.243	4.243				4.243	0.0
406.02	GWG:DOR	17	LIVESTOCK SERVICES	0.003	0.009			0.012	0.012				0.012	0.0
406.03	GWG:DRU	17	LIVESTOCK SERVICES	0.011				0.011	0.011				0.011	0.0
406.04	GWG:GESAR	17	LIVESTOCK SERVICES		0.015			0.015	0.015				0.015	0.0
406.05	GWG:GOSH	17	LIVESTOCK SERVICES	0.011	0.127			0.138	0.138				0.138	0.0
406.06	GWG:KAN	17	LIVESTOCK SERVICES		0.120			0.120	0.120				0.120	0.0
406.07	GWG:KHEBI	17	LIVESTOCK SERVICES	0.008	0.031			0.039	0.039				0.039	0.0
406.08	GWG:LAJA	17	LIVESTOCK SERVICES											
406.09	GWG:T/DING	17	LIVESTOCK SERVICES	0.010	0.017			0.027	0.027				0.027	0.0
406.10	GWG:T/GANG	17	LIVESTOCK SERVICES		0.015			0.015	0.015				0.015	0.0
406.11	GWG:T/KHA	17	LIVESTOCK SERVICES											
406.12	GWG:TEZA	17	LIVESTOCK SERVICES	0.010	0.109			0.119	0.119				0.119	0.0
407.01	DZ:PUN	17	LIVESTOCK SERVICES	4.700	7.371			12.071	12.071				12.071	0.1
407.02	GWG:CHHU	17	LIVESTOCK SERVICES	0.003	0.010			0.013	0.013				0.013	0.0
407.03	GWG:GOEN	17	LIVESTOCK SERVICES	0.010	0.015			0.025	0.025				0.025	0.0
407.04	GWG:GUMA	17	LIVESTOCK SERVICES	0.003	0.015			0.018	0.018				0.018	0.0
407.05	GWG:KAB	17	LIVESTOCK SERVICES	0.012	0.010			0.022	0.022				0.022	0.0
407.06	GWG:LING	17	LIVESTOCK SERVICES	0.006	0.010			0.016	0.016				0.016	0.0
407.07	GWG:SHE	17	LIVESTOCK SERVICES	0.005	0.037			0.042	0.042				0.042	0.0
407.08	GWG:TALO	17	LIVESTOCK SERVICES	0.003	0.010			0.013	0.013				0.013	0.0
407.09	GWG:TEO	17	LIVESTOCK SERVICES	0.007	0.010			0.017	0.017				0.017	0.0
407.10	GWG:ZOMI	17	LIVESTOCK SERVICES	0.003	0.018			0.021	0.021				0.021	0.0
408.01	DZ:WANG	17	LIVESTOCK SERVICES	8.700	0.248			8.948	8.948				8.948	0.1
408.02	GWG:BJE	17	LIVESTOCK SERVICES	0.050	0.042			0.092	0.092				0.092	0.0
408.03	GWG:DANGCHU	17	LIVESTOCK SERVICES	0.020				0.020	0.020				0.020	0.0
408.05	GWG:GANGTE	17	LIVESTOCK SERVICES	0.023	0.038			0.061	0.061				0.061	0.0
408.07	GWG:GASETSHO W	17	LIVESTOCK SERVICES	0.010	0.030			0.040	0.040				0.040	0.0
408.08	GWG:KAZHI	17	LIVESTOCK SERVICES		0.028			0.028	0.028				0.028	0.0
408.09	GWG:NAHI	17	LIVESTOCK SERVICES	0.022				0.022	0.022				0.022	0.0
408.10	GWG:NYISHO	17	LIVESTOCK SERVICES	0.006	0.039			0.045	0.045				0.045	0.0

EXPENDITURE SUMMARY BY IMF FUNCTIONAL CLASSIFICATION FOR THE FY 2006-2007														
AU Code	AU Acronym	PR Code	PR Name	Current	Capital	Lending	Repay	Total	RGoB	External			Total	% of G/Total
										Grants	Loans	Total		
408.12	GWG:PHOBI	17	LIVESTOCK SERVICES		0.030			0.030	0.030				0.030	0.0
408.13	GWG:RUEPISA	17	LIVESTOCK SERVICES	0.051				0.051	0.051				0.051	0.0
408.15	GWG:ATHANG	17	LIVESTOCK SERVICES	0.001	0.185			0.186	0.186				0.186	0.0
408.16	GWG:THEDTSHO	17	LIVESTOCK SERVICES	0.015				0.015	0.015				0.015	0.0
409.01	DZ:BUMTHANG	17	LIVESTOCK SERVICES	3.979	3.544			7.523	7.517	0.006		0.006	7.523	0.0
409.02	GWG:CHHOEK	17	LIVESTOCK SERVICES	0.040				0.040	0.040				0.040	0.0
409.03	GWG:CHHUME	17	LIVESTOCK SERVICES	0.020	0.436			0.456	0.056	0.400		0.400	0.456	0.0
409.04	GWG:TANG	17	LIVESTOCK SERVICES		0.032			0.032	0.032				0.032	0.0
409.05	GWG:URA	17	LIVESTOCK SERVICES		0.150			0.150	0.050	0.100		0.100	0.150	0.0
410.01	DAS	17	LIVESTOCK SERVICES	6.527	0.627			7.155	6.627	0.528		0.528	7.155	0.0
410.02	BG	17	LIVESTOCK SERVICES		0.036			0.036	0.036				0.036	0.0
410.03	CG	17	LIVESTOCK SERVICES	0.012	0.010			0.022	0.022				0.022	0.0
410.04	DG	17	LIVESTOCK SERVICES	0.015				0.015	0.015				0.015	0.0
410.05	DG	17	LIVESTOCK SERVICES	0.010	0.027			0.037	0.037				0.037	0.0
410.06	DG	17	LIVESTOCK SERVICES		0.018			0.018	0.018				0.018	0.0
410.07	GG	17	LIVESTOCK SERVICES	0.001				0.001	0.001				0.001	0.0
410.08	HG	17	LIVESTOCK SERVICES	0.010				0.010	0.010				0.010	0.0
410.09	JG	17	LIVESTOCK SERVICES	0.010	0.025			0.035	0.035				0.035	0.0
410.10	LG	17	LIVESTOCK SERVICES		0.018			0.018	0.018				0.018	0.0
410.11	NG	17	LIVESTOCK SERVICES		0.010			0.010	0.010				0.010	0.0
410.12	S/TAR G	17	LIVESTOCK SERVICES		0.030			0.030	0.030				0.030	0.0
410.13	SZG	17	LIVESTOCK SERVICES	0.005				0.005	0.005				0.005	0.0
410.14	SIN G	17	LIVESTOCK SERVICES		0.040			0.040	0.040				0.040	0.0
410.16	UG	17	LIVESTOCK SERVICES	0.006				0.006	0.006				0.006	0.0
411.01	DZ:ZD	17	LIVESTOCK SERVICES	5.487	0.233			5.720	5.715	0.005		0.005	5.720	0.0
411.02	GWG:BG	17	LIVESTOCK SERVICES		0.013			0.013	0.013				0.013	0.0
411.03	GWG:BG	17	LIVESTOCK SERVICES											
411.04	GWG:NG	17	LIVESTOCK SERVICES		0.024			0.024	0.024				0.024	0.0
411.05	GWG:NG	17	LIVESTOCK SERVICES		1.218			1.218	1.218				1.218	0.0
411.06	GWG:PG	17	LIVESTOCK SERVICES											
411.07	GWG:SG	17	LIVESTOCK SERVICES		0.012			0.012	0.012				0.012	0.0
411.08	GWG:TG	17	LIVESTOCK SERVICES		0.116			0.116	0.116				0.116	0.0
411.09	GWG:GG	17	LIVESTOCK SERVICES											
412.01	DZ:TRONGSA	17	LIVESTOCK SERVICES	4.637	1.223			5.860	5.733	0.127		0.127	5.860	0.0
412.02	GWG:DRAGTE	17	LIVESTOCK SERVICES		0.684			0.684		0.684		0.684	0.684	0.0
412.03	GWG:KORPHU	17	LIVESTOCK SERVICES	0.020	0.020			0.040	0.040				0.040	0.0
412.04	GWG:LANGTH	17	LIVESTOCK SERVICES	0.020	0.664			0.684	0.020	0.664		0.664	0.684	0.0
412.05	GWG:NUBI	17	LIVESTOCK SERVICES											
412.06	GWG:TANGBI	17	LIVESTOCK SERVICES	0.020				0.020	0.020				0.020	0.0
413.01	DZ:DAL	17	LIVESTOCK SERVICES	3.763	1.951			5.715	4.303		1.412	1.412	5.715	0.0
413.02	GWG:GGA	17	LIVESTOCK SERVICES		0.068			0.068	0.068				0.068	0.0
413.03	GWG:JGA	17	LIVESTOCK SERVICES		0.010			0.010	0.010				0.010	0.0
413.04	GWG:KHO-GA	17	LIVESTOCK SERVICES		0.033			0.033	0.033				0.033	0.0
413.05	GWG:KUR-GA	17	LIVESTOCK SERVICES	0.014	0.019			0.033	0.033				0.033	0.0
413.06	GWG:MGA	17	LIVESTOCK SERVICES											
413.07	GWG:MIN GA	17	LIVESTOCK SERVICES	0.001	0.025			0.026	0.026				0.026	0.0
413.08	GWG:MET GA	17	LIVESTOCK SERVICES	0.019	0.028			0.047	0.047				0.047	0.0
413.09	GWG:TGA	17	LIVESTOCK SERVICES		0.020			0.020	0.020				0.020	0.0
414.01	DZ:MONGAR	17	LIVESTOCK SERVICES	7.432	2.557			9.989	8.561		1.428	1.428	9.989	0.1

EXPENDITURE SUMMARY BY IMF FUNCTIONAL CLASSIFICATION FOR THE FY 2006-2007														
AU Code	AU Acronym	PR Code	PR Name	Current	Capital	Lending	Repay	Total	RGoB	External			Total	% of G/Total
										Grants	Loans	Total		
415.01	DZ:PEMAGATSHL	17	LIVESTOCK SERVICES	4.980	2.619			7.599	5.733		1.867	1.867	7.599	0.0
416.01	DZ:DASJ	17	LIVESTOCK SERVICES	6.014	1.226			7.240	5.722		1.518	1.518	7.240	0.0
417.01	DZ:DAT	17	LIVESTOCK SERVICES	7.431	6.402			13.833	12.084		1.749	1.749	13.833	0.1
417.08	GWG:MERAK	17	LIVESTOCK SERVICES		0.338			0.338		0.338		0.338	0.338	0.0
418.01	DZ:THIMPHU	17	LIVESTOCK SERVICES	8.037	6.026			14.063	8.062	6.001		6.001	14.063	0.1
418.02	GWG:BABI	17	LIVESTOCK SERVICES	0.010	0.022			0.032		0.032		0.032	0.032	0.0
418.03	GWG:CHANG	17	LIVESTOCK SERVICES	-0.005	0.020			0.015		0.015		0.015	0.015	0.0
418.04	GWG:DAGALA	17	LIVESTOCK SERVICES	0.015	0.072			0.087	0.050	0.037		0.037	0.087	0.0
418.05	GWG:GAYNEY	17	LIVESTOCK SERVICES	0.005	0.017			0.022		0.022		0.022	0.022	0.0
418.06	GWG:KAWANG	17	LIVESTOCK SERVICES	0.020	0.022			0.042		0.042		0.042	0.042	0.0
418.07	GWG:LINGSH	17	LIVESTOCK SERVICES	0.005	0.132			0.137	0.115	0.022		0.022	0.137	0.0
418.08	GWG:MEWANG	17	LIVESTOCK SERVICES	0.010	0.022			0.032	0.012	0.020		0.020	0.032	0.0
418.09	GWG:NARO	17	LIVESTOCK SERVICES		0.065			0.065	0.048	0.017		0.017	0.065	0.0
418.10	GWG:SOE	17	LIVESTOCK SERVICES	0.005	0.122			0.127	0.117	0.010		0.010	0.127	0.0
418.12	GWG:TOEBI	17	LIVESTOCK SERVICES	0.010	0.010			0.020		0.020		0.020	0.020	0.0
419.01	DZ:GADZONG	17	LIVESTOCK SERVICES	2.407	0.576			2.982	2.982				2.982	0.0
419.02	GWG:KHAME	17	LIVESTOCK SERVICES	0.054	0.048			0.103	0.103				0.103	0.0
419.03	GWG:KHATOE	17	LIVESTOCK SERVICES	0.050	0.023			0.073	0.073				0.073	0.0
419.04	GWG:LAYA	17	LIVESTOCK SERVICES	0.050	0.031			0.081	0.081				0.081	0.0
419.05	GWG:LUNANA	17	LIVESTOCK SERVICES	0.042	0.032			0.074	0.074				0.074	0.0
420.01	DZ:YANGTSE	17	LIVESTOCK SERVICES	5.077	2.524			7.602	5.215	2.387		2.387	7.602	0.0
			Sub Classification Total 10.5	220.840	171.319	0.000	0.000	392.158	276.416	105.382	10.361	115.742	392.158	2.4
10.6			Sub Classification Total 10.6	0.000	0.000	0.000	0.000	0.000	0.000	0.000	0.000	0.000	0.000	0.0
			Classification Total 10	949.907	759.477	0.000	0.000	1,709.384	1,208.052	378.247	123.084	501.331	1,709.384	10.5
11	Mining/Mineral Res./Manu./Const. Aff. & Serv.													
206.01	MTI	20	GEOLOGY AND MINES SERVICES	35.615	12.978			48.592	36.221	12.372		12.372	48.592	0.3
			Sub Classification Total 11.	35.615	12.978	0.000	0.000	48.592	36.221	12.372	0.000	12.372	48.592	0.3
11.4	Mining/Min.res./Manu./Const. Aff. & Serv. n.e.c.													
206.01	MTI	22	INDUSTRIES SERVICES	16.459	57.317			73.776	64.560	9.216		9.216	73.776	0.5
			Sub Classification Total 11.4	16.459	57.317	0.000	0.000	73.776	64.560	9.216	0.000	9.216	73.776	0.5
			Classification Total 11	52.073	70.295	0.000	0.000	122.368	100.781	21.587	0.000	21.587	122.368	0.8
12	Transportation and Communication Aff. & Serv													
12.1	Road Transport Affairs and Services													
209.01	MoIC	01	GENERAL ADMINISTRATION AND DIRECTION SERVICES	24.571	13.038			37.609	37.609				37.609	0.2
208.01	MoWHS	24	ROADS & BRIDGES SERVICES	211.254	1,922.924			2,134.177	1,109.068	1,014.962	10.148	1,025.109	2,134.177	13.1
209.01	MoIC	27	ROAD SAFETY AND TRANSPORT SERVICES	26.636	40.785			67.421	64.928	2.493		2.493	67.421	0.4
401.03	GWG:BOG	24	ROADS & BRIDGES SERVICES		0.025			0.025	0.025				0.025	0.0
401.06	GWG:GTG	24	ROADS & BRIDGES SERVICES											
401.08	GWG:DUG	24	ROADS & BRIDGES SERVICES		0.045			0.045	0.045				0.045	0.0
401.09	GWG:GLG	24	ROADS & BRIDGES SERVICES		0.027			0.027	0.027				0.027	0.0
401.10	GWG:MEG	24	ROADS & BRIDGES SERVICES		0.241			0.241	0.241				0.241	0.0
401.11	GWG:PLG	24	ROADS & BRIDGES SERVICES		0.112			0.112	0.112				0.112	0.0
402.02	GWG:BJE	24	ROADS & BRIDGES SERVICES											
402.04	GWG:SBY	24	ROADS & BRIDGES SERVICES		0.034			0.034	0.034				0.034	0.0
402.05	GWG:SAM	24	ROADS & BRIDGES SERVICES		0.014			0.014	0.014				0.014	0.0
402.06	GWG:USE	24	ROADS & BRIDGES SERVICES											
403.02	GWG:DOB	24	ROADS & BRIDGES SERVICES											
403.03	GWG:DOG	24	ROADS & BRIDGES SERVICES		0.070			0.070	0.070				0.070	0.0

EXPENDITURE SUMMARY BY IMF FUNCTIONAL CLASSIFICATION FOR THE FY 2006-2007														
AU Code	AU Acronym	PR Code	PR Name	Current	Capital	Lending	Repay	Total	RGoB	External			Total	% of G/Total
										Grants	Loans	Total		
403.04	GWG:DOT	24	ROADS & BRIDGES SERVICES		0.037			0.037	0.037				0.037	0.0
403.05	GWG:HOR	24	ROADS & BRIDGES SERVICES		0.327			0.327	0.327				0.327	0.0
403.06	GWG:LAN	24	ROADS & BRIDGES SERVICES		0.126			0.126	0.126				0.126	0.0
403.08	GWG:NAJ	24	ROADS & BRIDGES SERVICES		0.075			0.075	0.075				0.075	0.0
403.09	GWG:SHA	24	ROADS & BRIDGES SERVICES		0.524			0.524	0.524				0.524	0.0
403.10	GWG:TSE	24	ROADS & BRIDGES SERVICES		0.342			0.342	0.342				0.342	0.0
403.11	GWG:WAN	24	ROADS & BRIDGES SERVICES											
404.02	GWG:BARA	24	ROADS & BRIDGES SERVICES		0.050			0.050	0.050				0.050	0.0
404.06	GWG:DEN	24	ROADS & BRIDGES SERVICES		0.107			0.107	0.107				0.107	0.0
404.07	GWG:DOR	24	ROADS & BRIDGES SERVICES		0.083			0.083	0.083				0.083	0.0
404.08	GWG:DUMT	24	ROADS & BRIDGES SERVICES											
404.09	GWG:GHUMA	24	ROADS & BRIDGES SERVICES											
404.10	GWG:LHA	24	ROADS & BRIDGES SERVICES											
404.11	GWG:MAY	24	ROADS & BRIDGES SERVICES		0.024			0.024	0.024				0.024	0.0
404.17	GWG:TEN	24	ROADS & BRIDGES SERVICES											
405.03	GWG:DUG	24	ROADS & BRIDGES SERVICES		0.023			0.023	0.023				0.023	0.0
405.06	GWG:RAG	24	ROADS & BRIDGES SERVICES		0.100			0.100	0.100				0.100	0.0
405.10	GWG:PGC	24	ROADS & BRIDGES SERVICES		0.032			0.032	0.032				0.032	0.0
405.11	GWG:SHG	24	ROADS & BRIDGES SERVICES		0.011			0.011	0.011				0.011	0.0
405.13	GWG:TGR	24	ROADS & BRIDGES SERVICES		6.917			6.917			6.917	6.917	6.917	0.0
406.06	GWG:KAN	24	ROADS & BRIDGES SERVICES		0.467			0.467	0.467				0.467	0.0
406.07	GWG:KHEBI	24	ROADS & BRIDGES SERVICES											
406.12	GWG:TEZA	24	ROADS & BRIDGES SERVICES		0.102			0.102	0.102				0.102	0.0
407.02	GWG:CHHU	24	ROADS & BRIDGES SERVICES											
407.07	GWG:SHE	24	ROADS & BRIDGES SERVICES											
408.02	GWG:BJE	24	ROADS & BRIDGES SERVICES											
408.04	GWG:DAGA	24	ROADS & BRIDGES SERVICES		0.019			0.019	0.019				0.019	0.0
408.06	GWG:GASETSHO G	24	ROADS & BRIDGES SERVICES											
408.09	GWG:NAHI	24	ROADS & BRIDGES SERVICES		0.090			0.090	0.090				0.090	0.0
408.10	GWG:NYISHO	24	ROADS & BRIDGES SERVICES		0.080			0.080	0.080				0.080	0.0
408.14	GWG:SEPHU	24	ROADS & BRIDGES SERVICES		0.019			0.019	0.019				0.019	0.0
408.15	GWG:ATHANG	24	ROADS & BRIDGES SERVICES		0.009			0.009		0.009		0.009	0.009	0.0
409.02	GWG:CHHOEK	24	ROADS & BRIDGES SERVICES		0.031			0.031	0.031				0.031	0.0
410.05	DG	24	ROADS & BRIDGES SERVICES											
410.06	DG	24	ROADS & BRIDGES SERVICES		0.003			0.003	0.003				0.003	0.0
410.08	HG	24	ROADS & BRIDGES SERVICES		0.086			0.086	0.086				0.086	0.0
411.02	GWG:BG	24	ROADS & BRIDGES SERVICES	0.029	0.046			0.075	0.029	0.046		0.046	0.075	0.0
411.03	GWG:BG	24	ROADS & BRIDGES SERVICES		0.237			0.237		0.237		0.237	0.237	0.0
411.04	GWG:NG	24	ROADS & BRIDGES SERVICES		0.044			0.044	0.044				0.044	0.0
411.05	GWG:NG	24	ROADS & BRIDGES SERVICES		0.765			0.765		0.765		0.765	0.765	0.0
411.06	GWG:PG	24	ROADS & BRIDGES SERVICES		0.104			0.104	0.104				0.104	0.0
411.07	GWG:SG	24	ROADS & BRIDGES SERVICES											
411.08	GWG:TG	24	ROADS & BRIDGES SERVICES		0.073			0.073	0.073				0.073	0.0
411.09	GWG:GG	24	ROADS & BRIDGES SERVICES		0.725			0.725	0.108	0.617		0.617	0.725	0.0
412.03	GWG:KORPHU	24	ROADS & BRIDGES SERVICES		0.115			0.115	0.115				0.115	0.0
412.04	GWG:LANGTH	24	ROADS & BRIDGES SERVICES											
412.05	GWG:NUBI	24	ROADS & BRIDGES SERVICES		0.066			0.066	0.066				0.066	0.0
412.06	GWG:TANGBI	24	ROADS & BRIDGES SERVICES		0.131			0.131	0.131				0.131	0.0
413.02	GWG:GGA	24	ROADS & BRIDGES SERVICES		0.682			0.682		0.682		0.682	0.682	0.0

EXPENDITURE SUMMARY BY IMF FUNCTIONAL CLASSIFICATION FOR THE FY 2006-2007														
AU Code	AU Acronym	PR Code	PR Name	Current	Capital	Lending	Repay	Total	RGoB	External			Total	% of G/Total
										Grants	Loans	Total		
413.03	GWG:JGA	24	ROADS & BRIDGES SERVICES		0.090			0.090	0.090				0.090	0.0
413.04	GWG:KHO-GA	24	ROADS & BRIDGES SERVICES		0.050			0.050	0.050				0.050	0.0
413.05	GWG:KUR-GA	24	ROADS & BRIDGES SERVICES		0.112			0.112		0.112		0.112	0.112	0.0
413.07	GWG:MIN GA	24	ROADS & BRIDGES SERVICES											
414.01	DZ:MONGAR	24	ROADS & BRIDGES SERVICES		0.212			0.212		0.212		0.212	0.212	0.0
414.02	GWG:BALAM	24	ROADS & BRIDGES SERVICES		0.039			0.039	0.039				0.039	0.0
414.04	GWG:CHASKHAR	24	ROADS & BRIDGES SERVICES		0.047			0.047	0.047				0.047	0.0
414.05	GWG:DRAMETSE	24	ROADS & BRIDGES SERVICES		0.050			0.050	0.050				0.050	0.0
414.06	GWG:DREPONG	24	ROADS & BRIDGES SERVICES											
414.07	GWG:GONGDUE	24	ROADS & BRIDGES SERVICES		0.246			0.246	0.246				0.246	0.0
414.08	GWG:JURMEY	24	ROADS & BRIDGES SERVICES		0.050			0.050	0.050				0.050	0.0
414.09	GWG:KENGKHAR	24	ROADS & BRIDGES SERVICES		0.099			0.099	0.099				0.099	0.0
414.11	GWG:NGATSHANG	24	ROADS & BRIDGES SERVICES											
414.13	GWG:SHERIMUNG	24	ROADS & BRIDGES SERVICES		0.160			0.160	0.160				0.160	0.0
414.14	GWG:ILAMBI GE	24	ROADS & BRIDGES SERVICES		0.099			0.099	0.099				0.099	0.0
414.15	GWG:THANGRONG	24	ROADS & BRIDGES SERVICES		0.060			0.060	0.060				0.060	0.0
414.16	GWG:TSAKALING	24	ROADS & BRIDGES SERVICES		0.028			0.028	0.028				0.028	0.0
414.17	GWG:TSAMANG	24	ROADS & BRIDGES SERVICES		0.029			0.029	0.029				0.029	0.0
415.03	GWG:CHHIM	24	ROADS & BRIDGES SERVICES		0.067			0.067		0.067		0.067	0.067	0.0
415.04	GWG:DUNG	24	ROADS & BRIDGES SERVICES		0.062			0.062	0.062				0.062	0.0
415.05	GWG:KHA	24	ROADS & BRIDGES SERVICES											
415.08	GWG:ZOB	24	ROADS & BRIDGES SERVICES		0.051			0.051	0.051				0.051	0.0
415.09	GWG:DECHENLING	24	ROADS & BRIDGES SERVICES		0.119			0.119	0.119				0.119	0.0
415.11	GWG:NANONG	24	ROADS & BRIDGES SERVICES		0.050			0.050	0.050				0.050	0.0
416.01	DZ:DASJ	24	ROADS & BRIDGES SERVICES		0.255			0.255	0.255				0.255	0.0
416.02	GWG:PG	24	ROADS & BRIDGES SERVICES		0.133			0.133	0.133				0.133	0.0
416.05	GWG:GG	24	ROADS & BRIDGES SERVICES		0.097			0.097	0.097				0.097	0.0
416.06	GWG:LG	24	ROADS & BRIDGES SERVICES											
416.07	GWG:LAURI	24	ROADS & BRIDGES SERVICES											
416.08	GWG:MG	24	ROADS & BRIDGES SERVICES											
416.12	GWG:SERTHI	24	ROADS & BRIDGES SERVICES		0.081			0.081	0.081				0.081	0.0
417.05	GWG:KANGPARA	24	ROADS & BRIDGES SERVICES		0.046			0.046	0.046				0.046	0.0
417.07	GWG:LUMANG	24	ROADS & BRIDGES SERVICES		0.046			0.046	0.046				0.046	0.0
417.08	GWG:MERAK	24	ROADS & BRIDGES SERVICES		0.103			0.103	0.103				0.103	0.0
417.09	GWG:NANONG	24	ROADS & BRIDGES SERVICES											
417.10	GWG:PHONGMEY	24	ROADS & BRIDGES SERVICES		0.113			0.113	0.113				0.113	0.0
417.11	GWG:RADHI	24	ROADS & BRIDGES SERVICES		0.100			0.100	0.100				0.100	0.0
417.13	GWG:SAMKHAR	24	ROADS & BRIDGES SERVICES		0.043			0.043	0.043				0.043	0.0
417.14	GWG:SHONGPHU	24	ROADS & BRIDGES SERVICES		0.049			0.049	0.049				0.049	0.0
417.17	GWG:YANGNEER	24	ROADS & BRIDGES SERVICES		0.053			0.053	0.053				0.053	0.0
418.04	GWG:DAGALA	24	ROADS & BRIDGES SERVICES	0.028				0.028	0.028				0.028	0.0
418.05	GWG:GAYNEY	24	ROADS & BRIDGES SERVICES		0.083			0.083	0.083				0.083	0.0
418.07	GWG:LINGSH	24	ROADS & BRIDGES SERVICES		0.144			0.144	0.144				0.144	0.0
418.08	GWG:MEWANG	24	ROADS & BRIDGES SERVICES											
418.09	GWG:NARO	24	ROADS & BRIDGES SERVICES		0.183			0.183	0.183				0.183	0.0
418.10	GWG:SOE	24	ROADS & BRIDGES SERVICES		0.322			0.322	0.322				0.322	0.0
418.12	GWG:TOEBI	24	ROADS & BRIDGES SERVICES		0.062			0.062	0.062				0.062	0.0
419.02	GWG:KHAME	24	ROADS & BRIDGES SERVICES		0.389			0.389	0.075	0.314		0.314	0.389	0.0
419.03	GWG:KHATOE	24	ROADS & BRIDGES SERVICES	0.274				0.274		0.274		0.274	0.274	0.0

EXPENDITURE SUMMARY BY IMF FUNCTIONAL CLASSIFICATION FOR THE FY 2006-2007														
AU Code	AU Acronym	PR Code	PR Name	Current	Capital	Lending	Repay	Total	RGoB	External			Total	% of G/Total
										Grants	Loans	Total		
419.04	GWG:LAYA	24	ROADS & BRIDGES SERVICES	0.038	0.773			0.811	0.043	0.768		0.768	0.811	0.0
419.05	GWG:LUNANA	24	ROADS & BRIDGES SERVICES		0.032			0.032	0.032				0.032	0.0
420.02	GWG: BUMDE	24	ROADS & BRIDGES SERVICES		2.081			2.081	2.081				2.081	0.0
420.05	GWG: RAMJA	24	ROADS & BRIDGES SERVICES		0.060			0.060	0.060				0.060	0.0
420.06	GWG: TOETS	24	ROADS & BRIDGES SERVICES		0.100			0.100	0.100				0.100	0.0
420.08	GWG: YALLA	24	ROADS & BRIDGES SERVICES		0.110			0.110	0.110				0.110	0.0
420.09	GWG: YANGT	24	ROADS & BRIDGES SERVICES		1.478			1.478	1.478				1.478	0.0
			Sub Classification Total 12.1	262.829	1,998.638	0.000	0.000	2,261.467	1,222.845	1,021.557	17.065	1,038.622	2,261.467	13.9
12.4	Air Transport Affairs and Services													
209.01	MoIC	25	CIVIL AVIATION SERVICES	33.691	46.813			80.504	76.294	4.210		4.210	80.504	0.5
			Sub Classification Total 12.4	33.691	46.813	0.000	0.000	80.504	76.294	4.210	0.000	4.210	80.504	0.5
			Classification Total 12	296.520	2,045.451	0.000	0.000	2,341.971	1,299.139	1,025.767	17.065	1,042.832	2,341.971	14.4
13	Other Economic Affairs and Services													
13.2	Tourism Affairs and Services													
206.01	MTI	23	TOURISM SERVICES	21.526	20.289			41.814	33.636	8.178		8.178	41.814	0.3
			Sub Classification Total 13.2	21.526	20.289	0.000	0.000	41.814	33.636	8.178	0.000	8.178	41.814	0.3
13.5	General Labor Affairs and Services													
212.01	MoLHR	01	GENERAL ADMINISTRATION AND DIRECTION SERVICES	12.865	2.343			15.208	14.277	0.931		0.931	15.208	0.1
212.01	MoLHR	32	HUMAN RESOURCES SERVICES	84.306	140.913			225.219	139.954	23.475	61.789	85.264	225.219	1.4
212.01	MoLHR	40	LABOUR SERVICES	5.315	1.053			6.367	6.367				6.367	0.0
			Sub Classification Total 13.5	102.486	144.308	0.000	0.000	246.794	160.599	24.406	61.789	86.195	246.794	1.5
13.6	Other Economic Affairs and Services n.e.c.													
206.01	MTI	01	GENERAL ADMINISTRATION AND DIRECTION SERVICES	46.530	15.238			61.768	50.824	10.944		10.944	61.768	0.4
206.01	MTI	19	TRADE SERVICES	9.232	5.043			14.276	9.976	4.300		4.300	14.276	0.1
			Sub Classification Total 13.6	55.762	20.281	0.000	0.000	76.043	60.799	15.244	0.000	15.244	76.043	0.5
			Classification Total 13	179.773	184.878	0.000	0.000	364.651	255.034	47.828	61.789	109.617	364.651	2.2
			GRAND TOTAL	7,636.225	7,529.882	463.524	668.616	16,298.247	11,762.195	3,625.213	910.839	4,536.052	16,298.247	100.0

Schedule 6: SCHEDULE OF RELEASES AGAINST DISHONoured CHEQUES OF FY 2006-2007				
				(Nu. in million)
AC TYPE	ACCOUNT NUMBER	DISP. #	DISP. DATE	AMOUNT
LC	106.01/021	-	-	0.016
LC	111.01/01	RL07681	10/10/2007	0.008
LC	121.01/33/003	RL07768	15/10/2007	0.019
LC	124.01/01	RL07839	18/10/2007	0.557
LC	124.01/01	RL08371	12/12/2007	1.071
LC	126.01/01	RL08184	26/11/2007	0.009
LC	201.01/01	RL08002	06/11/2007	0.010
LC	201.01/01/003	RL06754	27/07/2007	0.012
PLC	201.01/01/010/1639	RL06965	14/08/2007	0.002
LC	201.01/03	RL07247	06/09/2007	0.131
LC	201.01/44	RL07058	21/08/2007	0.025
LC	201.01/44/001/003	RL07862	19/10/2007	0.034
LC	201.01/44/001/006	2272	16/10/2007	0.026
LC	201.01/45	RL06682	24/07/2007	0.078
LC	201.01/45/005	2150	11/10/2007	0.013
LC	202.01/01	-	-	0.005
LC	202.01/01	RL07664	09/10/2007	0.012
LC	202.01/01	RL07155	31/08/2007	0.027
LC	202.01/01	RL06818	01/08/2007	0.228
LC	202.01/08	RL06751	27/07/2007	0.014
LC	202.01/09/003	RL08301	06/12/2007	0.031
LC	202.01/10	RL06750	27/07/2007	0.003
LC	202.01/49	RL06753	27/07/2007	0.007
LC	205.01/01/005	RL07491	27/09/2007	0.005
LC	205.01/01/005	RL06891	08/08/2007	0.123
LC	205.01/17/002/009	3261	05/11/2007	0.012
LC	205.01/29/003/003	1261	31/08/2007	0.004
LC	206.01/21	RL07319	13/09/2007	0.482
LC	206.01/23	RL07226	05/09/2007	0.091
LC	208.01/01	RL07062	21/08/2007	0.005
LC	208.01/01/004	RL07300	12/09/2007	0.001
LC	208.01/24	RL06638	20/07/2007	7.842
LC	208.01/24/005	RL07224	05/09/2007	0.043
LC	208.01/24/005/01	RL07223	05/09/2007	0.002
LC	208.01/24/008	RL07299	12/09/2007	0.010
LC	208.01/24/009	760	09/08/2007	1.356
LC	208.01/26	RL07287	11/09/2007	0.004
PLC	208.01/26/008/1788(Gyelposhing)	725	07/08/2007	0.042
PLC	208.01/26/009/1562	RL06954	14/08/2007	0.008
LC	208.01/39	RL06861	07/08/2007	0.007
LC	209.01/25	1399	06/09/2007	0.039
LC	210.01/01	RL07368	14/09/2007	0.004
PLC	210.01/01/1794	RL07095	27/08/2007	0.042
LC	210.01/30/006	RL07399	19/09/2007	0.007
LC	210.01/31	RL07056	21/08/2007	0.045
LC	212.01/32/007	RL07046	21/08/2007	0.016
LC	212.01/32/009	1629	19/09/2007	0.049
LC	402.01	1301	03/09/2007	0.007
LC	403.01	3351	15/11/2007	0.001

Schedule 6: SCHEDULE OF RELEASES AGAINST DISHONoured CHEQUES OF FY 2006-2007				
			(Nu. in million)	
AC TYPE	ACCOUNT NUMBER	DISP. #	DISP. DATE	AMOUNT
LC	403.01	2333	17/10/2007	0.001
LC	403.01	3218	06/11/2007	0.001
LC	403.01	1306	03/09/2007	0.006
LC	403.01	1305	03/09/2007	0.067
LC	403.01	1304	03/09/2007	1.317
LC	403.02	1335	04/09/2007	0.001
LC	403.04	1331	04/09/2007	0.001
LC	403.04	2059	09/10/2007	0.013
LC	403.07	1302	03/09/2007	0.017
LC	403.09	1303	03/09/2007	0.001
LC	404.01	3172	05/11/2007	0.009
LC	404.01	2348	17/10/2007	0.060
LC	404.09	3173	05/11/2007	0.029
LC	406.05	1313	03/09/2007	0.004
LC	406.06	1414	06/09/2007	0.134
LC	406.07	1311	03/09/2007	0.051
LC	406.09	1317	03/09/2007	0.001
LC	406.10	1316	03/09/2007	0.001
LC	406.10	1312	03/09/2007	0.046
LC	406.11	1315	03/09/2007	0.001
LC	406.11	1314	03/09/2007	0.046
LC	407.03	1307	03/09/2007	0.014
LC	407.04	1619	14/09/2007	0.000
LC	407.04	1309	03/09/2007	0.002
LC	407.05	1618	14/09/2007	0.001
LC	407.05	1308	03/09/2007	0.009
LC	407.08	1310	03/09/2007	0.012
LC	408.01	-	-	0.004
LC	409.01	-	-	0.168
LC	409.02	-	-	0.005
LC	409.03	-	-	0.001
LC	409.04	-	-	0.002
LC	412.01	1893	02/10/2007	0.093
LC	412.01/01/002/0002	1892	02/10/2007	0.009
PLC	412.01/01/003/1924	1891	02/10/2007	0.058
LC	416.01	1730	24/09/2007	0.003
LC	416.01	1731	24/09/2007	0.662
LC	417.03	-	-	0.034
LC	417.07	-	-	0.010
LC	417.10	-	-	0.009
LC	418.02	RL07314	13/09/2007	0.041
	Total			15.526
Source: DPA				

Schedule 7: SCHEDULE OF OPENING AND CLOSING CASH BALANCES FOR THE FY 2006-2007			
		Nu. in millions	
AU Code	Administrative Unit Name	Opening Balance	Closing Balance
104.01	COUNCIL FOR RELIGIOUS AFFAIRS	0.354	
106.01	JUDICIARY	0.164	0.159
108.01	ROYAL AUDIT AUTHORITY	0.008	0.007
109.01	ROYAL CIVIL SERVICE COMMISSION	0.132	
111.01	BHUTAN OLYMPIC COMMITTEE	0.004	0.034
115.01	ROYAL INSTITUTE OF MANAGEMENT	0.026	0.017
116.01	CENTRE FOR BHUTAN STUDIES	0.353	
120.01	OFFICE OF LEGAL AFFAIRS	1.104	1.519
121.01	ROYAL UNIVERSITY OF BHUTAN	0.752	0.049
123.01	OFFICE OF THE ANTI-CORRUPTION COMMISSION	0.070	0.028
124.01	OFFICE OF THE ELECTION COMMISSION	0.004	0.001
126.01	BHUTAN NARCOTIC CONTROL AGENCY		0.011
201.01	MINISTRY OF HOME AND CULTURAL AFFAIRS	0.078	0.132
202.01	MINISTRY OF FINANCE	0.300	0.466
203.01	MINISTRY OF FOREIGN AFFAIRS	8.035	29.675
205.01	MINISTRY OF AGRICULTURE	11.866	6.409
206.01	MINISTRY OF TRADE AND INDUSTRY	0.373	0.029
208.01	MINISTRY OF WORKS AND HUMAN SETTLEMENT	2.888	0.680
209.01	MINISTRY OF INFORMATION AND COMMUNICATIONS	0.328	0.003
210.01	MINISTRY OF HEALTH	0.784	0.470
211.01	MINISTRY OF EDUCATION	0.418	0.063
212.01	MINISTRY OF LABOUR AND HUMAN RESOURCES	0.959	0.118
401.00	DZONGKHAG CHHUKHA CONSOLIDATED	2.333	4.151
403.00	DZONGKHAG PARO CONSOLIDATED	0.054	
404.00	DZONGKHAG SAMTSE CONSOLIDATED	1.024	0.964
406.00	DZONGKHAG DAGANA CONSOLIDATED	0.021	0.327
407.00	DZONGKHAG PUNAKHA CONSOLIDATED	0.127	0.458
408.00	DZONGKHAG WANGDUE PHODRANG CONSOLIDATED		0.569
409.00	DZONGKHAG BUMTHANG CONSOLIDATED	0.033	0.000
410.00	DZONGKHAG SARPANG CONSOLIDATED	0.347	0.756
413.00	DZONGKHAG LHUENTSE CONSOLIDATED	0.531	0.319
414.00	DZONGKHAG MONGAR CONSOLIDATED	0.001	0.004
418.00	DZONGKHAG THIMPHU CONSOLIDATED	0.038	0.001
419.00	DZONGKHAG GASA CONSOLIDATED	1.201	0.972
420.00	DZONGKHAG TRASHIYANGTSE CONSOLIDATED	0.001	
	TOTAL	34.711	48.392
Source: Spending Agencies			

Schedule 8: SCHEDULE OF OTHER RECOVERIES AND REMITTANCES FOR THE FY 2006-2007				
AU CODE	ADMINISTRATIVE UNIT	Nu. in million		
		RECOVERIES	REMITTANCES	NET POSITION
101.01	HIS MAJESTY'S SECRETARIAT	1.266	1.264	0.001
102.01	NATIONAL ASSEMBLY OF BHUTAN	1.293	1.241	0.052
103.01	ROYAL ADVISORY COUNCIL	1.177	1.177	0.000
104.01	COUNCIL FOR RELIGIOUS AFFAIRS	1.014	0.932	0.082
106.01	JUDICIARY	12.711	12.665	0.046
107.01	PLANNING COMMISSION SECRETARIAT	1.165	1.165	0.000
108.01	ROYAL AUDIT AUTHORITY	7.704	7.748	-0.043
109.01	ROYAL CIVIL SERVICE COMMISSION	1.731	1.932	-0.201
111.01	BHUTAN OLYMPIC COMMITTEE	0.386	0.595	-0.209
114.01	NATIONAL ENVIRONMENT COMMISSION	1.364	1.364	0.000
115.01	ROYAL INSTITUTE OF MANAGEMENT	3.995	4.018	-0.023
116.01	CENTRE FOR BHUTAN STUDIES	0.546	0.546	0.000
118.01	CABINET SECRETARIAT	0.359	0.518	-0.159
120.01	OFFICE OF LEGAL AFFAIRS	0.722	0.722	0.000
121.01	ROYAL UNIVERSITY OF BHUTAN	14.895	15.022	-0.127
122.01	NATIONAL STATISTICAL BUREAU	0.802	0.802	0.000
123.01	OFFICE OF THE ANTI-CORRUPTION COMMISSION	0.542	0.542	0.000
124.01	OFFICE OF THE ELECTION COMMISSION	1.166	1.175	-0.009
125.01	HRH TRONGSA PENLOP'S SECRETARIAT	0.431	0.424	0.008
126.01	BHUTAN NARCOTIC CONTROL AGENCY	0.071	0.071	0.000
201.01	MINISTRY OF HOME AND CULTURAL AFFAIRS	83.724	84.093	-0.369
202.01	MINISTRY OF FINANCE	23.454	23.423	0.031
203.01	MINISTRY OF FOREIGN AFFAIRS	9.997	10.494	-0.497
205.01	MINISTRY OF AGRICULTURE	66.268	66.694	-0.426
206.01	MINISTRY OF TRADE AND INDUSTRY	16.082	16.112	-0.030
208.01	MINISTRY OF WORKS AND HUMAN SETTLEMENT	28.999	28.526	0.473
209.01	MINISTRY OF INFORMATION AND COMMUNICATIONS	9.703	9.643	0.060
210.01	MINISTRY OF HEALTH	36.845	37.575	-0.730
211.01	MINISTRY OF EDUCATION	11.465	11.176	0.289
212.01	MINISTRY OF LABOUR AND HUMAN RESOURCES	10.885	10.166	0.719
401.00	DZONGKHAG CHHUKHA CONSOLIDATED	22.569	23.204	-0.635
402.00	DZONGKHAG HAA CONSOLIDATED	11.068	11.185	-0.116
403.00	DZONGKHAG PARO CONSOLIDATED	19.596	19.596	0.000
404.00	DZONGKHAG SAMTSE CONSOLIDATED	15.240	15.240	0.000
405.00	DZONGKHAG TSIRANG CONSOLIDATED	8.678	8.678	0.000
406.00	DZONGKHAG DAGANA CONSOLIDATED	11.619	11.346	0.274
407.00	DZONGKHAG PUNAKHA CONSOLIDATED	14.023	13.980	0.042
408.00	DZONGKHAG WANGDUE PHODRANG CONSOLIDATED	15.966	16.265	-0.299
409.00	DZONGKHAG BUMTHANG CONSOLIDATED	9.693	9.814	-0.121
410.00	DZONGKHAG SARPANG CONSOLIDATED	13.442	13.394	0.049
411.00	DZONGKHAG ZHEMGANG CONSOLIDATED	9.405	9.990	-0.586
412.00	DZONGKHAG TRONGSA CONSOLIDATED	8.600	8.706	-0.105
413.00	DZONGKHAG LHUENTSE CONSOLIDATED	9.229	9.229	0.000
414.00	DZONGKHAG MONGAR CONSOLIDATED	15.133	17.238	-2.105
415.00	DZONGKHAG PEMAGATSHEL CONOSLIDATED	9.952	10.032	-0.081
416.00	DZONGKHAG SAMDRUP JONGKHAR CONSOLIDATED	12.319	12.318	0.001
417.00	DZONGKHAG TRASHIGANG CONSOLIDATED	21.436	21.273	0.163
418.00	DZONGKHAG THIMPHU CONSOLIDATED	36.208	43.057	-6.849
419.00	DZONGKHAG GASA CONSOLIDATED	3.207	3.263	-0.056
420.00	DZONGKHAG TRASHIYANGTSE CONSOLIDATED	8.900	8.915	-0.015
	TOTAL	627.046	638.547	-11.501

Source: Spending Agencies

Schedule 9: SCHEDULES OF OTHER RECEIPTS AND PAYMENTS FOR THE FY 2006-2007				
AU CODE	ADMINISTRATIVE UNIT	Nu. in million		
		RECEIPTS	PAYMENTS	NET POSITION
101.01	HIS MAJESTY'S SECRETARIAT		0.157	-0.157
102.01	NATIONAL ASSEMBLY OF BHUTAN	0.001	0.119	-0.118
103.01	ROYAL ADVISORY COUNCIL		0.085	-0.085
104.01	COUNCIL FOR RELIGIOUS AFFAIRS	0.050	4.332	-4.282
106.01	JUDICIARY	0.484	5.068	-4.584
107.01	PLANNING COMMISSION SECRETARIAT	0.001	0.000	0.001
108.01	ROYAL AUDIT AUTHORITY	0.054	2.081	-2.027
109.01	ROYAL CIVIL SERVICE COMMISSION	0.117	0.423	-0.306
111.01	BHUTAN OLYMPIC COMMITTEE	0.195	0.760	-0.565
114.01	NATIONAL ENVIRONMENT COMMISSION	1.168	2.142	-0.974
115.01	ROYAL INSTITUTE OF MANAGEMENT		0.014	-0.014
116.01	CENTRE FOR BHUTAN STUDIES		0.353	-0.353
118.01	CABINET SECRETARIAT		0.062	-0.062
120.01	OFFICE OF LEGAL AFFAIRS	0.012	1.129	-1.118
121.01	ROYAL UNIVERSITY OF BHUTAN	0.393	8.765	-8.372
122.01	NATIONAL STATISTICAL BUREAU		0.086	-0.086
123.01	OFFICE OF THE ANTI-CORRUPTION COMMISSION	0.000	0.090	-0.090
124.01	OFFICE OF THE ELECTION COMMISSION		10.315	-10.315
125.01	HRH TRONGSA PENLOP'S SECRETARIAT	0.035	1.069	-1.035
201.01	MINISTRY OF HOME AND CULTURAL AFFAIRS	3.935	28.009	-24.074
202.01	MINISTRY OF FINANCE	3.675	31.652	-27.977
203.01	MINISTRY OF FOREIGN AFFAIRS	98.169	95.621	2.548
205.01	MINISTRY OF AGRICULTURE	11.337	40.574	-29.236
206.01	MINISTRY OF TRADE AND INDUSTRY	2.627	47.769	-45.142
208.01	MINISTRY OF WORKS AND HUMAN SETTLEMENT	20.934	277.325	-256.391
209.01	MINISTRY OF INFORMATION AND COMMUNICATIONS	2.084	18.752	-16.668
210.01	MINISTRY OF HEALTH	26.181	121.122	-94.941
211.01	MINISTRY OF EDUCATION	6.656	40.029	-33.372
212.01	MINISTRY OF LABOUR AND HUMAN RESOURCES	0.509	4.526	-4.017
401.00	DZONGKHAG CHHUKHA CONSOLIDATED	9.477	24.328	-14.852
402.00	DZONGKHAG HAA CONSOLIDATED	0.023	4.458	-4.435
403.00	DZONGKHAG PARO CONSOLIDATED	2.782	12.784	-10.002
404.00	DZONGKHAG SAMTSE CONSOLIDATED	7.296	11.826	-4.530
405.00	DZONGKHAG TSIRANG CONSOLIDATED	0.989	15.940	-14.951
406.00	DZONGKHAG DAGANA CONSOLIDATED	0.166	8.483	-8.317
407.00	DZONGKHAG PUNAKHA CONSOLIDATED	1.191	12.195	-11.004
408.00	DZONGKHAG WANGDUE PHODRANG CONSOLIDATED	2.085	7.115	-5.030
409.00	DZONGKHAG BUMTHANG CONSOLIDATED	1.265	4.880	-3.615
410.00	DZONGKHAG SARPANG CONSOLIDATED	3.493	8.231	-4.737
411.00	DZONGKHAG ZHEMGANG CONSOLIDATED	0.598	6.337	-5.740
412.00	DZONGKHAG TRONGSA CONSOLIDATED	5.449	13.382	-7.933
413.00	DZONGKHAG LHUENTSE CONSOLIDATED		12.206	-12.206
414.00	DZONGKHAG MONGAR CONSOLIDATED	0.000	18.439	-18.439
415.00	DZONGKHAG PEMAGATSHEL CONOSOLIDATED	1.873	6.065	-4.193
416.00	DZONGKHAG SAMDRUP JONGKHAR CONSOLIDATED	14.315	11.506	2.809
417.00	DZONGKHAG TRASHIGANG CONSOLIDATED	-2.949	17.043	-19.992
418.00	DZONGKHAG THIMPHU CONSOLIDATED	0.770	10.305	-9.536
419.00	DZONGKHAG GASA CONSOLIDATED	0.476	1.916	-1.440
420.00	DZONGKHAG TRASHIYANGTSE CONSOLIDATED	1.225	39.907	-38.682
	TOTAL	229.140	989.777	-760.637
Source: Spending Agencies				

Schedule 10: SCHEDULE OF REVENUE RECEIPTS AND REMITTANCES FOR THE FY 2006-2007				
		Nu. in million		
AU CODE	ADMINISTRATIVE UNIT	RECEIPTS	PAYMENTS	NET POSITION
101.01	HIS MAJESTY'S SECRETARIAT	0.842	0.842	0.000
102.01	NATIONAL ASSEMBLY OF BHUTAN	0.706	0.706	0.000
103.01	ROYAL ADVISORY COUNCIL	0.665	0.665	0.000
104.01	COUNCIL FOR RELIGIOUS AFFAIRS	1.554	1.554	0.000
106.01	JUDICIARY	3.119	3.119	0.000
107.01	PLANNING COMMISSION SECRETARIAT	0.586	0.586	0.000
108.01	ROYAL AUDIT AUTHORITY	2.228	2.228	0.000
109.01	ROYAL CIVIL SERVICE COMMISSION	1.032	1.032	0.000
111.01	BHUTAN OLYMPIC COMMITTEE	0.194	0.203	-0.009
114.01	NATIONAL ENVIRONMENT COMMISSION	0.787	0.787	0.000
115.01	ROYAL INSTITUTE OF MANAGEMENT	1.665	1.665	0.000
116.01	CENTRE FOR BHUTAN STUDIES	0.245	0.245	0.000
118.01	CABINET SECRETARIAT	0.163	0.163	0.000
120.01	OFFICE OF LEGAL AFFAIRS	0.227	0.227	0.000
121.01	ROYAL UNIVERSITY OF BHUTAN	12.561	12.563	-0.003
122.01	NATIONAL STATISTICAL BUREAU	0.515	0.515	0.000
123.01	OFFICE OF THE ANTI-CORRUPTION COMMISSION	0.417	0.417	0.000
124.01	OFFICE OF THE ELECTION COMMISSION	2.042	2.042	0.000
125.01	HRH TRONGSA PENLOP'S SECRETARIAT	0.360	0.360	0.000
126.01	BHUTAN NARCOTIC CONTROL AGENCY	0.044	0.044	0.000
201.01	MINISTRY OF HOME AND CULTURAL AFFAIRS	8.802	8.802	0.000
202.01	MINISTRY OF FINANCE	9.224	9.225	-0.001
203.01	MINISTRY OF FOREIGN AFFAIRS	2.627	2.623	0.004
205.01	MINISTRY OF AGRICULTURE	25.925	25.862	0.063
206.01	MINISTRY OF TRADE AND INDUSTRY	10.243	10.243	0.000
208.01	MINISTRY OF WORKS AND HUMAN SETTLEMENT	40.237	40.237	0.000
209.01	MINISTRY OF INFORMATION AND COMMUNICATIONS	6.162	6.162	0.000
210.01	MINISTRY OF HEALTH	21.640	21.646	-0.007
211.01	MINISTRY OF EDUCATION	11.504	11.504	0.000
212.01	MINISTRY OF LABOUR AND HUMAN RESOURCES	3.777	3.785	-0.008
401.00	DZONGKHAG CHHUKHA CONSOLIDATED	8.357	8.357	0.000
402.00	DZONGKHAG HAA CONSOLIDATED	2.099	2.099	0.000
403.00	DZONGKHAG PARO CONSOLIDATED	5.473	5.473	0.000
404.00	DZONGKHAG SAMTSE CONSOLIDATED	4.645	4.645	0.000
405.00	DZONGKHAG TSIRANG CONSOLIDATED	4.802	4.802	0.000
406.00	DZONGKHAG DAGANA CONSOLIDATED	3.741	3.688	0.053
407.00	DZONGKHAG PUNAKHA CONSOLIDATED	4.678	4.905	-0.227
408.00	DZONGKHAG WANGDUE PHODRANG CONSOLIDATED	4.470	4.464	0.005
409.00	DZONGKHAG BUMTHANG CONSOLIDATED	3.171	3.167	0.004
410.00	DZONGKHAG SARPANG CONSOLIDATED	4.255	4.255	0.000
411.00	DZONGKHAG ZHEMGANG CONSOLIDATED	4.355	4.355	0.000
412.00	DZONGKHAG TRONGSA CONSOLIDATED	3.186	3.186	0.000
413.00	DZONGKHAG LHUENTSE CONSOLIDATED	3.987	3.987	0.000
414.00	DZONGKHAG MONGAR CONSOLIDATED	5.154	5.104	0.051
415.00	DZONGKHAG PEMAGATSHEL CONOSLIDATED	3.276	3.276	0.000
416.00	DZONGKHAG SAMDRUP JONGKHAR CONSOLIDATED	4.818	4.817	0.001
417.00	DZONGKHAG TRASHIGANG CONSOLIDATED	8.651	8.651	0.000
418.00	DZONGKHAG THIMPHU CONSOLIDATED	10.404	10.396	0.008
419.00	DZONGKHAG GASA CONSOLIDATED	1.922	1.922	0.000
420.00	DZONGKHAG TRASHIYANGTSE CONSOLIDATED	3.354	3.354	0.000
	TOTAL	264.890	264.954	-0.064
Source: Spending Agencies				

Schedule 11: SCHEDULE OF ADVANCES AND SUSPENSES FOR THE FY 2006-2007				
AU CODE	ADMINISTRATIVE UNIT	DECREASE	INCREASE	NET POSITION
101.01	HIS MAJESTY'S SECRETARIAT	0.693	0.728	-0.035
102.01	NATIONAL ASSEMBLY OF BHUTAN	3.049	2.955	0.094
103.01	ROYAL ADVISORY COUNCIL	1.260	1.251	0.008
104.01	COUNCIL FOR RELIGIOUS AFFAIRS	180.380	179.469	0.911
106.01	JUDICIARY	135.375	151.862	-16.487
107.01	PLANNING COMMISSION SECRETARIAT	1.120	1.120	0.000
108.01	ROYAL AUDIT AUTHORITY	7.139	7.125	0.015
109.01	ROYAL CIVIL SERVICE COMMISSION	0.967	2.243	-1.276
111.01	BHUTAN OLYMPIC COMMITTEE	16.290	10.720	5.570
114.01	NATIONAL ENVIRONMENT COMMISSION	9.270	10.265	-0.995
115.01	ROYAL INSTITUTE OF MANAGEMENT	4.941	4.917	0.023
116.01	CENTRE FOR BHUTAN STUDIES	3.528	3.508	0.020
118.01	CABINET SECRETARIAT	1.622	1.470	0.152
120.01	OFFICE OF LEGAL AFFAIRS	0.373	0.377	-0.004
121.01	ROYAL UNIVERSITY OF BHUTAN	40.856	62.268	-21.412
122.01	NATIONAL STATISTICAL BUREAU	0.364	2.015	-1.650
123.01	OFFICE OF THE ANTI-CORRUPTION COMMISSION	1.685	0.590	1.095
124.01	OFFICE OF THE ELECTION COMMISSION	137.541	153.603	-16.062
125.01	HRH TRONGSA PENLOP'S SECRETARIAT	3.442	6.598	-3.156
126.01	BHUTAN NARCOTIC CONTROL AGENCY	0.563	0.630	-0.066
201.01	MINISTRY OF HOME AND CULTURAL AFFAIRS	93.592	118.821	-25.229
202.01	MINISTRY OF FINANCE	99.958	124.600	-24.641
203.01	MINISTRY OF FOREIGN AFFAIRS	23.745	56.348	-32.603
205.01	MINISTRY OF AGRICULTURE	256.547	306.525	-49.978
206.01	MINISTRY OF TRADE AND INDUSTRY	117.276	117.893	-0.617
208.01	MINISTRY OF WORKS AND HUMAN SETTLEMENT	983.497	1237.058	-253.561
209.01	MINISTRY OF INFORMATION AND COMMUNICATIONS	41.891	46.052	-4.161
210.01	MINISTRY OF HEALTH	329.953	369.385	-39.432
211.01	MINISTRY OF EDUCATION	145.710	145.104	0.606
212.01	MINISTRY OF LABOUR AND HUMAN RESOURCES	49.649	46.752	2.897
401.00	DZONGKHAG CHHUKHA CONSOLIDATED	37.875	65.737	-27.863
402.00	DZONGKHAG HAA CONSOLIDATED	15.904	15.763	0.142
403.00	DZONGKHAG PARO CONSOLIDATED	37.377	34.564	2.813
404.00	DZONGKHAG SAMTSE CONSOLIDATED	52.492	37.657	14.835
405.00	DZONGKHAG TSIRANG CONSOLIDATED	29.027	27.998	1.030
406.00	DZONGKHAG DAGANA CONSOLIDATED	20.921	22.197	-1.277
407.00	DZONGKHAG PUNAKHA CONSOLIDATED	33.531	19.860	13.671
408.00	DZONGKHAG WANGDUE PHODRANG CONSOLIDATED	23.987	21.635	2.352
409.00	DZONGKHAG BUMTHANG CONSOLIDATED	18.455	22.798	-4.343
410.00	DZONGKHAG SARPANG CONSOLIDATED	49.705	53.078	-3.373
411.00	DZONGKHAG ZHEMGANG CONSOLIDATED	41.191	37.122	4.069
412.00	DZONGKHAG TRONGSA CONSOLIDATED	25.778	30.112	-4.334
413.00	DZONGKHAG LHUENTSE CONSOLIDATED	41.761	34.678	7.083
414.00	DZONGKHAG MONGAR CONSOLIDATED	42.933	48.748	-5.815
415.00	DZONGKHAG PEMAGATSHEL CONSOLIDATED	33.837	31.943	1.894
416.00	DZONGKHAG SAMDRUP JONGKHAR CONSOLIDATED	43.193	50.866	-7.673
417.00	DZONGKHAG TRASHIGANG CONSOLIDATED	47.751	41.392	6.359
418.00	DZONGKHAG THIMPHU CONSOLIDATED	59.935	62.591	-2.656
419.00	DZONGKHAG GASA CONSOLIDATED	16.277	18.126	-1.849
420.00	DZONGKHAG TRASHIYANGTSE CONSOLIDATED	12.949	14.725	-1.776
	TOTAL	3377.154	3863.842	-486.688
Source: Spending Agencies				

Schedule 12: STATEMENT OF CURRENT DEPOSIT ACCOUNTS POSITION AS OF JUNE 30, 2007			
Sl.No.	Account No.	Operating Unit	Amount
1	151	District Court, Tsirang	0.026
2	363	Damphu Municipal Corporation, Tsirang	0.051
3	48	BAFRA, MOA, T/Yangtse	0.114
4	536	BAFRA, MOA, Wangdue Phodrang	0.002
5	10062	Bhutan Potato Dev. Project	0.022
6	10255	LN2 & AI Sales Proceeds, NLBP, W/ta	0.129
7	1032	KR-II 2004, AMC,Paro	26.195
8	10380	Bhutan Agro Industries Ltd.	7.929
9	10459	Internal Audit Recoveries	1.562
10	10518	OIC, BAFRA, Thimphu	0.014
11	10523	Chief Laboratory Officer, A&C	0.001
12	10558	Thu Peri Urban Diary Farmers Group	0.418
13	10573	Bhutan Boxing Federation	0.001
14	10601	Bhutan Electricity Authority, Department of Energy, MTI	0.012
15	10608	BICMA	194.956
16	10613	Thimphu City Corporation, Thimphu	3.517
17	1066	RRCO, Gelephu (Tax Refund)	0.274
18	10674	Regional Workshop Gelephu CDCL	4.373
19	1081	Deothang Geog, S/Jongkhar	0.019
20	11	District Court, Pemagatshel	0.001
21	110	BAFRA, MOA, Lhuentse	0.001
22	1109	Jigmechoeling Gewog, Sarpang	0.034
23	1185	Bhur Farm, Gelephu	0.001
24	1215	BAFRA, MoA, Gelephu	0.001
25	139	Dekiling Geog, Sarpang	0.009
26	14	Agriculture Revolving Fund, Tashigang	0.003
27	146	Bartsham Geog, Tashigang	0.010
28	147	Bidung Geog, Tashigang	0.029
29	148	Kanglung Geog, Tashigang	0.012
30	149	Kangpara Geog, Tashigang	0.096
31	150	Khaling Geog, Tashigang	0.071
32	151	Lumang Geog, Tashigang	0.074
33	152	Merak Geog, Tashigang	0.055
34	153	Nanong Gewog, Tashigang	0.040
35	154	Phongmey Geog, Tashigang	0.008
36	155	Radhi Geog, Tashigang	0.029
37	156	Sakten Geog, Tashigang	0.119
38	157	Samkhar Geog, Tashigang	0.092
39	158	Shongphu Geog, Tashigang	0.031
40	159	Uzorong Gewog, Tashigang	0.126
41	168	Thrimshing Gewog, Tashigang	0.128
42	169	Yangneer Gewog, Tashigang	0.043
43	1723	Bhutan Temple, Bodhgaya	0.529
44	194	Urban Development Project, Rangjung	0.011
45	199	NEC, Wangdue Phodrang	1.279
46	2024	Mechanical Transport Offices	0.497
47	2112	Bhutan Tennis Federation	0.000
48	231	District Court, Haa	0.001
49	2392	PSMD	5.421
50	25	Bomdiling Gewog, T/Yangtse	0.124

Schedule 12: STATEMENT OF CURRENT DEPOSIT ACCOUNTS POSITION AS OF JUNE 30, 2007			
Sl.No.	Account No.	Operating Unit	Amount
51	250	Bjee Gewog, Ha	0.041
52	251	Katsho Gewog, Ha	0.055
53	252	Sombaykha Gewog, Ha	0.072
54	253	Sama Gewog, Ha	0.077
55	254	Uesu Gewog, Ha	0.027
56	26	Trashi Yangtse Gewog, T/Yangtse	0.088
57	27	Jamkhar Gewog, T/Yangtse	0.082
58	271	Bardo Gewog, Zhemgang	0.002
59	272	Bjoka Gewog, Zhemgang	0.034
60	273	Nangkor Geog, Zhemgang	0.113
61	274	Ngangla Geog	0.069
62	275	Phangkhar Gewog, Zhemgang	0.030
63	276	Shingkar Gewog, Zhemgang	0.076
64	277	Trong Gewog, Zhemgang	0.063
65	278	Goshing Gewog, Zhemgang	0.022
66	28	Khamdang Gewog, T/Yangtse	0.102
67	285	Beteni Gewog, Tsirang	0.024
68	286	Dunglegang Gewog, Tsirang	0.035
69	287	Gairigoan Gewog, Tsirang	0.032
70	288	Goseling Gewog, Tsirang	0.038
71	289	Rangthangling Gewog, Tsirang	0.045
72	29	Ramjar Gewog, T/Yangtse	0.033
73	290	Kikhorthang Gewog, Tsirang	0.041
74	291	Mendralgang Gewog, Tsirang	0.033
75	292	Pataley Gewog, Tsirang	0.058
76	293	Phuentenchu Gewog, Tsirang	0.048
77	294	Shemjong Gewog, Tsirang	0.032
78	295	Tsholingkar Gewog, Tsirang	0.064
79	296	Tsirangtoe Gewog, Tsirang	0.049
80	30	Toetsho Gewog, T/Yangtse	0.031
81	307	Urban Development Project, Zhemgang	0.431
82	31	Tongshang Gewog, T/Yangtse	0.106
83	313	Urban Development Project, Tingtibi	0.139
84	32	District Court, Zhemgang	0.150
85	334	BAFRA, MOA, HAA	0.001
86	339	Dzongkhag Administration, HAA	0.000
87	350	District Court, Jakar	0.004
88	352	NH&BSCBP	1.687
89	353	Bjena Geog, Wangdue Phodrang	0.004
90	353	Nat'l Feed & Fodder Seed Dev. Prog.	0.188
91	354	Dangchu Geog, Wangdue Phodrang	0.005
92	354	NF&FSDP	3.797
93	355	Darkar Geog, Wangdue Phodrang	0.031
94	356	Gangtey Geog, Wangdue Phodrang	0.028
95	357	Gasetshogom Geog, Wangdue Phodrang	0.050
96	358	Gasetshowom Geog, Wangdue Phodrang	0.013
97	359	Kashi Geog, Wangdue Phodrang	0.005
98	36	District Court, Trashi Yangtse	
99	360	Nahi Geog, Wangdue Phodrang	0.044
100	361	Nisho Geog, Wangdue Phodrang	0.106

Schedule 12: STATEMENT OF CURRENT DEPOSIT ACCOUNTS POSITION AS OF JUNE 30, 2007			
Sl.No.	Account No.	Operating Unit	Amount
101	362	Phangyul Geog, Wangdue Phodrang	0.023
102	363	Phobjee Geog, Wangdue Phodrang	0.083
103	364	Roepa Geog, Wangdue Phodrang	0.121
104	365	Sephu Geog, Wangdue Phodrang	0.045
105	366	Athang Geog, Wangdue Phodrang	0.013
106	367	Thetshog Geog, Wangdue Phodrang	0.013
107	38	District Court, Dagana	0.002
108	383	D/Khag Agri. Sector, Bumthang	0.130
109	386	Choekhor Gewog, Bumthang	0.061
110	387	Chumey Gewog, Bumthang	1.014
111	388	Tang Gewog, Bumthang	0.664
112	389	Ura Gewog, Bumthang	0.099
113	399	Urban Development Project, Wangdue	0.674
114	409	District Court, Samtse	0.119
115	417	Urban Development Project, Paro	3.719
116	43	Urban Development Project, Trashiyangtse	0.107
117	430	Bongo Gewog, Chukha	0.096
118	431	Darla Gewog, Chukha	0.266
119	44	Dorona Geog, Dagana	0.022
120	44.	Urban Development Project, Duksum	0.009
121	45	Drujegang Geog, Dagana	0.055
122	453	Balam Geog, Mongar	0.024
123	454	Chali Geog, Mongar	0.053
124	455	Chaskhar Geog, Mongar	0.027
125	456	Dramtse Geog, Mongar	0.096
126	457	Drepong Geog, Mongar	0.005
127	458	Gongdue Geog, Mongar	0.042
128	459	Jurmey Geog, Mongar	0.058
129	46	Gesarling Geog, Dagana	
130	46	District Court, Tashigang	0.133
131	460	Kengkhar Geog, Mongar	0.043
132	461	Mongar Geog, Mongar	0.031
133	462	Ngatshang Geog, Mongar	0.034
134	463	Saleng Geog, Mongar	0.172
135	464	Sherimung Geog, Mongar	0.075
136	465	Silambi Geog, Mongar	0.072
137	466	Thangrong Geog, Mongar	0.042
138	467	Tsakaling Geog, Mongar	0.087
139	468	Tsamang Geog, Mongar	0.033
140	47	Gashi Geog, Dagana	0.028
141	48	Kana Geog, Dagana	0.038
142	49	Khebisa Geog, Dagana	0.001
143	50	Lajab Geog, Dagana	0.007
144	51	Trashiding Geog, Dagana	0.027
145	510	BAFRA, MOA, Bumthang	0.001
146	52	Tshendagang Geog, Dagana	0.070
147	53	Tshangkha Geog, Dagana	0.073
148	532	District Court, Wangdue Phodrang	0.003
149	536	District Court, Mongar	0.001
150	537	Essentail Oil Dev. Project, Mongar	2.155

Schedule 12: STATEMENT OF CURRENT DEPOSIT ACCOUNTS POSITION AS OF JUNE 30, 2007			
Sl.No.	Account No.	Operating Unit	Amount
151	54	Tseza Geog, Dagana	0.044
152	6086	Football Federation, Thimphu	5.654
153	6089	Archery Federation, Thimphu	0.000
154	6090	High Court, Thimphu	2.303
155	6096	District Court, Thimphu	1.423
156	6097	Revolving Fund, MoA	1.584
157	6112	Dzongkha Development Authority, MoE	0.000
158	612	BAFRA, MOA, Mongar	0.001
159	613	Chapcha Gewog, Chukha	0.102
160	614	Dungna Gewog, Chukha	0.083
161	615	Gayling Geog, Chukha	0.159
162	617	Getana Geog, Chukha	0.047
163	618	Jabcho Gewog, Chukha	0.069
164	620	Metakha Gewog, Chukha	0.076
165	627	RNR-RC, Wengkhari	1.066
166	628	RRCO, Mongar	0.500
167	6389	RAPA, Chubachu	0.356
168	6391	Sale Proceeds of Revolving Fund, MoA	4.767
169	658	District Court, Paro	
170	659	AMC-Revolving Fund	10.088
171	659.	International Potato Program, MoA	0.025
172	663	Bara Geog, Samtse	0.111
173	664	Biru Gewog, Samtse	0.124
174	665	Charghare Gewog, Samtse	0.066
175	666	Chengmari Geog, Samtse	0.066
176	667	Denchukha Geog, Samtse	0.006
177	668	Dorokha Geog, Samtse	0.147
178	669	Dumtse Geog, Samtse	0.011
179	670	Ghumauney Geog, Samtse	0.053
180	671	Lhahareni Geog, Samtse	0.113
181	672	Mayona Geog, Samtse	0.004
182	673	RRCO, Samtse	0.465
183	676	Nainital Gewog, Samtse	0.019
184	677	Pagli Gewog, Samtse	0.109
185	678	Samtse Gewog, Samtse	0.069
186	679	Sipsu Gewog, Samtse	0.069
187	680	Tading Gewog, Samtse	0.170
188	681	Tendu Gewog, Samtse	0.049
189	70	Chongshing Gewog, Pema Gatshel	0.017
190	7028	City Corporation, Phuentsholing	1.480
191	71	Chimung Gewog, Pema Gatshel	0.009
192	72	Dungmin Gewog, Pema Gatshel	0.070
193	724	BAFRA, MoA, Tsimasham	0.001
194	728	Getana Geog, Chhuka	0.063
195	73	Khar Gewog, Pema Gatshel	0.014
196	74	Shumar Gewog, Pema Gatshel	0.110
197	746	Royal Bhutan Embassy, Dhaka	0.000
198	75	Yurung Gewog, P/Gatshel	0.030
199	759	KR-II-1999, AMC, Paro	3.176
200	77	Dungkhag Court, P/ling	0.095

Schedule 12: STATEMENT OF CURRENT DEPOSIT ACCOUNTS POSITION AS OF JUNE 30, 2007			
Sl.No.	Account No.	Operating Unit	Amount
201	7942	RRCO, Phuentsholing (Tax Refund)	0.658
202	8076	Water Supply & Sewerage Services, TCC	0.255
203	813	KR-II-2000, AMC, Paro	6.407
204	8178	Secretary General	13.747
205	8188	Education Central Stores, Phuentsholing	34.983
206	8255	Bhutan Shooting Federation	0.018
207	8279	Bhutan Table Tennis Federation	0.062
208	8289	Bhutan Post- Philately	2.358
209	83	Gangzoor Geog, Lhuentse	0.126
210	8308	Mechanical Division, DOR, Thimphu	39.865
211	835	KR-II-2001, AMC, Paro	7.946
212	84	Jarey Geog, Lhuentse	0.073
213	8439	Bhutan Archery Federation (Olympic)	0.641
214	85	Khoma Geog, Lhuentse	0.059
215	86	Kurtoe Geog, Lhuentse	0.072
216	8602	Revolving Fund, LTO, Kolkatta	2.246
217	865	District Court, S/Jongkhar	0.003
218	87	Linje Geog, Lhuentse	0.059
219	872	Dobshari Geog, Paro	0.149
220	873	Dogar Geog, Paro	0.040
221	874	Dotey Geog, Paro	0.001
222	875	Horey Geog, Paro	0.007
223	876	Lango Geog, Paro	0.132
224	877	Lungni Geog, Paro	0.103
225	878	Naja Geog, Paro	0.059
226	879	Shaba Geog, Paro	0.002
227	88	Menbi Geog, Lhuentse	0.125
228	880	Tsento Geog, Paro	0.090
229	881	Wangchang Geog, Paro	0.081
230	89	Metsho Geog, Lhuentse	0.066
231	894	Sales Proceeds of PF Books, National Library, Thimphu	1.471
232	8968	Textile Museum of National Commission	1.659
233	90	Tshenkhar Geog, Lhuentse	0.052
234	903	Phuntshothang Geog, Samdrup Jongkhar	0.000
235	903.	KR-II-2002, AMC, Paro	12.116
236	904	Pemethang Geog, Samdrup Jongkhar	0.015
237	905	Dechhenling Geog, Samdrup Jongkhar	0.078
238	906	Gomdar Geog, Samdrup Jongkhar	0.021
239	907	Langchenphu Geog, Samdrup Jongkhar	0.037
240	908	Lauri Geog, Samdrup Jongkhar	0.096
241	909	Martshala Geog, Samdrup Jongkhar	0.063
242	910	Norbugang Geog, Samdrup Jongkhar	0.150
243	9104	DRC, HQ, Thimphu	0.636
244	911	Orong Geog, Samdrup Jongkhar	0.016
245	912	Samrang Geog, Samdrup Jongkhar	0.016
246	913	Serthi Geog, Samdrup Jongkhar	0.019
247	914	RRCO, S/Jongkhar (Tax Refund)	0.264
248	9212	Folk Heritage Museum	3.028
249	9223	Bhutan Post	0.049
250	934	Audit Recoveries, Regional Audit Office, S/Jongkhar	0.003

Schedule 12: STATEMENT OF CURRENT DEPOSIT ACCOUNTS POSITION AS OF JUNE 30, 2007			
Sl.No.	Account No.	Operating Unit	Amount
251	9342	Bhutan Health Trust Fund	1.848
252	9382	Money Payment Transfer Account	0.021
253	9385	Money Transfer Deposit Account	0.387
254	9417	CMTS, Begana	1.112
255	944	KR-II-1997, AMC, Paro	0.007
256	9493	Scouts & Culture Edn. Division (SCED)	0.351
257	954	RRCO, Paro (Tax Refund)	0.020
258	9543	RRCO, Thimphu (PIT Refunds)	1.010
259	9577	Mobility Fund, MoA (Two Wheelers)	13.283
260	9659	Principal, CTC	0.007
261	9675	Bhutan Asst. Project for Deaf Children	0.001
262	9700	Toeb Gewog, Thimphu	0.090
263	9701	Mewang Gewog, Thimphu	0.132
264	9702	Lingshi Gewog, Thimphu	0.042
265	9703	Geney Gewog, Thimphu	0.028
266	9704	Kawang Gewog, Thimphu	0.137
267	9706	Chang Gewog, Thimphu	0.025
268	9707	Naro Gewog, Thimphu	0.037
269	9708	Soe Gewog, Thimphu	0.027
270	9709	Dagala Gewog, Thimphu	0.013
271	9710	Bap Gewog, Thimphu	0.099
272	972	Dungkhag Court, Gelephu	0.006
273	9828	CTC- IDF	0.006
274	9879	BFF (FIFA Grant)	4.367
275	9920	Bhutan Water Partnership (BHWP)	0.048
276	9974	Credit Gurantee Fund, Small Business Resources Ctr., DoI, MTI	1.077
277	9993	Credit Guarantee Fund	0.001
278	9996	Thimphu Peri Urban Dairy Farming Project, MoA	1.081
Total			458.112
Source: Spending Agencies & BoB			