



རྒྱལ་ཁབ་ལྷན་རྒྱུ་འཇུག་པོ་འཛུགས་པོ།  
ROYAL AUDIT AUTHORITY  
Bhutan Integrity House

Reporting on Economy, Efficiency & Effectiveness in the use of Public Resources




RAA (PPD-CERT-AFS) 2007/140914-28

April 2, 2007

3

**The certificate of the Auditor General on the Annual Financial Statements of the Royal Government of Bhutan for the Financial Year 2005-2006**

1. The Royal Audit Authority audited the Annual Financial Statements of the Royal Government of Bhutan for the Financial Year 2005-2006, attached hereto, as required under the Audit Act of Bhutan 2006 and Chapter XI, Section 11.1.1.2 of the Financial Rules and Regulations (FRR) 2001.
2. The Annual Financial Statements as prescribed under Chapter XI, Section 11.1.1.4 of the FRR 2001 are the responsibility of the Ministry of Finance. The RAA's responsibility is to express an opinion on these financial statements based on the audit conducted by it.
3. The RAA has conducted the audit in accordance with the General Auditing Rules & Regulations (GARR) 1989 and in conformity with the generally accepted auditing standards. These standards require that the RAA plans and performs the audit to obtain reasonable assurance about whether the financial statements are free of material misstatements. An audit includes determining on a test basis, evidence supporting the amounts and disclosures in the financial statements. The RAA believes that its audit provides a reasonable basis for its opinion.
4. Based on the examination of accounts and records made available and information and explanations provided to the auditors, the RAA reports that in its opinion the Annual Financial Statements fairly present the budgetary operations of the Royal Government for the year ended 30<sup>th</sup> June 2006 and the position of debts and equity portfolio of the Government as on that date.
5. The RAA noted that the Annual Financial Statements do not include the Statement of Operations on the Refundable Deposit Account, Revolving and Trust Funds as specified under the Financial Rules and Regulations, 2001.

  
(Ugen Chewang)  
Auditor General of Bhutan



**ANNUAL FINANCIAL STATEMENTS**  
**of the**  
**ROYAL GOVERNMENT of BHUTAN**  
**for the YEAR ENDED 30 JUNE 2006**

**Department of Public Accounts**  
**Ministry of Finance**

## **Table of Contents**

<b><u>Contents</u></b>	<b><u>Page No.</u></b>
1. Introduction.....	1
2. Overview.....	1
3. Receipts & Payments.....	4
4. Operational Results.....	4
4.1 Expenditure growth.....	4
4.1.1 Current Expenditure.....	5
4.1.2 Capital Expenditure.....	10
4.1.3 Lending.....	10
4.1.4 Loan Repayment.....	11
4.2 Sector wise Expenditure.....	14
5. Financing.....	15
6. Government Receipt by Sources.....	16
6.1 Internal Revenue.....	16
6.2 External Grants.....	18
6.3 Borrowings.....	19
6.3.1 Internal.....	19
6.3.2 External.....	20
6.4 Recovery of Loans.....	21
6.5 Other Receipts & Payments.....	22
7. Government Debt Position.....	23
8. Government Equity Holdings.....	25
9. Government Consolidated Account.....	27
10. Government Budget Fund Account.....	28
11. Government Guarantees.....	31

### **List of Tables**

1. Table 2(a)- Summary of Variation between Budget Estimates & Actual Outcome.....	3
2. Table 3(a)- Consolidated Receipt & Payment Statement.....	4
3. Table 4.1(a)- Total Expenditure.....	5
4. Table 4.1.1(a)- Current Expenditure & Internal Revenue Comparison.....	5
5. Table 4.1.1.1(a)- Expenditure on Debt Servicing.....	7
6. Table 4.1.1.1(b)- Interest Payment on Loans: By Lender & Projects.....	8
7. Table 4.1.1.1(c)- Interest Payment on Loans: By Category & Projects.....	9
8. Table 4.1.2 - Capital Expenditure/Repayments & Grants/Borrowings.....	10
9. Table 4.1.3 - Statement of On-Lending.....	11
10. Table 4.1.4(a) - Principal Repayment of Loans: By Lender & Projects.....	12
11. Table 4.1.4(b) - Principal Repayment of Loans: By Projects & Category.....	13
12. Table 4.2 - Summary of Expenditure by Sectors.....	14
13. Table 5 - Fiscal Deficit/Surplus and its Financing.....	15
14. Table 6 - Government Receipt by Sources.....	16
15. Table 6.1(a) - Internal Revenue.....	17
16. Table 6.1(b) - Summary of Revenue Collection.....	17
17. Table 6.1 (c) - Tax Outstanding Profile.....	18
18. Table 6.2 - International Assistance (Grants) Received.....	18

## **Table of Contents**

<b><u>Contents</u></b>	<b><u>Page No.</u></b>
19. Table 6.3 - Borrowings.....	19
20. Table 6.3.2(a) - External Assistance (Loans) Received: By Donor.....	20
21. Table 6.3.2(b) - Assistance (Loans) Received: By Category.....	21
22. Table 6.4(a) - Statement of Recovery of Loans: By Agency.....	21
23. Table 6.5 - Other Receipts & Payments.....	22
24. Table 7 - Statement of Outstanding Loans.....	24
25. Table 8 - Statement of Government Equity Holdings.....	26
26. Table 9 - Reconciliation of Government Consolidated Account.....	27
27. Table 10(a) - Reconciliation of Government Budget Fund Account.....	28
Table 10(b) Credit as per Cashbook but not in BOB .....	29
Table 10(c) Credit as per BOB but not in Cashbook.....	30
27. Table 11 Government Gaurantees.....	31

### **List of Figures**

1. Figure 4.1(a) - Total Expenditure.....	5
2. Figure 4.1.1(a) - Internal Revenue & Current Expenditure Comparison.....	6
3. Figure 4.1.4(a) - Repayment of principal Loans.....	14

### **Schedule of Budgetary Expenditures**

1. Schedule of Grants Received: By Donor.....	32
2. Schedule of Grants Received: By Agency.....	55
3. Schedules of Revised Budget & Booked Expenditure Comparison: By Program.....	70
4. Schedule of Expenditure: By Object Class.....	120
5. Schedule of Expenditure: By Function.....	122
6. Schedule of Non-Budgetary Releases against the dishonored cheques of 2004-05.....	163
7. Schedule of Opening & Closing Cash Balances.....	165
8. Schedule of Other Recoveries & Remittances.....	171
9. Schedule of Miscellaneous Receipts & Payments.....	179
10. Schedule of Revenue Receipts & Remittances.....	188
11. Schedule of Advance & Suspense.....	199

## **1. INTRODUCTION**

The Annual Financial Statements (AFS) of the budgetary operations of the Royal Government of Bhutan (RGoB) for the Financial Year (FY) 2005-2006 are presented as per the provisions of the Financial Rules and Regulations, 2001 (FRR-2001). The ending of FY 2005-2006 discerns itself from the previous ones in two important ways. First, the Department of Public Accounts (DPA) was bifurcated from the erstwhile Department of Budget & Accounts (DBA). Second, for the first time ever, the consolidation of AFS for the FY 2005-2006 has duly been completed within six months of the FY end as required by FRR-2001. The DPA considers this as an achievement as a result of the sound government policy to attach importance to accounts through the bifurcation of Department.

The Annual Financial Statements for financial year 2005-2006 contains a detail report on the utilization of government resources during the year. A summary of the variation between approved & revised budgets and actual expenditures indicates the variation in percentages. It contains the consolidated Receipt and Payments for the FY. The report compares the growth of recurrent expenditure to internal revenue and capital expenditures and repayments to grants and borrowings. The use of borrowings is segregated into Corporations used and RGoB used and cost of internal and external debt servicing and repayment expenditures are indicated as well.

The sources of funds and expenditure are summarized in the financing table showing the derived budgetary deficit, financing alternatives and the ultimate resource gap. The fund receipt in the Government Budget Fund Account and Government Consolidated Account maintained with the Bank of Bhutan is reconciled. A statement of Government's outstanding debt presents the internal and external debt both in Ngultrum (Nu.) and United States of America Dollar (USD) value indicating the total debt to Gross Domestic Product (GDP) ratio. The statement of Government Equity portfolio for the FY ending 30<sup>th</sup> June 2006 presents RGoB's equity holdings in various corporations and its ratio to GDP. The AFS for FY 2005-2006 also includes the total Government Guarantee issued as on 30<sup>th</sup> June, 2006, which is in compliance to the comments of Royal Audit Authority (RAA) during the last AFS certification.

## **2. OVERVIEW**

The Financial Year 2005-2006 started with an approved budget appropriation of Nu. 15,111 million and a resource gap of Nu.907 million. At the end of the FY 2005-2006, the revised budget increased to Nu. 18,635 million pushing up the level of budgetary deficit to Nu.1,695 million.

The actual outcome for the FY 2005-2006 was a total expenditure of Nu.16,723 million or 11% over the approved budget. This mainly is attributable to the repayment of the short term Government Equity participation for the purchase of new aircraft for Drukair Corporation amounting to Nu.1,753 million. The repayment of short term loan and conversion to 10 year term resulted in huge increase in internal borrowings for the financial year, although the

overall internal debt implication remains same considering the payment of short term loan from the fund raised through conversion to long term. The expenditure increase was also due to the redemption of Government Bond amounting to Nu.500 million during the period. The actual outcome in current and capital expenditures represents around 34% of the GDP of Nu.39,369 million for the FY 2005-06 (GDP figure used is an average of the Nu.36,915 actual for 2005 and Nu.41,823 projection for 2006, National Accounts Statistics, National Statistics Bureau (NSB)).

On the resource side, the domestic revenue largely covered the recurrent expenditure and had a surplus of 3% running over the recurrent expenditure. The grant receipt in-kind and cash amounting to Nu.6,425 million was able to cover more than 96% of the capital expenditure of Nu.6,685 million. Overall, the internal revenue and grant together covered 99% of the total of recurrent and capital expenditure.

Referring to financing side (in table 5), while the receipt of Nu.124.532 million from other sources added to the domestic revenue and grants to upkeep the budgetary position, the in-kind on-lending expenditure on account of Basochu Hydropower Project, Rural Telecommunication Network Project and Sustainable Rural Electrification Project added to the net-lending expenditure for the financial year by Nu.289 million. The budgetary deficit for the financial year thus rounded to Nu.319 million.

The resource gap, which is derived from the total borrowings of Nu.2,867 million after considering the budgetary deficit of Nu.319 million and repayment expenditure of Nu.2,651 million was Nu.103.257 million for the financial year. The resource gap is mainly attributable to the huge repayment expenditure on account of the repayment of short term loan and redemption of Government Bond of Nu.500 million. The resource gap of Nu.103 million represents around 0.26% of the GDP.

The outstanding government debt for the financial year end 30<sup>th</sup> June, 2006 amounted to Nu.30,458 million translating to about USD 696.271 million. About 60% of this is a Rupee loan to Government of India on account of the ongoing mega hydropower projects. The total debt to GDP ratio is 77%, which is quite within the acceptable limit of national debt management.

The total government equity holdings in various Corporations closed at Nu.16,143 million on 30<sup>th</sup> June, 2006. There was investment of Nu.1,257 million in terms of government capitalization of investment and reserves with some of the Corporations. The ratio of the government equity holdings to GDP is 41%.

Government Guarantees issued as on 30<sup>th</sup> June, 2006 amounted to Nu.2,823 million. These are support to some of the Corporations and Companies.

Table 2 in the following summarizes the comparison of approved & revised budget with that of actual outcome, which forms the basis of major explanations in this overview.

**Table 2**

<b>SUMMARY OF VARIATION BETWEEN BUDGET ESTIMATES AND ACTUAL OUTCOME OF FY 2005-2006</b>													
<b>(In Million Ngultrum)</b>													
APPLICATION OF FUNDS	BUDGET ESTIMATES		ACTUAL OUTCOME	VARIATION PERCENTAGE			SOURCE OF FUNDS	BUDGET ESTIMATES		ACTUAL OUTCOME	VARIATION PERCENTAGE		
	APPROVED	REVISED		APPD./ REVL.	APPD./ ACT.	REVL./ ACT.		APPROVED	REVISED		APPD./ REV.	APPD./ ACT.	REVL./ ACT.
A. EXPENDITURE:	14,651.781	16,102.293	13,356.808	9.90	(8.84)	(17.05)	A. INTERNAL RECEIPTS	7,388.219	6,805.920	6,902.906	(7.88)	(6.57)	1.43
i. Current	6,887.834	7,198.097	6,672.383	4.50	(3.13)	(7.30)	i) Tax	4,445.633	3,766.199	4,124.680	(15.28)	(7.22)	9.52
ii. Capital	7,763.947	8,904.196	6,684.425	14.69	(13.90)	(24.93)	ii) Non-Tax	2,942.586	3,039.721	2,778.226	3.30	(5.59)	(8.60)
B. REPAYMENTS:	410.880	2,483.903	2,651.448	504.53	545.31	6.75	B. RECOVERY OF LOANS	-	-	301.137	-	-	-
i. Internal	-	2,073.023	2,253.023	-									
ii. External	410.880	410.880	398.425	-	(3.03)	(3.03)	C. GRANTS	5,478.130	6,385.613	6,424.716	16.57	17.28	(0.61)
C. LENDING	48.780	48.780	590.227	-	1,109.98	1,109.98	i) In Cash	5,478.130	6,385.613	5,319.961	16.57	(2.89)	(16.69)
D. ADVANCE:	-	-	124.989	-	-	-	ii) In Kind	-	-	1,104.755	-	-	-
E. OTHER PAYMENTS	-	-	-	-	-	-	D. BORROWINGS	1,244.189	3,406.156	2,866.924	173.77	130.43	(15.83)
F. SURPLUS	-	-	-	-	-	-	i) Internal	-	2,073.023	1,753.023	-		
							ii) External	1,244.189	1,333.133	1,113.901	7.15	(10.47)	(16.44)
							E. OTHER RECEIPTS	93.550	342.566	124.532	266.18	33.12	(63.65)
							F. DEFICIT	907.353	1,694.721	103.257	86.78	(88.62)	(93.91)
<b>TOTAL PAYMENTS</b>	<b>15,111.441</b>	<b>18,634.976</b>	<b>16,723.472</b>	<b>23.32</b>	<b>6.67</b>	<b>(10.26)</b>	<b>TOTAL RECEIPTS</b>	<b>15,111.441</b>	<b>18,634.976</b>	<b>16,723.472</b>	<b>23.32</b>	<b>10.65</b>	<b>(10.26)</b>

Source: Department of Public Accounts (DPA) Department of National Budget (DNB), Department of Aid and Debt Management (DADM) and Department of Revenue and Customs (DRC).

### 3. RECEIPTS & PAYMENTS

The total receipt for the current Financial Year amounted to Nu.19,215 million accounting to about 48% of the GDP. Internal revenue represents about 36% and external grant about 33% of the total receipts. Receipt from borrowing accounted 12% of the receipt, the major chunk of it having contributed by the internal borrowing for repayment of the short term loan that was used for financing the purchase of new aircraft. The short term loan has been repaid but equivalent longer term borrowings resorted with cheaper interest obligations.

Of the total receipt, more than 71% accounted for actual current and capital expenditures and 14% of it used for repayment of loans. The consolidated receipts and payments of the Royal Government for the FY 2005-2006 is presented in Table 3(a).

**Table 3(a)**

<b>CONSOLIDATED RECEIPTS &amp; PAYMENTS STATEMENT FOR THE FY 2005-2006</b>					
(Nu. in million)					
<b>Sl.No.</b>	<b>RECEIPTS</b>	<b>AMOUNT</b>	<b>Sl.No.</b>	<b>PAYMENTS</b>	<b>AMOUNT</b>
<b>1</b>	<b>Opening Balances :</b>	<b>10,502</b>	<b>1</b>	<b>Expenditure :</b>	<b>13,356.808</b>
	i) Cash	30.261		i) Current	6,672.383
	ii) Bank	(19.759)		ii) Capital	6,684.425
<b>2</b>	<b>Internal Revenue :</b>	<b>6,902.906</b>	<b>2</b>	<b>Repayment of Loans :</b>	<b>2,651.448</b>
	i) Tax Revenue	4,124.680		i) Internal	2,253.023
	ii) Non Tax Revenue	2,778.226		ii) External	398.425
<b>3</b>	<b>External Grants :</b>	<b>6,424.716</b>	<b>3</b>	<b>Lendings:</b>	<b>590.227</b>
	i) Cash	5,319.961			
	ii) Kind	1,104.755			
<b>4</b>	<b>Borrowings:</b>	<b>2,866.924</b>	<b>4</b>	<b>Other Payments:</b>	<b>-</b>
	i) Internal	1,753.023			
	ii) External	1,113.901	<b>5</b>	<b>Increase in Adv/Susp.</b>	<b>2,708.835</b>
<b>5</b>	<b>Recovery of Loans:</b>	<b>301.137</b>			
<b>6</b>	<b>Other Receipts:</b>	<b>124.532</b>	<b>6</b>	<b>Closing Balances:</b>	<b>(92.756)</b>
<b>7</b>	<b>Decrease in Adv./Susp.</b>	<b>2,583.845</b>		i) Cash	33.017
				ii) Bank	(125.773)
	<b>TOTAL</b>	<b>19,214,562</b>		<b>TOTAL</b>	<b>19,214,562</b>

### 4. OPERATIONAL RESULTS

#### 4.1 EXPENDITURE GROWTH

The total actual Government expenditure in current and capital during the FY 2005-2006 amounted to Nu.13,357 million representing around 34% of the GDP. It was an increase by more than around 4% over the previous financial year.

While external loan repayment expenditure was about Nu.398.425 million only, the redemption of Government Bond amounting to Nu.500 million and conversion repayment of new aircraft short term borrowings to 10 year term resulted in total repayment expenditure of Nu.2,651.448 million. This accounted to 17% of the total expenditure.

A comparative percentage change in expenditures for the current year over the previous financial year is presented in Table 4.1(a).



**Table 4.1(a)**

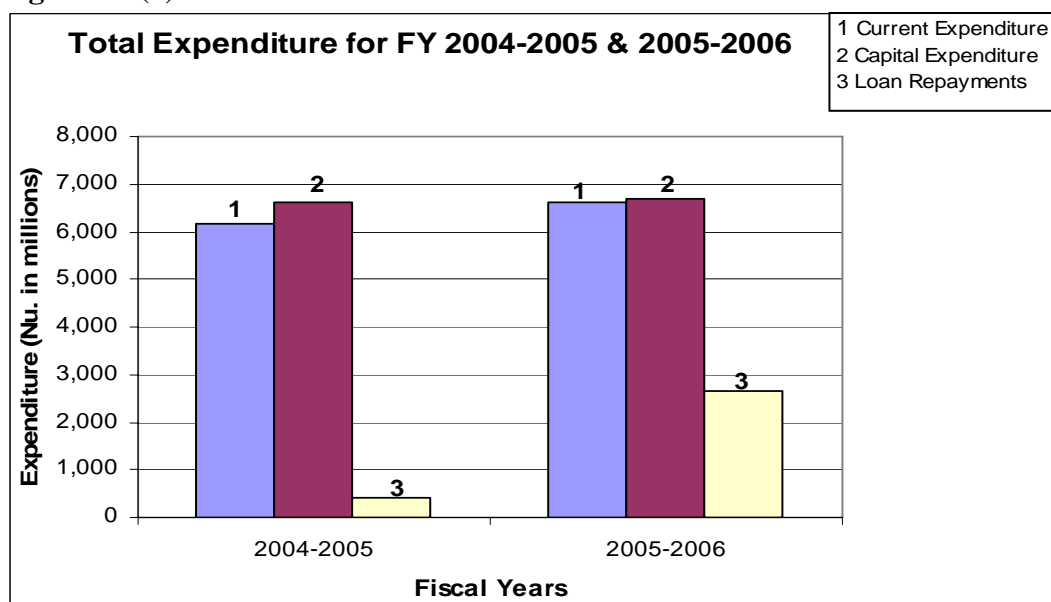
**TOTAL EXPENDITURE FOR THE FY 2004-2005 AND FY 2005-2006**

FISCAL YEAR	2004-2005	2005-2006	% Change
<b>EXPENDITURE</b>	<b>12,785.86</b>	<b>13,356.808</b>	<b>4.47</b>
Current	6,170.605	6,672.383	8.13
Capital	6,615.252	6,684.425	1.05
<b>LOAN REPAYMENTS</b>	<b>397.963</b>	<b>2,651.448</b>	<b>566.25</b>
Internal	-	2,253.023	-
External	397.963	398.425	0.12
<b>GRAND TOTAL</b>	<b>13,183.820</b>	<b>16,008.256</b>	<b>21.42</b>

Source: SAs and DADM

The comparison is also presented in a graphic form in Figure 4.1(a).

**Figure 4.1(a)**



**4.1.1 CURRENT EXPENDITURE**

The recurrent expenditure of Nu.6,672 million during the FY 2005-2006 reflects an increase of Nu.501 million over that of FY 2004-2005, or a little over 8% as shown in Table 4.1.1(a).

**Table 4.1.1(a)**

<b>CURRENT EXPENDITURE AND INTERNAL REVENUE FOR THE FISCAL YEAR 2004-2005 &amp; 2005-2006</b>			
PARTICULARS	FY 2004-05	FY 2005-06	% increase
Current Expenditure	6,170.605	6,672.383	8.13
Internal Revenue	6,066.101	6,902.906	13.79
% Coverage of Expenditure by Revenue	98.31	104.11	

Source: SAs and DRC

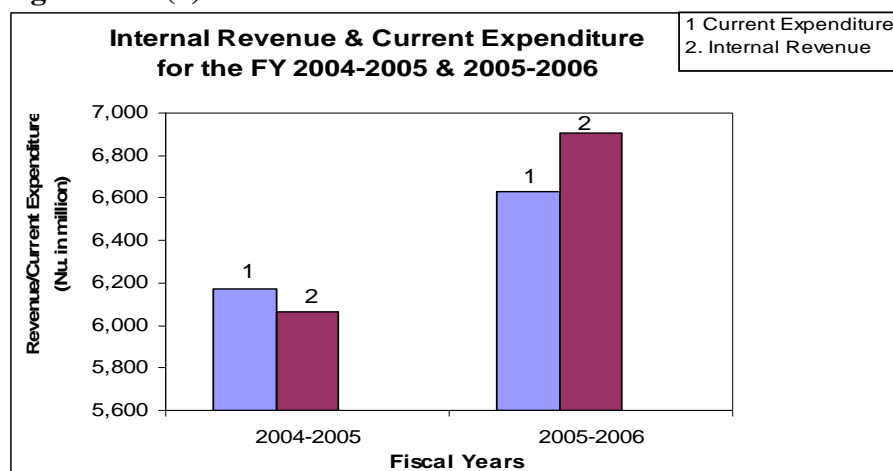
The increase was mainly under some of the expenditures head like pay and allowances, medical expenditures, travel expenses, supplies and consumable, etc. Some of the expenditure items contributing to this increase in the recurrent expenditure is indicated below:

SUMMARY OF EXPENDITURE BY EXPENDITURE ITEM FOR FY 2004-2005 & FY2005-06					
CODE	RECURRENT ITEM OF EXPENDITURE	Expenditure 2004-05	Expenditure 2005-06	Difference	% Increase
1.01	Pay & Allowances	2,128.713	2,524.538	395.825	18.59
2.01	Other Personnel Emoluments	268.902	292.213	23.312	8.67
3.02	Medical Benefits - Outside Bhutan	98.031	119.990	21.958	22.40
4.01	Special Allowance	28.778	31.681	2.903	10.09
4.02	Special Allowance - Kidu/Pensioners	0.993	1.115	0.122	12.30
11.02	Travel - Outside Bhutan	66.484	78.227	11.742	17.66
12.01	Utilities -Telephones, Telex, Fax, E-mail, Internet	93.690	104.568	10.878	11.61
12.02	Utilities -Telegram, Wireless Transmission, Postage	15.970	17.681	1.711	10.71
12.03	Utilities - Electricity, Water, Sewerage	45.911	52.580	6.669	14.53
12.04	Utilities – Others	26.159	30.177	4.018	15.36
13.01	Rental of Properties – Buildings	36.990	41.291	4.300	11.63
14.01	S & M - Office Supplies, Printing, Publications	132.180	186.559	54.378	41.14
14.02	S & M - Medicines & Laboratory Consumables	146.530	181.300	34.771	23.73
14.06	S & M - Uniforms, Extension Kits, Linens	33.462	44.788	11.326	33.85
15.01	Maintenance of Property – Buildings	66.958	75.984	9.026	13.48
15.03	Maintenance of Property – Roads	101.382	116.819	15.437	15.23
15.05	Maintenance of Property – Equipment	41.081	46.320	5.240	12.76
15.06	Maintenance of Property – Plantations	6.691	7.443	0.752	11.23
15.07	Maintenance of Property – Computers	17.842	20.510	2.669	14.96
17.01	Op. Exp. – Advertising	16.794	20.290	3.496	20.82
17.02	Op. Exp. - Taxes, Duties, Royalties, Handling Charges	7.112	9.546	2.434	34.23
17.03	Op. Exp. – Transportation	35.888	47.793	11.905	33.17
17.04	Op. Exp. - Energy/Propulsion Charges	1.393	2.424	1.031	73.97

The increase in Internal Revenue was around 14% over the previous financial year, which is more than the increase in current expenditure of 6%. This has resulted in increase in the percentage of coverage of the current expenditure by internal revenue at 104.11%. The comparison and percentage increase between internal revenue and recurrent expenditure is shown in Table 4.1.1(a).

The graphic representation of the comparison between current expenditure and internal revenue is presented in Figure 4.1.1(a).

Figure 4.1.1(a)



#### **4.1.1.1 DEBT SERVICING EXPENDITURE**

The total interest payment during the year amounted to Nu. 382.045 million. This consists of Nu. 50.414 million internal debt servicing and Nu. 331.631 million external debt servicing. There is a decrease in interest payment for the internal loans compared to the previous year by 26%. This is largely because of the interest payment savings of about Nu.26.289 million on account of the short term loan conversion to long term and also interest savings from the redemption of Government Bond of Nu.500 million during the financial year.

The cost of debt servicing works out to around 0.97% of GDP, and around 6% of internal revenue. The summary of the expenditure on debt servicing is given in Table 4.1.1.1(a) followed by interest payment details in Table 4.1.1.1(b)

**Table 4.1.1.1(a)**

<b>EXPENDITURE ON DEBT SERVICING FOR THE FY 2005-06</b>			
<b>Interest</b>	<b>FY 2004-2005</b>	<b>FY 2005-2006</b>	<b>% Increase</b>
Internal	66.611	50.414	-24.32
External	338.837	331.631	-2.13
<b>Total</b>	<b>405.448</b>	<b>382.045</b>	<b>-26.44</b>

Interest paid during the FY 2004-2005 and FY 2005-2006 is as detailed in Table 4.1.1.1(b).

**Table 4.1.1.1(b)**

STATEMENT OF INTEREST PAYMENT ON LOANS: BY LENDER & PROJECTS					
(Nu. in million)					
SL.NO.	LENDER/PROJECTS	LOAN #	2004-2005	2005-2006	%
<b>A</b>	<b>EXTERNAL:</b>		<b>338.837</b>	<b>331.631</b>	<b>86.80</b>
<b>I</b>	<b>W/Bank</b>		<b>27.214</b>	<b>26.361</b>	<b>7.95</b>
1	Technical Assistance	1416-BHU	1.041	0.997	
2	Forestry - I	1460-BHU	1.779	1.818	
3	Forestry - II	1900-BHU	0.262	.244	
4	Forestry - III	2533-BHU	2.007	2.259	
5	Bhutan Carbide & Chemicals Ltd.	1596-BHU	2.520	2.377	
6	Primary Education Project	1899-BHU	1.352	1.257	
7	Second Education Project	3044-BHU	4.826	4.553	
8	Rural Access Project	3309-BHU	3.557	3.720	
9	Urban Development Project	3310-BHU	3.455	3.564	
10	Education Development Project	3820-BHU	6.415	5.353	
11	Decentralized Rural Development Project	4040-BHU	0.000	0.219	
<b>II</b>	<b>IFAD</b>		<b>8.491</b>	<b>8.267</b>	<b>2.49</b>
11	Small Farm Development Proj.	50-BHU	1.658	1.552	
12	T/gang-Mongar Area Dev. Proj.	178-BHU	1.342	1.264	
13	Puna-Wangdi Valley Dev. Proj.	223-BHU	1.086	1.035	
14	First Eastern Zone Agri. Proj.	299-BHU	1.806	1.632	
15	Second Eastern Zone Agri. Proj.	512-BHU	2.599	2.784	
<b>III</b>	<b>ADB</b>		<b>35.111</b>	<b>31.324</b>	<b>9.45</b>
16	Multi-Project - I	637-BHU	1.581	1.537	
17	Multi-Project - II	722-BHU	4.047	3.792	
18	Chirang Hill Irrigation Proj.	740-BHU	0.408	.373	
19	Road Mechanisation Proj.	790-BHU	2.171	2.049	
20	Highland Livestock Dev. Proj.	808-BHU	1.916	1.881	
21	Industrial Estates Dev. Proj.	900-BHU	0.296	0.302	
22	Bhutan Dev. Finance Corporation	934-BHU	0.925	0.885	
23	Technical & V/tional Edu.Trng.	1035-BHU	1.889	1.813	
24	East-West H/Way Maint. Proj.	1265-BHU	2.239	2.142	
25	Rural Electrification Proj.	1375-BHU	3.271	3.107	
26	Financial Sector Dev. Proj.	1565-BHU	1.764	1.723	
27	Development Finance Loan	1566-BHU	1.777	1.715	
28	Urban Infrastructure Dev. Proj.	1625-BHU	1.901	1.392	
29	Sustainable RE Project	1712-BHU	4.155	4.231	
30	Health Care Reform	1762-BHU	4.486	4.382	
31	Road Improvement Project	1763-BHU	1.113	0.000	
32	Basic Skill Development Proj.	1830-BHU	1.172	0.000	
<b>IV</b>	<b>KFAED</b>		<b>2.557</b>	<b>1.956</b>	<b>0.59</b>
33	Bhutan Carbide & Chemicals Ltd.	289	0.126	0.000	
34	Bhutan Dev. Finance Corporation	409	2.431	1.956	
<b>VI</b>	<b>GoI</b>		<b>218.104</b>	<b>213.774</b>	<b>64.46</b>
36	Chukhha Hydro Power Corporation	GoI	16.410	12.029	
	Kurichu Hydro Power Project	GoI	201.694	201.745	
<b>VII</b>	<b>Govt. of Austria</b>		<b>44.351</b>	<b>48.622</b>	<b>14.66</b>
37	Basochhu HPP - Lower Stage		44.351	48.622	
<b>VIII</b>	<b>DANIDA</b>		<b>3.009</b>	<b>1.327</b>	<b>0.40</b>
	Rural Telecom. Network Project	DANIDA	3.009	1.327	
<b>B.</b>	<b>INTERNAL:</b>		<b>66.611</b>	<b>50.414</b>	<b>13.20</b>
38	Government Bond	BOB/BNB/NPPF	35.100	32.550	
39	Shortterm Borrowing for New Aircraft	BOB/BNB/NPPF	27.958	16.295	
40	Ways & Means Account	BOB	3.553	1.669	
	<b>GRAND TOTAL:</b>		<b>405.448</b>	<b>382.045</b>	<b>100.00</b>

Sources: External - DADM, Internal - DPA

The interest payments on loans presented above, categorized by (a) Corporations used loans and (b) RGoB used loans, is as presented in Table 4.1.1.1(c).

**Table 4.1.1.1(c)**

STATEMENT OF INTEREST PAYMENT ON LOANS: BY CATEGORY & PROJECTS					
(Nu. in million)					
SL.NO.	PROJECTS	LOAN #	2004-2005	2005-2006	%
1	Forestry - I	1460-BHU	1.779	1.818	
2	Forestry - II	1900-BHU	0.262	0.244	
3	Forestry - III	2533-BHU	2.007	2.259	
4	Bhutan Carbide & Chemicals Ltd.	1596-BHU	2.520	2.377	
5	Bhutan Dev. Finance Corporation	934-BHU	0.925	0.885	
6	Rural Electrification Proj.	1375-BHU	3.271	3.107	
7	Financial Sector Dev. Proj.	1565-BHU	1.764	1.723	
8	Development Finance Loan	1566-BHU	1.777	1.715	
9	Sustainable RE Project*	1712-BHU	4.155	4.231	
10	Tala Particles Board Factory Ltd.	259 /311	0.000	0.000	
11	Bhutan Carbide & Chemicals Ltd.	289	0.126	0.000	
12	Bhutan Dev. Finance Corporation	409	2.431	1.956	
13	Paro Airport Navigation		0.000	0.000	
14	Basochhu HPP - Lower Stage		44.351	48.622	
15	Rural Telecom Network Project	DANIDA	3.009	1.327	
	<b>Corporation used loans (in CC)</b>		<b>68.377</b>	<b>70.264</b>	<b>18.39</b>
15	Chukhha Hydro Power Corporation		16.410	12.029	
16	Kurichu Hydro Power Project		201.694	201.745	
	<b>Corporation used loans (in Rs.)</b>		<b>218.104</b>	<b>213.774</b>	<b>55.96</b>
17	Technical Assistance	1416-BHU	1.041	0.997	
18	Primary Education Project	1899-BHU	1.352	1.257	
19	Second Education Project	3044-BHU	4.826	4.553	
20	Rural Access Project	3309-BHU	3.557	3.720	
21	Urban Development Project	3310-BHU	3.455	3.564	
22	Education Development Project	3820-BHU	6.415	5.353	
23	Small Farm Development Proj.	50-BHU	1.658	1.552	
24	T/gang-Mongar Area Dev. Proj.	178-BHU	1.342	1.264	
25	Puna-Wangdi Valley Dev. Proj.	223-BHU	1.086	1.035	
26	First Eastern Zone Agri. Proj.	299-BHU	1.806	1.632	
27	Second Eastern Zone Agri. Proj.	512-BHU	2.599	2.784	
28	Multi-Project - I	637-BHU	1.581	1.537	
29	Multi-Project - II	722-BHU	4.047	3.792	
30	Chirang Hill Irrigation Proj.	740-BHU	0.408	0.373	
31	Road Mechanisation Proj.	790-BHU	2.171	2.049	
32	Highland Livestock Dev. Proj.	808-BHU	1.916	1.881	
33	Industrial Estates Dev. Proj.	900-BHU	0.296	0.302	
34	Technical & V/tional Edu.Trng.	1035-BHU	1.889	1.813	
35	East-West H/Way Maint. Proj.	1265-BHU	2.239	2.142	
36	Urban Infrastructure Dev. Proj.*	1625-BHU	1.901	1.392	
37	Health Care Reform	1762-BHU	4.486	4.382	
38	Road Improvement Project*	1763-BHU	1.113	0.000	
39	Basic Skill Development Proj.*	1830-BHU	1.172	0.000	
40	Decentralized Rural Dev. Project	4040-BHU	0.000	0.219	
	<b>RGoB used loans (in CC)</b>		<b>52.356</b>	<b>47.593</b>	<b>12.46</b>
41	Government Bond	BOB/BNB/NPPF	35.100	32.550	
42	Shortterm Borrowing for New Aircraft	BOB/BNB/NPPF	27.958	16.195	
43	Ways & Means Account	BOB	3.553	1.669	
	<b>RGoB used loans (in Nu.)</b>		<b>66.611</b>	<b>50.414</b>	<b>13.20</b>
	<b>Grand Total</b>		<b>405.448</b>	<b>382.045</b>	<b>100.00</b>

**Sources:** (i) External - DADM; Internal - DPA

\* pertains to interest/service charges deducted at source from the loan accounts

#### **4.1.2 CAPITAL EXPENDITURE**

The total capital expenditure during the year was Nu. 6,684.425 million. This is a marginal increase at around 1% over the previous year's expenditure. The total receipts in grants and borrowings amounting to Nu.8,699.593 million was able to cover more than 93% of the capital expenditure including repayment expenditure of Nu.2,651.448 million. The comparison in percentage increase of capital expenditures and coverage by external resource is shown in the Table 4.1.2.

**Table 4.1.2**

<b>CAPITAL EXPENDITURE AND REPAYMENT COMPARISON TO GRANTS &amp; BORROWINGS FOR THE FISCAL YEAR 2004-2005 &amp; 2005-2006</b>			
<b>PARTICULARS</b>	<b>2004-05</b>	<b>2005-06</b>	<b>% increase</b>
<b>Expenditure</b>	<b>7,026.13</b>	<b>9,335.87</b>	<b>32.87</b>
Capital Expenditure	6,615.252	6,684.425	1.05
Repayment	410.880	2,651.448	545.31
<b>Receipts</b>	<b>7,263.475</b>	<b>8,741.772</b>	<b>20.35</b>
External Grant	4,373.074	6,424.716	46.92
Borrowings	2,890.401	2,317.056	(19.84)
% Coverage of Capital Expenditure & Repayment by Grants & Borrowings	103.38	93.63	

Source: SAs and DRC

The capital expenditure also includes some of the major direct disbursements by some donors treated as expenditure in kind and on-lending expenditure. This includes the following:

1. Nu.399.630 million by the Government of India for the construction of Roads, Civil Aviation, Geophysical Survey and Telecommunication.
2. Nu.114.791 million from HELVETAS for trainings, consultancies and equipment.
3. Nu.133.931 million from the Government of Japan for the construction of Bridges and education facilities.
4. Nu.550.227 million in-kind on-lending expenditures for Basochu Hydro Power Project by Govt. of Austria, Rural Telecommunication Network & Expansion Project by Danida and Sustainable Rural Electrification Project by ADB.

#### **4.1.3 LENDING**

The total on-lending by the Government during the year amounted to Nu. 509.227 million. This includes internal on-lending of Nu.40 million interest free loan to Druk Air Corporation and external on-lending to Nu.550.227 million. The statement of on-lending for the FY 2004-2005 and FY 2005-2006 is shown in Table 4.1.3.

**Table 4.1.3**

<b>STATEMENT OF ON-LENDINGS</b>				
(Nu.in million)				
<b>No.</b>	<b>IMPLEMENTING AGENCY</b>	<b>LENDER</b>	<b>2004-2005</b>	<b>2005-2006</b>
1	Basochhu Hydro Power Corporation	GoA	330.736	36.359
2	Bhutan Power Corporation - Sustainable RE Project	ADB	8.322	123.149
3	Druk Air Corporation - Interest Free Loan	RGoB	40.000	40.000
4	Rural Telecommunication Network Project	DANIDA	0.000	390.719
<b>TOTAL ON-LENDING :</b>			<b>379.058</b>	<b>590.227</b>

**Source:** DADM and DPA

**Note:**

On lending on account of Tala Hydro Power Corporation is not reflected both in the budget estimates and on-lending statement. However, it has been reflected in the Statement of Outstanding Loan.

#### **4.1.4 LOAN REPAYMENT**

The principal repayment of loans during the year amounted to Nu. 2,651.448 million. This consists of Nu.398.425 million external and Nu.2,253.023 million internal borrowings. During the financial year, the Government Bond of Nu.500 million, which was issued as Treasury Bill in October 2001, but renewed year after year for 4 consecutive year was fully redeemed. The short term borrowings of Nu.1,753.023 million at 10% interest to finance the purchase of new aircraft was repaid through equivalent new borrowings on 10 year terms at 5.5% interest.

A detailed statement of principal repayment of loans for the FY 2004-2005 and FY 2005-2006 by Lender & Projects and Projects & Category are presented in Table 4.1.4(a) and Table 4.1.4(b) respectively.

**Table 4.1.4(a)**

<b>STATEMENT OF PRINCIPAL REPAYMENT OF LOANS:BY LENDER &amp; PROJECTS</b>					
<b>S/NO.</b>	<b>LENDER/PROJECT</b>	<b>LOAN #</b>	<b>2004-2005</b>	<b>2005-2006</b>	<b>% OF TOTAL</b>
<b>A</b>	<b><u>EXTERNAL:</u></b>		<b>397.963</b>	<b>398.425</b>	<b>15.03</b>
<b>I</b>	<b>W/Bank</b>		<b>27.327</b>	<b>33.867</b>	<b>8.50</b>
1	Technical Assistance	1416-BHU	5.079	4.985	
2	Forestry - I	1460-BHU	8.409	8.061	
3	Forestry - II	1900-BHU	0.808	0.775	
4	Forestry - III	2533-BHU	5.154	5.115	
5	Bhutan Carbide & Chemicals Ltd.	1596-BHU	3.718	10.940	
6	Primary Education Project	1899-BHU	4.159	3.991	
<b>II</b>	<b>IFAD</b>		<b>18.612</b>	<b>17.928</b>	<b>4.50</b>
7	Small Farm Development Proj.	50-BHU	6.317	6.151	
8	T/gang-Mongar Area Dev. Proj.	178-BHU	4.294	4.181	
9	Puna-Wangdi Valley Dev. Proj.	223-BHU	3.220	3.159	
10	First Eastern Zone Agri. Proj.	299-BHU	4.781	4.437	
15	Second Eastern Zone Agri. Proj.	512-BHU	0.000	0.000	
<b>III</b>	<b>ADB</b>		<b>44.892</b>	<b>52.870</b>	<b>13.27</b>
11	Multi-Project - I	637-BHU	7.935	8.129	
12	Multi-Project - II	722-BHU	14.855	18.691	
13	Chirang Hill Irrigation Proj.	740-BHU	1.096	2.055	
14	Road Mechanisation Proj.	790-BHU	4.630	4.613	
15	Highland Livestock Dev. Proj.	808-BHU	4.132	4.502	
16	Industrial Estates Dev. Proj.	900-BHU	0.675	0.707	
17	Bhutan Dev. Finance Corporation	934-BHU	2.102	1.951	
18	Technical & V/tional Edu.Trng.	1035-BHU	4.126	4.144	
19	East-West H/Way Maint. Proj.	1265-BHU	5.341	5.051	
25	Rural Electrification Proj.	1375-BHU	0.000	3.027	
32	Basic Skill Development Proj.	1830-BHU	0.000	0.000	
<b>IV</b>	<b>KFAED</b>		<b>28.647</b>	<b>19.543</b>	<b>0.74</b>
21	Bhutan Carbide & Chemicals Ltd.	289	9.645	0.000	
22	Bhutan Dev. Finance Corporation	409	19.002	19.543	
<b>V</b>	<b>EFIC-Australia</b>		<b>4.268</b>	<b>0.000</b>	<b>0.00</b>
23	Paro Airport Navigation		4.268	0.000	
<b>VI</b>	<b>GoI</b>		<b>274.217</b>	<b>274.217</b>	<b>10.34</b>
24	Chukhha Hydro Power Corporation		87.550	87.550	
	Kurichu Hydro Power Corporation		186.667	186.667	
<b>B.</b>	<b><u>INTERNAL:</u></b>		<b>0.000</b>	<b>2,253.023</b>	<b>84.97</b>
26	Bank of Bhutan	BOB	0.000	200.000	
27	Bhutan National Bank	BNB	0.000	120.000	
28	National Pension & Provident Fund	NPPF	0.000	1,243.023	
29	Bhutan Health Trust Fund	BHTF	0.000	690.000	
	<b>GRAND TOTAL:</b>		<b>397.963</b>	<b>2,651.448</b>	<b>122.32</b>

**Sources:** External - DADM Internal - DPA



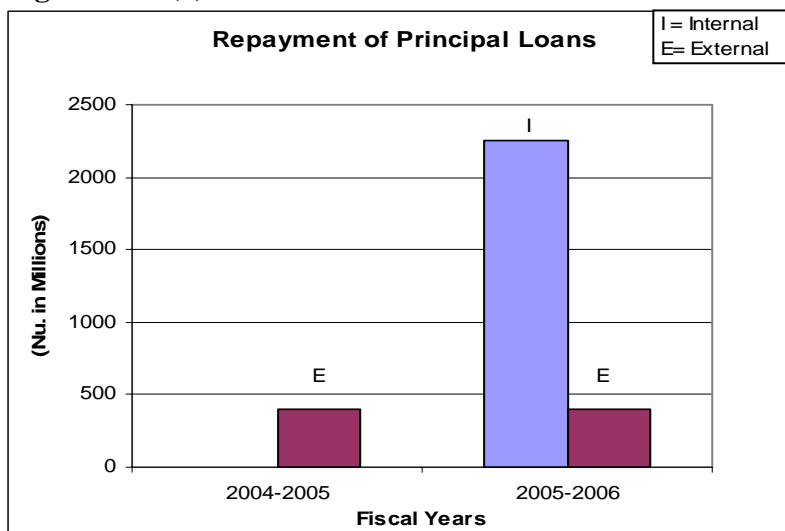
Table 4.1.4(b)

STATEMENT OF REPAYMENT OF PRINCIPAL LOANS :BY PROJECTS & CATEGORY					
(Nu. in million)					
SL.NO.	PROJECT	LOAN #	2004-2005	2005-2006	% OF TOTAL
1	Forestry - I	1460-BHU	8.409	8.061	
2	Forestry - II	1900-BHU	0.808	0.775	
3	Forestry - III	2533-BHU	5.154	5.115	
4	Bhutan Carbide & Chemicals Ltd.	1596-BHU	3.718	10.940	
5	Bhutan Dev. Finance Corporation	934-BHU	4.126	1.951	
7	Bhutan Carbide & Chemicals Ltd.	289	9.645	0.000	
8	Bhutan Dev. Finance Corporation	409	19.002	19.543	
9	Paro Airport Navigation		4.268	0.000	
	<b>Corporations used loans (in CC)</b>		<b>55.130</b>	<b>46.385</b>	<b>1.75</b>
10	Chukhha Hydro Power Corporation		87.550	87.550	
11	Kurichu Hydro Power Corporation		186.667	186.667	
	<b>Corporations used loans (in Rs.)</b>		<b>274.217</b>	<b>274.217</b>	<b>10.34</b>
12	Technical Assistance	1416-BHU	5.079	4.985	
13	Primary Education Project	1899-BHU	4.159	3.991	
14	Rural Electrification	3309-BHU	0.000	3.027	
15	Small Farm Development Proj.	50-BHU	6.317	6.151	
16	T/gang-Mongar Area Dev. Proj.	178-BHU	4.294	4.181	
17	Puna-Wangdi Valley Dev. Proj.	223-BHU	3.220	3.159	
18	First Eastern Zone Agri. Proj.	299-BHU	4.781	4.437	
19	Second Eastern Zone Agri. Proj.	512-BHU	0.000	0.000	
20	Multi-Project - I	637-BHU	7.935	8.129	
21	Multi-Project - II	722-BHU	14.855	18.691	
22	Chirang Hill Irrigation Proj.	740-BHU	1.096	2.055	
23	Road Mechanisation Proj.	790-BHU	4.630	4.613	
24	Highland Livestock Dev. Proj.	808-BHU	4.132	4.502	
25	Industrial Estates Dev. Proj.	900-BHU	0.675	0.707	
26	Technical & V/tional Edu.Trng.	1035-BHU	2.102	4.144	
27	East-West H/Way Maint. Proj.	1265-BHU	5.341	5.051	
28	<b>RGoB used loans (in CC)</b>		<b>68.616</b>	<b>77.823</b>	<b>2.94</b>
29	Bank of Bhutan	BoB	0.000	200.000	
30	Bhutan National Bank	BNB	0.000	120.000	
31	National Pension & Provident Fund	NPPF	0.000	1,243.023	
32	Bhutan Health Trust Fund	BHTF	0.000	690.000	
	<b>RGoB used loans (in Nu.)</b>		<b>0.000</b>	<b>2,253.023</b>	<b>84.97</b>
	<b>Grand Total</b>		<b>397.963</b>	<b>2,651.448</b>	<b>100.00</b>

Source: External - DADM; Internal - DPA

The statement of principal loan repayment for the past two fiscal years is presented in a graphic form in Figure 4.1.4(a)

**Figure 4.1.4(a)**



#### 4.2 SECTOR WISE EXPENDITURE:

The sector-wise expenditure during the year presented in Table 4.2 reflects the priorities of the Royal Government in terms of expenditures to each sector in the economy.

**Table 4.2**

SUMMARY OF EXPENDITURE BY SECTORS FOR THE FY 2005-2006					
Sectors	Expenditure			Percent to Total	% to GDP
	Current	Capital	Total		
<b>Social Services</b>	<b>2,129.819</b>	<b>1,004.580</b>	<b>3,134.399</b>	<b>23.5</b>	<b>8.0</b>
Health	734.407	311.770	1,046.177	7.9	2.7
Education	1,395.412	692.810	2,088.222	15.6	5.3
<b>Economic Services</b>	<b>1,816.996</b>	<b>3,552.257</b>	<b>5,369.253</b>	<b>40.3</b>	<b>13.6</b>
Agriculture	660.425	568.054	1,228.479	9.2	3.1
Mining & Manufl. Industries	45.649	48.160	93.809	0.7	0.2
Transport & Communication	260.384	1,840.038	2,100.422	15.8	5.3
Housing & Public Amenities	767.168	528.728	1,295.896	9.7	3.3
Energy	37.393	440.238	477.631	3.6	1.2
Other Economic Services	45.977	127.039	173.016	1.3	0.4
<b>General Services</b>	<b>2,725.568</b>	<b>2,127.587</b>	<b>4,853.155</b>	<b>36.4</b>	<b>12.3</b>
General Public Service	2,343.523	2,127.587	4,072.685	30.6	10.3
National Debt Services (Interest)	382.045	0.000	382.045	2.9	2.0
<b>Total</b>	<b>6,672.383</b>	<b>6,684.424</b>	<b>13,314.628</b>	<b>100</b>	<b>33.9</b>

## 5. FINANCING

Table 5 below has the details of the budgetary deficit, financing alternatives and the resulting resource gap for the FY 2005-2006:

**Table 5**

<b>SUMMARY OF BUDGET ESTIMATES AND ACTUAL OUTCOME OF FY 2005-2006</b>		
<b>(In Million Ngultrum)</b>		
<b>DETAILS</b>	<b>APPROVED ESTIMATES 2005-06</b>	<b>ACTUAL OUTCOME 2005-06</b>
<b>OUTLAY</b>	<b>14,700.561</b>	<b>13,770.887</b>
1. EXPENDITURE:	14,651.781	13,356.808
i. Current	6,887.834	6,672.383
ii. Capital	7,763.947	6,684.425
2. NET LENDING	48.780	289.090
3. ADVANCE/SUSPENSE (NET)	-	124.989
<b>SOURCES OF FINANCE</b>	<b>12,959.899</b>	<b>13,452.154</b>
<b>1. INTERNAL RECEIPTS</b>	<b>7,388.219</b>	<b>6,902.906</b>
i) Tax	4,445.633	4,124.680
ii) Non-Tax	2,942.586	2,778.226
<b>2. OTHER RECEIPTS</b>	<b>93.550</b>	<b>124.532</b>
<b>3. GRANTS</b>	<b>5,478.130</b>	<b>6,424.716</b>
i) Programme grants	<b>1,894.000</b>	<b>1,918.236</b>
a) GoI	1,750.000	1,700.000
b) Others	144.000	218.236
ii) Project-tied grants	<b>3,584.130</b>	<b>4,506.480</b>
a) GoI	1,980.086	1,717.224
b) Others	1,604.044	2,789.256
<b>DEFICIT/SURPLUS</b>	<b>1,740.662</b>	<b>318.733</b>
<b>5. FINANCING</b>	<b>(1,740.662)</b>	<b>(318.733)</b>
<b>Net</b>	<b>833.309</b>	<b>215.476</b>
<b>Borrowings</b>	<b>1,244.189</b>	<b>2,866.924</b>
a) Internal	-	1,753.023
b) External	1,244.189	1,113.901
<b>6. REPAYMENTS:</b>	410.880	2,651.448
b) Resource Gap	<b>(907.353)</b>	<b>(103.257)</b>

**Source:** DPA, DADM and DRC.

During the Financial Year 2005-2006, the total approved outlay was Nu.14,701 million against the projected resource of Nu.12,959 million. This has resulted in budget deficit of Nu.1,741 million. With additional expenditure of Nu.411 million projection for loan repayment and anticipated additional resource of Nu.1,244 million by way of borrowings, the financial year 2005-06 started with a resource gap of Nu.907 million.

The actual outcome at the financial year end resulted in a budget deficit of Nu.319 million. The total expenditure was Nu.13,771 million including the net lending and advances. On the other hand, the actual resource generated by way of domestic revenue grants and other receipts amounted to Nu.13,452 million, which is short off by around 3% to the expenditure. There was hence a budget deficit of Nu.319 million.

While there was a huge borrowings of Nu.2,867 million both in cash and in-kind on-lending purpose, the repayment expenditure for internal borrowings on account of Government Bond amounting to Nu.500 million and repayment of Nu.1,753.023 million as a result of the conversion of short term borrowings to 10 year term borrowings for financing the purchase of new aircraft for Drukair Corporations resulted in resource gap of Nu.103 million.

Despite this negative appearance in figures, the outlook essentially is encouraging since the resource gap arrived at represents about 0.26% of the GDP only.

## **6. GOVERNMENT RECEIPTS BY SOURCES**

The total receipts for the Government during the FY 2005-2006 was Nu.16,620 million. More than 41% of the total receipt is from internal revenue and around 38% from external grants. Table 6 depicts the breakup of the receipts for the FY 2004-2005 and FY 2005-2006 and the percentage composition of each source of receipt:

**Table 6**

<b>GOVERNMENT RECEIPT BY SOURCES FOR THE FY 2004-2005 &amp; FY 2005-2006</b>				
				(Nu. in Million)
<b>Sl/No.</b>	<b>SOURCES</b>	<b>FY 2004-2005</b>	<b>FY 2005-2006</b>	<b>% of Total</b>
1	Internal Revenue	6,066.101	6,902.906	41.53
2	Grants	4,373.074	6,424.716	38.66
3	Borrowings	2,890.401	2,866.924	14.46
	a. External	1,137.378	1,113.901	6.70
	b. Internal	1,753.023	1,753.023	10.55
4	Recovery of Loans	467.111	301.137	1.81
5	Other Receipts +/Payments (-)	61.885	124.532	0.75
	<b>Total :</b>	<b>13,858.572</b>	<b>16,620.215</b>	<b>100</b>

Source: DRC, DADM and DPA

### **6.1. INTERNAL REVENUE**

The internal revenue through tax and non-tax collected during the Financial Year 2005-2006 was Nu.6,902.906 million. Table 6.1(a) is an abstract of the Tax and Non-Tax revenue for the FY 2004-2005 and FY 2005-2006 as reported in the National Revenue Report of 2005-2006 by the Department of Revenue & Customs (DRC), Ministry of Finance (MoF). The increase in the internal revenue over the previous financial year is 20% accounting to 18% of the GDP.

**Table 6.1(a)**

INTERNAL REVENUE FOR THE FISCAL YEAR 2004-05 & 2005-06			
PARTICULARS	FY 2004-2005	FY 2005-2006	% to GDP
Tax Revenue	3,382.367	4,124.680	11.7
Non-Tax Revenue	2,683.734	2,778.226	7.9
<b>Total</b>	<b>6,066.101</b>	<b>6,902.906</b>	19.5

Source: National Revenue Report, 2005-06, DRC

A detailed statement of revenue collected from different tax category for the FY 2004-2005 and FY 2005-2006 is presented in Table 6.1(b).

**Table 6.1(b)**

SUMMARY OF REVENUE COLLECTION FOR THE FY 2004-05 & 2005-06				
(Nu. in Million)				
Code	Revenue Heads	2004-2005	2005-2006	% Change
<b>1</b>	<b>Tax Revenue</b>	<b>3,382.367</b>	<b>4,124.680</b>	<b>21.95</b>
<b>1.1</b>	<b>Direct Tax</b>	<b>2,013.628</b>	<b>2,420.087</b>	20.19
1.1.1	Corporate Income Tax	1,022.078	1,363.298	33.38
1.1.2	Business Income Tax	423.156	356.538	-15.74
1.1.3	Tax on Payroll/PIT	84.609	113.354	33.97
1.1.4	Health Contribution	36.001	44.060	22.39
1.1.5	Royalties	332.239	407.398	22.62
1.1.6	Rural Tax	0.000	0.000	0.00
1.1.7	Motor Vehicle Tax	72.544	85.246	17.51
1.1.8	Business & Professional Licences	24.195	25.630	5.93
1.1.9	Other Tax Revenue	18.806	24.563	30.61
<b>1.2</b>	<b>Indirect Tax</b>	<b>1,368.739</b>	<b>1,704.593</b>	<b>24.54</b>
1.2.1	Bhutan Sales Tax	567.897	662.785	16.71
1.2.2	Export Tax	0.870	0.339	-61.03
1.2.3	Excise Duty	565.623	879.543	55.50
1.2.4	Import Duty	230.774	157.178	-31.89
1.2.5	Other Indirect Tax	3.575	4.748	32.81
<b>2</b>	<b>Non Tax Revenue</b>	<b>2,683.734</b>	<b>2,778.226</b>	<b>3.52</b>
<b>2.1</b>	<b>Fees, Dividends, Profits</b>	<b>2,451.121</b>	<b>2,610.400</b>	<b>6.50</b>
2.1.1	Administrative Fees & Charges	187.572	197.131	5.10
2.1.2	Revenue from Government Departments	78.688	102.062	29.70
2.1.3	Dividends	1,550.524	1,542.428	-0.52
2.1.4	Transfer of Profits	384.475	503.268	30.90
2.1.5	Other Non-Tax Revenue	249.862	265.511	6.26
<b>2.2</b>	<b>Capital Revenue</b>	<b>232.613</b>	<b>167.826</b>	<b>-27.85</b>
2.2.1	Capital Revenue	232.613	167.826	-27.85
	<b>Total Revenue</b>	<b>6,066.101</b>	<b>6,902.906</b>	<b>13.79</b>

Source: DRC

### Tax Outstanding Profile:

The total tax outstanding as per the Annual Revenue Report, 2005-06 is Nu.42.132 million accounting more than 3% of the total tax. Business Income Tax tops the list amongst the category of outstanding tax for the financial year 2005-06. Table 6.1(c) has the details of outstanding tax as indicated below:

**Table 6.1(c)**

<b>Tax Outstanding by Region &amp; Nature of Tax during FY 2005-06</b>						
REGION	Amount (Nu. In Million)					% Arrears
	PIT	CIT	BIT	TOTAL	TOTAL TAX	
Thimphu	0.257	0.000	0.640	0.897	<b>234.550</b>	0.38
Phuentsholing	0.074	24.200	12.510	36.784	<b>886.710</b>	4.15
Samtse	0.001	2.310	0.990	3.301	<b>116.600</b>	2.83
Gelephu	0.154	0.000	0.020	0.174	<b>12.810</b>	1.36
Samdrup Jongkhar	0.586	0.000	0.110	0.696	<b>31.440</b>	2.21
Paro	0.000	0.000	0.280	0.280	<b>7.820</b>	3.58
<b>Total</b>	<b>1.072</b>	<b>26.510</b>	<b>14.550</b>	<b>42.132</b>	<b>1,289.930</b>	3.27
Total Tax Amount	57.790	1,066.180	167.970	1,291.940	1,289.940	
% Arrears	1.85	2.49	8.66	3.26	100.00	

### 6.2 EXTERNAL GRANTS

The total grants received both in cash and in kind and by program and project is given in table 6.2 below:

**Table 6.2.**

<b>INTERNATIONAL ASSISTANCE (GRANTS) RECEIVED DURING THE FISCAL YEAR 2004-05 &amp; 2005-06</b>		
<b>PARTICULARS</b>	<b>2004-2005</b>	<b>2005-2006</b>
<b>In Cash</b>	<b>3,788.000</b>	<b>5,319.961</b>
<b>1. Program Grant</b>	<b>1,883.348</b>	<b>1,918.236</b>
GoI	1,750.000	1,700.000
Danida	133.348	218.236
<b>2. Project tied Grant</b>	<b>1,904.652</b>	<b>3,401.725</b>
GoI	620.455	1,317.594
Others	1,284.197	2,084.131
<b>In-kind Receipts</b>	<b>617.138</b>	<b>1,104.755</b>
GoI	254.508	399.630
Others	362.630	705.125
<b>Total</b>	<b>4,405.138</b>	<b>6,424.716</b>

Source: (i) DPA, DADM & SAs

During the FY 2005-2006, the Government received a total grant of Nu. 6,425 million representing more than 17% of the GDP. While receipts in cash accounted 83% of the grant received, there was also direct disbursement from donors like GoI, Japan, Helvetas, WFP, etc, for the roads, bridges, civil aviations and telecommunications and School Food Program that accounted the balance grant receipt, which are treated as assistance in kind.

### **6.3 BORROWINGS**

During the Financial Year 2005-2006, the total borrowings amounted to Nu.2,866.924 million. A summary of the Internal and External loan component as per lender is given in table 6.3 below:

**Table 6.3**

<b>BORROWINGS FOR THE FINANCIAL YEAR 2005-06</b>				
<b>CATEGORY</b>	<b>LENDER</b>	<b>AMOUNT (Nu. In Million)</b>		
		<b>IN-CASH</b>	<b>IN-KIND</b>	<b>TOTAL</b>
<b>External Loan</b>	Asian Development Bank	119.180	151.907	271.087
	Internal Fund for Arab Development	26.059	0.000	26.059
	World Bank	389.677	0.000	389.677
	Danida	0.000	390.719	390.719
	Government of Austria	0.000	36.359	36.359
	<b>Total External</b>	<b>534.916</b>	<b>578.985</b>	<b>1,113.901</b>
<b>Internal Loan</b>	National Pension & Provident Fund	1,063.023	0.000	1,063.023
	Bhutan Health Trust Fund	690.000	0.000	690.000
	<b>Total Internal</b>	<b>1,753.023</b>	<b>0.000</b>	<b>1,753.023</b>
	<b>Total Borrowings</b>	<b>2,287.939</b>	<b>578.985</b>	<b>2,866.924</b>

#### **6.3.1 INTERNAL BORROWINGS**

The Financial Year 2005-06 started with a total internal borrowings of Nu.2,253.023 million consisting of Nu.500 million Government Bond and Nu.1,753.023 million Government equity participation in the purchase of new aircraft for Drukair Corporations. During the financial year, the Government Bond has fully been redeemed first with the Bank of Bhutan & Bhutan National Bank and subsequently the holdings of National Pension & Provident Fund.

The Government equity participation in the purchase of new aircraft was a short term loan availed at an interest rate of 10% initially. During the year, this short term loan was fully repaid by raising a 10 year term loan at an interest rate of 5.5% and principle repayment in 10 equal installments. The outstanding internal borrowings at the financial year end 2005-06 stands at Nu.1,753.023 million in the form of Government Equity Participation in Drukair Corporation.

### 6.3.2 EXTERNAL LOANS

The total external loan received by the Government during the year amounted to Nu.1,114 million. This consists of Nu.535 million receipts in cash and Nu.579 million in-kind. The World Bank & the Asian Development Bank are still the largest lender while lending by Danida in-kind recorded Nu.391 million for the financial year 2005-2006. The World Bank accounts 69% of the total loan and the Asian Development Bank more than 26% of the total.

Table 6.3.2(a) below has the details of donor wise receipts of the external loan during the year.

**Table 6.3.2(a)**

STATEMENT OF INTERNATIONAL ASSISTANCE (LOAN) RECEIVED DURING THE FISCAL YEAR 2005-06: BY LENDER						
LENDER	SPENDING AGENCY	PROJECT NAME	IN-CASH	IN-KIND	TOTAL	% TO TOTAL
ADB	MINISTRY OF TRADE & INDUSTRY ENERGY SERVICES	Sustainable Rural Electr. Project		125.012	125.012	11.22
	M. OF WORKS AND HUMAN SETTLEMENT ROADS & BRIDGES SERVICES	Road Improvement Project	60.429	26.895	87.324	7.84
	URBAN DEV. AND HOUSING SERVICES	Urban Infrastructure Dev. Project	5.763		5.763	0.52
	M. OF LABOUR AND HUMAN RESOURCES HUMAN RESOURCES SERVICES	Basic Skills Development Project	47.808		47.808	4.29
	VOCATIONAL TRAINING	Basic Skills Development Project	5.180		5.180	0.47
AUSTRIA	MINISTRY OF INFO. & COMMUNICATION ENERGY SERVICES	Basochu Hydropower Corporation	0.000	36.359	36.359	
DANIDA	MINISTRY OF INFO. & COMMUNICATION TELECOMMUNICATION	Network Expansion Project	0.000	390.719	390.719	
			<b>119.180</b>	<b>578.985</b>	<b>698.165</b>	<b>62.68</b>
IFAD	MINISTRY OF AGRICULTURE AGRICULTURE SERVICES	Second Eastern Zone Agri. Project	26.059	0.000	26.059	2.34
			<b>26.059</b>	<b>0.000</b>	<b>26.059</b>	<b>2.34</b>
W/BANK	MINISTRY OF AGRICULTURE AGRICULTURE SERVICES	Decentralised Rural Dev. Project	23.015	0.000	23.015	2.07
	M. OF WORKS AND HUMAN SETTLEMENT ROADS & BRIDGES SERVICES	Rural Access Project	88.995	0.000	88.995	7.99
	URBAN DEV. AND HOUSING SERVICES	Urban Development Project	62.445	0.000	62.445	5.61
	MINISTRY OF EDUCATION SCHOOL EDUCATION SERVICES	Second Education Project	53.905	0.000	53.905	4.84
		Education Development Project	161.317	0.000	161.317	14.48
			<b>389.677</b>	<b>0.000</b>	<b>389.677</b>	<b>34.98</b>
<b>TOTAL</b>			534.916	578.985	1,113.901	<b>100.00</b>

Source: DADM & DBA

The loans received during the year is segregated by Corporation used and RGoB used as given in Table 6.3.2(b).



**Table 6.3.2(b)**

STATEMENT OF EXTERNAL LOANS RECEIVED DURING THE FISCAL YEAR 2005-06: BY CATEGORY						
					Amount (Nu. in Million)	
LENDER	SPENDING AGENCY/	PROJECT NAME	IN-CASH	IN-KIND	TOTAL	%
ADB	ENERGY SERVICES	Sustainable Rural Electrification Project	-	1.863	1.863	0.167
AUSTRIA	ENERGY SERVICES	Rural Electrification	-	36.359	36.359	22.539
DANIDA	COMMUNICATION SERVICES	Telecommunication Network Expansion	-	390.719	390.719	35.077
<b>Total of Corporation used.</b>			-	<b>428.941</b>	<b>428.941</b>	<b>38.508</b>
ADB	ROADS & BRIDGES SERVICES	Road Improvement Project	60.429	150.044	210.473	18.895
ADB	URBAN DEVELOPMENT & HOUSING	Urban Infrastructure Dev. Project	5.763	-	5.763	0.517
ADB	HUMAN RESOURCES SERVICES	Basic Skills Development Project	52.988	-	52.988	4.757
IFAD	AGRICULTURE SERVICES	Second Eastern Zone Agri. Project	26.059	-	26.059	2.339
W/BANK	ROADS & BRIDGES SERVICES	Rural Access Project	88.995	-	88.995	7.989
W/BANK	URBAN DEV. & HOUSING	Urban Development Project	62.445	-	62.445	5.606
W/BANK	SCHOOL EDUCATION SERVICES	Second Education Project	53.905	-	53.905	4.839
W/BANK	SCHOOL EDUCATION SERVICES	Education Development Project	161.317	-	161.317	14.482
W/BANK	AGRICULTURE SERVICES	Decentralized Rural Dev. Project	23.015	-	23.015	2.066
<b>Total of RGoB used.</b>			<b>534.916</b>	<b>150.044</b>	<b>684.960</b>	<b>61.492</b>
<b>Grand Total</b>			<b>534.916</b>	<b>578.985</b>	<b>1,113.901</b>	<b>100.000</b>

Source: DADM &amp; DBA

**Note:** The direct disbursement from GoI for the Tala Hydro Power Project (THPP), which is a turnkey project, is not included in the budget estimates and also in the above statement of external borrowings. However, it is reflected in the statement of outstanding loans.

## 6.4 RECOVERY OF LOANS

The Principal loans recovered during the FY 2005-2006 amounted to Nu.301.137 million as shown in table 6.4(a) below:

**Table 6.4(a)**

STATEMENT OF RECOVERY OF LOANS DURING THE FY 2005-2006: BY AGENCY			
AGENCY	LENDER	FY 2004-05	FY 2005-06
Bhutan Dev. Finance Corpn. (BDFC)	ADB	13.747	7.803
-do-	KFAED	8.783	14.728
<b>Total for BDFC</b>		<b>22.530</b>	<b>22.531</b>
Bhutan Power Corporation (BPC)	ADB	0.000	4.152
<b>Total for BPC</b>		<b>0.000</b>	<b>4.152</b>
Chukha Hydro Power Corpn. (CHPC)	GOI	131.325	87.55
<b>Total for CHPC</b>		<b>131.325</b>	<b>87.55</b>
Kurichu Hydro Power Corpn. (KHPC)	GOI	186.667	186.666
<b>Total for KHPC</b>		<b>186.667</b>	<b>186.666</b>
Road Safety & Transport Authority (RSTA)	RGOB	0.189	0.238
<b>Total for RSTA</b>		<b>0.189</b>	<b>0.238</b>
<b>TOTAL</b>		<b>467.111</b>	<b>301.137</b>

Source: DPA

0

## 6.5 OTHER RECEIPTS & PAYMENTS

The statement of Other Receipts and Payments during the FY 2005-2006 is presented in table 6.5. The other receipts include Nu.25.537 million audit recoveries recovered by the Royal Audit Authority during the FY 2005-2006.

**Table 6.5**

STATEMENT OF OTHER RECEIPTS, PAYMENTS & ADJUSTMENTS				
Amount (Nu. in millions)				
S/No.	PARTICULARS	AMOUNT		REMARKS
<b>A</b>	<b><u>BUDGET FUND ACCOUNT:</u></b>			
<b>1</b>	<b>Other Receipts:</b>			
(i)	WFP Generated Fund	6.526		
(ii)	Prior year expenses	0.202		
(iii)	Prior year advances	3.886		
(iv)	Closing cash balances	40.102		
(v)	KR-II Generated Fund	84.000		
(vi)	Recouped from Refundable Dep. A/c	182.239		
(vii)	Refundable External Grants	5.235		
(viii)	Others *	112.799		* inclu. Audit recoveries 25.537 m
	<b>Total of A:</b>		<b>434.989</b>	
<b>B</b>	<b><u>NON-REVENUE ACCOUNT:</u></b>			
<b>1</b>	<b>Deposits as per BOB</b>	215.872		
	<b>Total of B:</b>		<b>215.872</b>	
<b>C</b>	<b><u>AGENCIES ACCOUNTS</u></b>			
<b>1</b>	<b>Net of Recoveries &amp; Remittances</b>			
	Total Recoveries	489.263		
	Total Remittances	489.741		
	Net		(0.478)	Schedule on page # 171
<b>2</b>	<b>Net of Revenue Receipts &amp; Remittances:</b>			
	Total Receipts	243.635		
	Total Remittances	237.219		
	Net		6.416	Schedule on page # 188
<b>3</b>	<b>Net of Other Receipts &amp; Payments:</b>			
	Total Other Receipts	178.151		
	Total Other Payments	715.388		
	Net		(537.237)	Schedule on page # 179
	<b>TOTAL of C:</b>		<b>(531.299)</b>	
<b>D</b>	<b><u>OTHER ADJUSTMENTS:</u></b>			
<b>1</b>	Dishonoured Cheques of FY 2005-2006		5.707	Schedule on page # 163
<b>2</b>	Cash Balances		(0.737)	
	2005-2006 Opening balances	30.261		Schedule on page # 165
	2004-2005 Closing balances	30.998		
	<b>TOTAL of D:</b>		<b>4.970</b>	
<b>TOTAL</b>			<b>124.532</b>	

Source: DPA and SAs

## **7. GOVERNMENT DEBT POSITION**

The Statement of Outstanding Loans is presented in Table 7. The loan amounts are denoted in the loan agreement currencies to avoid discrepancies due to exchange rate fluctuation. However, for easy reference a separate column for the closing balances in United States Dollars is also reflected.

As on 30<sup>th</sup> June 2006, the internal loan outstanding was Nu.1,753.023 million on account of the Government equity participation in the purchase of new aircraft for Drukair Corporation. Initially, it was availed as short term loan at an interest rate of 10%. During the year, this short term loan was fully repaid by raising a 10 year term loan at an interest rate of 5.5%, and the principle repayment in 10 equal installments, which starts from the Financial Year 2006-07.

Having fully repaid the Government Bond worth Nu.500 million during the year, the Government has now a total internal debt of Nu.1,753.023 million from the following domestic lenders:

(i)	National Pension & Provident Fund	Nu. 1,063.023 million
(ii)	Bhutan Health Trust Fund	<u>Nu. 690.000 million</u>
	<b>Total:</b>	<b><u>Nu. 1,753.023 million</u></b>

Beside multilateral financial institutions, external debt consists of Government of India Rupee loan of Rs.18,400.238 million for the Hydropower Projects. This is about 60% of the total debt. The amount of outstanding loan to GoI for each of the major hydropower project is given in the following:

(i)	Chukha Hydropower Corporation	Rs. 175.100 million
(ii)	Kurichhu Hydropower Corporation	Rs. 1,866.666 million
(iii)	Tala Hydropower Corporation	<u>Rs. 16,358.472 million</u>
	<b>Total:</b>	<b><u>Rs. 18,400.238 million</u></b>

Hard currency outstanding debt as on 30th of June 2006, stands at USD 260.053 million, which is equivalent to Nu.10,304.389 million. This is about 29% of the total debt and represents 21% of GDP.

Total outstanding debt for the FY 2005-2006 amounted to Nu.30,457.650 million, which translates to US\$ 696.271 million and represents about 77% of Gross Domestic Product.

**Table 7**

STATEMENT OF OUTSTANDING LOANS FOR THE YEAR ENDED 30TH JUNE 2006													
(Amount in Agreement Currency)													
AGENCY	Loan Committed		Opening balances as on 1st July 2005	W I T H D R A W A L S			Total Liability incurred during the year	REPAYMENTS DURING THE YEAR			Closing Balances as on 30th June 2006	Closing Balances in United States Dollar	Debt to GDP Ratio
				Principal	Interest & Charges accrued during the year			Principal	Interest & S/Charges	Total			
	Curr.	Amount			Interest	C'ment fees/ S/charges							
<b>A. INTERNAL</b>	Nu.	-	2,253.023	1,753.023	50.414	-	1,803.437	2,253.023	50.414	2,303.437	1,753.023	37.944	<b>4.45</b>
Ways & Means Accounts (BoB)	Nu.	-	-	-	1.669	-	1.669	-	1.669	1.669	-	-	
Govt. Bonds (BoB,NPPF & BNB)	Nu.	-	500.000	-	32.550	-	32.550	500.000	32.550	532.550	-	-	
Short-Term Borrowings	Nu.		1,753.023	-	16.195	-	16.195	1,753.023	16.195	1,769.218	-	-	
Drukair Equity Participation (Bond)	Nu.		-	1,753.023	-	-	1,753.023	-	-	-	1,753.023	37.944	
<b>B. EXTERNAL: GOI</b>	Rs.	20,423.638	16,603.804	-	213.774	-	213.774	274.217	213.774	487.990	18,400.238	398.274	<b>46.74</b>
Chukha Hydro Power Corporation	Rs.	983.638	262.650	-	12.029	-	12.029	87.550	12.029	99.579	175.100	3.790	
Tala Hydro Power Corporation	Rs.	17,200.000	14,287.821	-	0.000	-	-	-	0.000	-	16,358.472	354.079	
Kurichu Hydro Power Corporation	Rs.	2,240.000	2,053.333	-	201.745	-	201.745	186.667	201.745	388.411	1,866.666	40.404	
<b>C. EXTERNAL: OTHER THAN GOI</b>	Nu.		9,864.564	564.033	117.857	-	681.890	124.208	117.857	242.066	10,304.389	260.053	<b>26.17</b>
World Bank (IDA)	SDR	72.683	42.006	5.616	0.591	-	6.206	0.519	0.591	1.110	47.102	69.712	
Asian Development Bank (ADB)	SDR	96.313	62.736	5.109	0.875	-	5.984	0.852	0.875	1.727	66.993	99.149	
Kuwait Fund for Arab Eco.Dev.(KFAED)	KD	8.296	0.436	-	0.012	-	0.012	0.125	0.012	0.137	0.311	1.074	
International Fund for Agri.Dev.(IFAD)	SDR	27.284	14.064	0.606	0.183	-	0.789	0.277	0.183	0.460	14.393	21.302	
EFIC (Australia)	USD	-	0.048	-	-	-	-	0.047	-	.047	-	-	
Govt of Austria - BHPP Lower Stage	Euro	48.400	47.706	0.200	1.091	-	1.291	-	1.091	1.091	47.706	59.883	
Govt. of Denmark - Rural Telecom Network	Euro	13.009	-	7.147	0.046	-	7.193	-	0.046	0.046	7.147	8.934	
Revaluation of External Loans Balance	Nu.												
<b>Grand Total</b>	Nu.		28,721.391	2,317.056	382.045	-	2,699.101	2,651.448	382.045	3,033.493	30,457.650	696.271	<b>77.37</b>

**Note:** Exchange rates used for conversion: 1SDR = 1.48 USD; 1KD = 3.45 USD; 1EURO = 1.25 USD & 1USD = NU. 46.20

**Source:** Internal - DPA and (ii) External - DADM

## **8. GOVERNMENT EQUITY HOLDINGS**

The statement of Government Equity holdings as presented in table 8 is as per records obtained from the Public Enterprise Division of the Ministry of Finance.

In the beginning of the Financial Year, the total government equity holdings in various Corporations were Nu.14,887.479 million. With additional investment of Nu.1,257.303 million in terms of government capitalization of investment and reserves to Bhutan Agro Industries, Chukha Hydropower Corporation, Basochu Hydropower Corporations, Bhutan Power Corporation, Bhutan Post, etc., the face value of the government equity holdings stood at Nu.16,142.916 million. This closing equity portfolio of the government as on 30<sup>th</sup> June, 2006 represents 41% of the GDP.

Table 8

STATEMENT OF GOVERNMENT EQUITY PORTFOLIO FOR THE YEAR ENDED 30TH JUNE, 2006												
Amount (Nu. In Million)												
Sl. No	Corporations	Shareholding as on 30/06/2005				Investment		Divestment		Shareholdings as on 30/06/2006		
		No. of shares	Value (Nu)	% Holding	Face value (Nu.)	No. of shares	Amount (Nu.)	No. of Shares	Amount (Nu.)	No. of Shares	Value (Nu.)	%
<b>I</b>	<b>Manufacturing</b>	<b>1,515,022.00</b>	<b>5,781.012</b>				<b>1,136.072</b>			<b>4,787,840</b>	<b>6,915.220</b>	
1	Army Welfare Project	25,000	25.000	100%	1,000					25,000	25.000	100%
2	Bhutan Agro Industries Ltd.		9.088	100%	100		19.98				29.064	100%
3	Handicrafts Development Corporation	18,600	1.860	100%	100							NWAB
4	Penden cement Authority Ltd.	106,742	106.742	47.1%	1,000					106,742	106.742	47.1%
5	Bhutan Board Products Ltd.	678,734	67.873	48.5%	100					678,734	67.873	47.7%
6	Bhutan Ferro Alloys Ltd.*	385,946	39.400	26%	100					385,946	39.400	26%
7	Forestry Development Corporation	300,000	30.000	100%	100					300,000	30.000	100%
8	Chukha Hydro Power Corporation**		1,401.269	100%			902.287			2,303,556	2,303.556	100%
9	Wood Craft Centre		25.200	100%			8.23				33.430	100%
10	Kuensel Corporation		50.000	100%						50,000	50.000	100%
11	Basochu Hydro Power Corporation		732.841	100%			205.021			937,862	937.862	
12	Kurichhu Hydro Power Corporation		3,291.739	100%			0.554				3,292.293	100%
<b>II</b>	<b>Trading</b>	<b>117,000</b>	<b>25.200</b>				<b>0.000</b>			<b>117,000</b>	<b>25.200</b>	
1	Food Corporation of Bhutan	15,000	15.000	100%	1,000					15,000	15.000	100%
2	State Trading Corporation of Bhutan	102,000	10.200	51%	100					102,000	10.200	51%
<b>III</b>	<b>Service</b>	<b>3,533,562</b>	<b>8,860.390</b>				<b>121.231</b>			<b>24,414,544</b>	<b>8,981.620</b>	
1	Bhutan Postal Corporation		21.261	100%			2.334				23.595	100%
2	Bhutan Tourism Corporation Ltd.	0	0.000	0.0%	1,000					0	0.000	0.0%
3	Druk Air Corporation	2,225,211	2,225.212	100%	1,000					22,252,111	2,225.211	100%
4	Bhutan Telecom		854.082	100%						854,082	854.082	100%
5	Bhutan Power Corporation		5,629.000	100%			118.897				5,747.897	100%
	Bhutan Broadcasting Service Limited	1,308,351	130.835	100%	100					1,308,351	130.835	100%
<b>IV</b>	<b>Financial Institutions</b>	<b>366,662</b>	<b>220.876</b>				<b>0.000</b>			<b>705,764</b>	<b>220.876</b>	
1	Bhutan National Bank	161,984	16.198	13.6%	100					161,984	16.198	13.6%
2	Bank of Bhutan	80,000	80.000	80%	1,000					80,000	80.000	80%
3	Bhutan Development Finance Corporation	87,000	87.000	87%	1,000					87,000	87.000	87%
4	Royal Insurance Corporation of Bhutan	37,678	37.678	39.2%	1,000					376,780	37.678	39.3%
	<b>Total</b>	<b>5,532,246</b>	<b>14,887.479</b>				<b>1,257.303</b>	<b>0</b>	<b>-</b>	<b>30,025,148</b>	<b>16,142.916</b>	

Sources: Public Enterprise Division, Ministry of Finance

## 9. GOVERNMENT CONSOLIDATED ACCOUNT

Reconciliation of Government Consolidated Account for the FY 2005-2006 is presented in Table 9.

**Table 9**

### **RECONCILIATION OF GOVERNMENT CONSOLIDATED ACCOUNT FOR THE FY 2005-06**

Amount (Nu. in millions)

S/NO.	PARTICULARS	AMOUNT	
1	Opening Balance as on 1 July 2004		(19.760)
2	<b><u>RECEIPTS DURING THE YEAR</u></b>		<b>15,623.437</b>
	Budget Fund Account (DPA)	8,433.134	
	Revenue Account (BOB/DRC)	6,974.431	
	Non Revenue Account (BOB)	215.872	
3	<b>Total Receipts</b>		<b>15,603.677</b>
4	<b><u>LESS: PAYMENTS DURING THE YEAR</u></b>		<b>15,877.249</b>
	Budget Fund Account (DPA)	97.039	
	Withdrawals from LC A/c (BOB)	15,708.686	
	Withdrawals from Revenue A/c (BOB/DRC)	71.524	
5	<b>Total Payments</b>		<b>15,877.249</b>
6	<b>Closing Balance as on 30 June 2006 (DPA)</b>		<b>(273.572)</b>
7	<b><u>RECONCILIATION:</u></b>		
	<i>Closing Balance as on 30 June 2006 (BoB/RMA)</i>		<b>393.666</b>
	<b><u>Add:</u></b> Fund in Transit (Cr.) as on 30.06.2005 - BoB	354.037	
	<b><u>Less:</u></b> Fund in Transit (Dr.) as on 30.06.2005 - BoB	873.476	(519.439)
8	<b>Closing Balance as on 30 June 2006 (BoB/RMA)</b>		<b>(125.773)</b>
10	<b><u>Add:</u></b>		<b>153.803</b>
	a) Credits (Deposits) as per DPA but not in BOB		149.436
	b) Debits (Payments) as per BoB but not in BOB		4.367
9	<b><u>Less:</u></b>		<b>301.602</b>
	a) Credit as per BOB but not in DPA		288.418
	b) Debits (Payments) as per DPA but not in BOB		13.184
11	<b>Closing Bank Balance as on 30 June 2006 (DPA)</b>		<b>(273.572)</b>

Source: DPA

## 10. GOVERNMENT BUDGET FUND ACCOUNT

Reconciliation of Government Budget Fund Account for the FY 2005-2006 is presented in Table 10(a)

**Table 10(a)**

**RECONCILIATION OF GOVERNMENT BUDGET FUND ACCOUNT FOR THE FY 2005-2006**

(Nu. in millions)

Sl.No.	PARTICULARS	AMOUNT	REMARKS
1	<b>Closing Balance as per Bank Statement as of 30.06.2006</b>	<b>8,483.894</b>	
2	<b><u>Add:</u></b>	<b>153.803</b>	
	a) Credits (Deposits) as per Cash Book but not in Bank Statement	149.436	
	b) Debits (Payments) as per BOB but not in Cash Book	4.367	
3	<b><u>Less:</u></b>	<b>301.602</b>	
	a) Credits (Deposits) as per Bank Statement but not in Cash Book	288.418	
	b) Debits (Payments) as per Cash Book but not in Bank Statement	13.184	
4	<b>Closing Balance as per Cash Book as of 30.06.2006</b>	<b>8,336.095</b>	

Source: DBA



**10(b) RECONCILIATION DETAILS**

<b>CREDITS (DEPOSITS) AS PER CASH BOOK BUT NOT IN BOB</b>		
		(Nu. in million)
<b>SL.NO.</b>	<b>PARTICULARS</b>	<b>AMOUNT</b>
	<b>Deposits as per Cash Book not reflected in BoB</b>	
1	Closing Cash Balance of MoFA, Thimphu for FY 2004-05	0.123
2	Closing Cash Balance of Trongsa Dzongkhag for FY 2004-05	0.013
		<b>0.136</b>
	<b><u>Deposits of FY 2005-06 credited by BOB in FY 2006-07</u></b>	
1	Japanese support to MoIC, US\$ 84,307. Ref. No. 8665 dated 3/5/2006	3.869
2	UNESCO fund to MoE, US\$ 7,000. Ref. No. 8799 dated 10/5/2006	0.324
3	JICA fund for Decentralization Pilot Project, Ref. No.9719 dated 21/6/2006	7.999
4	Re-payment of GoI Loan by CHPC, Ref. No. 9960 dated 29/6/2006	43.775
5	Re-payment of GoI Loan by KHPC, Ref. No. 9967 dated 29/6/2006	93.333
		<b>149.300</b>
	<b>Total</b>	<b>149.436</b>
<b>DEBIT (PAYMENTS) AS PER BOB BUT NOT IN CASHBOOK</b>		
1	Debit vide Ref. No. 01/08/2005ST/36/879 pertaining to 2004-05	0.264
2	Debit vide Ref. No. 05/07/2005LT/006 not in cashbook	0.007
3	Reversal debit vide Ref. No.22/8/2005Entry for 30/7/2005	4.046
4	Double entry by BoB vide Ref. No. 05/04/2006RMA LT/6667	0.050
	<b>Total</b>	<b>4.367</b>
	<b>GRAND TOTAL</b>	<b>153.803</b>

**Table 10(c)**

<b>CREDITS (DEPOSITS AS PER BOB BUT NOT IN THE CASHBOOK)</b>		
		(Nu. in millions)
<b>SL.NO.</b>	<b>PARTICULARS</b>	<b>AMOUNT</b>
<b>Deposits of FY 2004-05 credited by BOB in FY 2005-06</b>		
1	Refund of wrong release from LTO, Kolkata deposited vide letter No. 13966 dt. 15/6/2005	0.289
2	Recovery of KFAED Loan from BBPL deposited vide letter No. 14631 dt. 30/6/2005	6.036
3	Recovery of GOOI loan from CHPC deposited vide letter No. 14630 dt. 30/6/2005	43.775
4	Refund of salary proceeds of Late Parop Rinzin deposited vide letter No. 14627 dt. 30/6/05	0.001
5	EEC fund to RBIT for E/ronment Mgt. With GIS deposited vide letter No. 14525 dt. 28/6/05	1.603
6	Recovery of GOI loan from KHPC deposited vide letter No. 14247 dt. 22/6/05	93.333
7	Himalayan Cataract Project fund for Pry. Eye Care Program deposited vide RMA # 46 dt. 30/6/05	1.085
8	IDA loan for Education Dev. Proj. credited vide RMA # 25 dt. 30/6/05	6.231
9	ADB loan for Urban Infrastructure Dev. Proj. deposited vide RMA #8489 dt. 30/6/05	1.200
	<b>Total</b>	<b>153.553</b>
<b>Deposits as per Bank Statements but not reflected in the Cashbook</b>		
1	GoI fund to MoH, Ref. No. 008, dated 5/7/2006	131.838
2	Refund of advances by DoR, P/Ling. Ref. No.0011, dated 5/7/2006	0.030
3	SDC fund to MoLHR. Ref. No. 009, dated 5/7/2006	2.190
4	Excess stipend refunds from MoE. Ref. No. 0010, dated 5/7/2006	0.035
5	Refund from MoFA. Ref. No.0013, dated 5/7/2006 (272,795 + 333,711)	0.607
6	Transfer of UNICEF fund advance to MoH. Ref. No.0014, dated 5/7/2006	0.028
7	Credited by BoB as interest (34,199.77 * 4)	0.137
		<b>134.865</b>
	<b>Total</b>	<b>288.418</b>
<b>DEBIT (PAYMENTS) AS PER CASHBOOK BUT NOT IN BOB</b>		
<b>Debit as per Cash Book but not in Bank Statement</b>		
1	YDF cheque # 402186 returned due to insufficient balance. Ref. No.606 dated 22/7/2005	0.253
2	Return of Cheque due to insufficient balance. Ref. No.2968 dated 28/9/2005	0.054
3	Transfer of fund from SDF phase I to II	0.099
4	Cheque returned due to insufficient fund balance. Ref. No.8117 dated 28/3/2006	1.538
5	Refund of Austrian fund for REP, DoE. Ref. No.9362 dated 6/6/2006	1.804
6	Cheque Returned for endorsement debited. Ref. No.9467 dated 12/6/2006	1.437
7	Cheque Returned for endorsement debited. Ref. No.9758 dated 27/6/2006	7.999
	<b>Total</b>	<b>13.184</b>
<b>GRAND TOTAL</b>		<b>301.602</b>

## 11. GOVERNMENT GUARANTEES:

The total Government Guarantee issued amounted to Nu.2,823 million as at the end of 30<sup>th</sup> June, 2006. The major portion of the Guarantees consists of DrukAir Corporation's Bond issued for the purchase of aircraft, Credit Expansion loan to Bhutan Development Finance Corporation and for the import of furnace by Bhutan Ferro Alloys Ltd. The details of Government Guarantee are given in table 11 below.

**Table 11**

Details of Government Guarantee Issued as on 30th June, 2006						
Name of the beneficiary	Date of issue	Issued to	Purpose of Issue	Amount	Validity	Remark
Rural Credit Bond	29/09/1998	Bank of Bhutan	Provision of Rural Credit	50.000	10 years	
Bhutan Ferro Alloys Limited	11/12/2004	EKSPORTFINANS, Norway	Import of furnace	(NOK 59.500 m)	10 years	
				424.235		
Bhutan Development Finance Corporation	27/1/2005	NPPF	Supplement the working capital requirements	80.000	5 years	Fully utilized
Bhutan Development Finance Corporation	22/11/2005	Bank of Bhutan	Credit Expansion	500.000	10 years	300 million utilized as of 30/9/2006
Druk Air Corporation	2003-04	Bond subscribers	Druk Air Bond	1,769.04	10 years	
<b>Total</b>				<b>2,823.27</b>		

Source: Public Enterprise Division, MoF

<b>STATEMENT OF EXTERNAL GRANTS RECEIVED DURING THE FISCAL YEAR 2005-2006: BY DONOR</b>					
					Nu in Millions
					<b>AMOUNT</b>
<b>DONOR</b>	<b>SPENDING AGENCY/ PROGRAM</b>	<b>PROJECT NAME</b>	<b>IN-CASH</b>	<b>IN-KIND</b>	<b>TOTAL</b>
<b>ABS</b>					
	<b>MINISTRY OF EDUCATION</b>				
	SCHOOL EDUCATION SERVICES	Erecting of a Community School at Pangtoka	0.599		0.599
			<b>0.599</b>		<b>0.599</b>
<b>ADB</b>					
	<b>NATIONAL STATISTICAL BUREAU</b>				
	GENERAL ADMINISTRATION AND DIRECTION SERVICES	Strngt. of National Statistical System	0.467		0.467
		Strengthening & Collect. of Pursing Power Parity Data	0.396		0.396
			<b>0.863</b>		<b>0.863</b>
<b>ADHOC</b>					
	<b>ROYAL CIVIL SERVICE COMMISSION</b>				
	GENERAL ADMINISTRATION AND DIRECTION SERVICES	Royal Civil Service Commission		0.678	0.678
	<b>NATIONAL ENVIRONMENT COMMISSION</b>				
	GENERAL ADMINISTRATION AND DIRECTION SERVICES	Adhoc Assistance for Individual Donors	7.452		7.452
	<b>MINISTRY OF HOME AND CULTURAL AFFAIRS</b>				
	CULTURAL SERVICES	Adhoc Assistance for Individual Donors	1.673		1.673
	<b>MINISTRY OF FINANCE</b>				
	AID & DEBT MANAGEMENT SERVICES	Adhoc Assistance for Individual Donors	0.222		0.222
	COMMON PUBLIC EXPENDITURES	Adhoc Assistance for Individual Donors	4.828		4.828
	<b>MINISTRY OF AGRICULTURE</b>				
	GENERAL ADMINISTRATION AND DIRECTION SERVICES	Adhoc Assistance for Individual Donors	1.372		1.372
	<b>MINISTRY OF TRADE AND INDUSTRY</b>				
	ENERGY SERVICES	Adhoc Assistance for Individual Donors		5.000	5.000
	<b>MINISTRY OF HEALTH</b>				
	GENERAL ADMINISTRATION AND DIRECTION SERVICES	Adhoc Assistance for Individual Donors	0.727		0.727
	<b>MINISTRY OF EDUCATION</b>				
	DEPARTMENT OF YOUTH, CULTURE AND SPORTS	Adhoc Assistance for Individual Donors	0.690		0.690

<b>STATEMENT OF EXTERNAL GRANTS RECEIVED DURING THE FISCAL YEAR 2005-2006: BY DONOR</b>					
					Nu in Millions
					<b>AMOUNT</b>
<b>DONOR</b>	<b>SPENDING AGENCY/ PROGRAM</b>	<b>PROJECT NAME</b>	<b>IN-CASH</b>	<b>IN-KIND</b>	<b>TOTAL</b>
	<b>DZONGKHAG ADMINISTRATION, WANGDUE PHODRANG</b>				
	EDUCATION SERVICES	Adhoc Assistance for Individual Donors	0.091		0.091
			<b>17.056</b>	<b>5.678</b>	<b>22.734</b>
<b>AUSTAID</b>					
	<b>ROYAL INSTITUTE OF MANAGEMENT</b>				
	GENERAL ADMINISTRATION AND DIRECTION SERVICES	Strengthening Institutional Capacity of the Royal Institute of Management	5.274		5.274
			<b>5.274</b>		<b>5.274</b>
<b>AUSTRIAN</b>					
	<b>MINISTRY OF HOME AND CULTURAL AFFAIRS</b>				
	CULTURAL SERVICES	Renovation of Trongsa Taa Dzong	35.041		35.041
	<b>MINISTRY OF TRADE AND INDUSTRY</b>				
	ENERGY SERVICES	Rural Electrification	-1.804		-1.804
		Prep. of Project Document for 150 MW Dagachhu Hydropower Plan (CDM)	10.285		10.285
		Rural Electrification Ph. III		5.500	5.500
	TOURISM SERVICES	Tourism Development Program 1999	-0.260		-0.260
		Planning and Design of the MTMTI Training Hotel	12.013		12.013
		Preparation of Detailed Design of Various Engineering Services for HTMTI	0.649		0.649
	<b>DZONGKHAG ADMINISTRATION, TRONGSA</b>				
	ROADS & BRIDGES SERVICES	Restoration of Bridge and Foot Trail in Trongsa	4.202		4.202
	RELIGION AND CULTURAL SERVICES	Renovation of Trongsa Dzong, Phase II	1.778		1.778
			<b>61.903</b>	<b>5.500</b>	<b>67.403</b>
<b>BHTF</b>					
	<b>MINISTRY OF HEALTH</b>				
	PUBLIC HEALTH SERVICES	Bhutan Health Trust Fund	3.047		3.047
			<b>3.047</b>		<b>3.047</b>
<b>BT FEC</b>					
	<b>NATIONAL ENVIRONMENT COMMISSION</b>				
	GENERAL ADMINISTRATION AND DIRECTION SERVICES	Support to NEC for M.Sc	1.712		1.712
	<b>MINISTRY OF AGRICULTURE</b>				

<b>STATEMENT OF EXTERNAL GRANTS RECEIVED DURING THE FISCAL YEAR 2005-2006: BY DONOR</b>					
					Nu in Millions
					<b>AMOUNT</b>
<b>DONOR</b>	<b>SPENDING AGENCY/ PROGRAM</b>	<b>PROJECT NAME</b>	<b>IN-CASH</b>	<b>IN-KIND</b>	<b>TOTAL</b>
	FORESTRY SERVICES	Strengthening Forest Fire Management	1.593		1.593
		Ugyen Wangchuk Institute of Environmental & Forestry Studies	2.221		2.221
			<b>5.526</b>		<b>5.526</b>
<b>CANADA</b>					
	<b>DZONGKHAG ADMINISTRATION ,CHHUKHA</b>				
	EDUCATION SERVICES	Enhancement of Education Delivery System in Chhukha Dzongkhag	0.099		0.099
	<b>DZONGKHAG ADMINISTRATION, TSIRANG</b>				
	EDUCATION SERVICES	Procurements of Green Boards to the Schools in Tsirang	0.637		0.637
	<b>DZONGKHAG ADMINISTRATION, TRONGSA</b>				
	EDUCATION SERVICES	Improvement of Education Facilities in Trongsa	0.812		0.812
	<b>DZONGKHAG ADMINISTRATION, LHUENTSE</b>				
	EDUCATION SERVICES	Improving Resource of Facilitate the Quality of Education in Lhuentse	0.374		0.374
	<b>DZONGKHAG ADMINISTRATION, MONGAR</b>				
	EDUCATION SERVICES	Establishment of Youth Cum Resource Centre in Mongar LSS	0.345		0.345
			<b>2.266</b>		<b>2.266</b>
<b>CTF</b>					
	<b>MINISTRY OF AGRICULTURE</b>				
	COUNCIL FOR RNR RESEARCH OF BHUTAN SERVICES	RNR Research Centre, Bajo, Wangdur	1.420		1.420
			<b>1.420</b>		<b>1.420</b>
<b>DANIDA</b>					
	<b>NATIONAL ASSEMBLY OF BHUTAN</b>				
	GENERAL ADMINISTRATION AND DIRECTION SERVICES	Strengthening of NA and it's Secretariat	27.351		27.351
	<b>JUDICIARY</b>				
	GENERAL ADMINISTRATION AND DIRECTION SERVICES	Institutional Strengthening of Samtse Court	7.072		7.072
		SAARCLAW Conference	0.391		0.391
		Strengthening of District Court in S/jongkhar & G/phu	19.598		19.598
	<b>ROYAL AUDIT AUTHORITY</b>				
	GENERAL ADMINISTRATION AND DIRECTION SERVICES	Good Governance - Support to RAA	3.936		3.936

<b>STATEMENT OF EXTERNAL GRANTS RECEIVED DURING THE FISCAL YEAR 2005-2006: BY DONOR</b>					
					Nu in Millions
					<b>AMOUNT</b>
<b>DONOR</b>	<b>SPENDING AGENCY/ PROGRAM</b>	<b>PROJECT NAME</b>	<b>IN-CASH</b>	<b>IN-KIND</b>	<b>TOTAL</b>
	<b>ROYAL CIVIL SERVICE COMMISSION</b>				
	GENERAL ADMINISTRATION AND DIRECTION SERVICES	Environment Sector Programme Support	-1.515		-1.515
		Good Governance - Support to RCSC	4.352		4.352
	<b>NATIONAL ENVIRONMENT COMMISSION</b>				
	GENERAL ADMINISTRATION AND DIRECTION SERVICES	Environment Sector Programme Support	-0.514		-0.514
		Environment & Urban Sector Programme Support (NEC)	27.672		27.672
	<b>ROYAL INSTITUTE OF MANAGEMENT</b>				
	GENERAL ADMINISTRATION AND DIRECTION SERVICES	Good Governance - Support to RIM	19.775		19.775
	<b>OFFICE OF LEGAL AFFAIRS</b>				
	GENERAL ADMINISTRATION AND DIRECTION SERVICES	Good Governance - Support to Legal Affairs	1.368		1.368
	<b>ROYAL UNIVERSITY OF BHUTAN</b>				
	GENERAL ADMINISTRATION AND DIRECTION SERVICES	Establishment of Wide Area Network for Royal University of Bhutan	3.585		3.585
	<b>MINISTRY OF FINANCE</b>				
	BUDGET AND ACCOUNTS SERVICES	Capacity Development in Public Financial Management	11.527		11.527
	REVENUE & CUSTOMS SERVICES	Good Governance - Support to DRC	7.208		7.208
	AID & DEBT MANAGEMENT SERVICES	Strengthening of the Department of Aid & Debt Management	0.402		0.402
		Capacity Strengthening of DADM	3.908		3.908
	COMMON PUBLIC EXPENDITURES	Upgrading of Bhutan Agro Industries Limited	10.346		10.346
	<b>MINISTRY OF AGRICULTURE</b>				
	GENERAL ADMINISTRATION AND DIRECTION SERVICES	Environment & Urban Sector Programme Support (MoA)	19.397		19.397
	AGRICULTURE SERVICES	Environment & Urban Sector Programme Support (MoA)	5.070		5.070
	FORESTRY SERVICES	Environment Sector Programme Support	-0.194		-0.194
		Inst. Strengthening of Ugyen Wangchuck Inst. of Env. & Forestry Studies	3.585		3.585

<b>STATEMENT OF EXTERNAL GRANTS RECEIVED DURING THE FISCAL YEAR 2005-2006: BY DONOR</b>					
					Nu in Millions
					<b>AMOUNT</b>
<b>DONOR</b>	<b>SPENDING AGENCY/ PROGRAM</b>	<b>PROJECT NAME</b>	<b>IN-CASH</b>	<b>IN-KIND</b>	<b>TOTAL</b>
	COUNCIL FOR RNR RESEARCH OF BHUTAN SERVICES	Environment & Urban Sector Programme Support (MoA)	16.625		16.625
	<b>MINISTRY OF TRADE AND INDUSTRY</b>				
	GENERAL ADMINISTRATION AND DIRECTION SERVICES	Environment & Urban Sector Programme Support (MTI)	14.800		14.800
	<b>MINISTRY OF WORKS AND HUMAN SETTLEMENT</b>				
	GENERAL ADMINISTRATION AND DIRECTION SERVICES	Environment & Urban Sector Programme Support (MoWHS)	0.997		0.997
		Environment & Urban Sector Programme Support (Dzongkhag Towns)	15.301		15.301
	URBAN DEVELOPMENT AND ENGINEERING SERVICES	Environment & Urban Sector Programme Support (MoWHS)	20.489		20.489
		Environment & Urban Sector Programme Support (Dzongkhag Towns)	79.047		79.047
	<b>MINISTRY OF HEALTH</b>				
	GENERAL ADMINISTRATION AND DIRECTION SERVICES	Rural Water Supply and Sanitation	8.375		8.375
		HSPS III-Budgetary Support	83.301		83.301
		HSPS III Component II - Support to Capacity Bldg. in Mngt. & Monitoring	17.776		17.776
	<b>MINISTRY OF EDUCATION</b>				
	GENERAL ADMINISTRATION AND DIRECTION SERVICES	Education Sector Programme Support	15.419		15.419
	SCHOOL EDUCATION SERVICES	Environment Sector Programme Support	-2.663		-2.663
		Special Education for Disabled Children	-1.588		-1.588
		Alternative School Building Const. Technology	-0.007		-0.007
		Education Sector Programme Support	12.026		12.026
		Education Sector Programme Support (Comp 1-Budgetary Support)	85.597		85.597
			<b>539.815</b>	<b>0.000</b>	<b>627.925</b>
<b>D'OLTRE</b>					
	<b>MINISTRY OF HEALTH</b>				
	GENERAL ADMINISTRATION AND DIRECTION SERVICES	DAMCHU PROJECT - Integrated Rehabilitation Practice (IRP)	0.439		0.439
			<b>0.439</b>		<b>0.439</b>
<b>E7</b>					
	<b>MINISTRY OF TRADE AND INDUSTRY</b>				
	ENERGY SERVICES	CDM Project	0.967		0.967
			<b>0.967</b>		<b>0.967</b>
<b>EEC</b>					



<b>STATEMENT OF EXTERNAL GRANTS RECEIVED DURING THE FISCAL YEAR 2005-2006: BY DONOR</b>					
					Nu in Millions
					<b>AMOUNT</b>
<b>DONOR</b>	<b>SPENDING AGENCY/ PROGRAM</b>	<b>PROJECT NAME</b>	<b>IN-CASH</b>	<b>IN-KIND</b>	<b>TOTAL</b>
	<b>NATIONAL ENVIRONMENT COMMISSION</b>				
	GENERAL ADMINISTRATION AND DIRECTION SERVICES	Bio-Assessment of Rivers in the Hindu Kush Himalayan Region	1.376		1.376
	<b>MINISTRY OF AGRICULTURE</b>				
	AGRICULTURE SERVICES	Royal Vety. Diagnosis Lab. Serbithang	-1.529		-1.529
		Wang Watershed Management Project	60.436		60.436
		Medicine Plants Project Phase II	-0.955		-0.955
	COUNCIL FOR RNR RESEARCH OF BHUTAN SERVICES	Medicine Plants Project Phase II	21.508		21.508
			<b>80.837</b>		<b>80.837</b>
<b>EURCO</b>					
	<b>ROYAL UNIVERSITY OF BHUTAN</b>				
	ADULT AND HIGHER EDUCATION SERVICES	ASIA-LINK ICT Sustainable Livelihood Project	0.537		0.537
	<b>MINISTRY OF AGRICULTURE</b>				
	LIVESTOCK SERVICES	Support to Livestock Sector in Bhutan	16.664		16.664
			<b>17.201</b>		<b>17.201</b>
<b>FAO</b>					
	<b>MINISTRY OF FINANCE</b>				
	COMMON PUBLIC EXPENDITURES	Income-Generation Activities for the Rural in Khamdrang and Jangphu Village	0.450		0.450
	<b>MINISTRY OF AGRICULTURE</b>				
	GENERAL ADMINISTRATION AND DIRECTION SERVICES	Improving Food Security & Rural Income	0.011		0.011
	AGRICULTURE SERVICES	Control of Citrus Geening & Citrus Tristeza Virus	0.132	2.565	2.697
		Baseline Survey in Eastern Bhutan with AMEPP Project	0.900		0.900
		Commodity Supply Chian Analysis	1.350		1.350
	LIVESTOCK SERVICES	Improving Food Security & Rural Income	0.448		0.448
	FORESTRY SERVICES	Control of Citrus Geening & Citrus Tristeza Virus	0.113		0.113
	COUNCIL FOR RNR RESEARCH OF BHUTAN SERVICES	Virtual Extension Research Communication Network	0.275		0.275
	<b>MINISTRY OF TRADE AND INDUSTRY</b>				

<b>STATEMENT OF EXTERNAL GRANTS RECEIVED DURING THE FISCAL YEAR 2005-2006: BY DONOR</b>					
					Nu in Millions
					<b>AMOUNT</b>
<b>DONOR</b>	<b>SPENDING AGENCY/ PROGRAM</b>	<b>PROJECT NAME</b>	<b>IN-CASH</b>	<b>IN-KIND</b>	<b>TOTAL</b>
	ENERGY SERVICES	Reducing Greenhouse Gas Emissions by Promoting Bioenergy Tech. for Heat App. (PDF Proj	0.669		0.669
			<b>4.347</b>	<b>2.565</b>	<b>6.912</b>
<b>GEF</b>					
	<b>NATIONAL ENVIRONMENT COMMISSION</b>				
	GENERAL ADMINISTRATION AND DIRECTION SERVICES	Bhutan Climate Change for Enabling Activity (Self Assessment)	0.667		0.667
	<b>MINISTRY OF AGRICULTURE</b>				
	AGRICULTURE SERVICES	Sustainable Land Management Project	5.617		5.617
			<b>6.284</b>		<b>6.284</b>
<b>GER:NGO</b>					
	<b>ROYAL UNIVERSITY OF BHUTAN</b>				
	GENERAL ADMINISTRATION AND DIRECTION SERVICES	Development of Royal University of Bhutan	8.090		8.090
			<b>8.090</b>		<b>8.090</b>
<b>GFATM</b>					
	<b>MINISTRY OF HEALTH</b>				
	MEDICAL SERVICES	Enhanced Malaria Control Project	18.123		18.123
		A renewed Strategy to Reduce Tuberculosis Burden in Bhutan	13.756		13.756
			<b>31.879</b>		<b>31.879</b>
<b>GOI</b>					
	<b>OFFICE OF LEGAL AFFAIRS</b>				
	GENERAL ADMINISTRATION AND DIRECTION SERVICES	Support to Constitutional Process	10.000		10.000
	<b>ROYAL UNIVERSITY OF BHUTAN</b>				
	ADULT AND HIGHER EDUCATION SERVICES	Expansion of Sherubtse College	17.048		17.048
		Infrastructure Development of Institute of Language	1.475		1.475
		Sherubtse College Lectures - Colombo Plan (8th Plan Spillover)	5.184		5.184
	COLLEGE SERVICES	Expansion of Sherubtse College	10.000		10.000
		Sherubtse College Lectures - Colombo Plan (8th Plan Spillover)	4.039		4.039
	<b>MINISTRY OF HOME AND CULTURAL AFFAIRS</b>				
	CULTURAL SERVICES	Construction of Adm. Building for National Library	3.000		3.000
		Construction of Office & Exhibition Hall	5.000		5.000
		Renovation of Simtokha Dzong	22.000		22.000

<b>STATEMENT OF EXTERNAL GRANTS RECEIVED DURING THE FISCAL YEAR 2005-2006: BY DONOR</b>					
				Nu in Millions	
				<b>AMOUNT</b>	
<b>DONOR</b>	<b>SPENDING AGENCY/ PROGRAM</b>	<b>PROJECT NAME</b>	<b>IN-CASH</b>	<b>IN-KIND</b>	<b>TOTAL</b>
	<b>MINISTRY OF FINANCE</b>				
	COMMON PUBLIC EXPENDITURES	Dungsum Cement Project	100.000		100.000
		Construction of TV Centre	18.900		18.900
		Hiring of INSAT 3 Years	7.032		7.032
		Purchase of SW Transmitter for BBS	23.500		23.500
		E-Post/E-Billing	5.000		5.000
		Telecom Cellular Phone Project		32.126	32.126
	<b>MINISTRY OF AGRICULTURE</b>				
	SURVEY AND LAND RECORD SERVICES	Geophysical Survey and Technology Transfer		12.904	12.904
	LIVESTOCK SERVICES	Strengthening of Livestock Development Initiative	185.613		185.613
	<b>MINISTRY OF TRADE AND INDUSTRY</b>				
	ENERGY SERVICES	Hydrometeorological Services for GOI	10.900		10.900
		Deothang - Rangia Transmission Line	65.144		65.144
		Integrated Energy Management Master Plan	35.271		35.271
	<b>MINISTRY OF WORKS AND HUMAN SETTLEMENT</b>				
	ROADS & BRIDGES SERVICES	Gyelposhing - Nganglam Road	95.000	280.000	375.000
		Gomphu-Pangbang Road	5.000		5.000
		Chuzom-Paro Double Laning		0.900	0.900
		Semtokhachhu Bridge		4.000	4.000
	NATIONAL HOUSING DEVELOPMENT CORPORATION	Low Income Housing	140.215		140.215
		Development of Haa Town	15.000		15.000
	<b>MINISTRY OF INFORMATION AND COMMUNICATIONS</b>				
	CIVIL AVIATION SERVICES	River Protection Works	5.000		5.000
		Runway Resurfacing/Extension of Paro Airport		69.700	69.700
	ROAD SAFETY AND TRANSPORT SERVICES	Preparation of Transport Master Plan	4.230		4.230
	INFORMATION AND TECHNOLOGY SERVICES	Establishment of Multipurpose Tele-Center	4.500		4.500
		East-West Fibre Optic Broadband	10.000		10.000

<b>STATEMENT OF EXTERNAL GRANTS RECEIVED DURING THE FISCAL YEAR 2005-2006: BY DONOR</b>					
					Nu in Millions
					<b>AMOUNT</b>
<b>DONOR</b>	<b>SPENDING AGENCY/ PROGRAM</b>	<b>PROJECT NAME</b>	<b>IN-CASH</b>	<b>IN-KIND</b>	<b>TOTAL</b>
	<b>MINISTRY OF HEALTH</b>				
	GENERAL ADMINISTRATION AND DIRECTION SERVICES	Mongar Hospital (8th Plan Spillover)	94.612		94.612
		Expansion of JDWNM Hospital (8th Plan Spillover)	90.931		90.931
		Malaria Control Programme (8th Plan Spillover)	9.142		9.142
		CT Scan/MRI Equipment for JDWNR Hospital	1.000		1.000
	MEDICAL SERVICES	CT Scan/MRI Equipment for JDWNR Hospital	99.000		99.000
	<b>MINISTRY OF EDUCATION</b>				
	ADULT AND HIGHER EDUCATION SERVICES	Scholarships (8th Plan Spillover)	30.528		30.528
	SCHOOL EDUCATION SERVICES	Construction of 10 new schools at new sites	146.440		146.440
	DEPARTMENT OF YOUTH, CULTURE AND SPORTS	Construction of Youth Centre	32.000		32.000
	<b>MINISTRY OF LABOUR AND HUMAN RESOURCES</b>				
	HUMAN RESOURCES SERVICES	HRD for Private Sector	5.890		5.890
		Programme Grant (9th Plan)	1,700.000		1,700.000
			<b>3,017.595</b>	<b>399.630</b>	<b>3,417.225</b>
<b>GTZ</b>	<b>MINISTRY OF AGRICULTURE</b>				
	GENERAL ADMINISTRATION AND DIRECTION SERVICES	BGSRDP Third Phase	2.113		2.113
	FORESTRY SERVICES	BGSRDP Third Phase		0.299	0.299
	COUNCIL FOR RNR RESEARCH OF BHUTAN SERVICES	BGSRDP Third Phase	1.085		1.085
	<b>MINISTRY OF LABOUR AND HUMAN RESOURCES</b>				
	HUMAN RESOURCES SERVICES	Advisory Services to NTTA	-0.024		-0.024
	BHUTAN VOCATIONAL QUALIFICATION AUTHORITY	Advisory Services to NTTA	2.987		2.987

<b>STATEMENT OF EXTERNAL GRANTS RECEIVED DURING THE FISCAL YEAR 2005-2006: BY DONOR</b>					
					Nu in Millions
					<b>AMOUNT</b>
<b>DONOR</b>	<b>SPENDING AGENCY/ PROGRAM</b>	<b>PROJECT NAME</b>	<b>IN-CASH</b>	<b>IN-KIND</b>	<b>TOTAL</b>
	<b>DZONGKHAG ADMINISTRATION, PUNAKHA</b>				
	AGRICULTURE SERVICES	BGSRDP Third Phase	4.460		4.460
	FORESTRY SERVICES	BGSRDP Third Phase	-0.022		-0.022
	<b>DZONGKHAG ADMINISTRATION, WANGDUE PHODRANG</b>				
	AGRICULTURE SERVICES	BGSRDP Third Phase	1.000		1.000
	LIVESTOCK SERVICES	BGSRDP Third Phase		0.620	0.620
	FORESTRY SERVICES	BGSRDP Third Phase		0.090	0.090
			<b>11.600</b>	<b>1.009</b>	<b>12.609</b>
<b>HAA-USA</b>					
	<b>MINISTRY OF HOME AND CULTURAL AFFAIRS</b>				
	CULTURAL SERVICES	Bhutan Exhibition (Honolulu Academy of Arts)	1.323		1.323
			<b>1.323</b>		<b>1.323</b>
<b>HCP</b>					
	<b>MINISTRY OF HEALTH</b>				
	MEDICAL SERVICES	Primary Eye Care II	2.168		2.168
			<b>2.168</b>		<b>2.168</b>
<b>HELVETAS</b>					
	<b>ROYAL UNIVERSITY OF BHUTAN</b>				
	ADULT AND HIGHER EDUCATION SERVICES	National Resources Training Institute Phase IV	2.000		2.000
	COLLEGE SERVICES	National Resources Training Institute Phase IV		11.976	11.976
	<b>MINISTRY OF FINANCE</b>				
	COMMON PUBLIC EXPENDITURES	Assistance to Tarayana Foundation	3.420		3.420
	<b>MINISTRY OF AGRICULTURE</b>				
	GENERAL ADMINISTRATION AND DIRECTION SERVICES	East Central Region Agriculture Development Project Phase I		14.958	14.958
	AGRICULTURE SERVICES	East Central Region Agriculture Development Project Phase I	6.000	0.159	6.159
	FORESTRY SERVICES	The Participatory Forest Management Project P-I	9.361	21.104	30.465

<b>STATEMENT OF EXTERNAL GRANTS RECEIVED DURING THE FISCAL YEAR 2005-2006: BY DONOR</b>					
					Nu in Millions
					<b>AMOUNT</b>
<b>DONOR</b>	<b>SPENDING AGENCY/ PROGRAM</b>	<b>PROJECT NAME</b>	<b>IN-CASH</b>	<b>IN-KIND</b>	<b>TOTAL</b>
	<b>DZONGKHAG ADMINISTRATION, SARPANG</b>				
	LIVESTOCK SERVICES	East Central Region Agriculture Development Project Phase I		0.100	0.100
	<b>DZONGKHAG ADMINISTRATION, ZHEMGANG</b>				
	AGRICULTURE SERVICES	East Central Region Agriculture Development Project Phase I	10.948		10.948
			<b>31.729</b>	<b>48.297</b>	<b>80.026</b>
<b>IDA</b>					
	<b>MINISTRY OF FINANCE</b>				
	BUDGET AND ACCOUNTS SERVICES	First Developtment Policy Grant	710.258		710.258
	<b>MINISTRY OF AGRICULTURE</b>				
	GENERAL ADMINISTRATION AND DIRECTION SERVICES	Preparation for Multi-Sectoral Mechanism & Incentives for Land Mngt. Project	0.776		0.776
	AGRICULTURE SERVICES	Preparation for Multi-Sectoral Mechanism & Incentives for Land Mngt. Project	1.836		1.836
			<b>712.870</b>		<b>712.870</b>
<b>IDF</b>					
	<b>MINISTRY OF FINANCE</b>				
	BUDGET AND ACCOUNTS SERVICES	Institutional Development & Capacity Building for FM of RGoB	0.754		0.754
			<b>0.754</b>		<b>0.754</b>
<b>IDRC-CA</b>					
	<b>MINISTRY OF AGRICULTURE</b>				
	COUNCIL FOR RNR RESEARCH OF BHUTAN SERVICES	IDRC,Canadian Contribution to CBNRW Workshop	0.027		0.027
		CBNRM National Framework	3.012		3.012
	<b>MINISTRY OF INFORMATION AND COMMUNICATIONS</b>				
	INFORMATION AND TECHNOLOGY SERVICES	Localization of Dzongkha On An Open Source Platform			
		Rural Access Connectivity	6.198		6.198
			<b>9.236</b>		<b>9.236</b>
<b>JAPAN</b>					
	<b>CENTRE FOR BHUTAN STUDIES</b>				
	GENERAL ADMINISTRATION AND DIRECTION SERVICES	GNH & subjective Well Being in Bhutan	0.596		0.596
	<b>MINISTRY OF HOME AND CULTURAL AFFAIRS</b>				
	ROYAL BHUTAN POLICE SERVICES	Supply of Recycled Fire Engines	1.302		1.302

<b>STATEMENT OF EXTERNAL GRANTS RECEIVED DURING THE FISCAL YEAR 2005-2006: BY DONOR</b>					
					Nu in Millions
					<b>AMOUNT</b>
<b>DONOR</b>	<b>SPENDING AGENCY/ PROGRAM</b>	<b>PROJECT NAME</b>	<b>IN-CASH</b>	<b>IN-KIND</b>	<b>TOTAL</b>
	<b>MINISTRY OF EDUCATION</b>				
	EDUCATION SERVICES	Construction of Education facilities		88.110	
	<b>MINISTRY OF AGRICULTURE</b>				
	AGRICULTURE SERVICES	Improvement of Machinery & Equipments for Const. of Rural Agri. Road		123.738	123.738
	<b>MINISTRY OF WORKS AND HUMAN SETTLEMENT</b>				
	ROADS & BRIDGES SERVICES	Reconstruction of Highway Bridges Phase II		262.537	262.537
	<b>MINISTRY OF INFORMATION AND COMMUNICATIONS</b>				
	CIVIL AVIATION SERVICES	Rescue & Fire Fighting Services at Paro Airport	3.869		3.869
			<b>5.767</b>	<b>474.385</b>	<b>392.041</b>
<b>JFAC</b>					
	<b>MINISTRY OF AGRICULTURE</b>				
	COUNCIL FOR RNR RESEARCH OF BHUTAN SERVICES	Agriculture Research & Extension Support Project at Lhuntse and Mongar		5.193	5.193
				<b>5.193</b>	<b>5.193</b>
<b>JICA</b>					
	<b>MINISTRY OF TRADE AND INDUSTRY</b>				
	ENERGY SERVICES	Integrated Master Plan for Dzongkhagwise Electrification by Renewable Energy		5.000	5.000
				<b>5.000</b>	<b>5.000</b>
<b>MacA-USA</b>					
	<b>MINISTRY OF AGRICULTURE</b>				
	AGRICULTURE SERVICES	Ugyen Wangchuck Institute of Environment & Forestry Studies	16.361		16.361
	FORESTRY SERVICES	Ugyen Wangchuck Institute of Environment & Forestry Studies	16.631		16.631
			<b>32.993</b>		<b>32.993</b>
<b>Ms:US</b>					
	<b>MINISTRY OF INFORMATION AND COMMUNICATIONS</b>				
	INFORMATION AND TECHNOLOGY SERVICES	Establish 60 Community E-Centers throughout Bhutan	10.990		10.990
			<b>10.990</b>		<b>10.990</b>
<b>NET O</b>					
	<b>MINISTRY OF AGRICULTURE</b>				
	AGRICULTURE SERVICES	Collaboration between the NBC, Bhutan & the CGN, the Netherlands	2.231		2.231

<b>STATEMENT OF EXTERNAL GRANTS RECEIVED DURING THE FISCAL YEAR 2005-2006: BY DONOR</b>					
					Nu in Millions
					<b>AMOUNT</b>
<b>DONOR</b>	<b>SPENDING AGENCY/ PROGRAM</b>	<b>PROJECT NAME</b>	<b>IN-CASH</b>	<b>IN-KIND</b>	<b>TOTAL</b>
	LIVESTOCK SERVICES	Peri Urban Dairy Farming Project	1.486		1.486
	<b>MINISTRY OF TRADE AND INDUSTRY</b>				
	TOURISM SERVICES	Sustainable Tourism Legislation in SDA Countries	4.736		4.736
			<b>8.454</b>		<b>8.454</b>
<b>NET PSF</b>					
	<b>MINISTRY OF FINANCE</b>				
	AID & DEBT MANAGEMENT SERVICES	Type Three Projects	10.743		10.743
			<b>10.743</b>		<b>10.743</b>
<b>NET SDA</b>					
	<b>ROYAL CIVIL SERVICE COMMISSION</b>				
	GENERAL ADMINISTRATION AND DIRECTION SERVICES	Sustainable Human Resource Development	32.751		32.751
	<b>MINISTRY OF FINANCE</b>				
	AID & DEBT MANAGEMENT SERVICES	Sustainable Development Fund	-0.099		-0.099
		Operational Budget (AKV) of SDS	2.285		2.285
		Sustainable Development Fund Phase II	9.499		9.499
	PLANNING COMMISSION SECRETARIAT	National M & Evaluation System	2.367		2.367
	<b>MINISTRY OF AGRICULTURE</b>				
	FORESTRY SERVICES	Bio-Diversity Conservation Phase II	34.745		34.745
	<b>MINISTRY OF TRADE AND INDUSTRY</b>				
	GEOLOGY AND MINES SERVICES	Capacity for Slope Stability & Environment	7.100		7.100
	ENERGY SERVICES	Sustainable Rural Electrification, Phase II	-1.557		-1.557
		Sustainable Rural Electrification - II	116.000		116.000
	<b>MINISTRY OF WORKS AND HUMAN SETTLEMENT</b>				
	ROADS & BRIDGES SERVICES	EFRC Support Programme	2.000		2.000
	<b>MINISTRY OF LABOUR AND HUMAN RESOURCES</b>				
	EMPLOYMENT & LABOUR SERVICES	Institutional Capacity Building of DEL	5.918		5.918
	HUMAN RESOURCES SERVICES	Institutional Capacity Building of DEL	2.940		2.940
			<b>213.948</b>		<b>213.948</b>
<b>NORAD</b>					
	<b>MINISTRY OF TRADE AND INDUSTRY</b>				
	ENERGY SERVICES	Inst.Strg. of Energy Sector Phase -II	12.448	21.513	33.961
			<b>12.448</b>	<b>21.513</b>	<b>33.961</b>
<b>NORWAY</b>					
	<b>MINISTRY OF AGRICULTURE</b>				
	AGRICULTURE SERVICES	On farm PGR conservation in Bhutan (BUCAP)	1.074		1.074



<b>STATEMENT OF EXTERNAL GRANTS RECEIVED DURING THE FISCAL YEAR 2005-2006: BY DONOR</b>					
				Nu in Millions	
			<b>AMOUNT</b>		
<b>DONOR</b>	<b>SPENDING AGENCY/ PROGRAM</b>	<b>PROJECT NAME</b>	<b>IN-CASH</b>	<b>IN-KIND</b>	<b>TOTAL</b>
	FORESTRY SERVICES	On farm PGR conservation in Bhutan (BUCAP)	0.772		0.772
			<b>1.845</b>		<b>1.845</b>
<b>SAARC</b>					
	<b>JUDICIARY</b>				
	GENERAL ADMINISTRATION AND DIRECTION SERVICES	RNR-ICS	-0.001		-0.001
	<b>MINISTRY OF AGRICULTURE</b>				
	COUNCIL FOR RNR RESEARCH OF BHUTAN SERVICES	RNR-ICS	0.050		0.050
			<b>0.049</b>		<b>0.049</b>
<b>SCF/USA</b>					
	<b>MINISTRY OF HOME AND CULTURAL AFFAIRS</b>				
	ROYAL BHUTAN POLICE SERVICES	Strength. Capacity and Services of the Youth Dev. & Rehabilitation Centre	0.540		0.540
	<b>MINISTRY OF FINANCE</b>				
	AID & DEBT MANAGEMENT SERVICES	Support to Capacity Building of DADM 2005	0.204		0.204
	<b>MINISTRY OF EDUCATION</b>				
	SCHOOL EDUCATION SERVICES	School Based Edu. & Awareness Program on Adolescent in Youth Issues (SPEA)	0.326		0.326
		Inter-Dzongkhag School Sports	0.720		0.720
		Annual Education Conference 2005	0.882		0.882
		Promotion of Life Skill Based Edu. through School Based Scouting/Activities	2.281		2.281
		Enhance Multigrade Teaching Abilities of Teachers in Remote Schools	1.560		1.560
		School-Based Edu. & Awareness Prog. on Adolescent & Youth Issues (SPEA)	2.113		2.113
		Construction of 8 Community Schools	7.490		7.490
	DEPARTMENT OF YOUTH, CULTURE AND SPORTS	Scout and Cultural Division	1.111		1.111
		Expansion & Strengthening of YIC & Services	0.368		0.368
		Multi-Discipline Sports Camp for Urban Youth	0.400		0.400
		Promotion of Life Skill Based Education for the Youths of Urban areas	0.500		0.500
		Support to the Career Education & Counselling Program	2.740		2.740
		Promotion of Life Skill Based Edu. through School Based Scouting	0.620		0.620
		Support to Youth Information Center, Phuntsholing	0.100		0.100
		Support to Youth Information Center, Thimphu	0.100		0.100
		School-Based Edu. & Awareness Prog. on Adolescent & Youth Issues	0.750		0.750
	<b>DZONGKHAG ADMINISTRATION, ZHEMGANG</b>				
	GENERAL ADMINISTRATION AND DIRECTION SERVICES	Prevention of Alcohol Abuse Program	0.460		0.460
		Promotion of Life Skills Education through Scouts	0.312		0.312
	EDUCATION SERVICES	Support to Primary Edu.n & Adolescent Dev. & Health Program, Zhemgang	3.500		3.500
			<b>27.076</b>		<b>27.076</b>

<b>STATEMENT OF EXTERNAL GRANTS RECEIVED DURING THE FISCAL YEAR 2005-2006: BY DONOR</b>					
					Nu in Millions
					<b>AMOUNT</b>
<b>DONOR</b>	<b>SPENDING AGENCY/ PROGRAM</b>	<b>PROJECT NAME</b>	<b>IN-CASH</b>	<b>IN-KIND</b>	<b>TOTAL</b>
<b>SDC</b>					
	<b>ROYAL UNIVERSITY OF BHUTAN</b>				
	ADULT AND HIGHER EDUCATION SERVICES	Education through Sports	1.293		1.293
	COLLEGE SERVICES	The expansion of NIE, Paro/Samtse, Phase I		34.454	34.454
		Support to Teacher Education Programme		1.448	1.448
	<b>MINISTRY OF FINANCE</b>				
	GENERAL ADMINISTRATION AND DIRECTION SERVICES	HRD Support to National Finance Service, MoF	14.288	0.554	14.842
	<b>MINISTRY OF AGRICULTURE</b>				
	AGRICULTURE SERVICES	Rural Development Training Center (Zhemgang)		13.781	13.781
	COUNCIL FOR RNR RESEARCH OF BHUTAN SERVICES	RNR-Research Systems - Phase III	23.592	1.065	24.657
	<b>MINISTRY OF WORKS AND HUMAN SETTLEMENT</b>				
	ROADS & BRIDGES SERVICES	Suspension Bridge Programme Phave V	7.836	4.171	12.007
	URBAN DEVELOPMENT AND ENGINEERING SERVICES	Suspension Bridge Programme Phave V	6.129		6.129
	<b>MINISTRY OF EDUCATION</b>				
	SCHOOL EDUCATION SERVICES	Support to Teacher Education Programme	16.040	11.021	27.061
	DEPARTMENT OF YOUTH, CULTURE AND SPORTS	Sports for All	0.746		0.746
			<b>69.923</b>	<b>66.494</b>	<b>136.417</b>
<b>SNV</b>					
	<b>MINISTRY OF HOME AND CULTURAL AFFAIRS</b>				
	GENERAL ADMINISTRATION AND DIRECTION SERVICES	Decentralization Support Program, MoHA	1.848		1.848
			<b>1.848</b>		<b>1.848</b>
<b>UFS</b>					
	<b>MINISTRY OF FINANCE</b>				
	BUDGET AND ACCOUNTS SERVICES	Unidentified Financing Sources (External)	5.423		5.423
	<b>MINISTRY OF HEALTH</b>				
	PUBLIC HEALTH SERVICES	Unidentified Financing Sources (External)	0.188		0.188
	<b>MINISTRY OF EDUCATION</b>				
	DEPARTMENT OF YOUTH, CULTURE AND SPORTS	Unidentified Financing Sources (External)	0.537		0.537
			<b>6.148</b>		<b>6.148</b>
<b>UK-DARWI</b>					
	<b>MINISTRY OF AGRICULTURE</b>				
	AGRICULTURE SERVICES	Institutional Capacity Building of the Royal Botanical Garden	0.196		0.196
	COUNCIL FOR RNR RESEARCH OF BHUTAN SERVICES	Going for Gold-Cordyceps Conservation in Bhutan	1.051	0.004	1.055
			<b>1.247</b>	<b>0.004</b>	<b>1.251</b>

<b>STATEMENT OF EXTERNAL GRANTS RECEIVED DURING THE FISCAL YEAR 2005-2006: BY DONOR</b>					
			Nu in Millions		
			<b>AMOUNT</b>		
<b>DONOR</b>	<b>SPENDING AGENCY/ PROGRAM</b>	<b>PROJECT NAME</b>	<b>IN-CASH</b>	<b>IN-KIND</b>	<b>TOTAL</b>
<b>UNCTAD</b>					
	<b>MINISTRY OF TRADE AND INDUSTRY</b>				
	ENERGY SERVICES	Sengor Community Micro Hydro for Sustainable Livelihood	5.808		5.808
<b>UNDP</b>					
	<b>NATIONAL ENVIRONMENT COMMISSION</b>				
	GENERAL ADMINISTRATION AND DIRECTION SERVICES	Programme of Action for Adaptation to Climate Change	2.000		2.000
		Self Asset. & Action Plan Dev. for National Capacity Building for GEF	0.150		0.150
	<b>MINISTRY OF HOME AND CULTURAL AFFAIRS</b>				
	GENERAL ADMINISTRATION AND DIRECTION SERVICES	Preparatory Assistance for Disaster Management	1.426		1.426
	DEPARTMENT OF LOCAL GOVERNANCE	Preparatory Assistance for Disaster Management	-0.135		-0.135
	<b>MINISTRY OF FINANCE</b>				
	COMMON PUBLIC EXPENDITURES	Small Grants Programme	1.110		1.110
	<b>MINISTRY OF FOREIGN AFFAIRS</b>				
	GENERAL ADMINISTRATION AND DIRECTION SERVICES	Institutional Support and Capacity Building in Ministry of Foreign Affairs	2.462		2.462
	<b>MINISTRY OF AGRICULTURE</b>				
	FORESTRY SERVICES	Promoting Ecotourism and Nature Education in the Royal Botanical Park	1.500		1.500
	<b>MINISTRY OF TRADE AND INDUSTRY</b>				
	ENERGY SERVICES	National Renewable Energy Policy & Prog. for Sustainable Development	1.173		1.173
	TOURISM SERVICES	Small Grants Programme	0.562		0.562
	<b>DZONGKHAG ADMINISTRATION, CHHUKHA</b>				
	GENERAL ADMINISTRATION AND DIRECTION SERVICES	Small Grants Programme	0.187		0.187
	<b>DZONGKHAG ADMINISTRATION, TSIRANG</b>				
	GENERAL ADMINISTRATION AND DIRECTION SERVICES	Small Grants Programme	0.734		0.734
	<b>DZONGKHAG ADMINISTRATION, DAGANA</b>				
	GENERAL ADMINISTRATION AND DIRECTION SERVICES	Small Grants Programme	0.514		0.514
	<b>DZONGKHAG ADMINISTRATION, PUNAKHA</b>				
	FORESTRY SERVICES	Small Grants Programme	0.199		0.199
	<b>DZONGKHAG ADMINISTRATION, TRONGSA</b>				
	GENERAL ADMINISTRATION AND DIRECTION SERVICES	Small Grants Programme	0.188		0.188
	<b>DZONGKHAG ADMINISTRATION, MONGAR</b>				
	GENERAL ADMINISTRATION AND DIRECTION SERVICES	Small Grants Programme	0.899		0.899
	<b>DZONGKHAG ADMINISTRATION, TRASHIGANG</b>				
	GENERAL ADMINISTRATION AND DIRECTION SERVICES	Small Grants Programme	2.935		2.935
	<b>DZONGKHAG ADMINISTRATION, THIMPHU</b>				

<b>STATEMENT OF EXTERNAL GRANTS RECEIVED DURING THE FISCAL YEAR 2005-2006: BY DONOR</b>					
					Nu in Millions
					<b>AMOUNT</b>
<b>DONOR</b>	<b>SPENDING AGENCY/ PROGRAM</b>	<b>PROJECT NAME</b>	<b>IN-CASH</b>	<b>IN-KIND</b>	<b>TOTAL</b>
	GENERAL ADMINISTRATION AND DIRECTION SERVICES	Small Grants Programme	0.097		0.097
			<b>16.002</b>		<b>16.002</b>
<b>UNDP IPF</b>					
	<b>NATIONAL ENVIRONMENT COMMISSION</b>				
	GENERAL ADMINISTRATION AND DIRECTION SERVICES	Support to Implementation of Micro-Environment Action Plans	1.317		1.317
	<b>CENTRE FOR BHUTAN STUDIES</b>				
	GENERAL ADMINISTRATION AND DIRECTION SERVICES	National Development Policy Support	1.625		1.625
	<b>MINISTRY OF HOME AND CULTURAL AFFAIRS</b>				
	GENERAL ADMINISTRATION AND DIRECTION SERVICES	Decentralisation Support Program	2.402		2.402
		Decentralization Support Program under Geogs	5.948		5.948
	DEPARTMENT OF LOCAL GOVERNANCE	Decentralisation Support Program	0.215		0.215
		Decentralization Support Program under Geogs	16.973		16.973
	<b>MINISTRY OF FINANCE</b>				
	GENERAL ADMINISTRATION AND DIRECTION SERVICES	National Development Policy Support	1.834		1.834
	<b>MINISTRY OF AGRICULTURE</b>				
	GENERAL ADMINISTRATION AND DIRECTION SERVICES	Rural Enterprise Development (RED), MoA	2.251		2.251
	AGRICULTURE SERVICES	Rural Enterprise Development (RED), MoA	16.772		16.772
	<b>MINISTRY OF TRADE AND INDUSTRY</b>				
	GENERAL ADMINISTRATION AND DIRECTION SERVICES	Rural Enterprise Development(RED), MTI	10.907		10.907
			<b>60.244</b>		<b>60.244</b>
<b>UNDP O</b>					
	<b>ROYAL AUDIT AUTHORITY</b>				
	GENERAL ADMINISTRATION AND DIRECTION SERVICES	Performance Auditing Project	3.067		3.067
	<b>NATIONAL ENVIRONMENT COMMISSION</b>				
	GENERAL ADMINISTRATION AND DIRECTION SERVICES	RMP TA in the Refrigeration Servicing Sector	1.984		1.984
		Enhancing Global Environment Management in Local Governance System	1.110		1.110
	<b>CENTRE FOR BHUTAN STUDIES</b>				
	GENERAL ADMINISTRATION AND DIRECTION SERVICES	Operationalisation of Gross National Happiness (GNH)	2.363		2.363
	<b>NATIONAL STATISTICAL BUREAU</b>				
	GENERAL ADMINISTRATION AND DIRECTION SERVICES	Support to MDG Initiatives	0.275		0.275
		Monitoring and Evaluation	0.229		0.229
	<b>OFFICE OF THE ANTI-CORRUPTION COMMISSION</b>				
	GENERAL ADMINISTRATION AND DIRECTION SERVICES	Instit. and Human Capacity Building of the Anti-Corruption Commission	0.891		0.891
	<b>MINISTRY OF FINANCE</b>				
	COMMON PUBLIC EXPENDITURES	Legal Framework for National Pension & Provident Fund	2.648		2.648

<b>STATEMENT OF EXTERNAL GRANTS RECEIVED DURING THE FISCAL YEAR 2005-2006: BY DONOR</b>					
					Nu in Millions
					<b>AMOUNT</b>
<b>DONOR</b>	<b>SPENDING AGENCY/ PROGRAM</b>	<b>PROJECT NAME</b>	<b>IN-CASH</b>	<b>IN-KIND</b>	<b>TOTAL</b>
	PLANNING COMMISSION SECRETARIAT	Support to Preparation of Tenth Plan	7.623		7.623
	<b>MINISTRY OF TRADE AND INDUSTRY</b>				
	GENERAL ADMINISTRATION AND DIRECTION SERVICES	E-Business for Rural Women	1.753		1.753
	<b>MINISTRY OF WORKS AND HUMAN SETTLEMENT</b>				
	GENERAL ADMINISTRATION AND DIRECTION SERVICES	Preparatory Asst. for Thimphu Valley Earthquake Risk Mngt. Proj.	0.606		0.606
	<b>MINISTRY OF INFORMATION AND COMMUNICATIONS</b>				
	INFORMATION AND TECHNOLOGY SERVICES	Pilot Public Access to Information & Services	0.177		0.177
		ICT for Good Governance	2.727		2.727
	<b>MINISTRY OF HEALTH</b>				
	GENERAL ADMINISTRATION AND DIRECTION SERVICES	Moving Forward in Gender	1.590		1.590
			<b>27.043</b>		<b>27.043</b>
<b>UNEP</b>					
	<b>NATIONAL ENVIRONMENT COMMISSION</b>				
	GENERAL ADMINISTRATION AND DIRECTION SERVICES	National Biosafety Framework Project	3.295		3.295
		Institutional Strengthening (IS)	1.648		1.648
		Awareness Refrigeration Customs Training	1.351		1.351
		Implementation of Micro Environment Action Plan Project	2.929		2.929
		National Sustainable Development Strategy	1.834		1.834
		Bhutan Environment Outlook Project	1.082		1.082
		TA for National Profile Dev. & Priority Setting for the Stockholm ConT.	0.548		0.548
	<b>MINISTRY OF FINANCE</b>				
	BUDGET AND ACCOUNTS SERVICES	Bhutan Environment Outlook Project	0.269		0.269
			<b>12.955</b>		<b>12.955</b>
<b>UNESCO</b>					
	<b>COUNCIL FOR RELIGIOUS AFFAIRS</b>				
	GENERAL ADMINISTRATION AND DIRECTION SERVICES	Renovation of Dechenphodrang Monastery	2.028		2.028
	<b>MINISTRY OF FINANCE</b>				
	COMMON PUBLIC EXPENDITURES	Estbmnt. of the Community Multimedia Centres	1.245		1.245
	<b>MINISTRY OF EDUCATION</b>				
	SCHOOL EDUCATION SERVICES	Community Learning Center	0.344		0.344
		Research in Literacy, NFE Policies & Practices	0.591		0.591
			<b>4.208</b>		<b>4.208</b>
<b>UNFPA</b>					
	<b>ROYAL UNIVERSITY OF BHUTAN</b>				
	ADULT AND HIGHER EDUCATION SERVICES	Support to Sherubtse College	1.776		1.776

<b>STATEMENT OF EXTERNAL GRANTS RECEIVED DURING THE FISCAL YEAR 2005-2006: BY DONOR</b>					
					Nu in Millions
					<b>AMOUNT</b>
<b>DONOR</b>	<b>SPENDING AGENCY/ PROGRAM</b>	<b>PROJECT NAME</b>	<b>IN-CASH</b>	<b>IN-KIND</b>	<b>TOTAL</b>
	COLLEGE SERVICES	Support to Sherubtse College	1.491		1.491
	<b>MINISTRY OF HOME AND CULTURAL AFFAIRS</b>				
	REGISTRATION AND CENSUS SERVICES	Support to Population Development	5.862		5.862
	<b>MINISTRY OF HEALTH</b>				
	GENERAL ADMINISTRATION AND DIRECTION SERVICES	Support to IECH (RHS)	0.680		0.680
		Advocacy for PDS	0.825		0.825
		Support to Women Empowerment	3.500		3.500
	PUBLIC HEALTH SERVICES	Support to Reproductive Health	7.371	7.041	14.412
		Advocacy for PDS	1.482		1.482
	<b>MINISTRY OF EDUCATION</b>				
	DEPARTMENT OF YOUTH, CULTURE AND SPORTS	Support to YGCD	4.462		4.462
			<b>27.449</b>	<b>7.041</b>	<b>34.490</b>
<b>UNFPWO</b>					
	<b>MINISTRY OF HEALTH</b>				
	GENERAL ADMINISTRATION AND DIRECTION SERVICES	Moving Forward in Gender	2.991		2.991
			<b>2.991</b>		<b>2.991</b>
<b>UNICEF</b>					
	<b>COUNCIL FOR RELIGIOUS AFFAIRS</b>				
	GENERAL ADMINISTRATION AND DIRECTION SERVICES	Partnership with Religion	4.559	0.826	5.385
	<b>NATIONAL STATISTICAL BUREAU</b>				
	GENERAL ADMINISTRATION AND DIRECTION SERVICES	Monitoring and Evaluation	1.611		1.611
	<b>MINISTRY OF HEALTH</b>				
	GENERAL ADMINISTRATION AND DIRECTION SERVICES	School-based Water, Sanitation & Hygiene Prog.	0.854		0.854
		Maternal and Child Health	2.374		2.374
		Nutrition	0.338		0.338
		National Commission for Women and Children	2.733		2.733
	PUBLIC HEALTH SERVICES	School-based Water, Sanitation & Hygiene Prog.	0.407	10.066	10.473
		Maternal and Child Health	1.953	6.376	8.329
		Nutrition	-0.228	0.430	0.202
		National Commission for Women and Children	-0.005		-0.005
	MEDICAL SERVICES	School-based Water, Sanitation & Hygiene Prog.	0.367		0.367
		Maternal and Child Health	16.171		16.171
		Nutrition	2.237		2.237
	<b>MINISTRY OF EDUCATION</b>				
	GENERAL ADMINISTRATION AND DIRECTION SERVICES	School-based Water, Sanitation & Hygiene Prog.	2.008		2.008

<b>STATEMENT OF EXTERNAL GRANTS RECEIVED DURING THE FISCAL YEAR 2005-2006: BY DONOR</b>					
					Nu in Millions
					<b>AMOUNT</b>
<b>DONOR</b>	<b>SPENDING AGENCY/ PROGRAM</b>	<b>PROJECT NAME</b>	<b>IN-CASH</b>	<b>IN-KIND</b>	<b>TOTAL</b>
		Basic Education Quality Improvement	0.342		0.342
		Expanded Education Opportunities	-0.227		-0.227
	ADULT AND HIGHER EDUCATION SERVICES	Expanded Education Opportunities		0.503	0.503
	SCHOOL EDUCATION SERVICES	School-based Water, Sanitation & Hygiene Prog.	-0.321		-0.321
		Early Child Care and Development	-0.054		-0.054
		Basic Education Quality Improvement	6.325	0.030	6.355
		Expanded Education Opportunities	1.140		1.140
			<b>42.585</b>	<b>18.230</b>	<b>60.815</b>
<b>W/BANK</b>					
	<b>MINISTRY OF FINANCE</b>				
	GENERAL ADMINISTRATION AND DIRECTION SERVICES	Strength. of Public Expenditure Management & Promoting Transparency	1.534		1.534
	COMMON PUBLIC EXPENDITURES	Strengthening Institutional Capacity of Bhutan Pension System	0.858		0.858
		South Asia Enterprise Development Facility	0.692		0.692
	<b>MINISTRY OF WORKS AND HUMAN SETTLEMENT</b>				
	GENERAL ADMINISTRATION AND DIRECTION SERVICES	National Urbanization Strategy & Thimphu City Development	2.457		2.457
	<b>MINISTRY OF HEALTH</b>				
	PUBLIC HEALTH SERVICES	HIV/Aids and STI Prevention Control Project	48.073		48.073
	MEDICAL SERVICES	HIV/Aids and STI Prevention Control Project	6.414		6.414
	<b>MINISTRY OF EDUCATION</b>				
	GENERAL ADMINISTRATION AND DIRECTION SERVICES	Preparation of the Bhutan Education Program	0.013		0.013
			<b>60.040</b>		<b>60.040</b>
<b>WDF</b>					
	<b>MINISTRY OF HEALTH</b>				
	MEDICAL SERVICES	World Diabetes Foundation	2.830		2.830
			<b>2.830</b>		<b>2.830</b>
<b>WFP</b>					
	<b>MINISTRY OF FINANCE</b>				
	COMMON PUBLIC EXPENDITURES	Improvement of Rural Children's Access to School	4.814		4.814
		Improvement of Road Workers Access to Education & Health	1.569		1.569
	<b>MINISTRY OF AGRICULTURE</b>				
	GENERAL ADMINISTRATION AND DIRECTION SERVICES	Improvement of Rural Household's Access to S. & Agriculture	0.008		0.008
	<b>MINISTRY OF EDUCATION</b>				
	GENERAL ADMINISTRATION AND DIRECTION SERVICES	Improvement of Rural Children's Access to School	1.893		1.893
	SCHOOL EDUCATION SERVICES	Improvement of Rural Children's Access to School	2.319		2.319
	<b>DZONGKHAG ADMINISTRATION ,CHHUKHA</b>				

<b>STATEMENT OF EXTERNAL GRANTS RECEIVED DURING THE FISCAL YEAR 2005-2006: BY DONOR</b>					
					Nu in Millions
					<b>AMOUNT</b>
<b>DONOR</b>	<b>SPENDING AGENCY/ PROGRAM</b>	<b>PROJECT NAME</b>	<b>IN-CASH</b>	<b>IN-KIND</b>	<b>TOTAL</b>
	EDUCATION SERVICES	Improvement of Rural Children's Access to School	1.249		1.249
	<b>DZONGKHAG ADMINISTRATION, HAA</b>				
	EDUCATION SERVICES	Improvement of Rural Children's Access to School	1.256		1.256
	<b>DZONGKHAG ADMINISTRATION, SAMTSE</b>				
	EDUCATION SERVICES	Improvement of Rural Children's Access to School	0.564		0.564
	<b>DZONGKHAG ADMINISTRATION, WANGDUE PHODRANG</b>				
	EDUCATION SERVICES	Improvement of Rural Children's Access to School	0.827		0.827
	<b>DZONGKHAG ADMINISTRATION, ZHEMGANG</b>				
	EDUCATION SERVICES	Improvement of Rural Children's Access to School	1.715		1.715
	<b>DZONGKHAG ADMINISTRATION, TRONGSA</b>				
	EDUCATION SERVICES	Improvement of Rural Children's Access to School	2.256		2.256
	<b>DZONGKHAG ADMINISTRATION, LHUENTSE</b>				
	EDUCATION SERVICES	Improvement of Rural Children's Access to School	0.360		0.360
	<b>DZONGKHAG ADMINISTRATION, MONGAR</b>				
	EDUCATION SERVICES	Improvement of Rural Children's Access to School	1.010		1.010
	ROADS & BRIDGES SERVICES	Improvement of Rural Household's Access to S. & Agriculture	0.431		0.431
	<b>DZONGKHAG ADMINISTRATION, PEMAGATSHEL</b>				
	EDUCATION SERVICES	Improvement of Rural Children's Access to School	1.134		1.134
	<b>DZONGKHAG ADMINISTRATION, SAMDRUP JONGKHAR</b>				
	EDUCATION SERVICES	Improvement of Rural Children's Access to School	0.964		0.964
	<b>DZONGKHAG ADMINISTRATION, TRASHIGANG</b>				
	EDUCATION SERVICES	Improvement of Rural Children's Access to School	1.079		1.079
	<b>DZONGKHAG ADMINISTRATION, THIMPHU</b>				
	EDUCATION SERVICES	Improvement of Rural Children's Access to School	0.488		0.488
	<b>DZONGKHAG ADMINISTRATION, GASA</b>				
	EDUCATION SERVICES	Improvement of Rural Children's Access to School	1.508		1.508
			<b>25.444</b>		<b>25.444</b>
<b>WHO</b>					
	<b>MINISTRY OF HEALTH</b>				
	GENERAL ADMINISTRATION AND DIRECTION SERVICES	Communicable Disease Pre., Eradictio & Control	0.368		0.368
		Tobacco	0.027		0.027
		Health Promotion	0.260		0.260
		Mental Health & Substance Abuse	0.275		0.275
		Nutrition	0.628		0.628
		Health and Environment	0.051		0.051



<b>STATEMENT OF EXTERNAL GRANTS RECEIVED DURING THE FISCAL YEAR 2005-2006: BY DONOR</b>					
					Nu in Millions
					<b>AMOUNT</b>
<b>DONOR</b>	<b>SPENDING AGENCY/ PROGRAM</b>	<b>PROJECT NAME</b>	<b>IN-CASH</b>	<b>IN-KIND</b>	<b>TOTAL</b>
		Esstial.Medicine:Access,Quality &Rational Use	0.046	0.450	0.496
		Organisation of Health Services	0.762		0.762
		Immunization and Vaccine Development(BHU/IVD/001)	0.062		0.062
	<b>PUBLIC HEALTH SERVICES</b>	Communicable Disease Pre.,Eradictio &Control	1.996		1.996
		Tuberculosis	0.245		0.245
		S.P.M. of non-communicable disease	0.692		0.692
		Health Promotion	1.618		1.618
		Disability/Injury prevention &.Rehabilitation	0.090		0.090
		Mental Health & Substance Abuse	0.135		0.135
		HIV/AIDS	1.598		1.598
		Health and Environment	0.495		0.495
		Esstial.Medicine:Access,Quality &Rational Use	0.476		0.476
		Organisation of Health Services	1.409		1.409
		Relief Measure for Monsoon Damage of Rural Water Scheme	0.825		0.825
		Immunization and Vaccine Development(BHU/IVD/001)	0.094		0.094
		Health System Policies and Service Delivery (BHU/HSP/001)	0.046		0.046
	<b>MEDICAL SERVICES</b>	Research Policy and Strategy Coordination	0.061		0.061
		Communicable Disease Pre.,Eradictio &Control	0.413		0.413
		Malaria	0.289		0.289
		Mental Health & Substance Abuse	0.084		0.084
		Esstial.Medicine:Access,Quality &Rational Use	0.772		0.772
		Organisation of Health Services	2.200		2.200
		Human Resources Development	3.072		3.072
		Emergency Prepardness and Response	0.540		0.540
		Relief Measure for Monsoon Damage of Rural Water Scheme	0.930		0.930
		Health System Policies and Service Delivery (BHU/HSP/001)	0.138		0.138
	<b>MINISTRY OF EDUCATION</b>				
	<b>ADULT AND HIGHER EDUCATION SERVICES</b>	Human Resources Development	0.499		0.499
			<b>21.193</b>	<b>0.450</b>	<b>21.643</b>
<b>WWF</b>					
	<b>ROYAL UNIVERSITY OF BHUTAN</b>				
	<b>ADULT AND HIGHER EDUCATION SERVICES</b>	Buld Electric Cooker as an Alternative Energy	0.422		0.422
	<b>MINISTRY OF AGRICULTURE</b>				
	<b>FORESTRY SERVICES</b>	Dev. of Sakten Wildlife Sanctuary & Bio Corridor	11.720	1.587	13.307
		LINKPA Project	9.445		9.445

<b>STATEMENT OF EXTERNAL GRANTS RECEIVED DURING THE FISCAL YEAR 2005-2006: BY DONOR</b>					
			Nu in Millions		
			<b>AMOUNT</b>		
<b>DONOR</b>	<b>SPENDING AGENCY/ PROGRAM</b>	<b>PROJECT NAME</b>	<b>IN-CASH</b>	<b>IN-KIND</b>	<b>TOTAL</b>
		Tiger Conservation Program/Compensation	0.879		0.879
		Wild Elephant Conservation	0.201		0.201
		Strengthening the protected Area System and the Corridors in Bhutan	7.383		7.383
	<b>MINISTRY OF TRADE AND INDUSTRY</b>				
	TOURISM SERVICES	Professional Eco-Tourism Guides	0.900		0.900
	<b>DZONGKHAG ADMINISTRATION, ZHEMGANG</b>				
	FORESTRY SERVICES	Support for Pilot Watershed Management Project at Kingarabten	0.630		0.630
			<b>31.579</b>	<b>1.587</b>	<b>33.166</b>
<b>WWLF</b>					
	<b>MINISTRY OF AGRICULTURE</b>				
	FORESTRY SERVICES	Sustainable Management & Dev. of Non-wood Forest Products in Bhutan	0.282		0.282
			<b>0.282</b>		<b>0.282</b>
<b>YDF</b>					
	<b>MINISTRY OF EDUCATION</b>				
	SCHOOL EDUCATION SERVICES	Support to Natnl. Institute of the Disabled	-0.253		-0.253
	DEPARTMENT OF YOUTH, CULTURE AND SPORTS	National School Sports Championship 2003	1.000		1.000
			<b>0.747</b>		<b>0.747</b>
	<b>TOTAL</b>		<b>5,319.961</b>	<b>1,062.576</b>	<b>6,382.537</b>

**Financial Statements of the Royal Government for the Year Ending 30th June, 2006**

<b>STATEMENT OF EXTERNAL GRANTS RECEIVED DURING THE FISCAL YEAR 2005-2006: BY AGENCY</b>					
<b>SPENDING AGENCY/ PROGRAM</b>	<b>PROJECT NAME</b>	<b>DONOR</b>	<b>Nu in Millions</b>		
			<b>IN-CASH</b>	<b>IN-KIND</b>	<b>TOTAL</b>
<b>NATIONAL ASSEMBLY OF BHUTAN</b>					
GENERAL ADMINISTRATION AND DIRECTION SERVICES	Strengthening of NA and it's Secretariat	DANIDA	27.351		27.351
			<b>27.351</b>		<b>27.351</b>
<b>COUNCIL FOR RELIGIOUS AFFAIRS</b>					
GENERAL ADMINISTRATION AND DIRECTION SERVICES	Renovation of Dechenphodrang Monastery	UNESCO	2.028		2.028
	Partnership with Religion	UNICEF	4.559	0.826	5.385
			<b>6.587</b>	<b>0.826</b>	<b>7.413</b>
<b>JUDICIARY</b>					
GENERAL ADMINISTRATION AND DIRECTION SERVICES	RNR-ICS	SAARC	-0.001		-0.001
	Institutional Strengthening of Samtse Court	DANIDA	7.072		7.072
	SAARCLAW Conference	DANIDA	0.391		0.391
	Strengthening of District Court in S/jongkhar & G/phu	DANIDA	19.598		19.598
			<b>27.061</b>		<b>27.061</b>
<b>ROYAL AUDIT AUTHORITY</b>					
GENERAL ADMINISTRATION AND DIRECTION SERVICES	Good Governance - Support to RAA	DANIDA	3.936		3.936
	Performance Auditing Project	UNDP O	3.067		3.067
			<b>7.003</b>		<b>7.003</b>
<b>ROYAL CIVIL SERVICE COMMISSION</b>					
GENERAL ADMINISTRATION AND DIRECTION SERVICES	Environment Sector Programme Support	DANIDA	-1.515		-1.515
	Good Governance - Support to RCSC	DANIDA	4.352		4.352
	Sustainable Human Resource Development	NET SDA	32.751		32.751
	Royal Civil Service Commission	ADHOC		0.678	0.678
			<b>35.588</b>	<b>0.678</b>	<b>36.266</b>
<b>NATIONAL ENVIRONMENT COMMISSION</b>					
GENERAL ADMINISTRATION AND DIRECTION SERVICES	Environment Sector Programme Support	DANIDA	-0.514		-0.514
	Adhoc Assistance for Individual Donors	ADHOC	7.452		7.452
	Support to Implementation of Micro-Environment Action Plans	UNDP IPF	1.317		1.317
	Programme of Action for Adaptation to Climate Change	UNDP	2.000		2.000
	Self Assessment & Action Plan Dev. for National Capacity Building for GEF	UNDP	0.150		0.150
	Environment & Urban Sector Programme Support (NEC)	DANIDA	27.672		27.672
	National Biosafety Framework Project	UNEP	3.295		3.295
	Support to NEC for M.Sc	BTFEC	1.712		1.712
	Bio-Assessment of Rivers in the Hindu Kush Himalayan Region	EEC	1.376		1.376
	RMP TA in the Refrigeration Servicing Sector	UNDP O	1.984		1.984
	Institutional Strengthening (IS)	UNEP	1.648		1.648
	Awareness Refrigeration Customs Training	UNEP	1.351		1.351

**Financial Statements of the Royal Government for the Year Ending 30th June, 2006**

<b>STATEMENT OF EXTERNAL GRANTS RECEIVED DURING THE FISCAL YEAR 2005-2006: BY AGENCY</b>					
					Nu in Millions
<b>SPENDING AGENCY/ PROGRAM</b>	<b>PROJECT NAME</b>	<b>DONOR</b>	<b>AMOUNT</b>		
	Implementation of Micro Environment Action Plan Project	UNEP	2.929		2.929
	Enhancing Global Environment Management in Local Governance System	UNDP O	1.110		1.110
	Bhutan Climate Change for Enabling Activity (Self Assessment)	GEF	0.667		0.667
	National Sustainable Development Strategy	UNEP	1.834		1.834
	Bhutan Environment Outlook Project	UNEP	1.082		1.082
	Training & TA to Bhutan for National Profile Dev. & Priority Setting for the Stoc	UNEP	0.548		0.548
			<b>57.613</b>		<b>57.613</b>
<b>ROYAL INSTITUTE OF MANAGEMENT</b>					
GENERAL ADMINISTRATION AND DIRECTION SERVICES	Good Governance - Support to RIM	DANIDA	19.775		19.775
	Strengthening Institutional Capacity of the Royal Institute of Management	AUSTAID	5.274		5.274
			<b>25.049</b>		<b>25.049</b>
<b>CENTRE FOR BHUTAN STUDIES</b>					
GENERAL ADMINISTRATION AND DIRECTION SERVICES	National Development Policy Support	UNDP IPF	1.625		1.625
	Operationalisation of Gross National Happiness (GNH)	UNDP O	2.363		2.363
	GNH & subjective Well Being in Bhutan	JAPAN	0.596		0.596
			<b>4.584</b>		<b>4.584</b>
<b>OFFICE OF LEGAL AFFAIRS</b>					
GENERAL ADMINISTRATION AND DIRECTION SERVICES	Good Governance - Support to Legal Affairs	DANIDA	1.368		1.368
	Support to Constitutional Process	GOI	10.000		10.000
			<b>11.368</b>		<b>11.368</b>
<b>ROYAL UNIVERSITY OF BHUTAN</b>					
GENERAL ADMINISTRATION AND DIRECTION SERVICES	Development of Royal University of Bhutan	GER:NGO	8.090		8.090
	Establishment of Wide Area Network for Royal University of Bhutan	DANIDA	3.585		3.585
			<b>11.675</b>		<b>11.675</b>
ADULT AND HIGHER EDUCATION SERVICES	Support to Sherubtse College	UNFPA	1.776		1.776
	National Resources Training Institute Phase IV	HELVETAS	2.000		2.000
	Expansion of Sherubtse College	GOI	17.048		17.048
	Infrastructure Development of Institute of Language	GOI	1.475		1.475
	Sherubtse College Lectures - Colombo Plan (8th Plan Spillover)	GOI	5.184		5.184
	Education through Sports	SDC	1.293		1.293
	Buld Electric Cooker as an Alternative Energy to Substitute Firewood at Samtse	WWF	0.422		0.422
	ASIA-LINK ICT Sustainable Livelihood Project	EURCO	0.537		0.537
			<b>29.734</b>		<b>29.734</b>
<b>COLLEGE SERVICES</b>					
	Support to Sherubtse College	UNFPA	1.491		1.491
	Expansion of Sherubtse College	GOI	10.000		10.000
	Sherubtse College Lectures - Colombo Plan (8th Plan Spillover)	GOI	4.039		4.039

**Financial Statements of the Royal Government for the Year Ending 30th June, 2006**

<b>STATEMENT OF EXTERNAL GRANTS RECEIVED DURING THE FISCAL YEAR 2005-2006: BY AGENCY</b>					
					Nu in Millions
<b>SPENDING AGENCY/ PROGRAM</b>	<b>PROJECT NAME</b>	<b>DONOR</b>	<b>AMOUNT</b>		
	The expansion of NIE, Paro/Samtse, Phase I	SDC		34.454	34.454
	National Resources Training Institute Phase IV	HELVETAS		11.976	11.976
	Support to Teacher Education Programme	SDC		1.448	1.448
				<b>15.530</b>	<b>47.878</b>
					<b>63.408</b>
<b>NATIONAL STATISTICAL BUREAU</b>					
GENERAL ADMINISTRATION AND DIRECTION SERVICES	Strngt. of National Statistical System	ADB		0.467	0.467
	Monitoring and Evaluation	UNICEF		1.611	1.611
	Strengthening & Collect. of Pursing Power Parity Data	ADB		0.396	0.396
	Support to MDG Initiatives	UNDP O		0.275	0.275
	Monitoring and Evaluation	UNDP O		0.229	0.229
				<b>2.979</b>	<b>2.979</b>
<b>OFFICE OF THE ANTI-CORRUPTION COMMISSION</b>					
GENERAL ADMINISTRATION AND DIRECTION SERVICES	Institutional and Human Capacity Building of the Anti-Corruption Commission	UNDP O		0.891	0.891
				<b>0.891</b>	<b>0.891</b>
<b>MINISTRY OF HOME AND CULTURAL AFFAIRS</b>					
GENERAL ADMINISTRATION AND DIRECTION SERVICES	Decentralisation Support Program	UNDP IPF		2.402	2.402
	Decentralization Support Program under Geogs	UNDP IPF		5.948	5.948
	Decentralization Support Program, MoHA	SNV		1.848	1.848
	Preparatory Assistance for Disaster Management	UNDP		1.426	1.426
				<b>11.624</b>	<b>11.624</b>
<b>ROYAL BHUTAN POLICE SERVICES</b>					
	Supply of Recycled Fire Engines	JAPAN		1.302	1.302
	Strengthening the Capacity and Services of the Youth Dev. & Rehabilitation Cent	SCF/USA		0.540	0.540
				<b>1.842</b>	<b>1.842</b>
<b>REGISTRATION AND CENSUS SERVICES</b>					
	Support to Population Development	UNFPA		5.862	5.862
				<b>5.862</b>	<b>5.862</b>
<b>CULTURAL SERVICES</b>					
	Construction of Adm. Building for National Library	GOI		3.000	3.000
	Construction of Office & Exhibition Hall	GOI		5.000	5.000
	Adhoc Assistance for Individual Donors	ADHOC		1.673	1.673
	Renovation of Simtokha Dzong	GOI		22.000	22.000
	Renovation of Trongsa Taa Dzong	AUSTRIAN		35.041	35.041
	Bhutan Exhibition (Honolulu Academy of Arts)	HAA-USA		1.323	1.323
				<b>68.037</b>	<b>68.037</b>
<b>DEPARTMENT OF LOCAL GOVERNANCE</b>					
	Decentralisation Support Program	UNDP IPF		0.215	0.215
	Decentralization Support Program under Geogs	UNDP IPF		16.973	16.973
	Preparatory Assistance for Disaster Management	UNDP		-0.135	-0.135
				<b>17.053</b>	<b>17.053</b>

**Financial Statements of the Royal Government for the Year Ending 30th June, 2006**

<b>STATEMENT OF EXTERNAL GRANTS RECEIVED DURING THE FISCAL YEAR 2005-2006: BY AGENCY</b>					
					Nu in Millions
<b>SPENDING AGENCY/ PROGRAM</b>	<b>PROJECT NAME</b>	<b>DONOR</b>	<b>AMOUNT</b>		
			<b>104.417</b>		<b>104.417</b>
<b>MINISTRY OF FINANCE</b>					
GENERAL ADMINISTRATION AND DIRECTION SERVICES	HRD Support to National Finance Service, MoF	SDC	14.288	0.554	14.842
	National Development Policy Support	UNDP IPF	1.834		1.834
	Strengthening of Public Expenditure Management & Promoting Transparency	W/BANK	1.534		1.534
			<b>17.656</b>	<b>0.554</b>	<b>18.210</b>
<b>BUDGET AND ACCOUNTS SERVICES</b>					
	Institutional Development & Capacity Building for FM of RGoB	IDF	0.754		0.754
	Capacity Development in Public Financial Management	DANIDA	11.527		11.527
	Unidentified Financing Sources (External)	UFS	5.423		5.423
	Bhutan Environment Outlook Project	UNEP	0.269		0.269
	First Development Policy Grant	IDA	710.258		710.258
			<b>728.230</b>		<b>728.230</b>
<b>REVENUE &amp; CUSTOMS SERVICES</b>					
	Good Governance - Support to DRC	DANIDA	7.208		7.208
			<b>7.208</b>		<b>7.208</b>
<b>AID &amp; DEBT MANAGEMENT SERVICES</b>					
	Type Three Projects	NET PSF	10.743		10.743
	Sustainable Development Fund	NET SDA	-0.099		-0.099
	Operational Budget (AKV) of SDS	NET SDA	2.285		2.285
	Adhoc Assistance for Individual Donors	ADHOC	0.222		0.222
	Sustainable Development Fund Phase II	NET SDA	9.499		9.499
	Strengthening of the Department of Aid & Debt Management	DANIDA	0.402		0.402
	Capacity Strengthening of DADM	DANIDA	3.908		3.908
	Support to Capacity Building of DADM 2005	SCF/USA	0.204		0.204
			<b>27.163</b>		<b>27.163</b>
<b>COMMON PUBLIC EXPENDITURES</b>					
	Dungsum Cement Project	GOI	100.000		100.000
	Small Grants Programme	UNDP	1.110		1.110
	Estbmt. of the Community Multimedia Centres	UNESCO	1.245		1.245
	Improvement of Rural Children's Access to School	WFP	4.814		4.814
	Improvement of Road Workers Access to Education & Health	WFP	1.569		1.569
	Construction of TV Centre	GOI	18.900		18.900
	Adhoc Assistance for Individual Donors	ADHOC	4.828		4.828
	Strengthening Institutional Capacity of Bhutan Pension System	W/BANK	0.858		0.858
	Legal Framework for National Pension & Provident Fund	UNDP O	2.648		2.648
	Hiring of INSAT 3 Years	GOI	7.032		7.032

**Financial Statements of the Royal Government for the Year Ending 30th June, 2006**

<b>STATEMENT OF EXTERNAL GRANTS RECEIVED DURING THE FISCAL YEAR 2005-2006: BY AGENCY</b>					
					Nu in Millions
<b>SPENDING AGENCY/ PROGRAM</b>	<b>PROJECT NAME</b>	<b>DONOR</b>	<b>AMOUNT</b>		
	Purchase of SW Transmitter for BBS	GOI	23.500		23.500
	E-Post/E-Billing	GOI	5.000		5.000
	South Asia Enterprise Development Facility	W/BANK	0.692		0.692
	Assistance to Tarayana Foundation	HELVETAS	3.420		3.420
	Upgrading of Bhutan Agro Industries Limited	DANIDA	10.346		10.346
	Promotion of Income-Generation Activities for the Rural Poor in Khamdrang and	FAO	0.450		0.450
	Telecom Cellular Phone Project	GOI		32.126	32.126
			<b>186.412</b>	<b>32.126</b>	<b>218.538</b>
<b>PLANNING COMMISSION SECRETARIAT</b>	National M & Evaluation System	NET SDA	2.367		2.367
	Support to Preparation of Tenth Plan	UNDP O	7.623		7.623
			<b>9.989</b>		<b>9.989</b>
			<b>976.659</b>	<b>32.680</b>	<b>1,009.339</b>
<b>MINISTRY OF FOREIGN AFFAIRS</b>					
<b>GENERAL ADMINISTRATION AND DIRECTION SERVICES</b>	Institutional Support and Capacity Building in Ministry of Foreign Affairs	UNDP	2.462		2.462
			<b>2.462</b>		<b>2.462</b>
<b>MINISTRY OF AGRICULTURE</b>					
<b>GENERAL ADMINISTRATION AND DIRECTION SERVICES</b>	Improving Food Security & Rural Income	FAO	0.011		0.011
	BGSRDP Third Phase	GTZ	2.113		2.113
	Rural Enterprise Development (RED), MoA	UNDP IPF	2.251		2.251
	Improvement of Rural Household's Access to S. & Agriculture	WFP	0.008		0.008
	Adhoc Assistance for Individual Donors	ADHOC	1.372		1.372
	Preparation for Multi-Sectoral Mechanism & Incentives for Land Mngt. Project	IDA	0.776		0.776
	Environment & Urban Sector Programme Support (MoA)	DANIDA	19.397		19.397
	East Central Region Agriculture Development Project Phase I	HELVETAS		14.958	14.958
			<b>25.929</b>	<b>14.958</b>	<b>40.887</b>
<b>SURVEY AND LAND RECORD SERVICES</b>	Geophysical Survey and Technology Transfer	GOI		12.904	12.904
				<b>12.904</b>	<b>12.904</b>
<b>AGRICULTURE SERVICES</b>	Royal Vety. Diagnosis Lab. Serbithang	EEC	-1.529		-1.529
	Wang Watershed Management Project	EEC	60.436		60.436
	On farm PGR conservation in Bhutan (BUCAP)	NORWAY	1.074		1.074
	Rural Enterprise Development (RED), MoA	UNDP IPF	16.772		16.772
	East Central Region Agriculture Development Project Phase I	HELVETAS	6.000	0.159	6.159
	Medicine Plants Project Phase II	EEC	-0.955		-0.955
	Control of Citrus Geening & Citrus Tristeza Virus	FAO	0.132	2.565	2.697

**Financial Statements of the Royal Government for the Year Ending 30th June, 2006**

<b>STATEMENT OF EXTERNAL GRANTS RECEIVED DURING THE FISCAL YEAR 2005-2006: BY AGENCY</b>					
					Nu in Millions
<b>SPENDING AGENCY/ PROGRAM</b>	<b>PROJECT NAME</b>	<b>DONOR</b>	<b>AMOUNT</b>		
	Preparation for Multi-Sectoral Mechanism & Incentives for Land Mngt. Project	IDA	1.836		1.836
	Environment & Urban Sector Programme Support (MoA)	DANIDA	5.070		5.070
	Institutional Capacity Building of the Royal Botanical Garden	UK-DARWI	0.196		0.196
	Ugyen Wangchuck Institute of Environment & Forestry Studies	MacA-USA	16.361		16.361
	Collaboration between the NBC, Bhutan & the CGN, the Netherlands	NET O	2.231		2.231
	Sustainable Land Management Project	GEF	5.617		5.617
	Baseline Survey in Eastern Bhutan with AMEPP Project	FAO	0.900		0.900
	Commodity Supply Chian Analysis	FAO	1.350		1.350
	Rural Development Training Center (Zhemgang)	SDC		13.781	13.781
	Improvement of Machinery & Equipments for Const. of Rural Agri. Road	JAPAN		123.738	123.738
			<b>115.491</b>	<b>140.243</b>	<b>255.734</b>
<b>LIVESTOCK SERVICES</b>	Improving Food Security & Rural Income	FAO	0.448		0.448
	Peri Urban Dairy Farming Project	NET O	1.486		1.486
	Strengthening of Livestock Development Initiative	GOI	185.613		185.613
	Support to Livestock Sector in Bhutan	EURCO	16.664		16.664
			<b>204.211</b>		<b>204.211</b>
<b>FORESTRY SERVICES</b>	Environment Sector Programme Support	DANIDA	-0.194		-0.194
	On farm PGR conservation in Bhutan (BUCAP)	NORWAY	0.772		0.772
	The Participatory Forest Management Project P-I	HELVETAS	9.361	21.104	30.465
	Dev. of Saktien Wildlife Sanctuary & Bio Corridor	WWF	11.720	1.587	13.307
	LINKPA Project	WWF	9.445		9.445
	Bio-Diversity Conservation Phase II	NET SDA	34.745		34.745
	Control of Citrus Geening & Citrus Tristeza Virus	FAO	0.113		0.113
	Tiger Conservation Program/Compensation	WWF	0.879		0.879
	Ugyen Wangchuck Institute of Environment & Forestry Studies	MacA-USA	16.631		16.631
	Strengthening Forest Fire Management	BTFEC	1.593		1.593
	Wild Elephant Conservation	WWF	0.201		0.201
	Inst. Strengthening of Ugyen Wangchuck Inst. of Env. & Forestry Studies	DANIDA	3.585		3.585
	Ugyen Wangchuk Institute of Environmental & Forestry Studies	BTFEC	2.221		2.221
	Strengthening the protected Area System and the Corridors in Bhutan	WWF	7.383		7.383
	Promoting Ecotourism and Nature Education in the Royal Botanical Park	UNDP	1.500		1.500
	Sustainable Management & Dev. of Non-wood Forest Products in Bhutan	WWLF	0.282		0.282
	BGSRDP Third Phase	GTZ		0.299	0.299
			<b>100.235</b>	<b>22.990</b>	<b>123.225</b>



**Financial Statements of the Royal Government for the Year Ending 30th June, 2006**

<b>STATEMENT OF EXTERNAL GRANTS RECEIVED DURING THE FISCAL YEAR 2005-2006: BY AGENCY</b>					
					Nu in Millions
<b>SPENDING AGENCY/ PROGRAM</b>	<b>PROJECT NAME</b>	<b>DONOR</b>	<b>AMOUNT</b>		
COUNCIL FOR RNR RESEARCH OF BHUTAN SERVICES	BGSRDP Third Phase	GTZ	1.085		1.085
	Virtual Extension Research Communication Network	FAO	0.275		0.275
	Medicine Plants Project Phase II	EEC	21.508		21.508
	IDRC,Canadian Contribution to CBNRW Workshop	IDRC-CA	0.027		0.027
	RNR-ICS	SAARC	0.050		0.050
	RNR-Research Systems - Phase III	SDC	23.592	1.065	24.657
	Environment & Urban Sector Programme Support (MoA)	DANIDA	16.625		16.625
	CBNRM National Framework	IDRC-CA	3.012		3.012
	Going for Gold-Cordyceps Conservation in Bhutan	UK-DARWI	1.051	0.004	1.055
	RNR Research Centre, Bajo, Wangdur	CTF	1.420		1.420
	Agriculture Research & Extension Support Project at Lhuntse and Mongar	JFAC		5.193	5.193
			<b>68.645</b>	<b>6.262</b>	<b>74.907</b>
			<b>514.511</b>	<b>197.357</b>	<b>711.868</b>
<b>MINISTRY OF TRADE AND INDUSTRY</b>					
GENERAL ADMINISTRATION AND DIRECTION SERVICES	Rural Enterprise Development(RED), MTI	UNDP IPF	10.907		10.907
	E-Business for Rural Women	UNDP O	1.753		1.753
	Environment & Urban Sector Programme Support (MTI)	DANIDA	14.800		14.800
			<b>27.460</b>		<b>27.460</b>
GEOLOGY AND MINES SERVICES	Capacity for Slope Stability & Environment	NET SDA	7.100		7.100
			<b>7.100</b>		<b>7.100</b>
ENERGY SERVICES	Hydrometeorological Services for GOI	GOI	10.900		10.900
	Sustainable Rural Electrification, Phase II	NET SDA	-1.557		-1.557
	Rural Electrification	AUSTRIAN	-1.804		-1.804
	Deothang - Rangia Transmission Line	GOI	65.144		65.144
	Integrated Energy Management Master Plan	GOI	35.271		35.271
	Sustainable Rural Electrification - II	NET SDA	116.000		116.000
	Inst.Strg. of Energy Sector Phase -II	NORAD	12.448	21.513	33.961
	Feasibility Study & Prep. of Project Document for 150 MW Dagachhu Hydropow	AUSTRIAN	10.285		10.285
	Reducing Greenhouse Gas Emissions by Promoting Bioenergy Tech. for Heat Ap	FAO	0.669		0.669
	Sengor Community Micro Hydro for Sustainable Livelihood	UNCTAD	5.808		5.808
	CDM Project	E7	0.967		0.967
	National Renewable Energy Policy & Programme for Sustainable Development	UNDP	1.173		1.173
	Integrated Master Plan for Dzongkhagwise Electrification by Renewable Energy	JICA		5.000	5.000
	Adhoc Assistance for Individual Donors	ADHOC		5.000	5.000
	Rural Electrification Ph. III	AUSTRIAN		5.500	5.500
			<b>255.305</b>	<b>37.013</b>	<b>292.318</b>
TOURISM SERVICES	Small Grants Programme	UNDP	0.562		0.562

**Financial Statements of the Royal Government for the Year Ending 30th June, 2006**

<b>STATEMENT OF EXTERNAL GRANTS RECEIVED DURING THE FISCAL YEAR 2005-2006: BY AGENCY</b>					
					Nu in Millions
<b>SPENDING AGENCY/ PROGRAM</b>	<b>PROJECT NAME</b>	<b>DONOR</b>	<b>AMOUNT</b>		
	Tourism Development Program 1999	AUSTRIAN	-0.260		-0.260
	Sustainable Tourism Legislation in SDA Countries	NET O	4.736		4.736
	Professional Eco-Tourism Guides	WWF	0.900		0.900
	Planning and Design of the MTMTI Training Hotel	AUSTRIAN	12.013		12.013
	Preparation of Detailed Design of Various Engineering Services for HTMTI	AUSTRIAN	0.649		0.649
			<b>18.600</b>		<b>18.600</b>
			<b>308.466</b>	<b>0.000</b>	<b>345.479</b>
<b>MINISTRY OF WORKS AND HUMAN SETTLEMENT</b>					
GENERAL ADMINISTRATION AND DIRECTION SERVICES	Environment & Urban Sector Programme Support (MoWHS)	DANIDA	0.997		0.997
	Environment & Urban Sector Programme Support (Dzongkhag Towns)	DANIDA	15.301		15.301
	Preparatory Asst. for Thimphu Valley Earthquake Risk Mngt. Proj.	UNDP O	0.606		0.606
	National Urbanization Strategy & Thimphu City Development	W/BANK	2.457		2.457
			<b>19.361</b>		<b>19.361</b>
ROADS & BRIDGES SERVICES	Suspension Bridge Programme Phave V	SDC	7.836	4.171	12.007
	EFRC Support Programme	NET SDA	2.000		2.000
	Gyelposhing - Nganglam Road	GOI	95.000	280.000	375.000
	Gomphu-Pangbang Road	GOI	5.000		5.000
	Chuzom-Paro Double Laning	GOI		0.900	0.900
	Semtokhachhu Bridge	GOI		4.000	4.000
	Reconstruction of Highway Bridges Phase II	JAPAN		262.537	262.537
			<b>109.836</b>	<b>551.608</b>	<b>661.444</b>
URBAN DEVELOPMENT AND ENGINEERING SERVICES	Suspension Bridge Programme Phave V	SDC	6.129		6.129
	Environment & Urban Sector Programme Support (MoWHS)	DANIDA	20.489		20.489
	Environment & Urban Sector Programme Support (Dzongkhag Towns)	DANIDA	79.047		79.047
			<b>105.664</b>		<b>105.664</b>
NATIONAL HOUSING DEVELOPMENT CORPORATION	Low Income Housing	GOI	140.215		140.215
	Development of Haa Town	GOI	15.000		15.000
			<b>155.215</b>		<b>155.215</b>
			<b>390.076</b>	<b>0.000</b>	<b>941.683</b>
<b>MINISTRY OF INFORMATION AND COMMUNICATIONS</b>					
CIVIL AVIATION SERVICES	River Protection Works	GOI	5.000		5.000
	Rescue & Fire Fighting Services at Paro Airport	JAPAN	3.869		3.869
	Runway Resurfacing/Extension of Paro Airport	GOI		69.700	69.700
			<b>8.869</b>	<b>69.700</b>	<b>78.569</b>
ROAD SAFETY AND TRANSPORT SERVICES	Preparation of Transport Master Plan	GOI	4.230		4.230
			<b>4.230</b>		<b>4.230</b>

**Financial Statements of the Royal Government for the Year Ending 30th June, 2006**

<b>STATEMENT OF EXTERNAL GRANTS RECEIVED DURING THE FISCAL YEAR 2005-2006: BY AGENCY</b>					
					Nu in Millions
<b>SPENDING AGENCY/ PROGRAM</b>	<b>PROJECT NAME</b>	<b>DONOR</b>	<b>AMOUNT</b>		
INFORMATION AND TECHNOLOGY SERVICES	Establishment of Multipurpose Tele-Center	GOI	4.500		4.500
	Pilot Public Access to Information & Services	UNDP O	0.177		0.177
	Localization of Dzongkha On An Open Source Platform	IDRC-CA			
	East-West Fibre Optic Broadband	GOI	10.000		10.000
	Rural Access Connectivity	IDRC-CA	6.198		6.198
	Establish 60 Community E-Centers throughout Bhutan	Ms:US	10.990		10.990
	ICT for Good Governance	UNDP O	2.727		2.727
				<b>34.591</b>	
			<b>47.690</b>	<b>0.000</b>	<b>117.390</b>
<b>MINISTRY OF HEALTH</b>					
GENERAL ADMINISTRATION AND DIRECTION SERVICES	Rural Water Supply and Sanitation	DANIDA	8.375		8.375
	Communicable Disease Pre., Eradictio & Control	WHO	0.368		0.368
	Tobacco	WHO	0.027		0.027
	Health Promotion	WHO	0.260		0.260
	Mental Health & Substance Abuse	WHO	0.275		0.275
	Nutrition	WHO	0.628		0.628
	Health and Environment	WHO	0.051		0.051
	Esstial.Medicine:Access,Quality &Rational Use	WHO	0.046	0.450	0.496
	Organisation of Health Services	WHO	0.762		0.762
	School-based Water, Sanitation & Hygine Prog.	UNICEF	0.854		0.854
	Maternal and Child Health	UNICEF	2.374		2.374
	Nutrition	UNICEF	0.338		0.338
	Support to IECH (RHS)	UNFPA	0.680		0.680
	Advocacy for PDS	UNFPA	0.825		0.825
	HSPS III-Budgetary Support	DANIDA	83.301		83.301
	HSPS III Component II - Support to Capacity Bldg. in Mngt. & Monitoring	DANIDA	17.776		17.776
	Adhoc Assistance for Individual Donors	ADHOC	0.727		0.727
	DAMCHU PROJECT - Integrated Rehabilitation Practice (IRP)	D'OLTRE	0.439		0.439
	Support to Women Empowerment	UNFPA	3.500		3.500
	Mongar Hospital (8th Plan Spillover)	GOI	94.612		94.612
	Expansion of JDWNM Hospital (8th Plan Spillover)	GOI	90.931		90.931
	Malaria Control Programme (8th Plan Spillover)	GOI	9.142		9.142
	CT Scan/MRI Equipment for JDWNR Hospital	GOI	1.000		1.000
National Commission for Women and Children	UNICEF	2.733		2.733	
Moving Forward in Gender	UNFPWO	2.991		2.991	
Moving Forward in Gender	UNDP O	1.590		1.590	
Immunization and Vaccine Development(BHU/IVD/001)	WHO	0.062		0.062	

**Financial Statements of the Royal Government for the Year Ending 30th June, 2006**

<b>STATEMENT OF EXTERNAL GRANTS RECEIVED DURING THE FISCAL YEAR 2005-2006: BY AGENCY</b>					
<b>SPENDING AGENCY/ PROGRAM</b>	<b>PROJECT NAME</b>	<b>DONOR</b>	<b>Nu in Millions</b>		
			<b>AMOUNT</b>		
			<b>324.669</b>	<b>0.450</b>	<b>325.119</b>
<b>PUBLIC HEALTH SERVICES</b>	Bhutan Health Trust Fund	BHTF	3.047		3.047
	Communicable Disease Pre., Eradictio & Control	WHO	1.996		1.996
	Tuberculosis	WHO	0.245		0.245
	S.P.M. of non-communicable disease	WHO	0.692		0.692
	Health Promotion	WHO	1.618		1.618
	Disability/Injury prevention &.Rehabilitation	WHO	0.090		0.090
	Mental Health & Substance Abuse	WHO	0.135		0.135
	HIV/AIDS	WHO	1.598		1.598
	Health and Environment	WHO	0.495		0.495
	Esstial.Medicine:Access,Quality &Rational Use	WHO	0.476		0.476
	Organisation of Health Services	WHO	1.409		1.409
	School-based Water, Sanitation & Hygine Prog.	UNICEF	0.407	10.066	10.473
	Maternal and Child Health	UNICEF	1.953	6.376	8.329
	Nutrition	UNICEF	-0.228	0.430	0.202
	Support to Reproductive Health	UNFPA	7.371	7.041	14.412
	Advocacy for PDS	UNFPA	1.482		1.482
	HIV/Aids and STI Prevention Controal Project	W/BANK	48.073		48.073
	Relief Measure for Monsoon Damage of Rural Water Scheme	WHO	0.825		0.825
	National Commission for Women and Children	UNICEF	-0.005		-0.005
	Unidentified Financing Sources (External)	UFS	0.188		0.188
	Immunization and Vaccine Development(BHU/IVD/001)	WHO	0.094		0.094
	Health System Policies and Service Delivery (BHU/HSP/001)	WHO	0.046		0.046
			<b>72.006</b>	<b>23.913</b>	<b>95.918</b>
<b>MEDICAL SERVICES</b>	Research Policy and Strategy Coordination	WHO	0.061		0.061
	Communicable Disease Pre., Eradictio & Control	WHO	0.413		0.413
	Malaria	WHO	0.289		0.289
	Mental Health & Substance Abuse	WHO	0.084		0.084
	Esstial.Medicine:Access,Quality &Rational Use	WHO	0.772		0.772
	Organisation of Health Services	WHO	2.200		2.200
	Human Resources Development	WHO	3.072		3.072
	School-based Water, Sanitation & Hygine Prog.	UNICEF	0.367		0.367
	Maternal and Child Health	UNICEF	16.171		16.171
	Nutrition	UNICEF	2.237		2.237
	HIV/Aids and STI Prevention Controal Project	W/BANK	6.414		6.414
	Emergency Prepardness and Response	WHO	0.540		0.540

**Financial Statements of the Royal Government for the Year Ending 30th June, 2006**

<b>STATEMENT OF EXTERNAL GRANTS RECEIVED DURING THE FISCAL YEAR 2005-2006: BY AGENCY</b>					
					Nu in Millions
<b>SPENDING AGENCY/ PROGRAM</b>	<b>PROJECT NAME</b>	<b>DONOR</b>	<b>AMOUNT</b>		
	World Diabetes Foundation	WDF	2.830		2.830
	Relief Measure for Monsoon Damage of Rural Water Scheme	WHO	0.930		0.930
	CT Scan/MRI Equipment for JDWNR Hospital	GOI	99.000		99.000
	Enhanced Malaria Control Project	GFATM	18.123		18.123
	A renewed Strategy to Reduce Tuberculosis Burden in Bhutan	GFATM	13.756		13.756
	Primary Eye Care II	HCP	2.168		2.168
	Health System Policies and Service Delivery (BHU/HSP/001)	WHO	0.138		0.138
			<b>169.562</b>		<b>169.562</b>
			<b>566.236</b>	<b>24.363</b>	<b>590.599</b>
<b>MINISTRY OF EDUCATION</b>					
<b>GENERAL ADMINISTRATION AND DIRECTION SERVICES</b>	School-based Water, Sanitation & Hygiene Prog.	UNICEF	2.008		2.008
	Basic Education Quality Improvement	UNICEF	0.342		0.342
	Expanded Education Opportunities	UNICEF	-0.227		-0.227
	Preparation of the Bhutan Education Program	W/BANK	0.013		0.013
	Improvement of Rural Children's Access to School	WFP	1.893		1.893
	Education Sector Programme Support	DANIDA	15.419		15.419
			<b>19.448</b>	<b>0.000</b>	<b>107.558</b>
<b>ADULT AND HIGHER EDUCATION SERVICES</b>	Human Resources Development	WHO	0.499		0.499
	Scholarships (8th Plan Spillover)	GOI	30.528		30.528
	Expanded Education Opportunities	UNICEF		0.503	0.503
			<b>31.027</b>	<b>0.503</b>	<b>31.530</b>
<b>SCHOOL EDUCATION SERVICES</b>	Environment Sector Programme Support	DANIDA	-2.663		-2.663
	Support to Natnl. Institute of the Disabled	YDF	-0.253		-0.253
	Special Education for Disabled Children	DANIDA	-1.588		-1.588
	School-based Water, Sanitation & Hygiene Prog.	UNICEF	-0.321		-0.321
	Early Child Care and Development	UNICEF	-0.054		-0.054
	Basic Education Quality Improvement	UNICEF	6.325	0.030	6.355
	Expanded Education Opportunities	UNICEF	1.140		1.140
	Alternative School Building Const. Technology	DANIDA	-0.007		-0.007
	Improvement of Rural Children's Access to School	WFP	2.319		2.319
	Construction of 10 new schools at new sites	GOI	146.440		146.440
	Erecting of a Community School at Pangtoka	ABS	0.599		0.599
	Community Learning Center	UNESCO	0.344		0.344
	Education Sector Programme Support	DANIDA	12.026		12.026
	Support to Teacher Education Programme	SDC	16.040	11.021	27.061
	School Based Education & Awareness Program for Parents on Adolescent in You	SCF/USA	0.326		0.326
	Education Sector Programme Support (Comp 1-Budgetary Support)	DANIDA	85.597		85.597

**Financial Statements of the Royal Government for the Year Ending 30th June, 2006**

<b>STATEMENT OF EXTERNAL GRANTS RECEIVED DURING THE FISCAL YEAR 2005-2006: BY AGENCY</b>					
				Nu in Millions	
<b>SPENDING AGENCY/ PROGRAM</b>	<b>PROJECT NAME</b>	<b>DONOR</b>	<b>AMOUNT</b>		
	Inter-Dzongkhag School Sports	SCF/USA	0.720		0.720
	Research in Literacy, NFE Policies & Practices	UNESCO	0.591		0.591
	Annual Education Conference 2005	SCF/USA	0.882		0.882
	Promotion of Life Skill Based Education through School Based Scouting/Activiti	SCF/USA	2.281		2.281
	Enhance Multigrade Teaching Abilities of Teachers in Remote Schools	SCF/USA	1.560		1.560
	School-Based Education & Awareness Prog. for Parents on Adolescent & Youth	SCF/USA	2.113		2.113
	Construction of 8 Community Schools	SCF/USA	7.490		7.490
	Construction of Education facilities	JAPAN		88.110	
			<b>281.906</b>	<b>99.161</b>	<b>292.956</b>
<b>DEPARTMENT OF YOUTH, CULTURE AND SPORTS</b>	Support to YGCD	UNFPA	4.462		4.462
	Construction of Youth Centre	GOI	32.000		32.000
	Adhoc Assistance for Individual Donors	ADHOC	0.690		0.690
	National School Sports Championship 2003	YDF	1.000		1.000
	Scout and Cultural Division	SCF/USA	1.111		1.111
	Expansion & Strengthening of YIC & Services	SCF/USA	0.368		0.368
	Sports for All	SDC	0.746		0.746
	Multi-Discipline Sports Camp for Urban Youth	SCF/USA	0.400		0.400
	Promotion of Life Skill Based Education for the Youths of Urban areas	SCF/USA	0.500		0.500
	Unidentified Financing Sources (External)	UFS	0.537		0.537
	Support to the Career Education & Counselling Program	SCF/USA	2.740		2.740
	Promotion of Life Skill Based Education through School Based Scouting/Activiti	SCF/USA	0.620		0.620
	Support to Youth Information Center, Phuntsholing	SCF/USA	0.100		0.100
	Support to Youth Information Center, Thimphu	SCF/USA	0.100		0.100
	School-Based Education & Awareness Prog. for Parents on Adolescent & Youth	SCF/USA	0.750		0.750
			<b>46.123</b>		<b>46.123</b>
			<b>378.504</b>	<b>0.000</b>	<b>478.168</b>
<b>MINISTRY OF LABOUR AND HUMAN RESOURCES</b>					
<b>EMPLOYMENT &amp; LABOUR SERVICES</b>	Institutional Capacity Building of DEL	NET SDA	5.918		5.918
			<b>5.918</b>		<b>5.918</b>
<b>HUMAN RESOURCES SERVICES</b>	Advisory Services to NTTA	GTZ	-0.024		-0.024
	Institutional Capacity Building of DEL	NET SDA	2.940		2.940
	HRD for Private Sector	GOI	5.890		5.890
			<b>8.807</b>		<b>8.807</b>
<b>BHUTAN VOCATIONAL QUALIFICATION AUTHORITY</b>	Advisory Services to NTTA	GTZ	2.987		2.987
			<b>2.987</b>		<b>2.987</b>
			<b>17.712</b>		<b>17.712</b>
<b>DZONGKHAG ADMINISTRATION ,CHHUKHA</b>					

**Financial Statements of the Royal Government for the Year Ending 30th June, 2006**

<b>STATEMENT OF EXTERNAL GRANTS RECEIVED DURING THE FISCAL YEAR 2005-2006: BY AGENCY</b>					
					Nu in Millions
<b>SPENDING AGENCY/ PROGRAM</b>	<b>PROJECT NAME</b>	<b>DONOR</b>	<b>AMOUNT</b>		
GENERAL ADMINISTRATION AND DIRECTION SERVICES	Small Grants Programme	UNDP	0.187		0.187
			<b>0.187</b>		<b>0.187</b>
EDUCATION SERVICES	Improvement of Rural Children's Access to School	WFP	1.249		1.249
	Enhancement of Education Delivery System in Chhukha Dzongkhag	CANADA	0.099		0.099
			<b>1.348</b>		<b>1.348</b>
			<b>1.535</b>		<b>1.535</b>
<b>DZONGKHAG ADMINISTRATION, HAA</b>					
EDUCATION SERVICES	Improvement of Rural Children's Access to School	WFP	1.256		1.256
			<b>1.256</b>		<b>1.256</b>
<b>DZONGKHAG ADMINISTRATION, SAMTSE</b>					
EDUCATION SERVICES	Improvement of Rural Children's Access to School	WFP	0.564		0.564
			<b>0.564</b>		<b>0.564</b>
<b>DZONGKHAG ADMINISTRATION, TSIRANG</b>					
GENERAL ADMINISTRATION AND DIRECTION SERVICES	Small Grants Programme	UNDP	0.734		0.734
			<b>0.734</b>		<b>0.734</b>
EDUCATION SERVICES	Procurements of Green Boards to the Schools in Tsirang	CANADA	0.637		0.637
			<b>0.637</b>		<b>0.637</b>
			<b>1.371</b>		<b>1.371</b>
<b>DZONGKHAG ADMINISTRATION, DAGANA</b>					
GENERAL ADMINISTRATION AND DIRECTION SERVICES	Small Grants Programme	UNDP	0.514		0.514
			<b>0.514</b>		<b>0.514</b>
<b>DZONGKHAG ADMINISTRATION, PUNAKHA</b>					
AGRICULTURE SERVICES	BGSRDP Third Phase	GTZ	4.460		4.460
			<b>4.460</b>		<b>4.460</b>
FORESTRY SERVICES	Small Grants Programme	UNDP	0.199		0.199
	BGSRDP Third Phase	GTZ	-0.022		-0.022
			<b>0.177</b>		<b>0.177</b>
			<b>4.637</b>		<b>4.637</b>
<b>DZONGKHAG ADMINISTRATION, WANGDUE PHODRANG</b>					
EDUCATION SERVICES	Improvement of Rural Children's Access to School	WFP	0.827		0.827
	Adhoc Assistance for Individual Donors	ADHOC	0.091		0.091
			<b>0.918</b>		<b>0.918</b>
AGRICULTURE SERVICES	BGSRDP Third Phase	GTZ	1.000		1.000
			<b>1.000</b>		<b>1.000</b>
LIVESTOCK SERVICES	BGSRDP Third Phase	GTZ		0.620	0.620
				<b>0.620</b>	<b>0.620</b>
FORESTRY SERVICES	BGSRDP Third Phase	GTZ		0.090	0.090

**Financial Statements of the Royal Government for the Year Ending 30th June, 2006**

<b>STATEMENT OF EXTERNAL GRANTS RECEIVED DURING THE FISCAL YEAR 2005-2006: BY AGENCY</b>					
					Nu in Millions
<b>SPENDING AGENCY/ PROGRAM</b>	<b>PROJECT NAME</b>	<b>DONOR</b>	<b>AMOUNT</b>		
				<b>0.090</b>	<b>0.090</b>
			<b>1.918</b>	<b>0.710</b>	<b>2.628</b>
<b>DZONGKHAG ADMINISTRATION, BUMTHANG</b>					
GENERAL ADMINISTRATION AND DIRECTION SERVICES	Decentralization Pilot Project (Bumthang)	JICA			
<b>DZONGKHAG ADMINISTRATION, SARPANG</b>					
LIVESTOCK SERVICES	East Central Region Agriculture Development Project Phase I	HELVETAS		0.100	0.100
				<b>0.100</b>	<b>0.100</b>
<b>DZONGKHAG ADMINISTRATION, ZHEMGANG</b>					
GENERAL ADMINISTRATION AND DIRECTION SERVICES	Prevention of Alcohol Abuse Program	SCF/USA	0.460		0.460
	Promotion of Life Skills Education through Scouts	SCF/USA	0.312		0.312
				<b>0.772</b>	<b>0.772</b>
EDUCATION SERVICES	Improvement of Rural Children's Access to School	WFP	1.715		1.715
	Support to Pry. Edu. & Adolescent Dev. & Health Program	SCF/USA	3.500		3.500
				<b>5.215</b>	<b>5.215</b>
AGRICULTURE SERVICES	East Central Region Agriculture Development Project Phase I	HELVETAS	10.948		10.948
				<b>10.948</b>	<b>10.948</b>
FORESTRY SERVICES	Support for Pilot Watershed Management Project at Kingarabten	WWF	0.630		0.630
				<b>0.630</b>	<b>0.630</b>
				<b>17.565</b>	<b>17.565</b>
<b>DZONGKHAG ADMINISTRATION, TRONGSA</b>					
GENERAL ADMINISTRATION AND DIRECTION SERVICES	Small Grants Programme	UNDP	0.188		0.188
				<b>0.188</b>	<b>0.188</b>
EDUCATION SERVICES	Improvement of Rural Children's Access to School	WFP	2.256		2.256
	Improvement of Education Facilities in Trongsa	CANADA	0.812		0.812
				<b>3.068</b>	<b>3.068</b>
ROADS & BRIDGES SERVICES	Restoration of Bridge and Foot Trail in Trongsa	AUSTRIAN	4.202		4.202
				<b>4.202</b>	<b>4.202</b>
RELIGION AND CULTURAL SERVICES	Renovation of Trongsa Dzong, Phase II	AUSTRIAN	1.778		1.778
				<b>1.778</b>	<b>1.778</b>
				<b>9.234</b>	<b>9.234</b>
<b>DZONGKHAG ADMINISTRATION, LHUENTSE</b>					
EDUCATION SERVICES	Improvement of Rural Children's Access to School	WFP	0.360		0.360
	Improving Resource of Facilitate the Quality of Edu.	CANADA	0.374		0.374
				<b>0.734</b>	<b>0.734</b>
<b>DZONGKHAG ADMINISTRATION, MONGAR</b>					
GENERAL ADMINISTRATION AND DIRECTION SERVICES	Small Grants Programme	UNDP	0.899		0.899



**Financial Statements of the Royal Government for the Year Ending 30th June, 2006**

<b>STATEMENT OF EXTERNAL GRANTS RECEIVED DURING THE FISCAL YEAR 2005-2006: BY AGENCY</b>					
				Nu in Millions	
<b>SPENDING AGENCY/ PROGRAM</b>	<b>PROJECT NAME</b>	<b>DONOR</b>	<b>AMOUNT</b>		
			<b>0.899</b>		<b>0.899</b>
EDUCATION SERVICES	Improvement of Rural Children's Access to School	WFP	1.010		1.010
	Establishment of Youth Cum Resource Centre in Mongar LSS	CANADA	0.345		0.345
			<b>1.355</b>		<b>1.355</b>
ROADS & BRIDGES SERVICES	Improvement of Rural Household's Access to S. & Agriculture	WFP	0.431		0.431
			<b>0.431</b>		<b>0.431</b>
			<b>2.685</b>		<b>2.685</b>
<b>DZONGKHAG ADMINISTRATION, PEMAGATSHEL</b>					
EDUCATION SERVICES	Improvement of Rural Children's Access to School	WFP	1.134		1.134
			<b>1.134</b>		<b>1.134</b>
<b>DZONGKHAG ADMINISTRATION, SAMDRUP JONGKHAR</b>					
EDUCATION SERVICES	Improvement of Rural Children's Access to School	WFP	0.964		0.964
			<b>0.964</b>		<b>0.964</b>
<b>DZONGKHAG ADMINISTRATION, TRASHIGANG</b>					
GENERAL ADMINISTRATION AND DIRECTION SERVICES	Small Grants Programme	UNDP	2.935		2.935
			<b>2.935</b>		<b>2.935</b>
EDUCATION SERVICES	Improvement of Rural Children's Access to School	WFP	1.079		1.079
			<b>1.079</b>		<b>1.079</b>
			<b>4.014</b>		<b>4.014</b>
<b>DZONGKHAG ADMINISTRATION, THIMPHU</b>					
GENERAL ADMINISTRATION AND DIRECTION SERVICES	Small Grants Programme	UNDP	0.097		0.097
			<b>0.097</b>		<b>0.097</b>
EDUCATION SERVICES	Improvement of Rural Children's Access to School	WFP	0.488		0.488
			<b>0.488</b>		<b>0.488</b>
			<b>0.585</b>		<b>0.585</b>
<b>DZONGKHAG ADMINISTRATION, GASA</b>					
EDUCATION SERVICES	Improvement of Rural Children's Access to School	WFP	1.508		1.508
			<b>1.508</b>		<b>1.508</b>
	<b>Programme Grant (9th Plan)</b>	<b>GOI</b>	<b>1,700.000</b>		<b>1,700.000</b>
<b>GRAND TOTAL</b>			<b>5,319.961</b>	<b>1,062.576</b>	<b>6,382.537</b>

**STATEMENT OF REVISED BUDGET & ACTUAL OUTCOME COMPARISON FOR THE FY 2005-2006: BY PROGRAM**

ADMINISTRATIVE & PROGRAM NAME	Nu. in Millions												
	REVISED APPROPRIATIONS				ACTUAL ANNUAL EXPENDITURE				AMOUNT OF VARIATION				
	CURRENT	CAPITAL	LEND/ REPAY	TOTAL	CURRENT	CAPITAL	LEND/ REPAY	TOTAL	CURRENT	CAPITAL	LEND/ REPAY	TOTAL	VAR %
HIS MAJESTY'S SECRETARIAT													
GENERAL ADMI. AND DIRECTION SERVICES	15.736	0.286		16.022	15.337	0.225		15.562	0.399	0.061		0.460	2.87
	<b>15.736</b>	<b>0.286</b>		<b>16.022</b>	<b>15.337</b>	<b>0.225</b>		<b>15.562</b>	<b>0.399</b>	<b>0.061</b>		<b>0.460</b>	<b>2.87</b>
NATIONAL ASSEMBLY OF BHUTAN													
GENERAL ADMI. AND DIRECTION SERVICES	32.064	7.185		39.249	29.023	6.277		35.300	3.041	0.908		3.949	10.06
	<b>32.064</b>	<b>7.185</b>		<b>39.249</b>	<b>29.023</b>	<b>6.277</b>		<b>35.300</b>	<b>3.041</b>	<b>0.908</b>		<b>3.949</b>	<b>10.06</b>
ROYAL ADVISORY COUNCIL													
GENERAL ADMI. AND DIRECTION SERVICES	10.432	0.900		11.332	9.328	0.706		10.034	1.104	0.194		1.298	11.45
	<b>10.432</b>	<b>0.900</b>		<b>11.332</b>	<b>9.328</b>	<b>0.706</b>		<b>10.034</b>	<b>1.104</b>	<b>0.194</b>		<b>1.298</b>	<b>11.45</b>
COUNCIL FOR RELIGIOUS AFFAIRS													
GENERAL ADMI. AND DIRECTION SERVICES	28.338	29.692		58.030	27.295	18.458		45.753	1.043	11.234		12.277	21.16
MONK BODY (RABDEY) DIRECTION SERVICES	166.589	15.229		181.818	165.325	15.148		180.473	1.264	0.081		1.345	0.74
	<b>194.927</b>	<b>44.921</b>		<b>239.848</b>	<b>192.620</b>	<b>33.606</b>		<b>226.226</b>	<b>2.307</b>	<b>11.315</b>		<b>13.622</b>	<b>5.68</b>
JUDICIARY													
GENERAL ADMI. AND DIRECTION SERVICES	84.271	56.568		140.839	81.148	31.803		112.952	3.123	24.765		27.887	19.80
	<b>84.271</b>	<b>56.568</b>		<b>140.839</b>	<b>81.148</b>	<b>31.803</b>		<b>112.952</b>	<b>3.123</b>	<b>24.765</b>		<b>27.887</b>	<b>19.80</b>
ROYAL AUDIT AUTHORITY													
GENERAL ADMI. AND DIRECTION SERVICES	44.744	8.266		53.010	42.711	7.615		50.326	2.033	0.651		2.684	5.06
	<b>44.744</b>	<b>8.266</b>		<b>53.010</b>	<b>42.711</b>	<b>7.615</b>		<b>50.326</b>	<b>2.033</b>	<b>0.651</b>		<b>2.684</b>	<b>5.06</b>
ROYAL CIVIL SERVICE COMMISSION													
GENERAL ADMI. AND DIRECTION SERVICES	22.201	61.715		83.916	20.041	50.198		70.239	2.160	11.517		13.677	16.30
	<b>22.201</b>	<b>61.715</b>		<b>83.916</b>	<b>20.041</b>	<b>50.198</b>		<b>70.239</b>	<b>2.160</b>	<b>11.517</b>		<b>13.677</b>	<b>16.30</b>
BHUTAN OLYMPIC COMMITTEE													
GENERAL ADMI. AND DIRECTION SERVICES	16.884	1.406		18.290	10.628	1.405		12.033	6.256	0.001		6.257	34.21
	<b>16.884</b>	<b>1.406</b>		<b>18.290</b>	<b>10.628</b>	<b>1.405</b>		<b>12.033</b>	<b>6.256</b>	<b>0.001</b>		<b>6.257</b>	<b>34.21</b>
NATIONAL ENVIRONMENT COMMISSION													
GENERAL ADMI. AND DIRECTION SERVICES	30.259	46.526		76.785	25.927	33.699		59.627	4.332	12.827		17.158	22.35
	<b>30.259</b>	<b>46.526</b>		<b>76.785</b>	<b>25.927</b>	<b>33.699</b>		<b>59.627</b>	<b>4.332</b>	<b>12.827</b>		<b>17.158</b>	<b>22.35</b>
ROYAL INSTITUTE OF MANAGEMENT													
GENERAL ADMI. AND DIRECTION SERVICES	18.893	28.077		46.970	17.803	24.284		42.087	1.090	3.793		4.883	10.40
	<b>18.893</b>	<b>28.077</b>		<b>46.970</b>	<b>17.803</b>	<b>24.284</b>		<b>42.087</b>	<b>1.090</b>	<b>3.793</b>		<b>4.883</b>	<b>10.40</b>
CENTRE FOR BHUTAN STUDIES													
GENERAL ADMI. AND DIRECTION SERVICES	9.705	4.003		13.708	8.256	2.972		11.228	1.449	1.031		2.480	18.09
	<b>9.705</b>	<b>4.003</b>		<b>13.708</b>	<b>8.256</b>	<b>2.972</b>		<b>11.228</b>	<b>1.449</b>	<b>1.031</b>		<b>2.480</b>	<b>18.09</b>
CABINET SECRETARIAT													
GENERAL ADMI. AND DIRECTION SERVICES	9.435	0.711		10.146	9.037	0.647		9.684	0.398	0.064		0.462	4.55
	<b>9.435</b>	<b>0.711</b>		<b>10.146</b>	<b>9.037</b>	<b>0.647</b>		<b>9.684</b>	<b>0.398</b>	<b>0.064</b>		<b>0.462</b>	<b>4.55</b>

**STATEMENT OF REVISED BUDGET & ACTUAL OUTCOME COMPARISON FOR THE FY 2005-2006: BY PROGRAM**

ADMINISTRATIVE & PROGRAM NAME	Nu. in Millions												
	REVISED APPROPRIATIONS				ACTUAL ANNUAL EXPENDITURE				AMOUNT OF VARIATION				
	CURRENT	CAPITAL	LEND/ REPAY	TOTAL	CURRENT	CAPITAL	LEND/ REPAY	TOTAL	CURRENT	CAPITAL	LEND/ REPAY	TOTAL	VAR %
OFFICE OF LEGAL AFFAIRS													
GENERAL ADMI. AND DIRECTION SERVICES	17.564	4.464		22.028	16.720	3.945		20.666	0.844	0.519		1.362	6.18
	<b>17.564</b>	<b>4.464</b>		<b>22.028</b>	<b>16.720</b>	<b>3.945</b>		<b>20.666</b>	<b>0.844</b>	<b>0.519</b>		<b>1.362</b>	<b>6.18</b>
ROYAL UNIVERSITY OF BHUTAN													
GENERAL ADMI. AND DIRECTION SERVICES	8.847	6.194		15.041	7.844	3.451		11.296	1.003	2.743		3.745	24.90
COLLEGE SERVICES	188.497	120.527		309.024	173.430	104.963		278.393	15.067	15.564		30.631	9.91
	<b>197.344</b>	<b>126.721</b>		<b>324.065</b>	<b>181.275</b>	<b>108.414</b>		<b>289.689</b>	<b>16.069</b>	<b>18.307</b>		<b>34.376</b>	<b>10.61</b>
NATIONAL STATISTICAL BUREAU													
GENERAL ADMI. AND DIRECTION SERVICES	14.727	7.006		21.733	9.305	1.758		11.064	5.422	5.248		10.669	49.09
	<b>14.727</b>	<b>7.006</b>		<b>21.733</b>	<b>9.305</b>	<b>1.758</b>		<b>11.064</b>	<b>5.422</b>	<b>5.248</b>		<b>10.669</b>	<b>49.09</b>
ANTI-CORRUPTION COMMISSION													
GENERAL ADMI. AND DIRECTION SERVICES	3.660	9.167		12.827	1.991	7.384		9.375	1.669	1.783		3.452	26.91
	<b>3.660</b>	<b>9.167</b>		<b>12.827</b>	<b>1.991</b>	<b>7.384</b>		<b>9.375</b>	<b>1.669</b>	<b>1.783</b>		<b>3.452</b>	<b>26.91</b>
OFFICE OF THE ELECTION COMMISSION													
GENERAL ADMI. AND DIRECTION SERVICES	5.490	12.950		18.440	4.124	3.280		7.404	1.366	9.670		11.036	59.85
	<b>5.490</b>	<b>12.950</b>		<b>18.440</b>	<b>4.124</b>	<b>3.280</b>		<b>7.404</b>	<b>1.366</b>	<b>9.670</b>		<b>11.036</b>	<b>59.85</b>
MINISTRY OF HOME AND CULTURAL AFFAIRS													
GENERAL ADMI. AND DIRECTION SERVICES	37.092	18.575		55.667	28.330	12.911		41.241	8.762	5.664		14.426	25.92
ROYAL BHUTAN POLICE SERVICES	466.868	71.602		538.470	459.407	55.207		514.614	7.461	16.395		23.856	4.43
REGISTRATION AND CENSUS SERVICES	22.379	16.410		38.789	15.296	15.146		30.442	7.083	1.264		8.347	21.52
IMMIGRATION SERVICES	16.931	3.598		20.529	15.365	2.970		18.336	1.566	0.628		2.193	10.68
CULTURAL SERVICES	46.444	63.314		109.758	40.505	43.097		83.601	5.939	20.217		26.157	23.83
DEPARTMENT OF LOCAL GOVERNANCE	4.040	2.823		6.863	3.214	1.065		4.279	0.826	1.758		2.584	37.65
	<b>593.754</b>	<b>176.322</b>		<b>770.076</b>	<b>562.116</b>	<b>130.397</b>		<b>692.513</b>	<b>31.638</b>	<b>45.925</b>		<b>77.563</b>	<b>10.07</b>
MINISTRY OF FINANCE													
GENERAL ADMI. AND DIRECTION SERVICES	154.531	102.534		257.065	125.540	75.899		201.439	28.991	26.635		55.626	21.64
BUDGET AND ACCOUNTS SERVICES	12.737	19.655		32.392	11.345	8.578		19.923	1.392	11.077		12.469	38.49
REVENUE & CUSTOMS SERVICES	97.505	28.937		126.442	92.139	14.979		107.118	5.366	13.958		19.324	15.28
AID & DEBT MANAGEMENT SERVICES	371.533	36.620	771.390	1,179.543	342.651	24.147	438.784	805.582	28.882	12.473	332.606	373.961	31.70
COMMON PUBLIC EXPENDITURES	576.025	427.684	2,253.023	3,256.732	445.627	364.665	2,253.023	3,063.315	130.398	63.019		193.417	5.94
NATIONAL PROPERTY SERVICES	38.512	14.602		53.114	34.155	8.790		42.945	4.357	5.812		10.169	19.15
PLANNING COMMISSION SECRETARIAT	11.774	17.542		29.316	9.088	13.247		22.335	2.686	4.295		6.981	23.81
	<b>1,262.617</b>	<b>647.574</b>	<b>3,024.413</b>	<b>4,934.604</b>	<b>1,060.544</b>	<b>510.304</b>	<b>2,691.807</b>	<b>4,262.655</b>	<b>202.073</b>	<b>137.270</b>	<b>332.606</b>	<b>671.949</b>	<b>13.62</b>
MINISTRY OF FOREIGN AFFAIRS													
GENERAL ADMI. AND DIRECTION SERVICES	67.182	26.904		94.086	61.070	17.542		78.611	6.112	9.362		15.475	16.45
FOREIGN RELATIONS ABROAD	160.019	7.241		167.260	146.221	1.674		147.895	13.798	5.567		19.365	11.58
	<b>227.201</b>	<b>34.145</b>		<b>261.346</b>	<b>207.291</b>	<b>19.216</b>		<b>226.506</b>	<b>19.910</b>	<b>14.929</b>		<b>34.840</b>	<b>13.33</b>

**STATEMENT OF REVISED BUDGET & ACTUAL OUTCOME COMPARISON FOR THE FY 2005-2006: BY PROGRAM**

ADMINISTRATIVE & PROGRAM NAME	Nu. in Millions												
	REVISED APPROPRIATIONS				ACTUAL ANNUAL EXPENDITURE				AMOUNT OF VARIATION				
	CURRENT	CAPITAL	LEND/ REPAY	TOTAL	CURRENT	CAPITAL	LEND/ REPAY	TOTAL	CURRENT	CAPITAL	LEND/ REPAY	TOTAL	VAR %
<b>MINISTRY OF AGRICULTURE</b>													
GENERAL ADMI. AND DIRECTION SERVICES	196.205	205.896		402.101	177.112	137.259		314.371	19.093	68.637		87.730	21.82
SURVEY AND LAND RECORD SERVICES	42.139	23.640		65.779	40.635	22.901		63.535	1.504	0.739		2.244	3.41
AGRICULTURE SERVICES	109.942	270.263		380.205	90.814	193.696		284.510	19.128	76.567		95.695	25.17
LIVESTOCK SERVICES	90.986	233.337		324.323	80.096	79.059		159.154	10.890	154.278		165.169	50.93
FORESTRY SERVICES	246.075	167.169		413.244	227.385	104.487		331.872	18.690	62.682		81.372	19.69
COUNCIL FOR RNR RESEARCH SERVICES	98.127	97.068		195.195	81.533	51.174		132.707	16.594	45.894		62.488	32.01
	<b>783.474</b>	<b>997.373</b>		<b>1,780.847</b>	<b>697.575</b>	<b>588.575</b>		<b>1,286.150</b>	<b>85.899</b>	<b>408.798</b>		<b>494.697</b>	<b>27.78</b>
<b>MINISTRY OF TRADE AND INDUSTRY</b>													
GENERAL ADMI. AND DIRECTION SERVICES	49.552	29.901		79.453	45.488	22.186		67.675	4.064	7.715		11.778	14.82
TRADE SERVICES	12.720	19.114		31.834	9.915	8.262		18.176	2.805	10.852		13.658	42.90
GEOLOGY AND MINES SERVICES	35.452	35.169		70.621	32.916	29.391		62.308	2.536	5.778		8.313	11.77
ENERGY SERVICES	42.672	453.979		496.651	37.392	440.238		477.630	5.280	13.741		19.021	3.83
INDUSTRIES SERVICES	14.022	51.015		65.037	12.733	18.769		31.502	1.289	32.246		33.535	51.56
TOURISM SERVICES	21.484	33.754		55.238	20.008	24.298		44.305	1.476	9.456		10.933	19.79
	<b>175.902</b>	<b>622.932</b>		<b>798.834</b>	<b>158.452</b>	<b>543.144</b>		<b>701.596</b>	<b>17.450</b>	<b>79.788</b>		<b>97.238</b>	<b>12.17</b>
<b>MIN. OF WORKS AND HUMAN SETTLEMENT</b>													
GENERAL ADMI. AND DIRECTION SERVICES	36.385	29.313		65.698	34.813	24.028		58.841	1.572	5.285		6.857	10.44
ROADS & BRIDGES SERVICES	207.596	1,845.000		2,052.596	201.648	1,625.924		1,827.572	5.948	219.076		225.024	10.96
URBAN DEV. AND ENGINEERING SERVICES	45.484	276.521		322.005	39.550	179.818		219.369	5.934	96.703		102.636	31.87
NATIONAL HOUSING DEVELOPMENT CORPT.	12.954	262.062		275.016	12.638	181.396		194.034	0.316	80.666		80.982	29.45
	<b>302.419</b>	<b>2,412.896</b>		<b>2,715.315</b>	<b>288.649</b>	<b>2,011.167</b>		<b>2,299.815</b>	<b>13.770</b>	<b>401.729</b>		<b>415.500</b>	<b>15.30</b>
<b>MINISTRY OF INFORMATION AND COM.</b>													
GENERAL ADMI. AND DIRECTION SERVICES	23.209	10.795		34.004	21.047	8.347		29.394	2.162	2.448		4.610	13.56
CIVIL AVIATION SERVICES	39.814	172.028		211.842	37.566	168.629		206.195	2.248	3.399		5.647	2.67
ROAD SAFETY AND TRANSPORT SERVICES	23.135	26.585		49.720	21.170	23.283		44.454	1.965	3.302		5.266	10.59
INFORMATION AND TECHNOLOGY SERVICES	15.864	92.521		108.385	12.480	79.447		91.928	3.384	13.074		16.457	15.18
INFORMATION AND MEDIA SERVICES	2.572	0.995		3.567	1.898	0.233		2.131	0.674	0.762		1.436	40.25
	<b>104.594</b>	<b>302.924</b>		<b>407.518</b>	<b>94.162</b>	<b>279.939</b>		<b>374.101</b>	<b>10.432</b>	<b>22.985</b>		<b>33.417</b>	<b>8.20</b>
<b>MINISTRY OF HEALTH</b>													
GENERAL ADMI. AND DIRECTION SERVICES	102.208	548.384		650.592	86.942	438.886		525.828	15.266	109.498		124.764	19.18
PUBLIC HEALTH SERVICES	87.149	186.756		273.905	67.059	151.749		218.808	20.090	35.007		55.097	20.12
MEDICAL SERVICES	470.024	111.245		581.269	406.829	96.696		503.525	63.195	14.549		77.744	13.37
	<b>659.381</b>	<b>846.385</b>		<b>1,505.766</b>	<b>560.830</b>	<b>687.331</b>		<b>1,248.161</b>	<b>98.551</b>	<b>159.054</b>		<b>257.605</b>	<b>17.11</b>
<b>MINISTRY OF EDUCATION</b>													
GENERAL ADMI. AND DIRECTION SERVICES	91.999	396.963		488.962	84.503	305.846		390.349	7.496	91.117		98.613	20.17
ADULT AND HIGHER EDUCATION SERVICES	12.922	170.689		183.611	4.891	68.324		73.215	8.031	102.365		110.396	60.12

**STATEMENT OF REVISED BUDGET & ACTUAL OUTCOME COMPARISON FOR THE FY 2005-2006: BY PROGRAM**

ADMINISTRATIVE & PROGRAM NAME	Nu. in Millions												
	REVISED APPROPRIATIONS				ACTUAL ANNUAL EXPENDITURE				AMOUNT OF VARIATION				
	CURRENT	CAPITAL	LEND/ REPAY	TOTAL	CURRENT	CAPITAL	LEND/ REPAY	TOTAL	CURRENT	CAPITAL	LEND/ REPAY	TOTAL	VAR %
SCHOOL EDUCATION SERVICES	73.434	130.609		204.043	21.863	91.490		113.353	51.571	39.119		90.690	44.45
DEPART. OF YOUTH, CULTURE AND SPORTS	39.201	15.723		54.924	33.756	9.988		43.745	5.445	5.735		11.179	20.35
DZONGKHA DEVELOPMENT AUTHORITY	10.664	2.007		12.671	10.055	1.184		11.239	0.609	0.823		1.432	11.30
	<b>228.220</b>	<b>715.991</b>		<b>944.211</b>	<b>155.068</b>	<b>476.833</b>		<b>631.901</b>	<b>73.152</b>	<b>239.158</b>		<b>312.310</b>	<b>33.08</b>
MIN. OF LABOUR AND HUMAN RESOURCES													
GENERAL ADMI. AND DIRECTION SERVICES	10.116	1.584		11.700	9.746	1.189		10.935	0.370	0.395		0.765	6.54
HUMAN RESOURCES SERVICES	74.784	220.706		295.490	67.695	112.855		180.551	7.089	107.851		114.939	38.90
VOCATIONAL QUALIFICATION AUTHORITY	3.174	0.700		3.874	2.951	0.595		3.546	0.223	0.105		0.328	8.46
LABOUR SERVICES	4.100	9.745		13.845	3.880	9.692		13.572	0.220	0.053		0.273	1.97
EMPLOYMENT SERVICES	6.607	0.901		7.508	6.260	0.863		7.122	0.347	0.038		0.386	5.14
	<b>98.781</b>	<b>233.636</b>		<b>332.417</b>	<b>90.532</b>	<b>125.194</b>		<b>215.726</b>	<b>8.249</b>	<b>108.442</b>		<b>116.691</b>	<b>35.10</b>
DZONGKHAG ADMINISTRATION ,CHHUKHA													
GENERAL ADMI. AND DIRECTION SERVICES	21.740	9.573		31.313	20.048	9.153		29.201	1.692	0.420		2.112	6.75
SURVEY AND LAND RECORD SERVICES	0.930			0.930	0.872			0.872	0.058			0.058	6.19
REGISTRATION AND CENSUS SERVICES	9.160	2.400		11.560	8.994	1.893		10.887	0.166	0.507		0.673	5.82
EDUCATION SERVICES	104.990	22.689		127.679	102.008	15.936		117.944	2.982	6.753		9.735	7.62
HEALTH SERVICES	28.650	0.370		29.020	26.473	0.363		26.836	2.177	0.007		2.184	7.53
AGRICULTURE SERVICES	6.066	1.880		7.946	5.359	1.125		6.484	0.707	0.755		1.462	18.40
LIVESTOCK SERVICES	7.152	2.070		9.222	6.384	0.560		6.945	0.768	1.510		2.277	24.69
FORESTRY SERVICES	3.435	1.000		4.435	2.934	0.261		3.196	0.501	0.739		1.239	27.94
URBAN DEV. AND ENGINEERING SERVICES	6.832	4.849		11.681	6.784	1.942		8.726	0.048	2.907		2.955	25.29
RELIGION AND CULTURAL SERVICES	0.360	1.070		1.430	0.172	1.028		1.200	0.188	0.042		0.230	16.10
	<b>189.315</b>	<b>45.901</b>		<b>235.216</b>	<b>180.029</b>	<b>32.262</b>		<b>212.291</b>	<b>9.286</b>	<b>13.639</b>		<b>22.925</b>	<b>9.75</b>
SAMPHELING GEOG													
GENERAL ADMI. AND DIRECTION SERVICES	0.316	0.650		0.966	0.293	0.636		0.929	0.023	0.014		0.037	3.85
EDUCATION SERVICES	0.200		0.200						0.200		0.200		100.00
HEALTH SERVICES	0.017		0.017		0.016		0.016		0.001		0.001		3.12
AGRICULTURE SERVICES	0.025	0.210		0.235	0.025	0.010		0.035	0.200		0.200		85.15
LIVESTOCK SERVICES	0.010		0.010		0.010		0.010						
	<b>0.341</b>	<b>1.087</b>		<b>1.428</b>	<b>0.318</b>	<b>0.672</b>		<b>0.990</b>	<b>0.023</b>	<b>0.415</b>		<b>0.438</b>	<b>30.66</b>
BONGO GEOG													
GENERAL ADMI. AND DIRECTION SERVICES	0.414			0.414	0.350			0.350	0.064			0.064	15.44
EDUCATION SERVICES	0.550		0.550		0.293		0.293		0.257		0.257		46.77
HEALTH SERVICES	0.029		0.029		0.029		0.029		0.000		0.000		0.38
AGRICULTURE SERVICES	0.035	0.010		0.045	0.035	0.010		0.045					
LIVESTOCK SERVICES	0.020		0.020		0.018		0.018		0.002		0.002		10.00
FORESTRY SERVICES	0.005	0.010		0.015	0.005	0.010		0.015					

**STATEMENT OF REVISED BUDGET & ACTUAL OUTCOME COMPARISON FOR THE FY 2005-2006: BY PROGRAM**

ADMINISTRATIVE & PROGRAM NAME	Nu. in Millions												
	REVISED APPROPRIATIONS				ACTUAL ANNUAL EXPENDITURE				AMOUNT OF VARIATION				
	CURRENT	CAPITAL	LEND/ REPAY	TOTAL	CURRENT	CAPITAL	LEND/ REPAY	TOTAL	CURRENT	CAPITAL	LEND/ REPAY	TOTAL	VAR %
ROADS & BRIDGES SERVICES	0.050		0.050		0.048		0.048		0.002		0.002		3.33
	<b>0.454</b>	<b>0.669</b>		<b>1.123</b>	<b>0.390</b>	<b>0.408</b>		<b>0.798</b>	<b>0.064</b>	<b>0.261</b>		<b>0.325</b>	<b>28.94</b>
CHAPCHHA GEOWG													
GENERAL ADMI. AND DIRECTION SERVICES	0.314	0.220		0.534	0.292	0.219		0.511	0.022	0.001		0.023	4.27
EDUCATION SERVICES	0.300		0.300		0.245		0.245		0.055		0.055		18.48
HEALTH SERVICES	0.017		0.017		0.016		0.016		0.001		0.001		3.12
AGRICULTURE SERVICES	0.030	0.310		0.340	0.030	0.195		0.225	0.115		0.115		33.80
LIVESTOCK SERVICES	0.010		0.010		0.010		0.010						
FORESTRY SERVICES	0.005	0.060		0.065	0.005	0.049		0.054	0.011		0.011		17.42
RELIGION AND CULTURAL SERVICES	0.400		0.400		0.400		0.400		0.000		0.000		0.00
	<b>0.349</b>	<b>1.317</b>		<b>1.666</b>	<b>0.327</b>	<b>1.134</b>		<b>1.461</b>	<b>0.022</b>	<b>0.183</b>		<b>0.205</b>	<b>12.31</b>
DUNGNA GEOWG													
GENERAL ADMI. AND DIRECTION SERVICES	0.299	0.050		0.349	0.287	0.045		0.331	0.012	0.005		0.018	5.11
HEALTH SERVICES	0.051		0.051		0.033		0.033		0.018		0.018		35.41
AGRICULTURE SERVICES	0.025	0.010		0.035	0.025	0.010		0.035					
LIVESTOCK SERVICES	0.020		0.020		0.018		0.018		0.002		0.002		10.20
FORESTRY SERVICES	0.005	0.010		0.015	0.005	0.010		0.015					
	<b>0.329</b>	<b>0.141</b>		<b>0.470</b>	<b>0.317</b>	<b>0.115</b>		<b>0.432</b>	<b>0.012</b>	<b>0.026</b>		<b>0.038</b>	<b>8.07</b>
GELING GEOWG													
GENERAL ADMI. AND DIRECTION SERVICES	0.299			0.299	0.279			0.279	0.020			0.020	6.67
HEALTH SERVICES	0.157		0.157		0.071		0.071		0.086		0.086		54.91
AGRICULTURE SERVICES	0.025	0.010		0.035	0.025	0.010		0.035					
LIVESTOCK SERVICES	0.020		0.020		0.018		0.018		0.002		0.002		10.00
FORESTRY SERVICES	0.010		0.010		0.010		0.010						
ROADS & BRIDGES SERVICES	0.050		0.050						0.050		0.050		100.00
	<b>0.324</b>	<b>0.247</b>		<b>0.571</b>	<b>0.304</b>	<b>0.109</b>		<b>0.413</b>	<b>0.020</b>	<b>0.138</b>		<b>0.158</b>	<b>27.70</b>
DARLA GEOWG													
GENERAL ADMI. AND DIRECTION SERVICES	0.426			0.426	0.352			0.352	0.074			0.074	17.26
EDUCATION SERVICES	0.300		0.300		0.300		0.300						
HEALTH SERVICES	0.046		0.046		0.045		0.045		0.001		0.001		1.39
AGRICULTURE SERVICES	0.030	0.310		0.340	0.030	0.010		0.040	0.300		0.300		88.24
LIVESTOCK SERVICES	0.010		0.010		0.010		0.010						
FORESTRY SERVICES	0.005	0.010		0.015	0.005	0.010		0.015					
RELIGION AND CULTURAL SERVICES	0.750		0.750		0.666		0.666		0.084		0.084		11.19
	<b>0.461</b>	<b>1.426</b>		<b>1.887</b>	<b>0.387</b>	<b>1.041</b>		<b>1.429</b>	<b>0.074</b>	<b>0.385</b>		<b>0.458</b>	<b>24.27</b>
GETENA GEOWG													
GENERAL ADMI. AND DIRECTION SERVICES	0.299	0.600		0.899	0.258			0.258	0.041	0.600		0.641	71.30

**STATEMENT OF REVISED BUDGET & ACTUAL OUTCOME COMPARISON FOR THE FY 2005-2006: BY PROGRAM**

ADMINISTRATIVE & PROGRAM NAME	Nu. in Millions												
	REVISED APPROPRIATIONS				ACTUAL ANNUAL EXPENDITURE				AMOUNT OF VARIATION				
	CURRENT	CAPITAL	LEND/ REPAY	TOTAL	CURRENT	CAPITAL	LEND/ REPAY	TOTAL	CURRENT	CAPITAL	LEND/ REPAY	TOTAL	VAR %
AGRICULTURE SERVICES	0.025	0.310		0.335	0.022	0.153		0.175	0.003	0.157		0.160	47.82
LIVESTOCK SERVICES	0.010		0.010		0.010		0.010						
FORESTRY SERVICES	0.005	0.010		0.015	0.010		0.010	0.005			0.005		33.33
RELIGION AND CULTURAL SERVICES	0.200		0.200						0.200		0.200		100.00
	<b>0.329</b>	<b>1.130</b>		<b>1.459</b>	<b>0.280</b>	<b>0.173</b>	<b>0.453</b>	<b>0.049</b>	<b>0.957</b>		<b>1.006</b>		<b>68.97</b>
<b>BJACHHO GEWOG</b>													
GENERAL ADMI. AND DIRECTION SERVICES	0.339	0.500		0.839	0.293	0.011	0.304	0.046	0.489		0.535		63.81
EDUCATION SERVICES	0.450		0.450		0.246		0.246		0.204		0.204		45.43
AGRICULTURE SERVICES	0.035	0.010		0.045	0.035	0.010	0.045	0.000			0.000		0.20
LIVESTOCK SERVICES	0.010		0.010		0.010		0.010						
FORESTRY SERVICES	0.005	0.010		0.015	0.005	0.010	0.015						
RELIGION AND CULTURAL SERVICES	0.400		0.400		0.400		0.400						
	<b>0.379</b>	<b>1.380</b>		<b>1.759</b>	<b>0.333</b>	<b>0.686</b>	<b>1.019</b>	<b>0.046</b>	<b>0.694</b>		<b>0.740</b>		<b>42.06</b>
<b>LOKCHINA GEWOG</b>													
GENERAL ADMI. AND DIRECTION SERVICES	0.299	0.600		0.899	0.289	0.009	0.298	0.010	0.591		0.601		66.86
HEALTH SERVICES	0.058		0.058		0.057		0.057		0.001		0.001		1.78
AGRICULTURE SERVICES	0.025	0.010		0.035	0.024	0.010	0.034	0.001			0.001		2.83
LIVESTOCK SERVICES	0.020		0.020		0.018		0.018		0.002		0.002		10.00
FORESTRY SERVICES	0.005	0.010		0.015	0.005	0.010	0.015						
	<b>0.329</b>	<b>0.698</b>		<b>1.027</b>	<b>0.318</b>	<b>0.103</b>	<b>0.422</b>	<b>0.011</b>	<b>0.595</b>		<b>0.605</b>		<b>58.91</b>
<b>METAKHA GEWOG</b>													
GENERAL ADMI. AND DIRECTION SERVICES	0.299	0.050		0.349	0.283	0.050	0.333	0.016	0.000		0.016		4.57
AGRICULTURE SERVICES	0.025	0.210		0.235	0.025	0.210	0.235						
LIVESTOCK SERVICES	0.032		0.032		0.030		0.030		0.002		0.002		6.40
FORESTRY SERVICES	0.010	0.010		0.020	0.006	0.010	0.016	0.004			0.004		17.82
ROADS & BRIDGES SERVICES	0.125		0.125		0.089		0.089		0.036		0.036		28.46
	<b>0.334</b>	<b>0.427</b>		<b>0.761</b>	<b>0.315</b>	<b>0.389</b>	<b>0.704</b>	<b>0.019</b>	<b>0.038</b>		<b>0.057</b>		<b>7.51</b>
<b>PHUENTSHOLING GEWOG</b>													
GENERAL ADMI. AND DIRECTION SERVICES	0.307	0.020		0.327	0.300	0.020	0.320	0.007			0.007		2.07
EDUCATION SERVICES	0.300		0.300		0.283		0.283		0.017		0.017		5.74
HEALTH SERVICES	0.024		0.024		0.024		0.024		0.000		0.000		1.00
AGRICULTURE SERVICES	0.025	0.460		0.485	0.025	0.363	0.388		0.097		0.097		20.06
LIVESTOCK SERVICES	0.014		0.014		0.013		0.013		0.001		0.001		7.14
FORESTRY SERVICES	0.005	0.010		0.015	0.005	0.010	0.015		0.000		0.000		0.33
ROADS & BRIDGES SERVICES	0.077		0.077		0.071		0.071		0.006		0.006		7.49
	<b>0.337</b>	<b>0.905</b>		<b>1.242</b>	<b>0.330</b>	<b>0.783</b>	<b>1.114</b>	<b>0.007</b>	<b>0.122</b>		<b>0.128</b>		<b>10.33</b>
DZONGKHAG ADMINISTRATION,HAA													

**STATEMENT OF REVISED BUDGET & ACTUAL OUTCOME COMPARISON FOR THE FY 2005-2006: BY PROGRAM**

ADMINISTRATIVE & PROGRAM NAME	Nu. in Millions												
	REVISED APPROPRIATIONS				ACTUAL ANNUAL EXPENDITURE				AMOUNT OF VARIATION				
	CURRENT	CAPITAL	LEND/ REPAY	TOTAL	CURRENT	CAPITAL	LEND/ REPAY	TOTAL	CURRENT	CAPITAL	LEND/ REPAY	TOTAL	VAR %
GENERAL ADM. AND DIRECTION SERVICES	11.085	0.720		11.805	10.273	0.632	10.905	0.812	0.088		0.900		7.63
SURVEY AND LAND RECORD SERVICES	0.651	0.110		0.761	0.616	0.110	0.726	0.035			0.035		4.61
REGISTRATION AND CENSUS SERVICES	0.773	0.035		0.808	0.770	0.035	0.805	0.003			0.003		0.42
EDUCATION SERVICES	30.474	8.714		39.188	29.490	8.485	37.975	0.984	0.229		1.213		3.09
HEALTH SERVICES	6.901	0.333		7.234	6.882	0.328	7.210	0.019	0.005		0.024		0.33
AGRICULTURE SERVICES	3.543	2.320		5.863	3.229	2.086	5.315	0.314	0.234		0.548		9.34
LIVESTOCK SERVICES	5.912	0.997		6.909	5.795	0.995	6.790	0.117	0.002		0.119		1.73
FORESTRY SERVICES	2.574	0.765		3.339	2.562	0.754	3.316	0.012	0.011		0.023		0.69
URBAN DEV. AND ENGINEERING SERVICES	5.088	3.352		8.440	5.066	2.428	7.493	0.022	0.924		0.947		11.22
RELIGION AND CULTURAL SERVICES	0.685	2.448		3.133	0.669	2.065	2.735	0.016	0.383		0.398		12.72
	<b>67.686</b>	<b>19.794</b>		<b>87.480</b>	<b>65.352</b>	<b>17.917</b>	<b>83.269</b>	<b>2.334</b>	<b>1.877</b>		<b>4.211</b>		<b>4.81</b>
<b>BJEE GEOG HAA</b>													
GENERAL ADM. AND DIRECTION SERVICES	0.368	0.190		0.558	0.290	0.165	0.454	0.078	0.025		0.104		18.57
HEALTH SERVICES	0.127		0.127		0.116		0.116		0.011		0.011		8.52
AGRICULTURE SERVICES	0.035	0.190		0.225	0.035	0.185	0.220	0.000	0.005		0.005		2.33
LIVESTOCK SERVICES	0.030		0.030		0.030		0.030						
FORESTRY SERVICES	0.005	0.110		0.115	0.005	0.104	0.109		0.006		0.006		5.10
ROADS & BRIDGES SERVICES	0.038		0.038		0.004		0.004		0.034		0.034		88.67
RELIGION AND CULTURAL SERVICES	0.733		0.733		0.730		0.730		0.003		0.003		0.41
	<b>0.408</b>	<b>1.418</b>		<b>1.826</b>	<b>0.329</b>	<b>1.334</b>	<b>1.664</b>	<b>0.079</b>	<b>0.084</b>		<b>0.162</b>		<b>8.89</b>
<b>KATSHO GEOG HAA</b>													
GENERAL ADM. AND DIRECTION SERVICES	0.321	0.322		0.643	0.316	0.273	0.590	0.005	0.049		0.053		8.26
HEALTH SERVICES	0.127		0.127		0.012		0.012		0.115		0.115		90.57
AGRICULTURE SERVICES	0.035	0.210		0.245	0.034	0.204	0.238	0.001	0.006		0.007		3.05
FORESTRY SERVICES	0.005	0.040		0.045	0.005	0.040	0.045	0.000	0.000		0.000		0.89
RELIGION AND CULTURAL SERVICES	0.400		0.400		0.392		0.392		0.008		0.008		2.07
	<b>0.361</b>	<b>1.099</b>		<b>1.460</b>	<b>0.355</b>	<b>0.921</b>	<b>1.276</b>	<b>0.006</b>	<b>0.178</b>		<b>0.184</b>		<b>12.62</b>
<b>SOMBAY GEOG HAA</b>													
GENERAL ADM. AND DIRECTION SERVICES	0.304	0.050		0.354	0.287	0.042	0.329	0.017	0.008		0.025		6.98
HEALTH SERVICES	0.045		0.045						0.045		0.045		100.00
AGRICULTURE SERVICES	0.040	0.220		0.260	0.040	0.121	0.160	0.000	0.099		0.100		38.31
LIVESTOCK SERVICES	0.012		0.012		0.010		0.010		0.002		0.002		16.67
FORESTRY SERVICES	0.010	0.160		0.170	0.010	0.159	0.169		0.001		0.001		0.64
ROADS & BRIDGES SERVICES	0.100		0.100		0.020		0.020		0.080		0.080		80.35
	<b>0.354</b>	<b>0.587</b>		<b>0.941</b>	<b>0.337</b>	<b>0.351</b>	<b>0.688</b>	<b>0.017</b>	<b>0.236</b>		<b>0.253</b>		<b>26.86</b>
<b>SAMA GEOG HAA</b>													
GENERAL ADM. AND DIRECTION SERVICES	0.331	0.720		1.051	0.272	0.539	0.811	0.059	0.181		0.240		22.84



**STATEMENT OF REVISED BUDGET & ACTUAL OUTCOME COMPARISON FOR THE FY 2005-2006: BY PROGRAM**

ADMINISTRATIVE & PROGRAM NAME	Nu. in Millions												
	REVISED APPROPRIATIONS				ACTUAL ANNUAL EXPENDITURE				AMOUNT OF VARIATION				
	CURRENT	CAPITAL	LEND/ REPAY	TOTAL	CURRENT	CAPITAL	LEND/ REPAY	TOTAL	CURRENT	CAPITAL	LEND/ REPAY	TOTAL	VAR %
HEALTH SERVICES	0.144		0.144		0.102		0.102		0.042		0.042		29.23
AGRICULTURE SERVICES	0.050	0.500		0.550	0.049	0.389	0.439	0.001	0.111		0.111		20.24
FORESTRY SERVICES	0.005	0.110		0.115	0.005	0.099	0.104	0.000	0.011		0.011		9.37
ROADS & BRIDGES SERVICES	0.150		0.150		0.059		0.059		0.091		0.091		60.75
RELIGION AND CULTURAL SERVICES	0.400		0.400		0.400		0.400						
	<b>0.386</b>	<b>2.024</b>		<b>2.410</b>	<b>0.326</b>	<b>1.589</b>	<b>1.915</b>	<b>0.060</b>	<b>0.435</b>		<b>0.495</b>		<b>20.55</b>
USEU GEOG HAA													
GENERAL ADMI. AND DIRECTION SERVICES	0.341	0.320		0.661	0.291	0.279	0.569	0.050	0.041		0.092		13.86
HEALTH SERVICES	0.127		0.127		0.084		0.084		0.043		0.043		34.17
AGRICULTURE SERVICES	0.050	0.215		0.265	0.050	0.015	0.065		0.200		0.200		75.47
FORESTRY SERVICES	0.015	0.060		0.075	0.013	0.060	0.073	0.002			0.002		2.37
ROADS & BRIDGES SERVICES	0.024		0.024		0.011		0.011		0.013		0.013		53.46
RELIGION AND CULTURAL SERVICES	0.550		0.550		0.471		0.471		0.079		0.079		14.34
	<b>0.406</b>	<b>1.296</b>		<b>1.702</b>	<b>0.354</b>	<b>0.920</b>	<b>1.274</b>	<b>0.052</b>	<b>0.376</b>		<b>0.428</b>		<b>25.17</b>
DZONGKHAG ADMINISTRATION, PARO													
GENERAL ADMI. AND DIRECTION SERVICES	15.537	7.152		22.689	14.565	6.444	21.009	0.972	0.708		1.680		7.41
SURVEY AND LAND RECORD SERVICES	1.150			1.150	1.075		1.075	0.075			0.075		6.48
REGISTRATION AND CENSUS SERVICES	0.675			0.675	0.642		0.642	0.033			0.033		4.92
EDUCATION SERVICES	77.139	19.792		96.931	74.972	18.817	93.789	2.167	0.975		3.142		3.24
HEALTH SERVICES	16.173	1.858		18.031	14.726	1.680	16.406	1.447	0.178		1.625		9.01
AGRICULTURE SERVICES	5.579	0.910		6.489	5.409	0.170	5.579	0.170	0.740		0.910		14.03
LIVESTOCK SERVICES	6.979	1.640		8.619	6.676	0.136	6.813	0.303	1.504		1.806		20.96
FORESTRY SERVICES	3.875	1.020		4.895	3.643	0.580	4.223	0.232	0.440		0.672		13.72
URBAN DEV. AND ENGINEERING SERVICES	7.848	1.730		9.578	7.479	0.683	8.162	0.369	1.047		1.416		14.79
RELIGION AND CULTURAL SERVICES	0.725	4.514		5.239	0.655	2.829	3.483	0.070	1.685		1.756		33.51
	<b>135.680</b>	<b>38.616</b>		<b>174.296</b>	<b>129.842</b>	<b>31.339</b>	<b>161.181</b>	<b>5.838</b>	<b>7.277</b>		<b>13.115</b>		<b>7.52</b>
DOBSHARI GEWOG													
GENERAL ADMI. AND DIRECTION SERVICES	0.307	0.600		0.907	0.296		0.296	0.011	0.600		0.611		67.36
HEALTH SERVICES	0.024		0.024		0.024		0.024						
AGRICULTURE SERVICES	0.050	0.315		0.365	0.045	0.256	0.301	0.005	0.059		0.064		17.61
LIVESTOCK SERVICES	0.005	0.035		0.040	0.005	0.031	0.036		0.004		0.004		9.49
FORESTRY SERVICES	0.050		0.050		0.049		0.049		0.001		0.001		1.86
ROADS & BRIDGES SERVICES	0.100		0.100		0.057		0.057		0.043		0.043		43.15
RELIGION AND CULTURAL SERVICES	0.200		0.200		0.099		0.099		0.101		0.101		50.36
	<b>0.362</b>	<b>1.324</b>		<b>1.686</b>	<b>0.346</b>	<b>0.516</b>	<b>0.862</b>	<b>0.016</b>	<b>0.808</b>		<b>0.824</b>		<b>48.86</b>
DOGAR GEOG													
GENERAL ADMI. AND DIRECTION SERVICES	0.307	1.200		1.507	0.295	1.195	1.490	0.012	0.005		0.017		1.12

**STATEMENT OF REVISED BUDGET & ACTUAL OUTCOME COMPARISON FOR THE FY 2005-2006: BY PROGRAM**

ADMINISTRATIVE & PROGRAM NAME	Nu. in Millions												
	REVISED APPROPRIATIONS				ACTUAL ANNUAL EXPENDITURE				AMOUNT OF VARIATION				
	CURRENT	CAPITAL	LEND/ REPAY	TOTAL	CURRENT	CAPITAL	LEND/ REPAY	TOTAL	CURRENT	CAPITAL	LEND/ REPAY	TOTAL	VAR %
EDUCATION SERVICES	0.500		0.500		0.491		0.491		0.009		0.009		1.86
HEALTH SERVICES	0.146		0.146		0.125		0.125		0.021		0.021		14.54
AGRICULTURE SERVICES	0.060	0.210		0.270	0.039	0.208	0.246	0.021	0.002		0.024		8.75
LIVESTOCK SERVICES	0.005	0.040		0.045	0.005	0.037	0.042		0.003		0.003		6.32
FORESTRY SERVICES	0.005	0.050		0.055	0.005	0.050	0.055		0.000		0.000		0.62
RELIGION AND CULTURAL SERVICES	0.400		0.400		0.384		0.384		0.016		0.016		3.94
	<b>0.377</b>	<b>2.546</b>		<b>2.923</b>	<b>0.344</b>	<b>2.489</b>	<b>2.833</b>	<b>0.033</b>	<b>0.057</b>		<b>0.090</b>		<b>3.08</b>
DOTEY GEWOG													
GENERAL ADMI. AND DIRECTION SERVICES	0.307	0.600		0.907	0.306	0.483	0.789	0.001	0.117		0.118		13.00
HEALTH SERVICES	0.012		0.012		0.012		0.012						
AGRICULTURE SERVICES	0.020	2.035		2.055	0.020	1.711	1.731	0.000	0.324		0.324		15.77
LIVESTOCK SERVICES	0.005	0.015		0.020	0.005	0.015	0.020		0.000		0.000		0.58
FORESTRY SERVICES	0.006	0.050		0.056	0.003	0.014	0.017	0.003	0.037		0.040		70.54
ROADS & BRIDGES SERVICES	0.100		0.100		0.100		0.100						
RELIGION AND CULTURAL SERVICES	0.400		0.400		0.293		0.293		0.107		0.107		26.67
	<b>0.338</b>	<b>3.212</b>		<b>3.550</b>	<b>0.334</b>	<b>2.628</b>	<b>2.962</b>	<b>0.004</b>	<b>0.584</b>		<b>0.588</b>		<b>16.57</b>
HOREY GEWOG													
GENERAL ADMI. AND DIRECTION SERVICES	0.307			0.307	0.301		0.301	0.006			0.006		1.86
EDUCATION SERVICES	0.600		0.600		0.491		0.491		0.109		0.109		18.12
AGRICULTURE SERVICES	0.020	0.410		0.430	0.020	0.399	0.419	0.000	0.011		0.011		2.54
LIVESTOCK SERVICES	0.005	0.015		0.020	0.005	0.015	0.020		0.000		0.000		1.21
FORESTRY SERVICES	0.005	0.050		0.055	0.005	0.050	0.055		0.000		0.000		0.49
ROADS & BRIDGES SERVICES	0.130		0.130		0.130		0.130		0.000		0.000		0.28
RELIGION AND CULTURAL SERVICES	0.200		0.200		0.199		0.199		0.001		0.001		0.46
	<b>0.337</b>	<b>1.405</b>		<b>1.742</b>	<b>0.331</b>	<b>1.284</b>	<b>1.615</b>	<b>0.006</b>	<b>0.121</b>		<b>0.127</b>		<b>7.30</b>
LANGO GEWOG													
GENERAL ADMI. AND DIRECTION SERVICES	0.307			0.307	0.282		0.282	0.025			0.025		8.17
HEALTH SERVICES	0.158		0.158		0.111		0.111		0.047		0.047		29.67
AGRICULTURE SERVICES	0.020	2.910		2.930	0.020	2.900	2.920		0.010		0.010		0.33
LIVESTOCK SERVICES	0.005	0.015		0.020	0.005	0.015	0.020						
FORESTRY SERVICES	0.005	0.050		0.055	0.005	0.049	0.054		0.001		0.001		2.44
ROADS & BRIDGES SERVICES	0.050		0.050		0.050		0.050						
RELIGION AND CULTURAL SERVICES	0.200		0.200						0.200		0.200		100.00
	<b>0.337</b>	<b>3.383</b>		<b>3.720</b>	<b>0.312</b>	<b>3.125</b>	<b>3.437</b>	<b>0.025</b>	<b>0.258</b>		<b>0.283</b>		<b>7.61</b>
LUNGYNI GEWOG													
GENERAL ADMI. AND DIRECTION SERVICES	0.307	1.176		1.483	0.295	0.937	1.232	0.012	0.239		0.251		16.95
AGRICULTURE SERVICES	0.011	0.294		0.305	0.005	0.283	0.288	0.006	0.011		0.017		5.56

**STATEMENT OF REVISED BUDGET & ACTUAL OUTCOME COMPARISON FOR THE FY 2005-2006: BY PROGRAM**

ADMINISTRATIVE & PROGRAM NAME	Nu. in Millions												
	REVISED APPROPRIATIONS				ACTUAL ANNUAL EXPENDITURE				AMOUNT OF VARIATION				
	CURRENT	CAPITAL	LEND/ REPAY	TOTAL	CURRENT	CAPITAL	LEND/ REPAY	TOTAL	CURRENT	CAPITAL	LEND/ REPAY	TOTAL	VAR %
LIVESTOCK SERVICES	0.005	0.035		0.040	0.005	0.034	0.039		0.001		0.001		3.55
FORESTRY SERVICES	0.005	0.050		0.055	0.002	0.050	0.052	0.003			0.003		5.27
ROADS & BRIDGES SERVICES	0.075		0.075		0.075		0.075						
RELIGION AND CULTURAL SERVICES	0.200		0.200		0.186		0.186		0.014		0.014		6.77
	<b>0.328</b>	<b>1.830</b>		<b>2.158</b>	<b>0.307</b>	<b>1.565</b>	<b>1.872</b>	<b>0.021</b>	<b>0.265</b>		<b>0.286</b>		<b>13.26</b>
NAJA GEOG													
GENERAL ADMI. AND DIRECTION SERVICES	0.307	0.900		1.207	0.278	0.692	0.970	0.029	0.208		0.237		19.65
HEALTH SERVICES	0.060		0.060						0.060		0.060		100.00
AGRICULTURE SERVICES	0.020	2.710		2.730	0.018	2.025	2.043	0.002	0.685		0.687		25.17
LIVESTOCK SERVICES	0.005	0.039		0.044	0.005	0.024	0.029		0.015		0.015		34.82
FORESTRY SERVICES	0.030	0.085		0.115	0.005	0.050	0.055	0.025	0.035		0.060		52.19
ROADS & BRIDGES SERVICES	0.120		0.120		0.120		0.120						
RELIGION AND CULTURAL SERVICES	0.200		0.200		0.198		0.198		0.002		0.002		0.83
	<b>0.362</b>	<b>4.114</b>		<b>4.476</b>	<b>0.306</b>	<b>3.109</b>	<b>3.415</b>	<b>0.056</b>	<b>1.005</b>		<b>1.061</b>		<b>23.71</b>
SHABA GEOG													
GENERAL ADMI. AND DIRECTION SERVICES	0.313	0.040		0.353	0.292		0.292	0.021	0.040		0.061		17.28
HEALTH SERVICES	0.128		0.128		0.036		0.036		0.092		0.092		71.64
AGRICULTURE SERVICES	0.017	1.318		1.335	0.017	0.933	0.949	0.000	0.385		0.386		28.88
LIVESTOCK SERVICES	0.005	0.015		0.020	0.005	0.015	0.020						
FORESTRY SERVICES	0.005	0.050		0.055	0.005	0.050	0.055	0.000			0.000		0.27
ROADS & BRIDGES SERVICES	0.040		0.040		0.040		0.040		0.000		0.000		0.00
RELIGION AND CULTURAL SERVICES	0.200		0.200		0.167		0.167		0.033		0.033		16.49
	<b>0.340</b>	<b>1.791</b>		<b>2.131</b>	<b>0.318</b>	<b>1.241</b>	<b>1.560</b>	<b>0.022</b>	<b>0.550</b>		<b>0.571</b>		<b>26.81</b>
TSENTO GEOG													
GENERAL ADMI. AND DIRECTION SERVICES	0.307	0.600		0.907	0.280		0.280	0.027	0.600		0.627		69.08
HEALTH SERVICES	0.048		0.048		0.048		0.048						
AGRICULTURE SERVICES	0.020	0.510		0.530	0.020	0.010	0.030		0.500		0.500		94.35
LIVESTOCK SERVICES	0.005	0.015		0.020	0.005	0.011	0.016		0.005		0.005		22.50
FORESTRY SERVICES	0.005	0.050		0.055		0.050	0.050	0.005	0.000		0.005		9.22
ROADS & BRIDGES SERVICES	0.063		0.063		0.029		0.029		0.034		0.034		54.04
RELIGION AND CULTURAL SERVICES	0.200		0.200						0.200		0.200		100.00
	<b>0.337</b>	<b>1.486</b>		<b>1.823</b>	<b>0.305</b>	<b>0.147</b>	<b>0.453</b>	<b>0.032</b>	<b>1.339</b>		<b>1.370</b>		<b>75.16</b>
WANGCHANG GEOG													
GENERAL ADMI. AND DIRECTION SERVICES	0.306	1.200		1.506	0.271	0.809	1.081	0.035	0.391		0.425		28.25
HEALTH SERVICES	0.243		0.243		0.034		0.034		0.209		0.209		85.96
AGRICULTURE SERVICES	0.002	0.078		0.080	0.041		0.041	0.002	0.037		0.039		48.47
LIVESTOCK SERVICES	0.005	0.015		0.020	0.005	0.015	0.020						

**STATEMENT OF REVISED BUDGET & ACTUAL OUTCOME COMPARISON FOR THE FY 2005-2006: BY PROGRAM**

ADMINISTRATIVE & PROGRAM NAME	Nu. in Millions												
	REVISED APPROPRIATIONS				ACTUAL ANNUAL EXPENDITURE				AMOUNT OF VARIATION				
	CURRENT	CAPITAL	LEND/ REPAY	TOTAL	CURRENT	CAPITAL	LEND/ REPAY	TOTAL	CURRENT	CAPITAL	LEND/ REPAY	TOTAL	VAR %
FORESTRY SERVICES	0.005	0.050		0.055	0.005	0.050	0.055						
RELIGION AND CULTURAL SERVICES	0.200		0.200		0.156		0.156		0.044		0.044		22.09
	<b>0.318</b>	<b>1.786</b>		<b>2.104</b>	<b>0.281</b>	<b>1.106</b>	<b>1.387</b>	<b>0.037</b>	<b>0.680</b>		<b>0.717</b>		<b>34.09</b>
DZONGKHAG ADMINISTRATION, SAMTSE													
GENERAL ADMI. AND DIRECTION SERVICES	19.754	2.700		22.454	19.448	2.564	22.012	0.306	0.136		0.442		1.97
SURVEY AND LAND RECORD SERVICES	2.507	1.500		4.007	2.383	1.452	3.835	0.124	0.048		0.172		4.29
REGISTRATION AND CENSUS SERVICES	1.405			1.405	1.284		1.284	0.121			0.121		8.64
EDUCATION SERVICES	58.857	25.333		84.190	58.218	24.002	82.220	0.639	1.331		1.970		2.34
HEALTH SERVICES	22.771	5.405		28.176	22.244	4.664	26.909	0.527	0.741		1.267		4.50
AGRICULTURE SERVICES	4.753	0.600		5.353	4.665	0.577	5.242	0.088	0.023		0.111		2.07
LIVESTOCK SERVICES	6.285	2.360		8.645	5.846	1.970	7.816	0.439	0.390		0.829		9.59
FORESTRY SERVICES	3.122	1.030		4.152	2.993	0.934	3.927	0.129	0.096		0.225		5.42
ROADS & BRIDGES SERVICES	0.072		0.072		0.072		0.072		0.000		0.000		0.12
URBAN DEV. AND ENGINEERING SERVICES	5.534	6.608		12.142	5.504	6.565	12.069	0.030	0.043		0.073		0.60
RELIGION AND CULTURAL SERVICES	0.190	3.492		3.682	0.190	3.094	3.284	0.000	0.398		0.398		10.82
	<b>125.178</b>	<b>49.100</b>		<b>174.278</b>	<b>122.776</b>	<b>45.894</b>	<b>168.669</b>	<b>2.402</b>	<b>3.206</b>		<b>5.609</b>		<b>3.22</b>
BARA GEOG													
GENERAL ADMI. AND DIRECTION SERVICES	0.306	0.050		0.356	0.247	0.049	0.296	0.059	0.001		0.060		16.93
HEALTH SERVICES	0.075		0.075		0.075		0.075		0.000		0.000		0.13
AGRICULTURE SERVICES	0.010	0.035		0.045	0.010	0.034	0.044		0.001		0.001		1.16
LIVESTOCK SERVICES	0.012	0.035		0.047		0.018	0.018	0.012	0.017		0.029		60.68
FORESTRY SERVICES	0.006	0.040		0.046		0.010	0.010	0.006	0.030		0.036		78.42
	<b>0.334</b>	<b>0.235</b>		<b>0.569</b>	<b>0.257</b>	<b>0.187</b>	<b>0.444</b>	<b>0.077</b>	<b>0.048</b>		<b>0.125</b>		<b>22.05</b>
BIRU GEOG													
GENERAL ADMI. AND DIRECTION SERVICES	0.318	0.550		0.868	0.287	0.335	0.622	0.031	0.215		0.246		28.34
HEALTH SERVICES	0.005		0.005		0.005		0.005		0.000		0.000		0.20
AGRICULTURE SERVICES	0.020	0.285		0.305	0.020	0.248	0.267	0.000	0.037		0.038		12.34
LIVESTOCK SERVICES	0.012	0.035		0.047	0.012	0.034	0.046		0.001		0.001		2.81
FORESTRY SERVICES	0.008	0.025		0.033	0.008	0.025	0.033		0.000		0.000		0.09
ROADS & BRIDGES SERVICES	0.023		0.023		0.023		0.023		0.000		0.000		0.96
	<b>0.358</b>	<b>0.923</b>		<b>1.281</b>	<b>0.327</b>	<b>0.669</b>	<b>0.996</b>	<b>0.031</b>	<b>0.254</b>		<b>0.285</b>		<b>22.26</b>
CHARGHARY GEOG													
GENERAL ADMI. AND DIRECTION SERVICES	0.316	0.050		0.366	0.286		0.286	0.030	0.050		0.080		21.84
HEALTH SERVICES	0.085		0.085		0.080		0.080		0.005		0.005		6.29
AGRICULTURE SERVICES	0.020	0.035		0.055	0.020	0.030	0.050	0.000	0.005		0.005		9.30
LIVESTOCK SERVICES	0.012	0.035		0.047	0.012	0.033	0.045		0.002		0.002		4.36
FORESTRY SERVICES	0.010	0.025		0.035	0.010	0.010	0.019	0.000	0.016		0.016		44.29

**STATEMENT OF REVISED BUDGET & ACTUAL OUTCOME COMPARISON FOR THE FY 2005-2006: BY PROGRAM**

ADMINISTRATIVE & PROGRAM NAME	Nu. in Millions												
	REVISED APPROPRIATIONS				ACTUAL ANNUAL EXPENDITURE				AMOUNT OF VARIATION				
	CURRENT	CAPITAL	LEND/ REPAY	TOTAL	CURRENT	CAPITAL	LEND/ REPAY	TOTAL	CURRENT	CAPITAL	LEND/ REPAY	TOTAL	VAR %
	<b>0.358</b>	<b>0.230</b>		<b>0.588</b>	<b>0.328</b>	<b>0.152</b>	<b>0.480</b>	<b>0.030</b>	<b>0.078</b>		<b>0.108</b>		<b>18.36</b>
CHENGMARI GEOG													
GENERAL ADMI. AND DIRECTION SERVICES	0.318	0.650		0.968	0.291	0.033	0.324	0.027	0.617		0.644		66.55
HEALTH SERVICES	0.005		0.005						0.005		0.005		100.00
AGRICULTURE SERVICES	0.012	0.035		0.047	0.012	0.030	0.042		0.005		0.005		10.64
LIVESTOCK SERVICES	0.012	0.035		0.047	0.012	0.033	0.045		0.002		0.002		3.24
FORESTRY SERVICES	0.010	0.060		0.070	0.010	0.060	0.070						
	<b>0.352</b>	<b>0.785</b>		<b>1.137</b>	<b>0.325</b>	<b>0.156</b>	<b>0.481</b>	<b>0.027</b>	<b>0.629</b>		<b>0.656</b>		<b>57.67</b>
DENCHUKHA GEOG													
GENERAL ADMI. AND DIRECTION SERVICES	0.316	0.208		0.524	0.285	0.204	0.489	0.031	0.004		0.035		6.76
HEALTH SERVICES	0.073		0.073		0.034		0.034		0.039		0.039		53.42
AGRICULTURE SERVICES	0.010	0.035		0.045	0.010	0.035	0.045						
LIVESTOCK SERVICES	0.012	0.035		0.047	0.012	0.033	0.045	0.000	0.002		0.002		3.55
FORESTRY SERVICES	0.042		0.042		0.040		0.040		0.002		0.002		4.23
	<b>0.338</b>	<b>0.393</b>		<b>0.731</b>	<b>0.307</b>	<b>0.346</b>	<b>0.653</b>	<b>0.031</b>	<b>0.047</b>		<b>0.078</b>		<b>10.65</b>
DOROKHA GEOG													
GENERAL ADMI. AND DIRECTION SERVICES	0.316	0.050		0.366	0.294	0.045	0.339	0.022	0.005		0.027		7.43
HEALTH SERVICES	0.022		0.022		0.017		0.017		0.005		0.005		22.73
AGRICULTURE SERVICES	0.016	0.035		0.051	0.016	0.035	0.051	0.000			0.000		0.02
LIVESTOCK SERVICES	0.012	0.035		0.047	0.012	0.031	0.043	0.000	0.004		0.004		7.51
FORESTRY SERVICES	0.010	0.160		0.170		0.090	0.090	0.010	0.070		0.080		46.81
	<b>0.354</b>	<b>0.302</b>		<b>0.656</b>	<b>0.322</b>	<b>0.219</b>	<b>0.541</b>	<b>0.032</b>	<b>0.083</b>		<b>0.115</b>		<b>17.58</b>
DUMTOE GEOG													
GENERAL ADMI. AND DIRECTION SERVICES	0.316	0.228		0.544	0.284	0.178	0.462	0.032	0.050		0.082		15.02
HEALTH SERVICES	0.022		0.022		0.022		0.022		0.000		0.000		0.32
AGRICULTURE SERVICES	0.006	0.030		0.036	0.006	0.030	0.036	0.000			0.000		0.84
LIVESTOCK SERVICES	0.012	0.035		0.047	0.012	0.033	0.045	0.000	0.002		0.002		3.70
FORESTRY SERVICES	0.008	0.035		0.043		0.020	0.020	0.008	0.015		0.023		53.94
	<b>0.342</b>	<b>0.350</b>		<b>0.692</b>	<b>0.302</b>	<b>0.283</b>	<b>0.585</b>	<b>0.040</b>	<b>0.067</b>		<b>0.107</b>		<b>15.47</b>
GHUMAUNEY GEOG													
GENERAL ADMI. AND DIRECTION SERVICES	0.318	1.150		1.468	0.294	0.600	0.894	0.024	0.550		0.574		39.12
HEALTH SERVICES	0.109		0.109		0.104		0.104		0.005		0.005		4.96
AGRICULTURE SERVICES	0.002	0.530		0.532	0.002	0.530	0.532	0.000	0.000		0.000		0.04
LIVESTOCK SERVICES	0.012	0.035		0.047	0.012	0.033	0.045		0.002		0.002		3.24
FORESTRY SERVICES	0.010	0.030		0.040	0.010	0.018	0.028		0.012		0.012		28.76
	<b>0.342</b>	<b>1.854</b>		<b>2.196</b>	<b>0.318</b>	<b>1.285</b>	<b>1.603</b>	<b>0.024</b>	<b>0.569</b>		<b>0.593</b>		<b>27.00</b>
LHARENI GEOG													

**STATEMENT OF REVISED BUDGET & ACTUAL OUTCOME COMPARISON FOR THE FY 2005-2006: BY PROGRAM**

ADMINISTRATIVE & PROGRAM NAME	Nu. in Millions												
	REVISED APPROPRIATIONS				ACTUAL ANNUAL EXPENDITURE				AMOUNT OF VARIATION				
	CURRENT	CAPITAL	LEND/ REPAY	TOTAL	CURRENT	CAPITAL	LEND/ REPAY	TOTAL	CURRENT	CAPITAL	LEND/ REPAY	TOTAL	VAR %
GENERAL ADMI. AND DIRECTION SERVICES	0.308	1.150		1.458	0.282	0.640	0.922	0.026	0.510		0.536		36.73
EDUCATION SERVICES	0.500		0.500						0.500		0.500		100.00
HEALTH SERVICES	0.075		0.075		0.075		0.075		0.000		0.000		0.16
AGRICULTURE SERVICES	0.020	0.035		0.055	0.020	0.035	0.055	0.000			0.000		0.39
LIVESTOCK SERVICES	0.012	0.035		0.047	0.012	0.033	0.045		0.002		0.002		3.24
FORESTRY SERVICES	0.010	0.030		0.040	0.010	0.010	0.020		0.020		0.020		50.00
	<b>0.350</b>	<b>1.825</b>		<b>2.175</b>	<b>0.324</b>	<b>0.793</b>	<b>1.118</b>	<b>0.026</b>	<b>1.032</b>		<b>1.057</b>		<b>48.62</b>
MAYONA GEOG													
GENERAL ADMI. AND DIRECTION SERVICES	0.316	0.314		0.630	0.282	0.298	0.580	0.034	0.016		0.050		7.94
HEALTH SERVICES	0.022		0.022		0.022		0.022		0.000		0.000		0.32
AGRICULTURE SERVICES	0.020	0.035		0.055	0.020	0.035	0.055						
LIVESTOCK SERVICES	0.012	0.035		0.047	0.012	0.033	0.045	0.000	0.002		0.002		4.27
FORESTRY SERVICES	0.048		0.048		0.044		0.044		0.004		0.004		8.33
ROADS & BRIDGES SERVICES	0.500		0.500		0.022		0.022		0.478		0.478		95.68
	<b>0.348</b>	<b>0.954</b>		<b>1.302</b>	<b>0.314</b>	<b>0.454</b>	<b>0.767</b>	<b>0.034</b>	<b>0.500</b>		<b>0.535</b>		<b>41.06</b>
NAINITAL GEOG													
GENERAL ADMI. AND DIRECTION SERVICES	0.318	0.050		0.368	0.286	0.036	0.322	0.032	0.014		0.046		12.56
HEALTH SERVICES	0.075		0.075		0.070		0.070		0.005		0.005		6.67
AGRICULTURE SERVICES	0.022	0.360		0.382	0.022	0.210	0.232	0.000	0.150		0.150		39.29
LIVESTOCK SERVICES	0.022	0.035		0.057	0.022	0.033	0.055	0.000	0.002		0.002		3.02
FORESTRY SERVICES	0.007	0.025		0.032	0.007	0.025	0.032						
	<b>0.369</b>	<b>0.545</b>		<b>0.914</b>	<b>0.337</b>	<b>0.374</b>	<b>0.711</b>	<b>0.032</b>	<b>0.171</b>		<b>0.203</b>		<b>22.21</b>
PUGLI GEOG													
GENERAL ADMI. AND DIRECTION SERVICES	0.318	0.550		0.868	0.284	0.530	0.814	0.034	0.020		0.054		6.22
EDUCATION SERVICES	0.030		0.030						0.030		0.030		100.00
HEALTH SERVICES	0.162		0.162		0.070		0.070		0.092		0.092		56.92
AGRICULTURE SERVICES	0.015	0.030		0.045	0.001	0.015	0.016	0.014	0.015		0.029		63.86
LIVESTOCK SERVICES	0.010	0.030		0.040	0.010	0.027	0.037		0.003		0.003		6.58
FORESTRY SERVICES	0.010	0.035		0.045	0.010	0.020	0.030		0.015		0.015		33.33
	<b>0.353</b>	<b>0.837</b>		<b>1.190</b>	<b>0.305</b>	<b>0.662</b>	<b>0.967</b>	<b>0.048</b>	<b>0.175</b>		<b>0.223</b>		<b>18.70</b>
SAMTSE GEOG													
GENERAL ADMI. AND DIRECTION SERVICES	0.318	0.250		0.568	0.299	0.248	0.547	0.019	0.002		0.021		3.68
EDUCATION SERVICES	0.500		0.500						0.500		0.500		100.00
HEALTH SERVICES	0.143		0.143		0.137		0.137		0.006		0.006		3.92
AGRICULTURE SERVICES	0.030	0.203		0.233	0.030	0.035	0.065	0.000	0.168		0.168		72.31
LIVESTOCK SERVICES	0.012	0.035		0.047	0.012	0.033	0.045	0.000	0.002		0.002		3.51
FORESTRY SERVICES	0.012	0.030		0.042	0.012	0.030	0.042						

**STATEMENT OF REVISED BUDGET & ACTUAL OUTCOME COMPARISON FOR THE FY 2005-2006: BY PROGRAM**

ADMINISTRATIVE & PROGRAM NAME	Nu. in Millions												
	REVISED APPROPRIATIONS				ACTUAL ANNUAL EXPENDITURE				AMOUNT OF VARIATION				
	CURRENT	CAPITAL	LEND/ REPAY	TOTAL	CURRENT	CAPITAL	LEND/ REPAY	TOTAL	CURRENT	CAPITAL	LEND/ REPAY	TOTAL	VAR %
	<b>0.372</b>	<b>1.161</b>		<b>1.533</b>	<b>0.353</b>	<b>0.484</b>	<b>0.836</b>	<b>0.019</b>	<b>0.677</b>		<b>0.697</b>		<b>45.44</b>
SIPSU GEOG													
GENERAL ADMI. AND DIRECTION SERVICES	0.318	1.200		1.518	0.299	0.606	0.905	0.019	0.594		0.613		40.38
HEALTH SERVICES	0.005		0.005		0.005		0.005		0.000		0.000		2.00
AGRICULTURE SERVICES	0.020	0.035		0.055	0.020	0.035	0.055	0.000			0.000		0.28
LIVESTOCK SERVICES	0.010	0.035		0.045	0.010	0.028	0.038		0.007		0.007		14.49
FORESTRY SERVICES	0.008	0.040		0.048	0.008	0.010	0.018		0.030		0.030		62.50
	<b>0.356</b>	<b>1.315</b>		<b>1.671</b>	<b>0.337</b>	<b>0.685</b>	<b>1.021</b>	<b>0.019</b>	<b>0.630</b>		<b>0.650</b>		<b>38.89</b>
TADING GEOG													
GENERAL ADMI. AND DIRECTION SERVICES	0.308	0.600		0.908	0.280	0.480	0.760	0.028	0.120		0.148		16.35
EDUCATION SERVICES	0.500		0.500		0.499		0.499		0.001		0.001		0.11
HEALTH SERVICES	0.090		0.090		0.085		0.085		0.005		0.005		6.00
AGRICULTURE SERVICES	0.022	0.035		0.057	0.022	0.035	0.057	0.000			0.000		0.00
LIVESTOCK SERVICES	0.012	0.035		0.047	0.012	0.035	0.047		0.000		0.000		0.43
FORESTRY SERVICES	0.006	0.025		0.031		0.010	0.010	0.006	0.015		0.021		67.74
	<b>0.348</b>	<b>1.285</b>		<b>1.633</b>	<b>0.314</b>	<b>1.144</b>	<b>1.457</b>	<b>0.034</b>	<b>0.141</b>		<b>0.176</b>		<b>10.76</b>
TENDRU GEOG													
GENERAL ADMI. AND DIRECTION SERVICES	0.316	0.050		0.366	0.295	0.034	0.329	0.021	0.016		0.037		10.03
EDUCATION SERVICES	0.500		0.500						0.500		0.500		100.00
HEALTH SERVICES	0.087		0.087		0.087		0.087		0.000		0.000		0.09
AGRICULTURE SERVICES	0.020	0.219		0.239	0.016	0.180	0.196	0.004	0.039		0.043		18.07
LIVESTOCK SERVICES	0.010	0.035		0.045	0.004	0.034	0.037	0.006	0.001		0.008		17.31
FORESTRY SERVICES	0.010	0.145		0.155	0.010	0.121	0.131	0.000	0.024		0.024		15.76
	<b>0.356</b>	<b>1.036</b>		<b>1.392</b>	<b>0.325</b>	<b>0.455</b>	<b>0.780</b>	<b>0.031</b>	<b>0.581</b>		<b>0.612</b>		<b>43.98</b>
DZONGKHAG ADMINISTRATION, TSIRANG													
GENERAL ADMI. AND DIRECTION SERVICES	12.449	32.417		44.866	10.694	27.700	38.394	1.755	4.717		6.472		14.42
SURVEY AND LAND RECORD SERVICES	0.604	0.070		0.674	0.577	0.042	0.619	0.027	0.028		0.055		8.09
REGISTRATION AND CENSUS SERVICES	0.810	0.050		0.860	0.687	0.036	0.722	0.123	0.014		0.138		16.02
EDUCATION SERVICES	26.552	46.013		72.565	24.043	27.348	51.391	2.509	18.665		21.174		29.18
HEALTH SERVICES	10.432	6.145		16.577	10.007	5.960	15.967	0.425	0.185		0.610		3.68
AGRICULTURE SERVICES	3.150	1.050		4.200	2.895	1.050	3.945	0.255			0.255		6.07
LIVESTOCK SERVICES	5.536	0.050		5.586	4.908	0.048	4.956	0.628	0.002		0.630		11.27
FORESTRY SERVICES	2.412	0.200		2.612	1.993	0.197	2.190	0.419	0.003		0.422		16.14
URBAN DEV. AND ENGINEERING SERVICES	5.654	0.115		5.769	5.358	0.096	5.454	0.296	0.019		0.315		5.46
RELIGION AND CULTURAL SERVICES	0.550	1.510		2.060	0.428	1.367	1.795	0.122	0.143		0.265		12.85
	<b>68.149</b>	<b>87.620</b>		<b>155.769</b>	<b>61.591</b>	<b>63.844</b>	<b>125.435</b>	<b>6.558</b>	<b>23.776</b>		<b>30.334</b>		<b>19.47</b>
BETENI GEOG													

**STATEMENT OF REVISED BUDGET & ACTUAL OUTCOME COMPARISON FOR THE FY 2005-2006: BY PROGRAM**

ADMINISTRATIVE & PROGRAM NAME	Nu. in Millions												
	REVISED APPROPRIATIONS				ACTUAL ANNUAL EXPENDITURE				AMOUNT OF VARIATION				
	CURRENT	CAPITAL	LEND/ REPAY	TOTAL	CURRENT	CAPITAL	LEND/ REPAY	TOTAL	CURRENT	CAPITAL	LEND/ REPAY	TOTAL	VAR %
GENERAL ADMI. AND DIRECTION SERVICES	0.306	0.930		1.236	0.286	0.919	1.205	0.020	0.011		0.031		2.48
EDUCATION SERVICES	0.200		0.200						0.200		0.200		100.00
HEALTH SERVICES	0.159		0.159		0.133		0.133		0.026		0.026		16.20
AGRICULTURE SERVICES	0.020	0.130		0.150	0.019	0.080	0.099	0.001	0.050		0.051		33.78
LIVESTOCK SERVICES	0.009	0.020		0.029	0.009	0.018	0.026	0.000	0.002		0.003		9.04
FORESTRY SERVICES	0.020		0.020		0.019		0.019		0.001		0.001		3.57
	<b>0.335</b>	<b>1.459</b>		<b>1.794</b>	<b>0.314</b>	<b>1.170</b>	<b>1.484</b>	<b>0.021</b>	<b>0.289</b>		<b>0.310</b>		<b>17.30</b>
DUNGLAGANG GEOG													
GENERAL ADMI. AND DIRECTION SERVICES	0.311	0.820		1.131	0.272	0.362	0.634	0.039	0.458		0.497		43.93
HEALTH SERVICES	0.085		0.085		0.036		0.036		0.049		0.049		58.07
AGRICULTURE SERVICES	0.720		0.720		0.345		0.345		0.375		0.375		52.09
LIVESTOCK SERVICES	0.020	0.020		0.040	0.020	0.020	0.040	0.000	0.000		0.000		0.94
FORESTRY SERVICES	0.020	0.020		0.040	0.020	0.018	0.038	0.000	0.002		0.002		4.07
	<b>0.351</b>	<b>1.665</b>		<b>2.016</b>	<b>0.312</b>	<b>0.781</b>	<b>1.093</b>	<b>0.039</b>	<b>0.884</b>		<b>0.923</b>		<b>45.80</b>
BARSHONG GEOG													
GENERAL ADMI. AND DIRECTION SERVICES	0.306	0.870		1.176	0.267	0.848	1.115	0.039	0.022		0.061		5.16
HEALTH SERVICES	0.034		0.034		0.033		0.033		0.001		0.001		1.93
AGRICULTURE SERVICES	0.020	2.630		2.650	0.020	0.253	0.273	0.000	2.377		2.377		89.70
LIVESTOCK SERVICES	0.007	0.015		0.022	0.007	0.015	0.021	0.001	0.000		0.001		3.59
FORESTRY SERVICES	0.020	0.020		0.040	0.020	0.019	0.039		0.001		0.001		3.15
	<b>0.353</b>	<b>3.569</b>		<b>3.922</b>	<b>0.314</b>	<b>1.168</b>	<b>1.482</b>	<b>0.039</b>	<b>2.401</b>		<b>2.440</b>		<b>62.22</b>
GOSELING GEOG													
GENERAL ADMI. AND DIRECTION SERVICES	0.306	0.820		1.126	0.291	0.386	0.677	0.015	0.434		0.449		39.89
HEALTH SERVICES	0.024		0.024		0.018		0.018		0.006		0.006		23.50
AGRICULTURE SERVICES	0.010	1.620		1.630	0.010	0.020	0.030	0.000	1.600		1.600		98.17
LIVESTOCK SERVICES	0.015	0.020		0.035	0.014	0.020	0.034	0.001	0.000		0.001		2.94
FORESTRY SERVICES	0.020	0.020		0.040	0.020	0.020	0.039	0.000	0.000		0.001		1.31
	<b>0.351</b>	<b>2.504</b>		<b>2.855</b>	<b>0.335</b>	<b>0.464</b>	<b>0.798</b>	<b>0.016</b>	<b>2.040</b>		<b>2.057</b>		<b>72.03</b>
RANGTHANGLING GEOG													
GENERAL ADMI. AND DIRECTION SERVICES	0.306	0.070		0.376	0.289	0.070	0.359	0.017	0.000		0.017		4.58
HEALTH SERVICES	0.110		0.110		0.099		0.099		0.011		0.011		9.62
AGRICULTURE SERVICES	0.020	0.620		0.640	0.019	0.233	0.251	0.001	0.387		0.389		60.72
LIVESTOCK SERVICES	0.018	0.020		0.038	0.015	0.020	0.034	0.003	0.000		0.004		10.13
FORESTRY SERVICES	0.020	0.020		0.040	0.018	0.018	0.036	0.002	0.002		0.004		9.93
	<b>0.364</b>	<b>0.840</b>		<b>1.204</b>	<b>0.341</b>	<b>0.439</b>	<b>0.780</b>	<b>0.023</b>	<b>0.401</b>		<b>0.424</b>		<b>35.23</b>
KIKHORTHANG GEOG													
GENERAL ADMI. AND DIRECTION SERVICES	0.324	0.070		0.394	0.283	0.068	0.352	0.041	0.002		0.042		10.74



**STATEMENT OF REVISED BUDGET & ACTUAL OUTCOME COMPARISON FOR THE FY 2005-2006: BY PROGRAM**

ADMINISTRATIVE & PROGRAM NAME	Nu. in Millions												
	REVISED APPROPRIATIONS				ACTUAL ANNUAL EXPENDITURE				AMOUNT OF VARIATION				
	CURRENT	CAPITAL	LEND/ REPAY	TOTAL	CURRENT	CAPITAL	LEND/ REPAY	TOTAL	CURRENT	CAPITAL	LEND/ REPAY	TOTAL	VAR %
HEALTH SERVICES	0.036		0.036		0.034		0.034		0.002		0.002		6.47
AGRICULTURE SERVICES	0.020	0.415		0.435	0.020	0.335	0.355		0.080		0.080		18.40
LIVESTOCK SERVICES	0.020	0.040		0.060	0.020	0.040	0.060		0.000		0.000		0.00
FORESTRY SERVICES	0.020	0.020		0.040	0.020	0.017	0.037		0.003		0.003		7.58
	<b>0.384</b>	<b>0.581</b>		<b>0.965</b>	<b>0.343</b>	<b>0.494</b>	<b>0.837</b>	<b>0.041</b>	<b>0.087</b>		<b>0.128</b>		<b>13.24</b>
MENDRELGANG GEOG													
GENERAL ADMI. AND DIRECTION SERVICES	0.306	0.820		1.126	0.282	0.573	0.855	0.024	0.247		0.271		24.06
HEALTH SERVICES	0.017		0.017		0.008		0.008		0.009		0.009		52.35
AGRICULTURE SERVICES	0.020	0.320		0.340	0.019	0.217	0.236	0.001	0.103		0.104		30.51
LIVESTOCK SERVICES	0.020	0.035		0.055	0.019	0.032	0.051	0.001	0.003		0.004		7.29
FORESTRY SERVICES	0.015	0.115		0.130	0.015	0.112	0.127	0.001	0.003		0.003		2.54
	<b>0.361</b>	<b>1.307</b>		<b>1.668</b>	<b>0.335</b>	<b>0.942</b>	<b>1.277</b>	<b>0.026</b>	<b>0.365</b>		<b>0.391</b>		<b>23.44</b>
PATALA GEOG													
GENERAL ADMI. AND DIRECTION SERVICES	0.306	0.820		1.126	0.288	0.819	1.107	0.018	0.001		0.019		1.66
HEALTH SERVICES	0.104		0.104		0.103		0.103		0.001		0.001		0.74
AGRICULTURE SERVICES	0.020	0.520		0.540	0.016	0.226	0.242	0.004	0.294		0.298		55.21
LIVESTOCK SERVICES	0.020	0.020		0.040	0.010	0.020	0.030	0.010	0.000		0.010		25.26
FORESTRY SERVICES	0.010	0.065		0.075		0.062	0.062	0.010	0.003		0.013		17.53
	<b>0.356</b>	<b>1.529</b>		<b>1.885</b>	<b>0.313</b>	<b>1.231</b>	<b>1.544</b>	<b>0.043</b>	<b>0.298</b>		<b>0.341</b>		<b>18.08</b>
PHUENTEN CHU GEOG													
GENERAL ADMI. AND DIRECTION SERVICES	0.306	0.820		1.126	0.207	0.807	1.013	0.099	0.013		0.113		9.99
HEALTH SERVICES	0.113		0.113		0.109		0.109		0.004		0.004		3.52
AGRICULTURE SERVICES	0.007	0.070		0.077	0.004	0.069	0.073	0.003	0.001		0.004		5.08
LIVESTOCK SERVICES	0.006		0.006		0.006		0.006		0.000		0.000		1.75
FORESTRY SERVICES	0.010	0.040		0.050	0.020		0.020	0.010	0.020		0.030		60.55
ROADS & BRIDGES SERVICES	0.038		0.038						0.038		0.038		100.00
	<b>0.323</b>	<b>1.087</b>		<b>1.410</b>	<b>0.211</b>	<b>1.010</b>	<b>1.221</b>	<b>0.112</b>	<b>0.077</b>		<b>0.189</b>		<b>13.39</b>
SHEMJONG GEOG													
GENERAL ADMI. AND DIRECTION SERVICES	0.306	0.820		1.126	0.285	0.813	1.098	0.021	0.007		0.028		2.51
EDUCATION SERVICES	0.300		0.300		0.285		0.285		0.015		0.015		5.02
HEALTH SERVICES	0.098		0.098		0.082		0.082		0.016		0.016		16.52
AGRICULTURE SERVICES	0.020	0.020		0.040	0.020	0.020	0.040	0.000			0.000		0.61
LIVESTOCK SERVICES	0.020	0.005		0.025	0.020	0.005	0.025		0.000		0.000		0.30
FORESTRY SERVICES	0.020	0.020		0.040	0.016	0.018	0.034	0.004	0.002		0.006		14.06
ROADS & BRIDGES SERVICES	0.020		0.020		0.011		0.011		0.009		0.009		45.33
	<b>0.366</b>	<b>1.283</b>		<b>1.649</b>	<b>0.341</b>	<b>1.233</b>	<b>1.574</b>	<b>0.025</b>	<b>0.050</b>		<b>0.075</b>		<b>4.52</b>
TSHOLINGKCHAR GEOG													

**STATEMENT OF REVISED BUDGET & ACTUAL OUTCOME COMPARISON FOR THE FY 2005-2006: BY PROGRAM**

ADMINISTRATIVE & PROGRAM NAME	Nu. in Millions												
	REVISED APPROPRIATIONS				ACTUAL ANNUAL EXPENDITURE				AMOUNT OF VARIATION				
	CURRENT	CAPITAL	LEND/ REPAY	TOTAL	CURRENT	CAPITAL	LEND/ REPAY	TOTAL	CURRENT	CAPITAL	LEND/ REPAY	TOTAL	VAR %
GENERAL ADML. AND DIRECTION SERVICES	0.306	0.070		0.376	0.289	0.070	0.359	0.017			0.017		4.50
HEALTH SERVICES	0.056		0.056		0.034		0.034		0.022		0.022		38.77
AGRICULTURE SERVICES	0.030	0.020		0.050	0.027	0.016	0.043	0.003	0.004		0.007		14.96
LIVESTOCK SERVICES	0.006	0.020		0.026	0.006	0.020	0.026	0.000	0.000		0.000		0.24
FORESTRY SERVICES	0.050	0.050		0.100	0.050	0.050	0.100	0.000	0.000		0.000		0.44
	<b>0.392</b>	<b>0.216</b>		<b>0.608</b>	<b>0.372</b>	<b>0.190</b>	<b>0.561</b>	<b>0.020</b>	<b>0.026</b>		<b>0.047</b>		<b>7.67</b>
TSIRANG TOE GEOG													
GENERAL ADML. AND DIRECTION SERVICES	0.306	0.070		0.376	0.273	0.067	0.341	0.033	0.003		0.035		9.43
HEALTH SERVICES	0.016		0.016						0.016		0.016		100.00
AGRICULTURE SERVICES	0.025	7.216		7.241	0.025	3.509	3.534	0.000	3.707		3.707		51.19
LIVESTOCK SERVICES	0.025	0.020		0.045	0.025	0.020	0.045		0.000		0.000		0.02
FORESTRY SERVICES	0.046	0.115		0.161	0.023	0.112	0.134	0.024	0.003		0.027		16.63
ROADS & BRIDGES SERVICES	2.000		2.000						2.000		2.000		100.00
	<b>0.402</b>	<b>9.437</b>		<b>9.839</b>	<b>0.346</b>	<b>3.708</b>	<b>4.054</b>	<b>0.056</b>	<b>5.729</b>		<b>5.785</b>		<b>58.80</b>
DZONGKHAG ADMINISTRATION, DAGANA													
GENERAL ADML. AND DIRECTION SERVICES	10.694	9.364		20.058	10.124	8.663	18.787	0.570	0.701		1.271		6.34
SURVEY AND LAND RECORD SERVICES	0.499	0.100		0.599	0.494	0.095	0.590	0.005	0.005		0.009		1.56
REGISTRATION AND CENSUS SERVICES	0.686	0.210		0.896	0.657	0.209	0.866	0.029	0.001		0.030		3.32
EDUCATION SERVICES	27.149	7.662		34.811	27.848	7.157	35.005	-0.699	0.505		-0.194		-0.56
HEALTH SERVICES	6.948	15.037		21.985	6.913	1.160	8.072	0.035	13.877		13.913		63.28
AGRICULTURE SERVICES	3.392	0.550		3.942	3.052	0.050	3.102	0.340	0.500		0.840		21.31
LIVESTOCK SERVICES	3.570	2.210		5.780	3.530	2.172	5.702	0.040	0.038		0.078		1.35
FORESTRY SERVICES	2.248	1.119		3.367	1.982	0.716	2.698	0.266	0.403		0.669		19.88
ROADS & BRIDGES SERVICES	0.099		0.099						0.099		0.099		100.00
URBAN DEV. AND ENGINEERING SERVICES	4.021	6.256		10.277	4.013	5.757	9.769	0.008	0.499		0.508		4.94
RELIGION AND CULTURAL SERVICES	0.305	1.965		2.270	0.274	2.027	2.301	0.031	-0.062		-0.031		-1.37
	<b>59.512</b>	<b>44.572</b>		<b>104.084</b>	<b>58.887</b>	<b>28.005</b>	<b>86.892</b>	<b>0.625</b>	<b>16.567</b>		<b>17.192</b>		<b>16.52</b>
DORONA GEWOG													
GENERAL ADM. AND DIRECTION SERVICES	0.314	0.070		0.384	0.291	0.070	0.361	0.023	0.000		0.023		5.97
AGRICULTURE SERVICES	0.025			0.025				0.025			0.025		100.00
LIVESTOCK SERVICES	0.010			0.010	0.010		0.010	0.000			0.000		0.75
ROADS & BRIDGES SERVICES	0.050		0.050		0.049		0.049		0.001		0.001		1.65
	<b>0.349</b>	<b>0.120</b>		<b>0.469</b>	<b>0.301</b>	<b>0.119</b>	<b>0.420</b>	<b>0.048</b>	<b>0.001</b>		<b>0.049</b>		<b>10.41</b>
DRUJEYGANG GEWOG													
GENERAL ADML. AND DIRECTION SERVICES	0.314	0.570		0.884	0.287	0.518	0.805	0.027	0.052		0.079		8.95
HEALTH SERVICES	0.030		0.030		0.030		0.030						
AGRICULTURE SERVICES	0.022			0.022	0.009		0.009	0.022	-0.009		0.013		58.68

**STATEMENT OF REVISED BUDGET & ACTUAL OUTCOME COMPARISON FOR THE FY 2005-2006: BY PROGRAM**

ADMINISTRATIVE & PROGRAM NAME	Nu. in Millions												
	REVISED APPROPRIATIONS				ACTUAL ANNUAL EXPENDITURE				AMOUNT OF VARIATION				
	CURRENT	CAPITAL	LEND/ REPAY	TOTAL	CURRENT	CAPITAL	LEND/ REPAY	TOTAL	CURRENT	CAPITAL	LEND/ REPAY	TOTAL	VAR %
LIVESTOCK SERVICES	0.119		0.119						0.119		0.119		100.00
FORESTRY SERVICES	0.148			0.148	0.100		0.100	0.048			0.048		32.64
	<b>0.484</b>	<b>0.719</b>		<b>1.203</b>	<b>0.387</b>	<b>0.557</b>	<b>0.944</b>	<b>0.097</b>	<b>0.162</b>		<b>0.259</b>		<b>21.56</b>
GESARLING GEOG													
GENERAL ADMI. AND DIRECTION SERVICES	0.296	0.070		0.366	0.275	0.070	0.345	0.021	0.000		0.021		5.62
AGRICULTURE SERVICES	0.021			0.021	0.021		0.021	0.000			0.000		0.20
RELIGION AND CULTURAL SERVICES	1.018		1.018		1.018		1.018						
	<b>0.317</b>	<b>1.088</b>		<b>1.405</b>	<b>0.296</b>	<b>1.088</b>	<b>1.384</b>	<b>0.021</b>	<b>0.000</b>		<b>0.021</b>		<b>1.47</b>
GOSHI GEOG													
GENERAL ADMI. AND DIRECTION SERVICES	0.314			0.314	0.291		0.291	0.023			0.023		7.25
EDUCATION SERVICES	0.454		0.454		0.451		0.451		0.003		0.003		0.76
AGRICULTURE SERVICES	0.404		0.404		0.338		0.338		0.066		0.066		16.26
LIVESTOCK SERVICES	0.011			0.011	0.011		0.011	0.000			0.000		0.00
RELIGION AND CULTURAL SERVICES	2.100		2.100		1.694		1.694		0.406		0.406		19.34
	<b>0.325</b>	<b>2.958</b>		<b>3.283</b>	<b>0.302</b>	<b>2.483</b>	<b>2.785</b>	<b>0.023</b>	<b>0.475</b>		<b>0.498</b>		<b>15.17</b>
KANA GEOG													
GENERAL ADMI. AND DIRECTION SERVICES	0.314	0.150		0.464	0.294	0.150	0.444	0.020			0.020		4.24
EDUCATION SERVICES	0.200		0.200		0.199		0.199		0.001		0.001		0.43
HEALTH SERVICES	0.080		0.080		0.080		0.080						
AGRICULTURE SERVICES	0.064		0.064		0.064		0.064		0.000		0.000		0.24
FORESTRY SERVICES	0.095		0.095						0.095		0.095		100.00
RELIGION AND CULTURAL SERVICES	0.300		0.300		0.200		0.200		0.100		0.100		33.33
	<b>0.314</b>	<b>0.889</b>		<b>1.203</b>	<b>0.294</b>	<b>0.693</b>	<b>0.987</b>	<b>0.020</b>	<b>0.196</b>		<b>0.216</b>		<b>17.93</b>
KHEBISA GEOG													
GENERAL ADMI. AND DIRECTION SERVICES	0.314	0.070		0.384	0.287	0.065	0.352	0.027	0.005		0.032		8.29
EDUCATION SERVICES	0.200		0.200		0.195		0.195		0.005		0.005		2.28
AGRICULTURE SERVICES	0.510		0.510		0.009		0.009		0.501		0.501		98.22
RELIGION AND CULTURAL SERVICES	0.200		0.200		0.159		0.159		0.041		0.041		20.35
	<b>0.314</b>	<b>0.980</b>		<b>1.294</b>	<b>0.287</b>	<b>0.429</b>	<b>0.716</b>	<b>0.027</b>	<b>0.551</b>		<b>0.578</b>		<b>44.67</b>
LAJAB GEOG													
GENERAL ADMI. AND DIRECTION SERVICES	0.314	0.570		0.884	0.270	0.471	0.742	0.044	0.099		0.142		16.07
EDUCATION SERVICES	0.150		0.150		0.113		0.113		0.037		0.037		24.95
HEALTH SERVICES	0.017		0.017		0.017		0.017		0.000		0.000		0.29
AGRICULTURE SERVICES	0.091	0.150		0.241	0.091	0.009	0.100	0.000	0.141		0.141		58.49
LIVESTOCK SERVICES	0.013	0.012		0.025	0.013		0.013	0.000	0.012		0.012		48.60
RELIGION AND CULTURAL SERVICES	0.250		0.250		0.206		0.206		0.044		0.044		17.70
	<b>0.418</b>	<b>1.149</b>		<b>1.567</b>	<b>0.374</b>	<b>0.816</b>	<b>1.190</b>	<b>0.044</b>	<b>0.333</b>		<b>0.377</b>		<b>24.05</b>

**STATEMENT OF REVISED BUDGET & ACTUAL OUTCOME COMPARISON FOR THE FY 2005-2006: BY PROGRAM**

ADMINISTRATIVE & PROGRAM NAME	Nu. in Millions												
	REVISED APPROPRIATIONS				ACTUAL ANNUAL EXPENDITURE				AMOUNT OF VARIATION				
	CURRENT	CAPITAL	LEND/ REPAY	TOTAL	CURRENT	CAPITAL	LEND/ REPAY	TOTAL	CURRENT	CAPITAL	LEND/ REPAY	TOTAL	VAR %
TRASHIDING GEOG													
GENERAL ADMI. AND DIRECTION SERVICES	0.314	0.500		0.814	0.249		0.249	0.065	0.500		0.565		69.38
EDUCATION SERVICES	0.300		0.300		0.288		0.288		0.012		0.012		4.16
HEALTH SERVICES	0.020		0.020		0.020		0.020						
AGRICULTURE SERVICES	0.059		0.059		0.053		0.053		0.006		0.006		9.90
LIVESTOCK SERVICES	0.029	0.070		0.099	0.070		0.070	0.029	0.000		0.029		29.54
FORESTRY SERVICES	0.020	0.175		0.195				0.020	0.175		0.195		100.00
RELIGION AND CULTURAL SERVICES	1.000		1.000		0.962		0.962		0.038		0.038		3.80
	<b>0.363</b>	<b>2.124</b>		<b>2.487</b>	<b>0.249</b>	<b>1.392</b>	<b>1.642</b>	<b>0.114</b>	<b>0.732</b>		<b>0.845</b>		<b>33.99</b>
TSENDAGANG GEOG													
GENERAL ADMI. AND DIRECTION SERVICES	0.314	0.070		0.384	0.289	0.066	0.355	0.025	0.004		0.029		7.65
EDUCATION SERVICES	0.137		0.137		0.137		0.137		0.000		0.000		0.00
AGRICULTURE SERVICES	0.009	0.100		0.109	0.009	0.081	0.090		0.019		0.019		17.80
LIVESTOCK SERVICES	0.060		0.060		0.060		0.060						
RELIGION AND CULTURAL SERVICES	1.600		1.600		1.513		1.513		0.087		0.087		5.42
	<b>0.323</b>	<b>1.967</b>		<b>2.290</b>	<b>0.298</b>	<b>1.857</b>	<b>2.155</b>	<b>0.025</b>	<b>0.110</b>		<b>0.135</b>		<b>5.92</b>
TSANGKHA GEOG													
GENERAL ADMI. AND DIRECTION SERVICES	0.314			0.314	0.293		0.293	0.021			0.021		6.68
EDUCATION SERVICES	0.900		0.900		0.900		0.900						
HEALTH SERVICES	0.104		0.104		0.104		0.104		0.000		0.000		0.14
AGRICULTURE SERVICES	0.025	6.000		6.025	0.020	4.574	4.594	0.005	1.426		1.431		23.76
LIVESTOCK SERVICES	0.053	0.016		0.069	0.052	0.012	0.064	0.001	0.004		0.005		7.06
RELIGION AND CULTURAL SERVICES	0.243		0.243		0.243		0.243						
	<b>0.392</b>	<b>7.263</b>		<b>7.655</b>	<b>0.365</b>	<b>5.832</b>	<b>6.198</b>	<b>0.027</b>	<b>1.431</b>		<b>1.457</b>		<b>19.04</b>
TSEZA GEOG													
GENERAL ADMI. AND DIRECTION SERVICES	0.314	0.300		0.614	0.282		0.282	0.032	0.300		0.332		54.02
EDUCATION SERVICES	0.300		0.300		0.290		0.290		0.010		0.010		3.27
AGRICULTURE SERVICES	0.033	0.020		0.053	0.033	0.020	0.053	0.000	0.000		0.000		0.40
LIVESTOCK SERVICES	0.020	0.025		0.045	0.020	0.025	0.045	0.000			0.000		0.22
FORESTRY SERVICES	0.030			0.030	0.008		0.008	0.022			0.022		73.33
RELIGION AND CULTURAL SERVICES	0.700		0.700						0.700		0.700		100.00
	<b>0.397</b>	<b>1.345</b>		<b>1.742</b>	<b>0.343</b>	<b>0.335</b>	<b>0.678</b>	<b>0.054</b>	<b>1.010</b>		<b>1.064</b>		<b>61.07</b>
DZONGKHAG ADMINISTRATION, PUNAKHA													
GENERAL ADMI. AND DIRECTION SERVICES	15.815	5.365		21.180	15.292	4.172	19.464	0.523	1.193		1.716		8.10
SURVEY AND LAND RECORD SERVICES	1.025	0.180		1.205	0.957	0.178	1.135	0.068	0.002		0.070		5.85
REGISTRATION AND CENSUS SERVICES	0.706	0.110		0.816	0.703	0.108	0.811	0.003	0.002		0.005		0.59
EDUCATION SERVICES	44.752	42.127		86.879	43.250	20.362	63.612	1.502	21.765		23.267		26.78

**STATEMENT OF REVISED BUDGET & ACTUAL OUTCOME COMPARISON FOR THE FY 2005-2006: BY PROGRAM**

ADMINISTRATIVE & PROGRAM NAME	Nu. in Millions												
	REVISED APPROPRIATIONS				ACTUAL ANNUAL EXPENDITURE				AMOUNT OF VARIATION				
	CURRENT	CAPITAL	LEND/ REPAY	TOTAL	CURRENT	CAPITAL	LEND/ REPAY	TOTAL	CURRENT	CAPITAL	LEND/ REPAY	TOTAL	VAR %
HEALTH SERVICES	12.405	0.135		12.540	12.226	0.013	12.239	0.179	0.122		0.301		2.40
AGRICULTURE SERVICES	4.186	0.240		4.426	4.123	0.112	4.234	0.063	0.128		0.192		4.34
LIVESTOCK SERVICES	4.910	2.075		6.985	4.769	1.668	6.438	0.141	0.407		0.547		7.84
FORESTRY SERVICES	2.111	0.130		2.241	2.061	0.129	2.190	0.050	0.001		0.051		2.27
ROADS & BRIDGES SERVICES	0.032		0.032		0.029		0.029		0.003		0.003		10.56
GENERAL ADMI. AND DIRECTION SERVICES	6.201	3.930		10.131	5.823	2.601	8.425	0.378	1.329		1.706		16.84
RELIGION AND CULTURAL SERVICES	2.094	3.800		5.894	2.094	2.300	4.394		1.500		1.500		25.45
	<b>94.205</b>	<b>58.124</b>		<b>152.329</b>	<b>91.297</b>	<b>31.673</b>	<b>122.969</b>	<b>2.908</b>	<b>26.451</b>		<b>29.360</b>		<b>19.27</b>
CHHUBU GEOG													
GENERAL ADMI. AND DIRECTION SERVICES	0.298	0.300		0.598	0.288		0.288	0.010	0.300		0.310		51.89
EDUCATION SERVICES	0.700		0.700		0.466		0.466		0.234		0.234		33.48
HEALTH SERVICES	0.055		0.055		0.009		0.009		0.046		0.046		84.05
AGRICULTURE SERVICES	0.059	0.155		0.214	0.035	0.050	0.084	0.024	0.105		0.130		60.52
LIVESTOCK SERVICES	0.024	0.027		0.051	0.024		0.024	0.000	0.027		0.027		53.86
FORESTRY SERVICES	0.003	0.020		0.023		0.020	0.020	0.003			0.003		13.04
ROADS & BRIDGES SERVICES	0.133		0.133		0.073		0.073		0.060		0.060		44.95
	<b>0.384</b>	<b>1.390</b>		<b>1.774</b>	<b>0.346</b>	<b>0.617</b>	<b>0.963</b>	<b>0.038</b>	<b>0.773</b>		<b>0.811</b>		<b>45.70</b>
GOENSHARI GEOG													
GENERAL ADMI. AND DIRECTION SERVICES	0.301			0.301	0.292		0.292	0.009			0.009		2.87
HEALTH SERVICES	0.087		0.087		0.080		0.080		0.007		0.007		8.10
AGRICULTURE SERVICES	0.058	1.326		1.384	0.048	1.127	1.174	0.010	0.199		0.210		15.15
LIVESTOCK SERVICES	0.013	0.010		0.023	0.010	0.001	0.011	0.003	0.009		0.012		53.25
FORESTRY SERVICES	0.006	0.015		0.021		0.015	0.015	0.006			0.006		28.57
ROADS & BRIDGES SERVICES	0.015		0.015		0.008		0.008		0.007		0.007		47.30
	<b>0.378</b>	<b>1.453</b>		<b>1.831</b>	<b>0.350</b>	<b>1.230</b>	<b>1.580</b>	<b>0.028</b>	<b>0.223</b>		<b>0.251</b>		<b>13.69</b>
GUMA GEOG													
GENERAL ADMI. AND DIRECTION SERVICES	0.311			0.311	0.309		0.309	0.002			0.002		0.69
EDUCATION SERVICES	1.200		1.200		1.200		1.200		0.000		0.000		0.04
HEALTH SERVICES	0.104		0.104		0.101		0.101		0.003		0.003		2.51
AGRICULTURE SERVICES	0.071	0.547		0.618	0.058	0.495	0.553	0.013	0.052		0.065		10.50
LIVESTOCK SERVICES	0.033	0.038		0.071	0.033	0.008	0.041		0.030		0.030		42.48
FORESTRY SERVICES	0.012	0.050		0.062		0.020	0.020	0.012	0.030		0.042		67.74
RELIGION AND CULTURAL SERVICES	0.050		0.050		0.050		0.050						
	<b>0.427</b>	<b>1.989</b>		<b>2.416</b>	<b>0.400</b>	<b>1.874</b>	<b>2.274</b>	<b>0.027</b>	<b>0.115</b>		<b>0.142</b>		<b>5.89</b>
KABJISA GEOG													
GENERAL ADMI. AND DIRECTION SERVICES	0.315	0.070		0.385	0.300	0.069	0.369	0.015	0.001		0.016		4.13
HEALTH SERVICES	0.087		0.087		0.083		0.083		0.004		0.004		4.72

**STATEMENT OF REVISED BUDGET & ACTUAL OUTCOME COMPARISON FOR THE FY 2005-2006: BY PROGRAM**

ADMINISTRATIVE & PROGRAM NAME	Nu. in Millions												
	REVISED APPROPRIATIONS				ACTUAL ANNUAL EXPENDITURE				AMOUNT OF VARIATION				
	CURRENT	CAPITAL	LEND/ REPAY	TOTAL	CURRENT	CAPITAL	LEND/ REPAY	TOTAL	CURRENT	CAPITAL	LEND/ REPAY	TOTAL	VAR %
AGRICULTURE SERVICES	0.076	1.735		1.811	0.067	1.085	1.153	0.009	0.650		0.658		36.35
LIVESTOCK SERVICES	0.040	0.015		0.055	0.035		0.035	0.005	0.015		0.020		36.36
FORESTRY SERVICES	0.007	0.070		0.077		0.070	0.070	0.007			0.007		9.09
RELIGION AND CULTURAL SERVICES	0.400		0.400		0.389		0.389		0.011		0.011		2.85
	<b>0.438</b>	<b>2.377</b>		<b>2.815</b>	<b>0.402</b>	<b>1.696</b>	<b>2.098</b>	<b>0.036</b>	<b>0.681</b>		<b>0.717</b>		<b>25.46</b>
LINGBUKHA GEOG													
GENERAL ADMI. AND DIRECTION SERVICES	0.308			0.308	0.305		0.305	0.003			0.003		0.97
HEALTH SERVICES	0.017		0.017		0.016		0.016		0.001		0.001		4.41
AGRICULTURE SERVICES	0.079	2.704		2.783	0.068	2.174	2.242	0.011	0.530		0.541		19.43
LIVESTOCK SERVICES	0.010	0.009		0.019	0.010		0.010		0.009		0.009		47.37
FORESTRY SERVICES	0.007	0.020		0.027		0.020	0.020	0.007			0.007		25.93
	<b>0.404</b>	<b>2.750</b>		<b>3.154</b>	<b>0.383</b>	<b>2.210</b>	<b>2.593</b>	<b>0.021</b>	<b>0.540</b>		<b>0.561</b>		<b>17.77</b>
SHEGENA GEOG													
GENERAL ADMI. AND DIRECTION SERVICES	0.305	0.050		0.355	0.257	0.050	0.307	0.048	0.000		0.048		13.45
HEALTH SERVICES	0.083		0.083		0.079		0.079		0.004		0.004		4.45
AGRICULTURE SERVICES	0.069	0.935		1.004	0.058	0.672	0.730	0.011	0.263		0.274		27.27
LIVESTOCK SERVICES	0.028	0.033		0.061	0.027	0.027	0.054	0.001	0.006		0.007		12.24
FORESTRY SERVICES	0.070		0.070		0.070		0.070		0.000		0.000		0.12
ROADS & BRIDGES SERVICES	0.038		0.038		0.037		0.037		0.001		0.001		2.00
	<b>0.402</b>	<b>1.209</b>		<b>1.611</b>	<b>0.343</b>	<b>0.935</b>	<b>1.277</b>	<b>0.059</b>	<b>0.274</b>		<b>0.334</b>		<b>20.70</b>
TALO GEOG													
GENERAL ADMI. AND DIRECTION SERVICES	0.315	0.070		0.385	0.294	0.069	0.363	0.021	0.001		0.022		5.60
EDUCATION SERVICES	0.040		0.040		0.038		0.038		0.002		0.002		5.67
HEALTH SERVICES	0.144		0.144		0.071		0.071		0.073		0.073		50.55
AGRICULTURE SERVICES	0.061	0.811		0.872	0.053	0.655	0.708	0.008	0.156		0.164		18.83
LIVESTOCK SERVICES	0.028			0.028	0.027		0.027	0.001			0.001		1.94
FORESTRY SERVICES	0.010	0.030		0.040		0.030	0.030	0.010			0.010		25.00
	<b>0.414</b>	<b>1.095</b>		<b>1.509</b>	<b>0.375</b>	<b>0.863</b>	<b>1.238</b>	<b>0.039</b>	<b>0.232</b>		<b>0.271</b>		<b>17.98</b>
TEOWNAG GEOG													
GENERAL ADMI. AND DIRECTION SERVICES	0.302	0.070		0.372	0.292	0.069	0.361	0.010	0.001		0.011		2.97
EDUCATION SERVICES	0.300		0.300		0.221		0.221		0.079		0.079		26.47
HEALTH SERVICES	0.097		0.097		0.091		0.091		0.006		0.006		6.05
AGRICULTURE SERVICES	0.081	3.275		3.356	0.063	3.159	3.222	0.018	0.116		0.134		3.99
LIVESTOCK SERVICES	0.034	0.009		0.043	0.034		0.034	0.000	0.009		0.009		22.05
FORESTRY SERVICES	0.055	0.020		0.075	0.050	0.020	0.070	0.005			0.005		6.67
	<b>0.472</b>	<b>3.771</b>		<b>4.243</b>	<b>0.438</b>	<b>3.560</b>	<b>3.998</b>	<b>0.034</b>	<b>0.211</b>		<b>0.245</b>		<b>5.76</b>
ZOMI GEOG													

**STATEMENT OF REVISED BUDGET & ACTUAL OUTCOME COMPARISON FOR THE FY 2005-2006: BY PROGRAM**

ADMINISTRATIVE & PROGRAM NAME	Nu. in Millions												
	REVISED APPROPRIATIONS				ACTUAL ANNUAL EXPENDITURE				AMOUNT OF VARIATION				
	CURRENT	CAPITAL	LEND/ REPAY	TOTAL	CURRENT	CAPITAL	LEND/ REPAY	TOTAL	CURRENT	CAPITAL	LEND/ REPAY	TOTAL	VAR %
GENERAL ADMI. AND DIRECTION SERVICES	0.304			0.304	0.293		0.293	0.011			0.011		3.59
EDUCATION SERVICES	0.040		0.040		0.036		0.036		0.004		0.004		10.94
HEALTH SERVICES	0.068		0.068		0.065		0.065		0.003		0.003		5.03
AGRICULTURE SERVICES	0.073	0.065		0.138	0.063		0.063	0.010	0.065		0.075		54.36
LIVESTOCK SERVICES	0.022	0.008		0.030	0.021		0.021	0.001	0.008		0.009		29.12
FORESTRY SERVICES	0.005	0.012		0.017		-0.012	-0.012	0.005	0.024		0.029		170.59
	<b>0.404</b>	<b>0.193</b>		<b>0.597</b>	<b>0.377</b>	<b>0.088</b>	<b>0.466</b>	<b>0.027</b>	<b>0.105</b>		<b>0.131</b>		<b>22.02</b>
<b>DZ. ADMINISTRATION, WANGDUE PHODRANG</b>													
GENERAL ADMI. AND DIRECTION SERVICES	15.374	3.482		18.856	14.176	2.752	16.927	1.198	0.730		1.929		10.23
SURVEY AND LAND RECORD SERVICES	1.418	0.450		1.868	1.379	0.431	1.810	0.039	0.019		0.058		3.12
REGISTRATION AND CENSUS SERVICES	0.659	0.020		0.679	0.643	0.020	0.663	0.016			0.016		2.36
EDUCATION SERVICES	59.580	38.246		97.826	57.913	24.727	82.639	1.667	13.519		15.187		15.52
HEALTH SERVICES	13.702	3.655		17.357	13.531	2.853	16.385	0.171	0.802		0.972		5.60
AGRICULTURE SERVICES	5.957	2.495		8.452	5.925	1.270	7.195	0.032	1.225		1.257		14.87
LIVESTOCK SERVICES	7.699	1.680		9.379	7.680	1.018	8.697	0.019	0.662		0.682		7.27
FORESTRY SERVICES	3.211	1.270		4.481	3.166	1.001	4.167	0.045	0.269		0.314		7.00
ROADS & BRIDGES SERVICES	0.086		0.086						0.086		0.086		100.00
URBAN DEV. AND ENGINEERING SERVICES	8.102	0.975		9.077	8.048	0.693	8.742	0.054	0.282		0.335		3.70
RELIGION AND CULTURAL SERVICES	0.520	0.812		1.332	0.512	0.801	1.313	0.008	0.011		0.019		1.44
	<b>116.222</b>	<b>53.171</b>		<b>169.393</b>	<b>112.973</b>	<b>35.566</b>	<b>148.538</b>	<b>3.249</b>	<b>17.605</b>		<b>20.855</b>		<b>12.31</b>
<b>BJENA GEWOG</b>													
GENERAL ADMI. AND DIRECTION SERVICES	0.290	0.020		0.310	0.289	0.020	0.309	0.001			0.001		0.45
EDUCATION SERVICES	0.432		0.432		0.420		0.420		0.012		0.012		2.83
HEALTH SERVICES	0.112		0.112		0.036		0.036		0.076		0.076		67.46
AGRICULTURE SERVICES	1.100		1.100		0.344		0.344		0.756		0.756		68.73
RELIGION AND CULTURAL SERVICES	0.200		0.200		0.199		0.199		0.001		0.001		0.57
	<b>0.290</b>	<b>1.864</b>		<b>2.154</b>	<b>0.289</b>	<b>1.019</b>	<b>1.308</b>	<b>0.001</b>	<b>0.845</b>		<b>0.846</b>		<b>39.29</b>
<b>DANGCHU GEWOG</b>													
GENERAL ADMI. AND DIRECTION SERVICES	0.290	0.620		0.910	0.290	0.020	0.310	0.000	0.600		0.600		65.95
HEALTH SERVICES	0.034		0.034		0.034		0.034		0.000		0.000		0.00
LIVESTOCK SERVICES	0.010			0.010	0.010		0.010						
	<b>0.300</b>	<b>0.654</b>		<b>0.954</b>	<b>0.300</b>	<b>0.054</b>	<b>0.354</b>	<b>0.000</b>	<b>0.600</b>		<b>0.600</b>		<b>62.91</b>
<b>DAGA GEWOG</b>													
GENERAL ADMI. AND DIRECTION SERVICES	0.290	0.020		0.310	0.283	0.020	0.303	0.007			0.007		2.32
EDUCATION SERVICES	0.419		0.419		0.367		0.367		0.052		0.052		12.36
LIVESTOCK SERVICES	0.004			0.004	0.004		0.004						
RELIGION AND CULTURAL SERVICES	0.200		0.200		0.136		0.136		0.064		0.064		31.89

**STATEMENT OF REVISED BUDGET & ACTUAL OUTCOME COMPARISON FOR THE FY 2005-2006: BY PROGRAM**

ADMINISTRATIVE & PROGRAM NAME	Nu. in Millions												
	REVISED APPROPRIATIONS				ACTUAL ANNUAL EXPENDITURE				AMOUNT OF VARIATION				
	CURRENT	CAPITAL	LEND/ REPAY	TOTAL	CURRENT	CAPITAL	LEND/ REPAY	TOTAL	CURRENT	CAPITAL	LEND/ REPAY	TOTAL	VAR %
	<b>0.294</b>	<b>0.639</b>		<b>0.933</b>	<b>0.287</b>	<b>0.523</b>	<b>0.810</b>	<b>0.007</b>	<b>0.116</b>		<b>0.123</b>		<b>13.16</b>
GANGTE GEWOG													
GENERAL ADMI. AND DIRECTION SERVICES	0.290	0.620		0.910	0.287	0.620	0.907	0.003			0.003		0.33
HEALTH SERVICES	0.068		0.068		0.065		0.065		0.003		0.003		4.75
AGRICULTURE SERVICES	0.020			0.020	0.020		0.020	0.000			0.000		1.72
LIVESTOCK SERVICES	0.020			0.020	0.020		0.020						
FORESTRY SERVICES	0.150		0.150		0.150		0.150		0.000		0.000		0.09
	<b>0.330</b>	<b>0.838</b>		<b>1.168</b>	<b>0.327</b>	<b>0.835</b>	<b>1.161</b>	<b>0.003</b>	<b>0.003</b>		<b>0.007</b>		<b>0.57</b>
GASETSO GOM GEWOG													
GENERAL ADMI. AND DIRECTION SERVICES	0.303			0.303	0.294		0.294	0.009			0.009		2.98
HEALTH SERVICES	0.075		0.075		0.045		0.045		0.030		0.030		40.41
	<b>0.303</b>	<b>0.075</b>		<b>0.378</b>	<b>0.294</b>	<b>0.045</b>	<b>0.339</b>	<b>0.009</b>	<b>0.030</b>		<b>0.039</b>		<b>10.41</b>
GASETSO WOM GEWOG													
GENERAL ADMI. AND DIRECTION SERVICES	0.297	0.020		0.317	0.284	0.020	0.304	0.013			0.013		3.98
EDUCATION SERVICES	0.038		0.038		0.022		0.022		0.016		0.016		40.79
	<b>0.297</b>	<b>0.058</b>		<b>0.355</b>	<b>0.284</b>	<b>0.042</b>	<b>0.327</b>	<b>0.013</b>	<b>0.016</b>		<b>0.028</b>		<b>7.92</b>
KAZHI GEWOG													
GENERAL ADMI. AND DIRECTION SERVICES	0.290	0.020		0.310	0.281	0.020	0.301	0.009			0.009		2.97
EDUCATION SERVICES	0.090		0.090		0.087		0.087		0.003		0.003		3.01
HEALTH SERVICES	0.058		0.058		0.028		0.028		0.030		0.030		51.12
RELIGION AND CULTURAL SERVICES	0.100		0.100						0.100		0.100		100.00
	<b>0.290</b>	<b>0.268</b>		<b>0.558</b>	<b>0.281</b>	<b>0.136</b>	<b>0.416</b>	<b>0.009</b>	<b>0.132</b>		<b>0.142</b>		<b>25.37</b>
NAHI GEWOG													
GENERAL ADMI. AND DIRECTION SERVICES	0.290	1.220		1.510	0.281	1.095	1.376	0.009	0.125		0.134		8.89
EDUCATION SERVICES	0.250		0.250		0.199		0.199		0.051		0.051		20.58
HEALTH SERVICES	0.008		0.008						0.008		0.008		100.00
LIVESTOCK SERVICES	0.007			0.007	0.007		0.007						
	<b>0.297</b>	<b>1.478</b>		<b>1.775</b>	<b>0.288</b>	<b>1.293</b>	<b>1.581</b>	<b>0.009</b>	<b>0.185</b>		<b>0.194</b>		<b>10.91</b>
NYISHO GEWOG													
GENERAL ADMI. AND DIRECTION SERVICES	0.305	1.098		1.403	0.301	1.085	1.386	0.004	0.013		0.017		1.19
HEALTH SERVICES	0.058		0.058		0.032		0.032		0.026		0.026		44.28
AGRICULTURE SERVICES	0.200		0.200		0.195		0.195		0.005		0.005		2.40
LIVESTOCK SERVICES	0.012			0.012	0.007		0.007	0.005			0.005		40.33
FORESTRY SERVICES	0.100		0.100						0.100		0.100		100.00
ROADS & BRIDGES SERVICES	0.300		0.300		0.099		0.099		0.201		0.201		66.92
	<b>0.317</b>	<b>1.756</b>		<b>2.073</b>	<b>0.308</b>	<b>1.412</b>	<b>1.720</b>	<b>0.009</b>	<b>0.344</b>		<b>0.353</b>		<b>17.02</b>
PHANGYUL GEWOG													



**STATEMENT OF REVISED BUDGET & ACTUAL OUTCOME COMPARISON FOR THE FY 2005-2006: BY PROGRAM**

ADMINISTRATIVE & PROGRAM NAME	Nu. in Millions												
	REVISED APPROPRIATIONS				ACTUAL ANNUAL EXPENDITURE				AMOUNT OF VARIATION				
	CURRENT	CAPITAL	LEND/ REPAY	TOTAL	CURRENT	CAPITAL	LEND/ REPAY	TOTAL	CURRENT	CAPITAL	LEND/ REPAY	TOTAL	VAR %
GENERAL ADMI. AND DIRECTION SERVICES	0.290	0.620		0.910	0.289	0.033	0.322	0.001	0.587		0.588		64.63
EDUCATION SERVICES	0.855		0.855		0.484		0.484		0.371		0.371		43.39
HEALTH SERVICES	0.016		0.016		0.006		0.006		0.010		0.010		62.88
AGRICULTURE SERVICES	0.450		0.450		0.315		0.315		0.135		0.135		29.94
LIVESTOCK SERVICES	0.023			0.023	0.023		0.023						
	<b>0.313</b>	<b>1.941</b>		<b>2.254</b>	<b>0.312</b>	<b>0.838</b>	<b>1.150</b>	<b>0.001</b>	<b>1.103</b>		<b>1.104</b>		<b>48.98</b>
<b>PHOBI GEWOG</b>													
GENERAL ADMI. AND DIRECTION SERVICES	0.300	0.620		0.920	0.291	0.620	0.911	0.009			0.009		0.93
HEALTH SERVICES	0.020		0.020		0.015		0.015		0.005		0.005		25.30
LIVESTOCK SERVICES	0.045			0.045	0.028		0.028	0.017			0.017		37.70
	<b>0.345</b>	<b>0.640</b>		<b>0.985</b>	<b>0.320</b>	<b>0.635</b>	<b>0.954</b>	<b>0.025</b>	<b>0.005</b>		<b>0.031</b>		<b>3.10</b>
<b>RUEPISA GEWOG</b>													
GENERAL ADMI. AND DIRECTION SERVICES	0.290	0.020		0.310	0.287	0.020	0.307	0.003			0.003		0.91
EDUCATION SERVICES	0.400		0.400		0.129		0.129		0.271		0.271		67.86
HEALTH SERVICES	0.060		0.060		0.019		0.019		0.041		0.041		68.05
AGRICULTURE SERVICES	0.300		0.300		-0.014		-0.014		0.314		0.314		104.66
LIVESTOCK SERVICES	0.023			0.023	0.020		0.020	0.003			0.003		13.04
ROADS & BRIDGES SERVICES	0.029		0.029		-0.018		-0.018		0.047		0.047		162.86
	<b>0.313</b>	<b>0.809</b>		<b>1.122</b>	<b>0.307</b>	<b>0.136</b>	<b>0.443</b>	<b>0.006</b>	<b>0.673</b>		<b>0.679</b>		<b>60.54</b>
<b>SEPHU GEWOG</b>													
GENERAL ADMI. AND DIRECTION SERVICES	0.304			0.304	0.290		0.290	0.014			0.014		4.50
EDUCATION SERVICES	0.400		0.400		0.393		0.393		0.007		0.007		1.82
HEALTH SERVICES	0.017		0.017		0.016		0.016		0.001		0.001		7.00
LIVESTOCK SERVICES	0.010	0.036		0.046	0.010	0.036	0.046						
	<b>0.314</b>	<b>0.453</b>		<b>0.767</b>	<b>0.300</b>	<b>0.445</b>	<b>0.745</b>	<b>0.014</b>	<b>0.008</b>		<b>0.022</b>		<b>2.89</b>
<b>ATHANG GEWOG</b>													
GENERAL ADMI. AND DIRECTION SERVICES	0.290	0.020		0.310	0.287	0.020	0.307	0.003			0.003		0.94
EDUCATION SERVICES	0.650		0.650		0.400		0.400		0.250		0.250		38.51
AGRICULTURE SERVICES	0.830		0.830		0.495		0.495		0.335		0.335		40.39
ROADS & BRIDGES SERVICES	0.328		0.328		0.310		0.310		0.018		0.018		5.48
	<b>0.290</b>	<b>1.828</b>		<b>2.118</b>	<b>0.287</b>	<b>1.224</b>	<b>1.512</b>	<b>0.003</b>	<b>0.604</b>		<b>0.606</b>		<b>28.63</b>
<b>THEDTSO GEWOG</b>													
GENERAL ADMI. AND DIRECTION SERVICES	0.300	1.220		1.520	0.281	0.917	1.198	0.019	0.303		0.322		21.19
AGRICULTURE SERVICES	0.200		0.200		0.122		0.122		0.078		0.078		39.17
LIVESTOCK SERVICES	0.014			0.014	0.014		0.014						
	<b>0.314</b>	<b>1.420</b>		<b>1.734</b>	<b>0.295</b>	<b>1.038</b>	<b>1.334</b>	<b>0.019</b>	<b>0.382</b>		<b>0.400</b>		<b>23.09</b>
<b>DZONGKHAG ADMINISTRATION, BUMTHANG</b>													

**STATEMENT OF REVISED BUDGET & ACTUAL OUTCOME COMPARISON FOR THE FY 2005-2006: BY PROGRAM**

ADMINISTRATIVE & PROGRAM NAME	Nu. in Millions												
	REVISED APPROPRIATIONS				ACTUAL ANNUAL EXPENDITURE				AMOUNT OF VARIATION				
	CURRENT	CAPITAL	LEND/ REPAY	TOTAL	CURRENT	CAPITAL	LEND/ REPAY	TOTAL	CURRENT	CAPITAL	LEND/ REPAY	TOTAL	VAR %
GENERAL ADM. AND DIRECTION SERVICES	10.116	5.380		15.496	9.977	4.020	13.997	0.139	1.360		1.499		9.67
SURVEY AND LAND RECORD SERVICES	0.713	0.105		0.818	0.688	0.105	0.793	0.025			0.025		3.08
REGISTRATION AND CENSUS SERVICES	0.347	0.020		0.367	0.345	0.020	0.365	0.002			0.002		0.59
EDUCATION SERVICES	34.092	8.500		42.592	30.733	5.421	36.154	3.359	3.079		6.438		15.12
HEALTH SERVICES	9.896	1.470		11.366	9.545	0.713	10.258	0.351	0.757		1.108		9.75
AGRICULTURE SERVICES	2.707	2.553		5.260	2.648	2.366	5.014	0.059	0.187		0.246		4.68
LIVESTOCK SERVICES	3.642	1.628		5.270	3.461	0.793	4.254	0.181	0.835		1.016		19.27
FORESTRY SERVICES	1.738	0.570		2.308	1.712	0.245	1.957	0.026	0.325		0.351		15.22
URBAN DEV. AND ENGINEERING SERVICES	7.474	1.270		8.744	7.435	1.117	8.552	0.039	0.153		0.192		2.19
RELIGION AND CULTURAL SERVICES	1.752	1.946		3.698	1.612	1.910	3.522	0.140	0.036		0.176		4.76
	<b>72.477</b>	<b>23.442</b>		<b>95.919</b>	<b>68.156</b>	<b>16.710</b>	<b>84.866</b>	<b>4.321</b>	<b>6.732</b>		<b>11.053</b>		<b>11.52</b>
CHHOEKHOR GEWOG													
GENERAL ADM. AND DIRECTION SERVICES	0.316	0.050		0.366	0.310	0.050	0.360	0.006	0.000		0.006		1.57
EDUCATION SERVICES	0.570		0.570		0.562		0.562		0.008		0.008		1.42
HEALTH SERVICES	0.057		0.057		0.056		0.056		0.001		0.001		1.62
AGRICULTURE SERVICES	1.884		1.884		1.754		1.754		0.130		0.130		6.93
LIVESTOCK SERVICES	0.030	0.074		0.104	0.030	0.074	0.104		0.000		0.000		0.16
FORESTRY SERVICES	0.010	0.120		0.130	0.006	0.090	0.096	0.004	0.030		0.034		26.24
ROADS & BRIDGES SERVICES	0.550		0.550		0.109		0.109		0.441		0.441		80.14
RELIGION AND CULTURAL SERVICES	0.200		0.200		0.200		0.200		0.000		0.000		0.01
	<b>0.356</b>	<b>3.505</b>		<b>3.861</b>	<b>0.346</b>	<b>2.894</b>	<b>3.241</b>	<b>0.010</b>	<b>0.611</b>		<b>0.620</b>		<b>16.07</b>
CHHUME GEWOG													
GENERAL ADM. AND DIRECTION SERVICES	0.351	0.680		1.031	0.324	0.572	0.896	0.027	0.108		0.135		13.09
EDUCATION SERVICES	0.100		0.100		0.100		0.100		0.000		0.000		0.16
HEALTH SERVICES	0.065		0.065		0.065		0.065		0.000		0.000		0.10
AGRICULTURE SERVICES	1.381		1.381		1.038		1.038		0.343		0.343		24.84
LIVESTOCK SERVICES	0.050	0.527		0.577	0.042	0.527	0.569	0.008			0.008		1.39
FORESTRY SERVICES	0.085		0.085		0.084		0.084		0.001		0.001		0.64
RELIGION AND CULTURAL SERVICES	0.200		0.200		0.200		0.200						
	<b>0.401</b>	<b>3.038</b>		<b>3.439</b>	<b>0.366</b>	<b>2.586</b>	<b>2.952</b>	<b>0.035</b>	<b>0.452</b>		<b>0.487</b>		<b>14.15</b>
TANG GEWOG													
GENERAL ADM. AND DIRECTION SERVICES	0.316	0.050		0.366	0.309	0.050	0.359	0.007			0.007		1.93
EDUCATION SERVICES	0.200		0.200		0.198		0.198		0.002		0.002		0.83
HEALTH SERVICES	0.044		0.044		0.043		0.043		0.001		0.001		1.43
AGRICULTURE SERVICES	0.849		0.849		0.691		0.691		0.158		0.158		18.64
LIVESTOCK SERVICES	0.045	0.060		0.105	0.045	0.060	0.105						
FORESTRY SERVICES	0.137		0.137		0.137		0.137		0.000		0.000		0.02

**STATEMENT OF REVISED BUDGET & ACTUAL OUTCOME COMPARISON FOR THE FY 2005-2006: BY PROGRAM**

ADMINISTRATIVE & PROGRAM NAME	Nu. in Millions												
	REVISED APPROPRIATIONS				ACTUAL ANNUAL EXPENDITURE				AMOUNT OF VARIATION				
	CURRENT	CAPITAL	LEND/ REPAY	TOTAL	CURRENT	CAPITAL	LEND/ REPAY	TOTAL	CURRENT	CAPITAL	LEND/ REPAY	TOTAL	VAR %
ROADS & BRIDGES SERVICES	0.090		0.090		0.009		0.009		0.081		0.081		90.32
RELIGION AND CULTURAL SERVICES	0.350		0.350		0.350		0.350						
	<b>0.361</b>	<b>1.780</b>		<b>2.141</b>	<b>0.354</b>	<b>1.538</b>	<b>1.892</b>	<b>0.007</b>	<b>0.242</b>		<b>0.249</b>		<b>11.63</b>
URA GEWOG													
GENERAL ADMI. AND DIRECTION SERVICES	0.317	0.100		0.417	0.274	0.100	0.374	0.043			0.043		10.23
EDUCATION SERVICES	0.300		0.300		0.300		0.300						
HEALTH SERVICES	0.675		0.675		0.070		0.070		0.605		0.605		89.63
AGRICULTURE SERVICES	0.069		0.069		0.069		0.069						
LIVESTOCK SERVICES	0.030	0.242		0.272	0.030	0.117	0.147		0.125		0.125		45.95
FORESTRY SERVICES	0.162		0.162		0.131		0.131		0.031		0.031		19.10
ROADS & BRIDGES SERVICES	0.452		0.452		0.213		0.213		0.239		0.239		52.79
RELIGION AND CULTURAL SERVICES	0.200		0.200		0.103		0.103		0.097		0.097		48.68
	<b>0.347</b>	<b>2.200</b>		<b>2.547</b>	<b>0.304</b>	<b>1.103</b>	<b>1.407</b>	<b>0.043</b>	<b>1.097</b>		<b>1.140</b>		<b>44.74</b>
DZONGKHAG ADMINISTRATION, SARPANG													
GENERAL ADMI. AND DIRECTION SERVICES	18.476	3.223		21.699	17.324	2.729	20.052	1.152	0.494		1.647		7.59
SURVEY AND LAND RECORD SERVICES	1.280	0.350		1.630	1.205	0.247	1.452	0.075	0.103		0.178		10.92
REGISTRATION AND CENSUS SERVICES	4.505	0.880		5.385	4.485	0.871	5.356	0.020	0.009		0.029		0.54
EDUCATION SERVICES	55.621	2.881		58.502	51.741	1.625	53.366	3.880	1.256		5.136		8.78
HEALTH SERVICES	16.870	3.246		20.116	15.106	2.317	17.423	1.764	0.929		2.693		13.39
AGRICULTURE SERVICES	4.596	1.600		6.196	4.441	1.226	5.667	0.155	0.374		0.529		8.54
LIVESTOCK SERVICES	5.522	2.431		7.953	5.346	2.355	7.700	0.176	0.076		0.253		3.18
FORESTRY SERVICES	3.153	1.054		4.207	3.103	0.807	3.910	0.050	0.247		0.297		7.06
URBAN DEV. AND ENGINEERING SERVICES	11.295	7.900		19.195	10.777	5.530	16.307	0.518	2.370		2.888		15.05
RELIGION AND CULTURAL SERVICES	0.597	10.787		11.384	0.433	10.513	10.946	0.164	0.274		0.438		3.85
	<b>121.915</b>	<b>34.352</b>		<b>156.267</b>	<b>113.959</b>	<b>28.220</b>	<b>142.179</b>	<b>7.956</b>	<b>6.132</b>		<b>14.088</b>		<b>9.02</b>
BHUR GEWOG													
GENERAL ADMI. AND DIRECTION SERVICES	0.316	0.680		0.996	0.308	0.493	0.802	0.008	0.187		0.194		19.51
EDUCATION SERVICES	0.140		0.140		0.104		0.104		0.036		0.036		25.76
AGRICULTURE SERVICES	0.030	2.893		2.923	0.030	2.145	2.175		0.748		0.748		25.59
LIVESTOCK SERVICES	0.041	0.017		0.058	0.041	0.017	0.058	0.000	0.000		0.000		0.22
FORESTRY SERVICES	0.023		0.023		0.023		0.023		0.000		0.000		0.17
	<b>0.387</b>	<b>3.753</b>		<b>4.140</b>	<b>0.379</b>	<b>2.782</b>	<b>3.161</b>	<b>0.008</b>	<b>0.971</b>		<b>0.979</b>		<b>23.64</b>
CHUZAGANG GEWOG													
GENERAL ADMI. AND DIRECTION SERVICES	0.321	0.050		0.371	0.283	0.050	0.333	0.038			0.038		10.33
EDUCATION SERVICES	0.835		0.835		0.816		0.816		0.019		0.019		2.27
AGRICULTURE SERVICES	0.030	0.971		1.001	0.030	0.912	0.942		0.059		0.059		5.93
LIVESTOCK SERVICES	0.010	0.037		0.047	0.010	0.037	0.047	0.000	0.000		0.000		0.53

**STATEMENT OF REVISED BUDGET & ACTUAL OUTCOME COMPARISON FOR THE FY 2005-2006: BY PROGRAM**

ADMINISTRATIVE & PROGRAM NAME	Nu. in Millions												
	REVISED APPROPRIATIONS				ACTUAL ANNUAL EXPENDITURE				AMOUNT OF VARIATION				
	CURRENT	CAPITAL	LEND/ REPAY	TOTAL	CURRENT	CAPITAL	LEND/ REPAY	TOTAL	CURRENT	CAPITAL	LEND/ REPAY	TOTAL	VAR %
FORESTRY SERVICES	0.025		0.025		0.025		0.025						
RELIGION AND CULTURAL SERVICES	0.060		0.060					0.060		0.060			100.00
	<b>0.361</b>	<b>1.978</b>		<b>2.339</b>	<b>0.322</b>	<b>1.840</b>	<b>2.162</b>	<b>0.039</b>	<b>0.138</b>		<b>0.177</b>		<b>7.56</b>
DEKILING GEWOG													
GENERAL ADMI. AND DIRECTION SERVICES	0.316	0.970		1.286	0.250	0.903	1.154	0.066	0.067		0.132		10.30
EDUCATION SERVICES	0.100		0.100		0.031		0.031		0.069		0.069		68.77
AGRICULTURE SERVICES	0.020	3.688		3.708	0.020	0.929	0.949	0.000	2.759		2.759		74.41
LIVESTOCK SERVICES	0.010	0.063		0.073	0.010	0.060	0.070		0.003		0.003		4.10
FORESTRY SERVICES	0.067		0.067		0.055		0.055		0.012		0.012		18.54
	<b>0.346</b>	<b>4.888</b>		<b>5.234</b>	<b>0.280</b>	<b>1.978</b>	<b>2.258</b>	<b>0.066</b>	<b>2.910</b>		<b>2.976</b>		<b>56.86</b>
DOEBAN GEWOG													
GENERAL ADMI. AND DIRECTION SERVICES	0.305	0.004		0.309	0.277	0.003	0.280	0.028	0.001		0.029		9.43
HEALTH SERVICES	0.087		0.087		0.073		0.073		0.014		0.014		15.67
AGRICULTURE SERVICES	0.030	0.650		0.680	0.020	0.050	0.070	0.010	0.600		0.610		89.71
LIVESTOCK SERVICES	0.020	0.010		0.030	0.020	0.010	0.030						
FORESTRY SERVICES	0.010		0.010		0.010		0.010		0.000		0.000		0.05
ROADS & BRIDGES SERVICES	0.137		0.137		0.105		0.105		0.032		0.032		23.23
	<b>0.355</b>	<b>0.898</b>		<b>1.253</b>	<b>0.317</b>	<b>0.252</b>	<b>0.568</b>	<b>0.038</b>	<b>0.646</b>		<b>0.685</b>		<b>54.64</b>
DEORALI GEWOG													
GENERAL ADMI. AND DIRECTION SERVICES	0.299	0.600		0.899	0.287	0.103	0.390	0.012	0.497		0.509		56.59
HEALTH SERVICES	0.070		0.070		0.070		0.070						
AGRICULTURE SERVICES	0.030	0.040		0.070	0.020	0.040	0.060	0.010			0.010		14.29
LIVESTOCK SERVICES	0.030		0.030		0.030		0.030		0.000		0.000		0.28
FORESTRY SERVICES	0.010		0.010		0.010		0.010						
ROADS & BRIDGES SERVICES	0.003		0.003		0.003		0.003						
	<b>0.329</b>	<b>0.753</b>		<b>1.082</b>	<b>0.307</b>	<b>0.256</b>	<b>0.563</b>	<b>0.022</b>	<b>0.497</b>		<b>0.519</b>		<b>47.95</b>
GELEPHU GEWOG													
GENERAL ADMI. AND DIRECTION SERVICES	0.316	0.040		0.356	0.293	0.029	0.323	0.023	0.011		0.033		9.37
HEALTH SERVICES	0.070		0.070						0.070		0.070		100.00
AGRICULTURE SERVICES	0.515		0.515		0.345		0.345		0.170		0.170		32.96
LIVESTOCK SERVICES	0.030		0.030		0.025		0.025		0.005		0.005		15.98
FORESTRY SERVICES	0.010		0.010		0.010		0.010						
	<b>0.316</b>	<b>0.665</b>		<b>0.981</b>	<b>0.293</b>	<b>0.410</b>	<b>0.703</b>	<b>0.023</b>	<b>0.255</b>		<b>0.278</b>		<b>28.33</b>
HILLEY GEWOG													
GENERAL ADMI. AND DIRECTION SERVICES	0.316	0.700		1.016	0.284	0.691	0.975	0.032	0.009		0.041		4.01
EDUCATION SERVICES	0.100		0.100						0.100		0.100		100.00
HEALTH SERVICES	0.034		0.034		0.034		0.034		0.000		0.000		0.00

**STATEMENT OF REVISED BUDGET & ACTUAL OUTCOME COMPARISON FOR THE FY 2005-2006: BY PROGRAM**

ADMINISTRATIVE & PROGRAM NAME	Nu. in Millions												
	REVISED APPROPRIATIONS				ACTUAL ANNUAL EXPENDITURE				AMOUNT OF VARIATION				
	CURRENT	CAPITAL	LEND/ REPAY	TOTAL	CURRENT	CAPITAL	LEND/ REPAY	TOTAL	CURRENT	CAPITAL	LEND/ REPAY	TOTAL	VAR %
AGRICULTURE SERVICES	0.030	0.030		0.060	0.030	0.029	0.059	0.000	0.001		0.001		1.10
LIVESTOCK SERVICES	0.010	0.010		0.020	0.010	0.010	0.020		0.000		0.000		0.18
FORESTRY SERVICES	0.032		0.032		0.032		0.032		0.000		0.000		1.30
ROADS & BRIDGES SERVICES	0.103		0.103						0.103		0.103		100.00
RELIGION AND CULTURAL SERVICES	0.200		0.200						0.200		0.200		100.00
	<b>0.356</b>	<b>1.209</b>		<b>1.565</b>	<b>0.324</b>	<b>0.796</b>	<b>1.120</b>	<b>0.032</b>	<b>0.413</b>		<b>0.445</b>		<b>28.42</b>
<b>JIGMECHOLING GEWOG</b>													
GENERAL ADMI. AND DIRECTION SERVICES	0.316	0.090		0.406	0.304	0.080	0.384	0.012	0.010		0.022		5.47
EDUCATION SERVICES	0.484		0.484		0.483		0.483		0.001		0.001		0.12
HEALTH SERVICES	0.017		0.017		0.017		0.017		0.000		0.000		0.00
AGRICULTURE SERVICES	0.020	1.841		1.861	0.020	1.675	1.695		0.166		0.166		8.93
LIVESTOCK SERVICES	0.010	0.023		0.033	0.010	0.023	0.033		0.000		0.000		0.27
FORESTRY SERVICES	0.045		0.045		0.045		0.045		0.000		0.000		0.13
	<b>0.346</b>	<b>2.500</b>		<b>2.846</b>	<b>0.334</b>	<b>2.323</b>	<b>2.657</b>	<b>0.012</b>	<b>0.177</b>		<b>0.189</b>		<b>6.65</b>
<b>LHAMAYZINGKHA GEWOG</b>													
GENERAL ADMI. AND DIRECTION SERVICES	0.321	0.650		0.971	0.295	0.592	0.887	0.026	0.058		0.084		8.61
AGRICULTURE SERVICES	0.020	0.040		0.060	0.020	0.038	0.058		0.002		0.002		3.25
LIVESTOCK SERVICES	0.030		0.030		0.028		0.028		0.002		0.002		7.92
FORESTRY SERVICES	0.020		0.020		0.020		0.020						
	<b>0.341</b>	<b>0.740</b>		<b>1.081</b>	<b>0.315</b>	<b>0.678</b>	<b>0.993</b>	<b>0.026</b>	<b>0.062</b>		<b>0.088</b>		<b>8.14</b>
<b>NICHULA GEWOG</b>													
GENERAL ADMI. AND DIRECTION SERVICES	0.314	0.020		0.334	0.292	0.020	0.312	0.022			0.022		6.45
HEALTH SERVICES	0.034		0.034						0.034		0.034		100.00
AGRICULTURE SERVICES	0.020	0.040		0.060	0.020	0.039	0.059	0.000	0.001		0.001		1.54
LIVESTOCK SERVICES	0.030		0.030		0.030		0.030		0.000		0.000		1.62
FORESTRY SERVICES	0.010		0.010		0.010		0.010						
ROADS & BRIDGES SERVICES	0.023		0.023		0.022		0.022		0.001		0.001		4.91
	<b>0.334</b>	<b>0.157</b>		<b>0.491</b>	<b>0.312</b>	<b>0.120</b>	<b>0.433</b>	<b>0.022</b>	<b>0.037</b>		<b>0.058</b>		<b>11.83</b>
<b>SARPANGTAR GEWOG</b>													
GENERAL ADMI. AND DIRECTION SERVICES	0.314	0.020		0.334	0.276	0.020	0.296	0.038			0.038		11.45
AGRICULTURE SERVICES	0.020	0.340		0.360	0.020	0.039	0.059	0.000	0.301		0.301		83.53
LIVESTOCK SERVICES	0.030		0.030		0.030		0.030						
FORESTRY SERVICES	0.032		0.032		0.031		0.031		0.001		0.001		2.34
	<b>0.334</b>	<b>0.422</b>		<b>0.756</b>	<b>0.296</b>	<b>0.121</b>	<b>0.416</b>	<b>0.038</b>	<b>0.301</b>		<b>0.340</b>		<b>44.93</b>
<b>SERZHONG GEWOG</b>													
GENERAL ADMI. AND DIRECTION SERVICES	0.316	0.070		0.386	0.294	0.056	0.350	0.022	0.014		0.036		9.44
EDUCATION SERVICES	0.110		0.110		0.049		0.049		0.061		0.061		55.37

**STATEMENT OF REVISED BUDGET & ACTUAL OUTCOME COMPARISON FOR THE FY 2005-2006: BY PROGRAM**

ADMINISTRATIVE & PROGRAM NAME	Nu. in Millions												
	REVISED APPROPRIATIONS				ACTUAL ANNUAL EXPENDITURE				AMOUNT OF VARIATION				
	CURRENT	CAPITAL	LEND/ REPAY	TOTAL	CURRENT	CAPITAL	LEND/ REPAY	TOTAL	CURRENT	CAPITAL	LEND/ REPAY	TOTAL	VAR %
AGRICULTURE SERVICES	0.030	1.060		1.090	0.030	0.731	0.761		0.329		0.329		30.19
LIVESTOCK SERVICES	0.009	0.021		0.030	0.009	0.021	0.030	0.000	0.000		0.000		0.30
FORESTRY SERVICES	0.084		0.084		0.060		0.060		0.024		0.024		29.13
RELIGION AND CULTURAL SERVICES	0.300		0.300						0.300		0.300		100.00
	<b>0.355</b>	<b>1.645</b>		<b>2.000</b>	<b>0.333</b>	<b>0.917</b>	<b>1.249</b>	<b>0.022</b>	<b>0.728</b>		<b>0.751</b>		<b>37.55</b>
SINGHI GEWOG													
GENERAL ADMI. AND DIRECTION SERVICES	0.304			0.304	0.282		0.282	0.022			0.022		7.09
HEALTH SERVICES	0.017		0.017		0.017		0.017		0.000		0.000		0.00
AGRICULTURE SERVICES	0.025	0.050		0.075	0.025	0.048	0.073		0.002		0.002		3.09
LIVESTOCK SERVICES	0.010	0.030		0.040	0.010	0.029	0.039		0.001		0.001		2.83
FORESTRY SERVICES	0.050		0.050		0.050		0.050		0.000		0.000		0.33
ROADS & BRIDGES SERVICES	0.121		0.121		0.121		0.121						
	<b>0.339</b>	<b>0.268</b>		<b>0.607</b>	<b>0.317</b>	<b>0.264</b>	<b>0.582</b>	<b>0.022</b>	<b>0.004</b>		<b>0.025</b>		<b>4.15</b>
UMLING GEWOG													
GENERAL ADMI. AND DIRECTION SERVICES	0.311	0.070		0.381	0.275	0.065	0.339	0.036	0.005		0.042		10.93
EDUCATION SERVICES	0.050		0.050		0.021		0.021		0.029		0.029		57.40
HEALTH SERVICES	0.121		0.121		0.096		0.096		0.025		0.025		20.72
AGRICULTURE SERVICES	0.030	0.350		0.380	0.030	0.309	0.339		0.041		0.041		10.69
LIVESTOCK SERVICES	0.006	0.032		0.038		0.032	0.032	0.006	0.001		0.007		17.11
FORESTRY SERVICES	0.067		0.067		0.048		0.048		0.019		0.019		27.67
URBAN DEV. AND ENGINEERING SERVICES	0.200		0.200						0.200		0.200		100.00
	<b>0.347</b>	<b>0.890</b>		<b>1.237</b>	<b>0.305</b>	<b>0.571</b>	<b>0.876</b>	<b>0.042</b>	<b>0.319</b>		<b>0.361</b>		<b>29.19</b>
DZONGKHAG ADMINISTRATION, ZHEMGANG													
GENERAL ADMI. AND DIRECTION SERVICES	16.086	6.045		22.131	14.874	4.423	19.297	1.212	1.622		2.834		12.80
SURVEY AND LAND RECORD SERVICES	0.575	0.240		0.815	0.648	0.205	0.853	-0.073	0.035		-0.038		-4.70
REGISTRATION AND CENSUS SERVICES	0.800	0.120		0.920	0.781	0.115	0.896	0.019	0.005		0.024		2.56
EDUCATION SERVICES	52.210	14.553		66.763	49.146	13.522	62.668	3.064	1.031		4.095		6.13
HEALTH SERVICES	21.033	7.775		28.808	19.326	6.205	25.530	1.707	1.570		3.278		11.38
AGRICULTURE SERVICES	4.150	6.196		10.346	3.858	5.227	9.085	0.292	0.969		1.261		12.19
LIVESTOCK SERVICES	4.555	0.635		5.190	4.287	0.314	4.600	0.268	0.321		0.590		11.36
FORESTRY SERVICES	2.267	1.105		3.372	2.205	0.707	2.913	0.062	0.398		0.459		13.62
URBAN DEV. AND ENGINEERING SERVICES	8.041	5.150		13.191	7.847	1.444	9.291	0.194	3.706		3.900		29.56
RELIGION AND CULTURAL SERVICES	0.540	3.733		4.273	0.520	3.705	4.226	0.020	0.028		0.047		1.11
	<b>110.257</b>	<b>45.552</b>		<b>155.809</b>	<b>103.492</b>	<b>35.868</b>	<b>139.360</b>	<b>6.765</b>	<b>9.684</b>		<b>16.449</b>		<b>10.56</b>
BARDO GEOG													
GENERAL ADMI. AND DIRECTION SERVICES	0.314	0.045		0.359	0.296	0.045	0.340	0.018	0.000		0.019		5.25
EDUCATION SERVICES	1.391		1.391		1.103		1.103		0.288		0.288		20.68

**STATEMENT OF REVISED BUDGET & ACTUAL OUTCOME COMPARISON FOR THE FY 2005-2006: BY PROGRAM**

ADMINISTRATIVE & PROGRAM NAME	Nu. in Millions												
	REVISED APPROPRIATIONS				ACTUAL ANNUAL EXPENDITURE				AMOUNT OF VARIATION				
	CURRENT	CAPITAL	LEND/ REPAY	TOTAL	CURRENT	CAPITAL	LEND/ REPAY	TOTAL	CURRENT	CAPITAL	LEND/ REPAY	TOTAL	VAR %
HEALTH SERVICES	0.029		0.029		0.016		0.016		0.013		0.013		44.29
AGRICULTURE SERVICES	1.137		1.137		0.982		0.982		0.155		0.155		13.63
LIVESTOCK SERVICES	0.050		0.050		0.050		0.050						
FORESTRY SERVICES	0.030		0.030		0.030		0.030		0.000		0.000		0.02
ROADS & BRIDGES SERVICES	0.166		0.166		0.120		0.120		0.046		0.046		27.84
RELIGION AND CULTURAL SERVICES	0.400		0.400		0.400		0.400						
	<b>0.314</b>	<b>3.248</b>		<b>3.562</b>	<b>0.296</b>	<b>2.746</b>	<b>3.041</b>	<b>0.018</b>	<b>0.502</b>		<b>0.521</b>		<b>14.61</b>
<b>BJOKA GEOG</b>													
GENERAL ADMI. AND DIRECTION SERVICES	0.314			0.314	0.294		0.294	0.020			0.020		6.32
EDUCATION SERVICES	0.900		0.900		0.395		0.395		0.505		0.505		56.13
HEALTH SERVICES	0.046		0.046		0.011		0.011		0.035		0.035		75.54
AGRICULTURE SERVICES	0.025		0.025		0.025		0.025						
LIVESTOCK SERVICES	0.030		0.030		0.030		0.030						
FORESTRY SERVICES	0.032		0.032		0.032		0.032		0.000		0.000		0.11
ROADS & BRIDGES SERVICES	0.827		0.827		0.406		0.406		0.421		0.421		50.87
RELIGION AND CULTURAL SERVICES	0.200		0.200						0.200		0.200		100.00
	<b>0.314</b>	<b>2.060</b>		<b>2.374</b>	<b>0.294</b>	<b>0.899</b>	<b>1.194</b>	<b>0.020</b>	<b>1.161</b>		<b>1.180</b>		<b>49.73</b>
<b>NANGKOR GEOG</b>													
GENERAL ADMI. AND DIRECTION SERVICES	0.314	0.085		0.399	0.310	0.085	0.395	0.004	0.000		0.004		1.00
EDUCATION SERVICES	0.185		0.185		0.111		0.111		0.074		0.074		40.08
HEALTH SERVICES	0.164		0.164		0.051		0.051		0.113		0.113		68.97
AGRICULTURE SERVICES	2.347		2.347		1.753		1.753		0.594		0.594		25.30
LIVESTOCK SERVICES	0.062		0.062		0.062		0.062						
FORESTRY SERVICES	0.052		0.052		0.049		0.049		0.003		0.003		5.07
ROADS & BRIDGES SERVICES	0.186		0.186		0.173		0.173		0.013		0.013		6.90
RELIGION AND CULTURAL SERVICES	1.100		1.100		1.074		1.074		0.026		0.026		2.40
	<b>0.314</b>	<b>4.181</b>		<b>4.495</b>	<b>0.310</b>	<b>3.358</b>	<b>3.668</b>	<b>0.004</b>	<b>0.823</b>		<b>0.827</b>		<b>18.40</b>
<b>NGANGLA GEOG</b>													
GENERAL ADMI. AND DIRECTION SERVICES	0.314			0.314	0.314		0.314	0.000			0.000		0.14
EDUCATION SERVICES	0.700		0.700						0.700		0.700		100.00
HEALTH SERVICES	0.029		0.029		0.011		0.011		0.018		0.018		61.21
AGRICULTURE SERVICES	0.875		0.875		0.600		0.600		0.275		0.275		31.44
LIVESTOCK SERVICES	0.050		0.050		0.050		0.050						
FORESTRY SERVICES	0.057		0.057		0.037		0.037		0.020		0.020		35.45
ROADS & BRIDGES SERVICES	0.927		0.927		0.016		0.016		0.911		0.911		98.30
URBAN DEV. AND ENGINEERING SERVICES	0.018		0.018						0.018		0.018		100.00
RELIGION AND CULTURAL SERVICES	0.250		0.250						0.250		0.250		100.00

**STATEMENT OF REVISED BUDGET & ACTUAL OUTCOME COMPARISON FOR THE FY 2005-2006: BY PROGRAM**

ADMINISTRATIVE & PROGRAM NAME	Nu. in Millions												
	REVISED APPROPRIATIONS				ACTUAL ANNUAL EXPENDITURE				AMOUNT OF VARIATION				
	CURRENT	CAPITAL	LEND/ REPAY	TOTAL	CURRENT	CAPITAL	LEND/ REPAY	TOTAL	CURRENT	CAPITAL	LEND/ REPAY	TOTAL	VAR %
	<b>0.314</b>	<b>2.906</b>		<b>3.220</b>	<b>0.314</b>	<b>0.714</b>	<b>1.027</b>	<b>0.000</b>	<b>2.192</b>		<b>2.193</b>		<b>68.10</b>
PHANGKHAR GEOG													
GENERAL ADMI. AND DIRECTION SERVICES	0.314	0.365		0.679	0.307	0.365	0.672	0.007	0.000		0.007		1.10
EDUCATION SERVICES	0.250		0.250		0.250		0.250		0.000		0.000		0.00
HEALTH SERVICES	0.029		0.029		0.023		0.023		0.006		0.006		20.19
AGRICULTURE SERVICES	0.725		0.725		0.683		0.683		0.042		0.042		5.86
LIVESTOCK SERVICES	1.562		1.562		1.529		1.529		0.033		0.033		2.11
FORESTRY SERVICES	0.035		0.035		0.035		0.035		0.000		0.000		0.05
ROADS & BRIDGES SERVICES	1.211		1.211		1.083		1.083		0.128		0.128		10.56
RELIGION AND CULTURAL SERVICES	0.400		0.400		0.333		0.333		0.067		0.067		16.75
	<b>0.314</b>	<b>4.577</b>		<b>4.891</b>	<b>0.307</b>	<b>4.301</b>	<b>4.607</b>	<b>0.007</b>	<b>0.276</b>		<b>0.284</b>		<b>5.80</b>
SHINGKAR GEOG													
GENERAL ADMI. AND DIRECTION SERVICES	0.314	0.841		1.155	0.295	0.825	1.120	0.019	0.016		0.035		3.04
EDUCATION SERVICES	0.774		0.774		0.772		0.772		0.002		0.002		0.29
HEALTH SERVICES	0.041		0.041		0.032		0.032		0.009		0.009		22.91
AGRICULTURE SERVICES	0.812		0.812		0.682		0.682		0.130		0.130		15.97
LIVESTOCK SERVICES	0.050		0.050		0.050		0.050						
FORESTRY SERVICES	0.030		0.030		0.030		0.030		0.000		0.000		0.02
ROADS & BRIDGES SERVICES	0.116		0.116						0.116		0.116		100.00
RELIGION AND CULTURAL SERVICES	0.400		0.400		0.318		0.318		0.082		0.082		20.45
	<b>0.314</b>	<b>3.064</b>		<b>3.378</b>	<b>0.295</b>	<b>2.709</b>	<b>3.004</b>	<b>0.019</b>	<b>0.355</b>		<b>0.374</b>		<b>11.08</b>
TRONG GEOG													
GENERAL ADMI. AND DIRECTION SERVICES	0.314	0.500		0.814	0.312		0.312	0.002	0.500		0.502		61.72
HEALTH SERVICES	0.034		0.034		0.016		0.016		0.018		0.018		53.10
AGRICULTURE SERVICES	8.680		8.680		7.994		7.994		0.686		0.686		7.91
LIVESTOCK SERVICES	0.030	1.550		1.580	1.132		1.132	0.030	0.418		0.448		28.38
FORESTRY SERVICES	0.025		0.025		0.012		0.012		0.013		0.013		53.74
ROADS & BRIDGES SERVICES	0.303		0.303		0.256		0.256		0.047		0.047		15.63
RELIGION AND CULTURAL SERVICES	0.400		0.400		0.330		0.330		0.070		0.070		17.57
	<b>0.344</b>	<b>11.492</b>		<b>11.836</b>	<b>0.312</b>	<b>9.738</b>	<b>10.050</b>	<b>0.032</b>	<b>1.754</b>		<b>1.786</b>		<b>15.09</b>
GOSHING GEOG													
GENERAL ADMI. AND DIRECTION SERVICES	0.314	0.070		0.384	0.307	0.070	0.376	0.007	0.000		0.008		2.04
EDUCATION SERVICES	0.212		0.212		0.149		0.149		0.063		0.063		29.69
AGRICULTURE SERVICES	0.025		0.025		0.025		0.025						
LIVESTOCK SERVICES	0.062		0.062		0.062		0.062		0.000		0.000		0.24
FORESTRY SERVICES	0.025		0.025		0.025		0.025		0.000		0.000		0.02
ROADS & BRIDGES SERVICES	0.796		0.796		0.158		0.158		0.638		0.638		80.12



**STATEMENT OF REVISED BUDGET & ACTUAL OUTCOME COMPARISON FOR THE FY 2005-2006: BY PROGRAM**

ADMINISTRATIVE & PROGRAM NAME	Nu. in Millions												
	REVISED APPROPRIATIONS				ACTUAL ANNUAL EXPENDITURE				AMOUNT OF VARIATION				
	CURRENT	CAPITAL	LEND/ REPAY	TOTAL	CURRENT	CAPITAL	LEND/ REPAY	TOTAL	CURRENT	CAPITAL	LEND/ REPAY	TOTAL	VAR %
RELIGION AND CULTURAL SERVICES	0.400		0.400						0.400		0.400		100.00
	<b>0.314</b>	<b>1.590</b>		<b>1.904</b>	<b>0.307</b>	<b>0.489</b>	<b>0.795</b>	<b>0.007</b>	<b>1.101</b>		<b>1.109</b>		<b>58.23</b>
DZONGKHAG ADMINISTRATION, TRONGSA													
GENERAL ADMI. AND DIRECTION SERVICES	11.229	55.299		66.528	11.350	31.917	43.267	-0.121	23.382		23.261		34.96
SURVEY AND LAND RECORD SERVICES	0.671	0.210		0.881	0.629	0.210	0.839	0.042	0.000		0.042		4.75
REGISTRATION AND CENSUS SERVICES	0.586	0.160		0.746	0.550	0.130	0.680	0.036	0.030		0.066		8.87
EDUCATION SERVICES	33.055	16.868		49.923	34.165	11.385	45.550	-1.110	5.483		4.373		8.76
HEALTH SERVICES	9.752	1.235		10.987	10.304	1.218	11.522	-0.552	0.017		-0.535		-4.87
AGRICULTURE SERVICES	2.436	0.945		3.381	2.284	0.709	2.993	0.152	0.236		0.388		11.48
LIVESTOCK SERVICES	4.639	2.280		6.919	4.705	2.793	7.498	-0.066	-0.513		-0.579		-8.38
FORESTRY SERVICES	1.532	0.830		2.362	1.490	0.748	2.238	0.042	0.082		0.124		5.26
URBAN DEV. AND ENGINEERING SERVICES	6.077	8.744		14.821	6.162	7.904	14.065	-0.085	0.840		0.756		5.10
RELIGION AND CULTURAL SERVICES	0.960	3.984		4.944	0.932	3.522	4.454	0.028	0.462		0.490		9.91
	<b>70.937</b>	<b>90.555</b>		<b>161.492</b>	<b>72.571</b>	<b>60.536</b>	<b>133.107</b>	<b>-1.634</b>	<b>30.019</b>		<b>28.385</b>		<b>17.58</b>
DRAGTENG GEWOG													
GENERAL ADMI. AND DIRECTION SERVICES	0.331	0.050		0.381	0.326	0.049	0.375	0.005	0.001		0.006		1.47
EDUCATION SERVICES	0.080		0.080		0.080		0.080						
AGRICULTURE SERVICES	0.040	0.575		0.615	0.020	0.050	0.070	0.020	0.525		0.545		88.64
LIVESTOCK SERVICES	0.843		0.843		0.839		0.839		0.004		0.004		0.42
FORESTRY SERVICES	0.020	0.135		0.155	0.020	0.135	0.155		0.000		0.000		0.09
RELIGION AND CULTURAL SERVICES	0.200		0.200		0.200		0.200						
	<b>0.391</b>	<b>1.883</b>		<b>2.274</b>	<b>0.366</b>	<b>1.354</b>	<b>1.720</b>	<b>0.025</b>	<b>0.529</b>		<b>0.554</b>		<b>24.38</b>
KORPHU GEWOG													
GENERAL ADMI. AND DIRECTION SERVICES	0.304	0.600		0.904	0.304		0.304	0.000	0.600		0.600		66.41
AGRICULTURE SERVICES	0.040	5.480		5.520	0.020	5.419	5.439	0.020	0.061		0.081		1.46
LIVESTOCK SERVICES	0.020	0.042		0.062	0.020	0.035	0.055		0.007		0.007		11.83
FORESTRY SERVICES	0.030	0.035		0.065	0.029	0.035	0.064	0.001	0.000		0.001		0.91
RELIGION AND CULTURAL SERVICES	0.400		0.400		0.400		0.400						
	<b>0.394</b>	<b>6.557</b>		<b>6.951</b>	<b>0.373</b>	<b>5.889</b>	<b>6.262</b>	<b>0.021</b>	<b>0.668</b>		<b>0.689</b>		<b>9.91</b>
LANGTHEL GEWOG													
GENERAL ADMI. AND DIRECTION SERVICES	0.309	0.050		0.359	0.308	0.050	0.358	0.001			0.001		0.16
EDUCATION SERVICES	1.314		1.314		1.311		1.311		0.003		0.003		0.20
HEALTH SERVICES	0.126		0.126		0.125		0.125		0.001		0.001		0.55
AGRICULTURE SERVICES	0.040	2.550		2.590	0.020	2.517	2.537	0.020	0.033		0.053		2.03
LIVESTOCK SERVICES	0.020	0.774		0.794	0.020	0.762	0.782		0.012		0.012		1.52
FORESTRY SERVICES	0.030	0.090		0.120	0.030	0.090	0.120		0.000		0.000		0.09
	<b>0.399</b>	<b>4.904</b>		<b>5.303</b>	<b>0.378</b>	<b>4.856</b>	<b>5.234</b>	<b>0.021</b>	<b>0.048</b>		<b>0.069</b>		<b>1.30</b>

**STATEMENT OF REVISED BUDGET & ACTUAL OUTCOME COMPARISON FOR THE FY 2005-2006: BY PROGRAM**

ADMINISTRATIVE & PROGRAM NAME	Nu. in Millions												
	REVISED APPROPRIATIONS				ACTUAL ANNUAL EXPENDITURE				AMOUNT OF VARIATION				
	CURRENT	CAPITAL	LEND/ REPAY	TOTAL	CURRENT	CAPITAL	LEND/ REPAY	TOTAL	CURRENT	CAPITAL	LEND/ REPAY	TOTAL	VAR %
<b>NUBI GEWOG</b>													
GENERAL ADMI. AND DIRECTION SERVICES	0.327			0.327	0.300		0.300	0.027			0.027		8.17
EDUCATION SERVICES	0.700		0.700		0.700		0.700						
HEALTH SERVICES	0.114		0.114		0.113		0.113		0.001		0.001		1.05
AGRICULTURE SERVICES	0.040	2.302		2.342	0.020	2.297	2.317	0.020	0.005		0.025		1.06
LIVESTOCK SERVICES	0.020	0.070		0.090	0.020	0.033	0.053		0.037		0.037		41.24
FORESTRY SERVICES	0.020	0.034		0.054	0.020	0.034	0.054		0.000		0.000		0.54
RELIGION AND CULTURAL SERVICES	0.800		0.800		0.796		0.796		0.004		0.004		0.44
	<b>0.407</b>	<b>4.020</b>		<b>4.427</b>	<b>0.360</b>	<b>3.973</b>	<b>4.333</b>	<b>0.047</b>	<b>0.047</b>		<b>0.094</b>		<b>2.11</b>
<b>TANGBI GEWOG</b>													
GENERAL ADMI. AND DIRECTION SERVICES	0.321	0.750		1.071	0.304	0.750	1.054	0.017	0.000		0.017		1.63
EDUCATION SERVICES	2.300		2.300		1.835		1.835		0.465		0.465		20.22
HEALTH SERVICES	0.040		0.040		0.039		0.039		0.001		0.001		2.43
AGRICULTURE SERVICES	0.050	1.189		1.239	0.030	1.066	1.096	0.020	0.123		0.143		11.53
LIVESTOCK SERVICES	0.070	0.062		0.132	0.020	0.061	0.081	0.050	0.001		0.051		38.32
FORESTRY SERVICES	0.020	0.032		0.052	0.020	0.032	0.052		0.000		0.000		0.23
ROADS & BRIDGES SERVICES	0.380		0.380		0.068		0.068		0.312		0.312		82.17
RELIGION AND CULTURAL SERVICES	0.650		0.650		0.582		0.582		0.068		0.068		10.45
	<b>0.461</b>	<b>5.403</b>		<b>5.864</b>	<b>0.374</b>	<b>4.433</b>	<b>4.807</b>	<b>0.087</b>	<b>0.970</b>		<b>1.057</b>		<b>18.03</b>
<b>DZONGKHAG ADMINISTRATION, LHUENTSE</b>													
GENERAL ADMI. AND DIRECTION SERVICES	10.807	5.929		16.736	10.318	4.905	15.223	0.489	1.024		1.513		9.04
SURVEY AND LAND RECORD SERVICES	0.333			0.333	0.328		0.328	0.005			0.005		1.58
REGISTRATION AND CENSUS SERVICES	0.709	0.119		0.828	0.686	0.119	0.805	0.023			0.023		2.72
EDUCATION SERVICES	35.895	11.482		47.377	32.116	11.021	43.137	3.779	0.461		4.240		8.95
HEALTH SERVICES	12.000	11.101		23.101	11.697	5.845	17.542	0.303	5.256		5.559		24.06
FORESTRY SERVICES	1.954	0.620		2.574	1.837	0.612	2.449	0.117	0.008		0.125		4.84
URBAN DEV. AND ENGINEERING SERVICES	5.964	0.692		6.656	5.668	0.691	6.359	0.296	0.001		0.297		4.46
RELIGION AND CULTURAL SERVICES	0.720	3.230		3.950	0.720	1.544	2.264	0.000	1.686		1.686		42.69
	<b>68.382</b>	<b>33.173</b>		<b>101.555</b>	<b>63.370</b>	<b>24.737</b>	<b>88.107</b>	<b>5.012</b>	<b>8.436</b>		<b>13.448</b>		<b>13.24</b>
<b>GANGZUR GEOG</b>													
GENERAL ADMI. AND DIRECTION SERVICES	0.321	1.132		1.453	0.290	0.825	1.115	0.031	0.307		0.338		23.26
HEALTH SERVICES	0.042		0.042						0.042		0.042		100.00
AGRICULTURE SERVICES	0.560		0.560		0.540		0.540		0.020		0.020		3.56
FORESTRY SERVICES	0.013		0.013		0.008		0.008		0.005		0.005		35.00
ROADS & BRIDGES SERVICES	1.012		1.012		0.907		0.907		0.105		0.105		10.36
RELIGION AND CULTURAL SERVICES	0.200		0.200		0.118		0.118		0.082		0.082		40.98
	<b>0.321</b>	<b>2.959</b>		<b>3.280</b>	<b>0.290</b>	<b>2.399</b>	<b>2.689</b>	<b>0.031</b>	<b>0.560</b>		<b>0.591</b>		<b>18.03</b>

**STATEMENT OF REVISED BUDGET & ACTUAL OUTCOME COMPARISON FOR THE FY 2005-2006: BY PROGRAM**

ADMINISTRATIVE & PROGRAM NAME	Nu. in Millions												
	REVISED APPROPRIATIONS				ACTUAL ANNUAL EXPENDITURE				AMOUNT OF VARIATION				
	CURRENT	CAPITAL	LEND/ REPAY	TOTAL	CURRENT	CAPITAL	LEND/ REPAY	TOTAL	CURRENT	CAPITAL	LEND/ REPAY	TOTAL	VAR %
JAREY GEOG													
GENERAL ADMI. AND DIRECTION SERVICES	0.309	0.020		0.329	0.289	0.001	0.290	0.020	0.019		0.039		11.74
HEALTH SERVICES	0.051		0.051		0.036		0.036		0.015		0.015		29.41
AGRICULTURE SERVICES	0.755		0.755		0.718		0.718		0.037		0.037		4.96
LIVESTOCK SERVICES	0.015		0.015		0.010		0.010		0.005		0.005		33.33
FORESTRY SERVICES	0.042		0.042		0.018		0.018		0.024		0.024		57.14
ROADS & BRIDGES SERVICES	0.580		0.580		0.193		0.193		0.387		0.387		66.76
RELIGION AND CULTURAL SERVICES	0.200		0.200		0.110		0.110		0.090		0.090		44.80
	<b>0.309</b>	<b>1.663</b>		<b>1.972</b>	<b>0.289</b>	<b>1.086</b>	<b>1.375</b>	<b>0.020</b>	<b>0.577</b>		<b>0.597</b>		<b>30.27</b>
KHOMA GEOG													
GENERAL ADMI. AND DIRECTION SERVICES	0.318	0.075		0.393	0.296	0.054	0.350	0.022	0.021		0.043		10.93
EDUCATION SERVICES	0.250		0.250						0.250		0.250		100.00
HEALTH SERVICES	0.075		0.075		0.051		0.051		0.024		0.024		32.00
AGRICULTURE SERVICES	0.721		0.721		0.167		0.167		0.554		0.554		76.88
LIVESTOCK SERVICES	0.039		0.039						0.039		0.039		100.00
FORESTRY SERVICES	0.075		0.075		0.060		0.060		0.015		0.015		20.00
ROADS & BRIDGES SERVICES	1.045		1.045		1.045		1.045		0.000		0.000		0.01
RELIGION AND CULTURAL SERVICES	0.200		0.200		0.200		0.200		0.000		0.000		0.11
	<b>0.318</b>	<b>2.480</b>		<b>2.798</b>	<b>0.296</b>	<b>1.576</b>	<b>1.872</b>	<b>0.022</b>	<b>0.904</b>		<b>0.926</b>		<b>33.08</b>
KURTOE GEOG													
GENERAL ADMI. AND DIRECTION SERVICES	0.310	0.040		0.350	0.236	0.004	0.240	0.074	0.036		0.110		31.40
EDUCATION SERVICES	0.250		0.250		0.250		0.250		0.000		0.000		0.00
HEALTH SERVICES	0.087		0.087		0.079		0.079		0.008		0.008		9.62
FORESTRY SERVICES	0.170		0.170		0.049		0.049		0.121		0.121		71.12
ROADS & BRIDGES SERVICES	0.218		0.218		0.192		0.192		0.026		0.026		11.86
RELIGION AND CULTURAL SERVICES	0.200		0.200		0.162		0.162		0.038		0.038		19.16
	<b>0.310</b>	<b>0.965</b>		<b>1.275</b>	<b>0.236</b>	<b>0.736</b>	<b>0.972</b>	<b>0.074</b>	<b>0.229</b>		<b>0.303</b>		<b>23.79</b>
MINJAY GEOG													
GENERAL ADMI. AND DIRECTION SERVICES	0.309	1.027		1.336	0.306	0.913	1.219	0.003	0.114		0.117		8.77
EDUCATION SERVICES	0.250		0.250		0.250		0.250		0.000		0.000		0.02
HEALTH SERVICES	0.034		0.034		0.033		0.033		0.001		0.001		2.72
AGRICULTURE SERVICES	2.601		2.601		2.468		2.468		0.133		0.133		5.10
LIVESTOCK SERVICES	0.239		0.239		0.023		0.023		0.216		0.216		90.38
FORESTRY SERVICES	0.055		0.055		0.025		0.025		0.030		0.030		54.55
RELIGION AND CULTURAL SERVICES	0.200		0.200		0.200		0.200						
	<b>0.309</b>	<b>4.406</b>		<b>4.715</b>	<b>0.306</b>	<b>3.912</b>	<b>4.218</b>	<b>0.003</b>	<b>0.494</b>		<b>0.497</b>		<b>10.54</b>
MINBI GEOG													

**STATEMENT OF REVISED BUDGET & ACTUAL OUTCOME COMPARISON FOR THE FY 2005-2006: BY PROGRAM**

ADMINISTRATIVE & PROGRAM NAME	Nu. in Millions												
	REVISED APPROPRIATIONS				ACTUAL ANNUAL EXPENDITURE				AMOUNT OF VARIATION				
	CURRENT	CAPITAL	LEND/ REPAY	TOTAL	CURRENT	CAPITAL	LEND/ REPAY	TOTAL	CURRENT	CAPITAL	LEND/ REPAY	TOTAL	VAR %
GENERAL ADM. AND DIRECTION SERVICES	0.319	0.900		1.219	0.307	0.714	1.022	0.012	0.186		0.197		16.20
EDUCATION SERVICES	0.100		0.100		0.086		0.086		0.014		0.014		13.80
HEALTH SERVICES	0.034		0.034		0.032		0.032		0.002		0.002		4.71
AGRICULTURE SERVICES	0.636		0.636		0.565		0.565		0.071		0.071		11.20
LIVESTOCK SERVICES	0.117		0.117		0.070		0.070		0.047		0.047		39.99
FORESTRY SERVICES	0.037		0.037		0.014		0.014		0.023		0.023		62.58
ROADS & BRIDGES SERVICES	0.816		0.816		0.299		0.299		0.517		0.517		63.40
RELIGION AND CULTURAL SERVICES	0.200		0.200		0.156		0.156		0.044		0.044		21.95
	<b>0.319</b>	<b>2.840</b>		<b>3.159</b>	<b>0.307</b>	<b>1.936</b>	<b>2.244</b>	<b>0.012</b>	<b>0.904</b>		<b>0.915</b>		<b>28.97</b>
<b>METSHO GEOG</b>													
GENERAL ADM. AND DIRECTION SERVICES	0.304	0.020		0.324	0.258		0.258	0.046	0.020		0.066		20.36
EDUCATION SERVICES	0.300		0.300		0.200		0.200		0.100		0.100		33.33
HEALTH SERVICES	0.075		0.075		0.059		0.059		0.016		0.016		20.84
AGRICULTURE SERVICES	1.313		1.313		1.050		1.050		0.263		0.263		20.05
FORESTRY SERVICES	0.170		0.170		0.010		0.010		0.160		0.160		94.12
ROADS & BRIDGES SERVICES	0.030		0.030		0.027		0.027		0.003		0.003		11.55
RELIGION AND CULTURAL SERVICES	0.200		0.200		0.186		0.186		0.014		0.014		7.16
	<b>0.304</b>	<b>2.108</b>		<b>2.412</b>	<b>0.258</b>	<b>1.531</b>	<b>1.789</b>	<b>0.046</b>	<b>0.577</b>		<b>0.623</b>		<b>25.81</b>
<b>TSENKHAR GEOG</b>													
GENERAL ADM. AND DIRECTION SERVICES	0.356	0.850		1.206	0.284	0.850	1.134	0.072			0.072		6.01
EDUCATION SERVICES	0.793		0.793		0.726		0.726		0.067		0.067		8.39
HEALTH SERVICES	0.051		0.051		0.051		0.051		0.000		0.000		0.00
AGRICULTURE SERVICES	4.000		4.000		4.000		4.000						
FORESTRY SERVICES	0.044		0.044		0.040		0.040		0.004		0.004		9.09
ROADS & BRIDGES SERVICES	0.816		0.816		0.816		0.816						
RELIGION AND CULTURAL SERVICES	0.200		0.200		0.196		0.196		0.004		0.004		2.15
	<b>0.356</b>	<b>6.754</b>		<b>7.110</b>	<b>0.284</b>	<b>6.679</b>	<b>6.963</b>	<b>0.072</b>	<b>0.075</b>		<b>0.147</b>		<b>2.07</b>
<b>DZONGKHAG ADMINISTRATION, MONGAR</b>													
GENERAL ADM. AND DIRECTION SERVICES	17.283	14.950		32.233	16.985	12.474	29.458	0.298	2.476		2.775		8.61
SURVEY AND LAND RECORD SERVICES	1.222	0.100		1.322	1.180	0.099	1.279	0.042	0.001		0.043		3.23
REGISTRATION AND CENSUS SERVICES	0.796	0.050		0.846	0.727	0.037	0.765	0.069	0.013		0.081		9.62
EDUCATION SERVICES	79.686	17.353		97.039	78.055	13.364	91.420	1.631	3.989		5.619		5.79
HEALTH SERVICES	12.382	12.240		24.622	12.130	7.425	19.555	0.252	4.815		5.067		20.58
FORESTRY SERVICES	3.246	0.530		3.776	3.207	0.280	3.487	0.039	0.250		0.289		7.65
ROADS & BRIDGES SERVICES	0.289		0.289		0.130		0.130		0.159		0.159		54.98
URBAN DEV. AND ENGINEERING SERVICES	8.468	6.915		15.383	8.360	4.843	13.202	0.108	2.072		2.181		14.18
RELIGION AND CULTURAL SERVICES	0.650	2.281		2.931	0.650	2.278	2.928		0.003		0.003		0.09

**STATEMENT OF REVISED BUDGET & ACTUAL OUTCOME COMPARISON FOR THE FY 2005-2006: BY PROGRAM**

ADMINISTRATIVE & PROGRAM NAME	Nu. in Millions												
	REVISED APPROPRIATIONS				ACTUAL ANNUAL EXPENDITURE				AMOUNT OF VARIATION				
	CURRENT	CAPITAL	LEND/ REPAY	TOTAL	CURRENT	CAPITAL	LEND/ REPAY	TOTAL	CURRENT	CAPITAL	LEND/ REPAY	TOTAL	VAR %
	123.733	54.708		178.441	121.294	40.931	162.225	2.439	13.777		16.216		9.09
BALAM GEOG													
GENERAL ADMI. AND DIRECTION SERVICES	0.341	0.700		1.041	0.295	0.700	0.995	0.046			0.046		4.46
HEALTH SERVICES	0.078		0.078		0.072		0.072		0.006		0.006		7.95
FORESTRY SERVICES	0.070		0.070		0.070		0.070						
RELIGION AND CULTURAL SERVICES	0.200		0.200		0.200		0.200						
	<b>0.341</b>	<b>1.048</b>		<b>1.389</b>	<b>0.295</b>	<b>1.042</b>	<b>1.336</b>	<b>0.046</b>	<b>0.006</b>		<b>0.053</b>		<b>3.79</b>
CHALI GEOG													
GENERAL ADMI. AND DIRECTION SERVICES	0.318	0.700		1.018	0.309		0.309	0.009	0.700		0.709		69.62
HEALTH SERVICES	0.051		0.051		0.035		0.035		0.016		0.016		31.91
FORESTRY SERVICES	0.077		0.077		0.077		0.077						
	<b>0.318</b>	<b>0.828</b>		<b>1.146</b>	<b>0.309</b>	<b>0.112</b>	<b>0.421</b>	<b>0.009</b>	<b>0.716</b>		<b>0.725</b>		<b>63.27</b>
CHASKHAR GEOG													
GENERAL ADMI. AND DIRECTION SERVICES	0.321			0.321	0.317		0.317	0.004			0.004		1.28
EDUCATION SERVICES	0.800		0.800		0.782		0.782		0.018		0.018		2.30
HEALTH SERVICES	0.468		0.468		0.457		0.457		0.011		0.011		2.26
FORESTRY SERVICES	0.087		0.087		0.086		0.086		0.001		0.001		0.92
RELIGION AND CULTURAL SERVICES	0.200		0.200		0.200		0.200						
	<b>0.321</b>	<b>1.555</b>		<b>1.876</b>	<b>0.317</b>	<b>1.525</b>	<b>1.842</b>	<b>0.004</b>	<b>0.030</b>		<b>0.034</b>		<b>1.81</b>
DRAMETSE GEOG													
GENERAL ADMI. AND DIRECTION SERVICES	0.314	0.550		0.864	0.302	0.500	0.802	0.012	0.050		0.062		7.21
EDUCATION SERVICES	0.200		0.200		0.200		0.200						
HEALTH SERVICES	0.071		0.071		0.059		0.059		0.012		0.012		17.29
FORESTRY SERVICES	0.077		0.077		0.077		0.077						
RELIGION AND CULTURAL SERVICES	0.200		0.200		0.200		0.200						
	<b>0.314</b>	<b>1.098</b>		<b>1.412</b>	<b>0.302</b>	<b>1.036</b>	<b>1.337</b>	<b>0.012</b>	<b>0.062</b>		<b>0.075</b>		<b>5.28</b>
DREPONG GEOG													
GENERAL ADMI. AND DIRECTION SERVICES	0.321	0.650		0.971	0.301	0.555	0.856	0.020	0.095		0.115		11.86
EDUCATION SERVICES	0.400		0.400		0.399		0.399		0.001		0.001		0.33
HEALTH SERVICES	0.087		0.087		0.087		0.087		0.000		0.000		0.30
FORESTRY SERVICES	0.084		0.084		0.075		0.075		0.009		0.009		10.28
ROADS & BRIDGES SERVICES	0.075		0.075		0.074		0.074		0.001		0.001		1.26
RELIGION AND CULTURAL SERVICES	0.300		0.300		0.300		0.300						
	<b>0.321</b>	<b>1.596</b>		<b>1.917</b>	<b>0.301</b>	<b>1.490</b>	<b>1.791</b>	<b>0.020</b>	<b>0.106</b>		<b>0.126</b>		<b>6.59</b>
GONGDUE GEOG													
GENERAL ADMI. AND DIRECTION SERVICES	0.304	0.700		1.004	0.295	0.002	0.297	0.009	0.698		0.707		70.40
HEALTH SERVICES	0.088		0.088		0.073		0.073		0.015		0.015		16.63

**STATEMENT OF REVISED BUDGET & ACTUAL OUTCOME COMPARISON FOR THE FY 2005-2006: BY PROGRAM**

ADMINISTRATIVE & PROGRAM NAME	Nu. in Millions												
	REVISED APPROPRIATIONS				ACTUAL ANNUAL EXPENDITURE				AMOUNT OF VARIATION				
	CURRENT	CAPITAL	LEND/ REPAY	TOTAL	CURRENT	CAPITAL	LEND/ REPAY	TOTAL	CURRENT	CAPITAL	LEND/ REPAY	TOTAL	VAR %
FORESTRY SERVICES	0.037		0.037		0.037		0.037		0.000		0.000		0.00
ROADS & BRIDGES SERVICES	0.300		0.300						0.300		0.300		100.00
RELIGION AND CULTURAL SERVICES	0.350		0.350		0.340		0.340		0.010		0.010		2.80
	<b>0.304</b>	<b>1.475</b>		<b>1.779</b>	<b>0.295</b>	<b>0.452</b>	<b>0.748</b>	<b>0.009</b>	<b>1.023</b>		<b>1.031</b>		<b>57.97</b>
JURMEY GEOG													
GENERAL ADMI. AND DIRECTION SERVICES	0.304	0.700		1.004	0.297	0.622	0.919	0.007	0.078		0.085		8.49
HEALTH SERVICES	0.157		0.157		0.129		0.129		0.028		0.028		18.03
FORESTRY SERVICES	0.076		0.076		0.076		0.076		0.000		0.000		0.01
RELIGION AND CULTURAL SERVICES	0.200		0.200		0.200		0.200		0.000		0.000		0.02
	<b>0.304</b>	<b>1.133</b>		<b>1.437</b>	<b>0.297</b>	<b>1.027</b>	<b>1.323</b>	<b>0.007</b>	<b>0.106</b>		<b>0.114</b>		<b>7.90</b>
KENGGHAR GEOG													
GENERAL ADMI. AND DIRECTION SERVICES	0.304	0.700		1.004	0.296		0.296	0.008	0.700		0.708		70.56
EDUCATION SERVICES	0.200		0.200		0.200		0.200						
HEALTH SERVICES	0.037		0.037		0.035		0.035		0.002		0.002		4.69
FORESTRY SERVICES	0.075		0.075		0.050		0.050		0.025		0.025		33.33
	<b>0.304</b>	<b>1.012</b>		<b>1.316</b>	<b>0.296</b>	<b>0.285</b>	<b>0.581</b>	<b>0.008</b>	<b>0.727</b>		<b>0.735</b>		<b>55.87</b>
MONGAR GEOG													
GENERAL ADMI. AND DIRECTION SERVICES	0.321	0.146		0.467	0.291	0.118	0.409	0.030	0.028		0.058		12.40
EDUCATION SERVICES	0.550		0.550		0.547		0.547		0.003		0.003		0.54
HEALTH SERVICES	0.148		0.148		0.133		0.133		0.015		0.015		10.11
FORESTRY SERVICES	0.109		0.109		0.107		0.107		0.002		0.002		2.08
ROADS & BRIDGES SERVICES	0.030		0.030		0.014		0.014		0.016		0.016		54.85
RELIGION AND CULTURAL SERVICES	0.150		0.150		0.104		0.104		0.046		0.046		30.68
	<b>0.321</b>	<b>1.133</b>		<b>1.454</b>	<b>0.291</b>	<b>1.022</b>	<b>1.313</b>	<b>0.030</b>	<b>0.111</b>		<b>0.141</b>		<b>9.67</b>
NGATSHANG GEOG													
GENERAL ADMI. AND DIRECTION SERVICES	0.321	0.726		1.047	0.296	0.700	0.996	0.025	0.026		0.051		4.87
EDUCATION SERVICES	0.200		0.200		0.169		0.169		0.031		0.031		15.36
FORESTRY SERVICES	0.070		0.070		0.060		0.060		0.010		0.010		14.33
RELIGION AND CULTURAL SERVICES	0.150		0.150		0.150		0.150		0.000		0.000		0.29
	<b>0.321</b>	<b>1.146</b>		<b>1.467</b>	<b>0.296</b>	<b>1.079</b>	<b>1.375</b>	<b>0.025</b>	<b>0.067</b>		<b>0.092</b>		<b>6.28</b>
SALENG GEOG													
GENERAL ADMI. AND DIRECTION SERVICES	0.321	0.050		0.371	0.304	0.050	0.354	0.017			0.017		4.49
EDUCATION SERVICES	0.900		0.900		0.900		0.900						
HEALTH SERVICES	0.070		0.070		0.069		0.069		0.001		0.001		0.81
FORESTRY SERVICES	0.068		0.068		0.057		0.057		0.011		0.011		16.68
ROADS & BRIDGES SERVICES	0.400		0.400		0.230		0.230		0.170		0.170		42.49
RELIGION AND CULTURAL SERVICES	0.300		0.300		0.300		0.300						

**STATEMENT OF REVISED BUDGET & ACTUAL OUTCOME COMPARISON FOR THE FY 2005-2006: BY PROGRAM**

ADMINISTRATIVE & PROGRAM NAME	Nu. in Millions												
	REVISED APPROPRIATIONS				ACTUAL ANNUAL EXPENDITURE				AMOUNT OF VARIATION				
	CURRENT	CAPITAL	LEND/ REPAY	TOTAL	CURRENT	CAPITAL	LEND/ REPAY	TOTAL	CURRENT	CAPITAL	LEND/ REPAY	TOTAL	VAR %
	<b>0.321</b>	<b>1.788</b>		<b>2.109</b>	<b>0.304</b>	<b>1.606</b>	<b>1.910</b>	<b>0.017</b>	<b>0.182</b>		<b>0.199</b>		<b>9.41</b>
SHERIMUNG GEOG													
GENERAL ADMI. AND DIRECTION SERVICES	0.311	0.650		0.961	0.309	0.642	0.952	0.002	0.008		0.009		0.97
EDUCATION SERVICES	1.300		1.300		1.300		1.300		0.000		0.000		0.00
HEALTH SERVICES	0.024		0.024						0.024		0.024		100.00
FORESTRY SERVICES	0.056		0.056		0.056		0.056						
ROADS & BRIDGES SERVICES	0.295		0.295		0.295		0.295						
RELIGION AND CULTURAL SERVICES	0.300		0.300		0.300		0.300						
	<b>0.311</b>	<b>2.625</b>		<b>2.936</b>	<b>0.309</b>	<b>2.593</b>	<b>2.903</b>	<b>0.002</b>	<b>0.032</b>		<b>0.033</b>		<b>1.14</b>
SILAMBI GEOG													
GENERAL ADMI. AND DIRECTION SERVICES	0.304	0.700		1.004	0.297		0.297	0.007	0.700		0.707		70.39
HEALTH SERVICES	0.152		0.152		0.140		0.140		0.012		0.012		7.86
FORESTRY SERVICES	0.040		0.040		0.040		0.040						
RELIGION AND CULTURAL SERVICES	0.200		0.200		0.149		0.149		0.051		0.051		25.57
	<b>0.304</b>	<b>1.092</b>		<b>1.396</b>	<b>0.297</b>	<b>0.329</b>	<b>0.626</b>	<b>0.007</b>	<b>0.763</b>		<b>0.770</b>		<b>55.15</b>
THANGRONG GEOG													
GENERAL ADMI. AND DIRECTION SERVICES	0.312	0.030		0.342	0.305	0.029	0.334	0.007	0.001		0.008		2.31
HEALTH SERVICES	0.034		0.034		0.030		0.030		0.004		0.004		11.10
FORESTRY SERVICES	0.040		0.040		0.040		0.040						
RELIGION AND CULTURAL SERVICES	0.300		0.300		0.231		0.231		0.069		0.069		22.93
	<b>0.312</b>	<b>0.404</b>		<b>0.716</b>	<b>0.305</b>	<b>0.330</b>	<b>0.636</b>	<b>0.007</b>	<b>0.074</b>		<b>0.080</b>		<b>11.24</b>
TSAKALING GEOG													
GENERAL ADMI. AND DIRECTION SERVICES	0.311			0.311	0.296		0.296	0.015			0.015		4.74
EDUCATION SERVICES	0.400		0.400		0.339		0.339		0.061		0.061		15.29
FORESTRY SERVICES	0.048		0.048		0.048		0.048						
ROADS & BRIDGES SERVICES	0.020		0.020						0.020		0.020		100.00
	<b>0.311</b>	<b>0.468</b>		<b>0.779</b>	<b>0.296</b>	<b>0.387</b>	<b>0.683</b>	<b>0.015</b>	<b>0.081</b>		<b>0.096</b>		<b>12.31</b>
TSAMANG GEOG													
GENERAL ADMI. AND DIRECTION SERVICES	0.304			0.304	0.303		0.303	0.001			0.001		0.39
HEALTH SERVICES	0.068		0.068						0.068		0.068		100.00
FORESTRY SERVICES	0.040		0.040		0.035		0.035		0.005		0.005		12.50
RELIGION AND CULTURAL SERVICES	0.200		0.200		0.200		0.200						
	<b>0.304</b>	<b>0.308</b>		<b>0.612</b>	<b>0.303</b>	<b>0.235</b>	<b>0.538</b>	<b>0.001</b>	<b>0.073</b>		<b>0.074</b>		<b>12.12</b>
DZ. ADMINISTRATION, PEMAGATSHEL													
GENERAL ADMI. AND DIRECTION SERVICES	10.284	2.075		12.359	9.652	1.883	11.535	0.632	0.192		0.824		6.67
SURVEY AND LAND RECORD SERVICES	0.567	0.020		0.587	0.549	0.020	0.569	0.018	0.000		0.018		3.15
REGISTRATION AND CENSUS SERVICES	0.535	0.130		0.665	0.408	0.097	0.504	0.127	0.033		0.161		24.18

**STATEMENT OF REVISED BUDGET & ACTUAL OUTCOME COMPARISON FOR THE FY 2005-2006: BY PROGRAM**

ADMINISTRATIVE & PROGRAM NAME	Nu. in Millions												
	REVISED APPROPRIATIONS				ACTUAL ANNUAL EXPENDITURE				AMOUNT OF VARIATION				
	CURRENT	CAPITAL	LEND/ REPAY	TOTAL	CURRENT	CAPITAL	LEND/ REPAY	TOTAL	CURRENT	CAPITAL	LEND/ REPAY	TOTAL	VAR %
EDUCATION SERVICES	43.639	16.532		60.171	41.707	13.971	55.678	1.932	2.561		4.493		7.47
HEALTH SERVICES	8.383	4.590		12.973	7.671	0.515	8.185	0.712	4.075		4.788		36.90
FORESTRY SERVICES	1.452	0.695		2.147	1.282	0.648	1.930	0.170	0.047		0.217		10.11
ROADS & BRIDGES SERVICES	0.100		0.100		0.013		0.013		0.087		0.087		86.79
URBAN DEV. AND ENGINEERING SERVICES	4.328	2.230		6.558	4.221	1.128	5.349	0.107	1.102		1.209		18.43
RELIGION AND CULTURAL SERVICES	0.400	0.946		1.346	0.397	0.911	1.308	0.003	0.035		0.038		2.79
	<b>69.588</b>	<b>27.318</b>		<b>96.906</b>	<b>65.887</b>	<b>19.185</b>	<b>85.072</b>	<b>3.701</b>	<b>8.133</b>		<b>11.834</b>		<b>12.21</b>
CHONGSHING GEOG													
GENERAL ADMI. AND DIRECTION SERVICES	0.304	0.193		0.497	0.295	0.173	0.468	0.009	0.020		0.029		5.79
EDUCATION SERVICES	0.900		0.900		0.831		0.831		0.069		0.069		7.70
HEALTH SERVICES	0.284		0.284		0.283		0.283		0.001		0.001		0.51
ROADS & BRIDGES SERVICES	0.067		0.067		0.024		0.024		0.043		0.043		64.11
RELIGION AND CULTURAL SERVICES	0.165		0.165		0.080		0.080		0.085		0.085		51.45
	<b>0.304</b>	<b>1.609</b>		<b>1.913</b>	<b>0.295</b>	<b>1.391</b>	<b>1.686</b>	<b>0.009</b>	<b>0.218</b>		<b>0.227</b>		<b>11.89</b>
CHHIMONG GEOG													
GENERAL ADMI. AND DIRECTION SERVICES	0.304	0.738		1.042	0.292	0.729	1.021	0.012	0.009		0.021		2.03
EDUCATION SERVICES	2.674		2.674		2.610		2.610		0.064		0.064		2.39
HEALTH SERVICES	0.050		0.050		0.050		0.050		0.000		0.000		0.52
RELIGION AND CULTURAL SERVICES	0.300		0.300		0.300		0.300						
	<b>0.304</b>	<b>3.762</b>		<b>4.066</b>	<b>0.292</b>	<b>3.689</b>	<b>3.981</b>	<b>0.012</b>	<b>0.073</b>		<b>0.085</b>		<b>2.09</b>
DUNGMIN GEOG													
GENERAL ADMI. AND DIRECTION SERVICES	0.303	0.838		1.141	0.300	0.814	1.114	0.003	0.024		0.027		2.32
EDUCATION SERVICES	2.839		2.839		2.595		2.595		0.244		0.244		8.60
HEALTH SERVICES	0.017		0.017		0.017		0.017		0.000		0.000		0.00
ROADS & BRIDGES SERVICES	0.300		0.300		0.300		0.300						
RELIGION AND CULTURAL SERVICES	0.200		0.200		0.147		0.147		0.053		0.053		26.39
	<b>0.303</b>	<b>4.194</b>		<b>4.497</b>	<b>0.300</b>	<b>3.873</b>	<b>4.173</b>	<b>0.003</b>	<b>0.321</b>		<b>0.324</b>		<b>7.19</b>
KHAR GEOG													
GENERAL ADMI. AND DIRECTION SERVICES	0.304	1.325		1.629	0.301	1.312	1.613	0.003	0.013		0.016		0.96
EDUCATION SERVICES	0.812		0.812		0.763		0.763		0.049		0.049		5.98
HEALTH SERVICES	0.189		0.189		0.187		0.187		0.002		0.002		0.96
AGRICULTURE SERVICES	0.691		0.691		0.691		0.691		0.000		0.000		0.05
ROADS & BRIDGES SERVICES	0.100		0.100		0.100		0.100		0.000		0.000		0.11
RELIGION AND CULTURAL SERVICES	0.150		0.150		0.150		0.150						
	<b>0.304</b>	<b>3.267</b>		<b>3.571</b>	<b>0.301</b>	<b>3.203</b>	<b>3.505</b>	<b>0.003</b>	<b>0.064</b>		<b>0.066</b>		<b>1.86</b>
SHUMER GEOG													
GENERAL ADMI. AND DIRECTION SERVICES	0.314	0.355		0.669	0.302	0.354	0.656	0.012	0.001		0.013		1.94



**STATEMENT OF REVISED BUDGET & ACTUAL OUTCOME COMPARISON FOR THE FY 2005-2006: BY PROGRAM**

ADMINISTRATIVE & PROGRAM NAME	Nu. in Millions												
	REVISED APPROPRIATIONS				ACTUAL ANNUAL EXPENDITURE				AMOUNT OF VARIATION				
	CURRENT	CAPITAL	LEND/ REPAY	TOTAL	CURRENT	CAPITAL	LEND/ REPAY	TOTAL	CURRENT	CAPITAL	LEND/ REPAY	TOTAL	VAR %
EDUCATION SERVICES	0.318		0.318		0.216		0.216		0.102		0.102		31.95
HEALTH SERVICES	0.050		0.050		0.046		0.046		0.004		0.004		8.04
FORESTRY SERVICES	0.012		0.012		0.012		0.012						
ROADS & BRIDGES SERVICES	0.050		0.050		0.050		0.050						
RELIGION AND CULTURAL SERVICES	0.150		0.150		0.146		0.146		0.004		0.004		2.78
	<b>0.314</b>	<b>0.935</b>		<b>1.249</b>	<b>0.302</b>	<b>0.824</b>	<b>1.126</b>	<b>0.012</b>	<b>0.111</b>		<b>0.123</b>		<b>9.83</b>
YURUNG GEOG													
GENERAL ADMI. AND DIRECTION SERVICES	0.314	1.636		1.950	0.297	1.572	1.868	0.017	0.064		0.082		4.18
EDUCATION SERVICES	0.444		0.444		0.309		0.309		0.135		0.135		30.35
HEALTH SERVICES	0.143		0.143		0.139		0.139		0.004		0.004		2.80
ROADS & BRIDGES SERVICES	1.047		1.047		0.853		0.853		0.194		0.194		18.55
RELIGION AND CULTURAL SERVICES	0.100		0.100						0.100		0.100		100.00
	<b>0.314</b>	<b>3.370</b>		<b>3.684</b>	<b>0.297</b>	<b>2.873</b>	<b>3.169</b>	<b>0.017</b>	<b>0.497</b>		<b>0.515</b>		<b>13.97</b>
ZOBEL GEOG													
GENERAL ADMI. AND DIRECTION SERVICES	0.314	0.833		1.147	0.293	0.055	0.348	0.021	0.778		0.799		69.67
EDUCATION SERVICES	0.500		0.500		0.500		0.500						
HEALTH SERVICES	0.032		0.032		0.032		0.032						
FORESTRY SERVICES	0.060		0.060		0.060		0.060						
RELIGION AND CULTURAL SERVICES	0.300		0.300		0.300		0.300						
	<b>0.314</b>	<b>1.725</b>		<b>2.039</b>	<b>0.293</b>	<b>0.947</b>	<b>1.240</b>	<b>0.021</b>	<b>0.778</b>		<b>0.799</b>		<b>39.19</b>
DZ. ADMINISTRATION, SAMDRUP JONGKHAR													
GENERAL ADMI. AND DIRECTION SERVICES	22.143	6.858		29.001	21.420	3.542	24.962	0.723	3.316		4.039		13.93
SURVEY AND LAND RECORD SERVICES	1.235	0.050		1.285	1.125	0.020	1.145	0.110	0.030		0.140		10.88
REGISTRATION AND CENSUS SERVICES	3.776	0.110		3.886	3.620	0.092	3.712	0.156	0.018		0.174		4.49
EDUCATION SERVICES	62.509	54.161		116.670	57.571	31.147	88.718	4.938	23.014		27.952		23.96
HEALTH SERVICES	19.922	5.142		25.064	18.998	0.406	19.404	0.924	4.736		5.660		22.58
FORESTRY SERVICES	2.369	0.620		2.989	2.254	0.425	2.679	0.115	0.195		0.310		10.36
ROADS & BRIDGES SERVICES	0.150		0.150		0.127		0.127		0.023		0.023		15.00
URBAN DEV. AND ENGINEERING SERVICES	7.382	6.527		13.909	7.236	5.028	12.264	0.146	1.499		1.645		11.83
RELIGION AND CULTURAL SERVICES	0.760	3.750		4.510	0.695	3.188	3.884	0.065	0.562		0.626		13.89
	<b>120.096</b>	<b>77.368</b>		<b>197.464</b>	<b>112.919</b>	<b>43.975</b>	<b>156.894</b>	<b>7.177</b>	<b>33.393</b>		<b>40.570</b>		<b>20.55</b>
PHUENTSHOTHANG GEOG													
GENERAL ADMI. AND DIRECTION SERVICES	0.314	0.875		1.189	0.271	0.844	1.114	0.043	0.031		0.075		6.29
HEALTH SERVICES	0.070		0.070		0.065		0.065		0.005		0.005		6.46
FORESTRY SERVICES	0.020		0.020		0.020		0.020		0.000		0.000		0.09
	<b>0.314</b>	<b>0.965</b>		<b>1.279</b>	<b>0.271</b>	<b>0.929</b>	<b>1.200</b>	<b>0.043</b>	<b>0.036</b>		<b>0.079</b>		<b>6.20</b>
PEMATHANG GEOG													

**STATEMENT OF REVISED BUDGET & ACTUAL OUTCOME COMPARISON FOR THE FY 2005-2006: BY PROGRAM**

ADMINISTRATIVE & PROGRAM NAME	Nu. in Millions												
	REVISED APPROPRIATIONS				ACTUAL ANNUAL EXPENDITURE				AMOUNT OF VARIATION				
	CURRENT	CAPITAL	LEND/ REPAY	TOTAL	CURRENT	CAPITAL	LEND/ REPAY	TOTAL	CURRENT	CAPITAL	LEND/ REPAY	TOTAL	VAR %
GENERAL ADMI. AND DIRECTION SERVICES	0.314			0.314	0.293		0.293	0.021			0.021		6.65
HEALTH SERVICES	0.034		0.034		0.032		0.032		0.002		0.002		4.71
	<b>0.314</b>	<b>0.034</b>		<b>0.348</b>	<b>0.293</b>	<b>0.032</b>	<b>0.326</b>	<b>0.021</b>	<b>0.002</b>		<b>0.022</b>		<b>6.46</b>
DECHENLING GEOG													
GENERAL ADMI. AND DIRECTION SERVICES	0.314			0.314	0.288		0.288	0.026			0.026		8.31
HEALTH SERVICES	0.075		0.075		0.054		0.054		0.021		0.021		28.32
FORESTRY SERVICES	0.100		0.100		0.098		0.098		0.002		0.002		2.28
RELIGION AND CULTURAL SERVICES	0.150		0.150		0.147		0.147		0.003		0.003		2.01
	<b>0.314</b>	<b>0.325</b>		<b>0.639</b>	<b>0.288</b>	<b>0.298</b>	<b>0.586</b>	<b>0.026</b>	<b>0.027</b>		<b>0.053</b>		<b>8.24</b>
GOMDAR GEOG													
GENERAL ADMI. AND DIRECTION SERVICES	0.314	1.450		1.764	0.286	1.450	1.736	0.028			0.028		1.62
HEALTH SERVICES	0.034		0.034		0.033		0.033		0.001		0.001		3.25
FORESTRY SERVICES	0.100		0.100						0.100		0.100		100.00
ROADS & BRIDGES SERVICES	0.175		0.175		0.093		0.093		0.082		0.082		46.82
RELIGION AND CULTURAL SERVICES	0.100		0.100						0.100		0.100		100.00
	<b>0.314</b>	<b>1.859</b>		<b>2.173</b>	<b>0.286</b>	<b>1.576</b>	<b>1.861</b>	<b>0.028</b>	<b>0.283</b>		<b>0.312</b>		<b>14.34</b>
LANGCHENPHU GEOG													
GENERAL ADMI. AND DIRECTION SERVICES	0.314			0.314	0.298		0.298	0.016			0.016		5.01
HEALTH SERVICES	0.025		0.025						0.025		0.025		100.00
	<b>0.314</b>	<b>0.025</b>		<b>0.339</b>	<b>0.298</b>		<b>0.298</b>	<b>0.016</b>	<b>0.025</b>		<b>0.041</b>		<b>12.02</b>
LAURI GEOG													
GENERAL ADMI. AND DIRECTION SERVICES	0.314	0.050		0.364	0.300		0.300	0.014	0.050		0.064		17.66
HEALTH SERVICES	0.037		0.037		0.012		0.012		0.025		0.025		66.59
ROADS & BRIDGES SERVICES	0.100		0.100		0.063		0.063		0.037		0.037		36.99
RELIGION AND CULTURAL SERVICES	0.200		0.200		0.200		0.200						
	<b>0.314</b>	<b>0.387</b>		<b>0.701</b>	<b>0.300</b>	<b>0.275</b>	<b>0.575</b>	<b>0.014</b>	<b>0.112</b>		<b>0.126</b>		<b>17.96</b>
MARTSHALLA GEOG													
GENERAL ADMI. AND DIRECTION SERVICES	0.314	1.450		1.764	0.289	1.441	1.730	0.025	0.009		0.034		1.93
HEALTH SERVICES	0.070		0.070		0.070		0.070		0.000		0.000		0.34
FORESTRY SERVICES	0.040		0.040		0.040		0.040		0.000		0.000		0.82
ROADS & BRIDGES SERVICES	0.660		0.660		0.393		0.393		0.267		0.267		40.39
RELIGION AND CULTURAL SERVICES	0.150		0.150		0.146		0.146		0.004		0.004		2.75
	<b>0.314</b>	<b>2.370</b>		<b>2.684</b>	<b>0.289</b>	<b>2.090</b>	<b>2.379</b>	<b>0.025</b>	<b>0.280</b>		<b>0.305</b>		<b>11.38</b>
NORBUGANG GEOG													
GENERAL ADMI. AND DIRECTION SERVICES	0.314	1.262		1.576	0.291	1.243	1.534	0.023	0.019		0.042		2.65
HEALTH SERVICES	0.063		0.063		0.048		0.048		0.015		0.015		23.37
RELIGION AND CULTURAL SERVICES	0.150		0.150						0.150		0.150		100.00

**STATEMENT OF REVISED BUDGET & ACTUAL OUTCOME COMPARISON FOR THE FY 2005-2006: BY PROGRAM**

ADMINISTRATIVE & PROGRAM NAME	Nu. in Millions												
	REVISED APPROPRIATIONS				ACTUAL ANNUAL EXPENDITURE				AMOUNT OF VARIATION				
	CURRENT	CAPITAL	LEND/ REPAY	TOTAL	CURRENT	CAPITAL	LEND/ REPAY	TOTAL	CURRENT	CAPITAL	LEND/ REPAY	TOTAL	VAR %
	<b>0.314</b>	<b>1.475</b>		<b>1.789</b>	<b>0.291</b>	<b>1.291</b>	<b>1.583</b>	<b>0.023</b>	<b>0.184</b>		<b>0.206</b>		<b>11.54</b>
ORONG GEOG													
GENERAL ADMI. AND DIRECTION SERVICES	0.314	1.353		1.667	0.286	1.280	1.566	0.028	0.073		0.101		6.09
HEALTH SERVICES	0.082		0.082		0.035		0.035		0.047		0.047		57.72
FORESTRY SERVICES	0.030		0.030						0.030		0.030		100.00
ROADS & BRIDGES SERVICES	0.100		0.100		0.100		0.100						
	<b>0.314</b>	<b>1.565</b>		<b>1.879</b>	<b>0.286</b>	<b>1.414</b>	<b>1.700</b>	<b>0.028</b>	<b>0.151</b>		<b>0.179</b>		<b>9.52</b>
SAMRANG GEOG													
GENERAL ADMI. AND DIRECTION SERVICES	0.204			0.204	0.085		0.085	0.119			0.119		58.23
	<b>0.204</b>			<b>0.204</b>	<b>0.085</b>		<b>0.085</b>	<b>0.119</b>			<b>0.119</b>		<b>58.23</b>
SERTHI GEOG													
GENERAL ADMI. AND DIRECTION SERVICES	0.314			0.314	0.295		0.295	0.019			0.019		5.92
RELIGION AND CULTURAL SERVICES	0.150		0.150		0.150		0.150						
	<b>0.314</b>	<b>0.150</b>		<b>0.464</b>	<b>0.295</b>	<b>0.150</b>	<b>0.445</b>	<b>0.019</b>			<b>0.019</b>		<b>4.01</b>
DZ. ADMINISTRATION, TRASHIGANG													
GENERAL ADMI. AND DIRECTION SERVICES	22.493	10.944		33.437	22.109	10.268	32.377	0.384	0.676		1.060		3.17
SURVEY AND LAND RECORD SERVICES	0.502	0.130		0.632	0.494	0.107	0.602	0.008	0.023		0.030		4.82
REGISTRATION AND CENSUS SERVICES	0.993	1.030		2.023	0.950	1.000	1.950	0.043	0.030		0.073		3.62
EDUCATION SERVICES	121.070	28.785		149.855	116.284	26.382	142.667	4.786	2.403		7.188		4.80
HEALTH SERVICES	26.282	13.141		39.423	26.458	10.426	36.884	-0.176	2.715		2.539		6.44
FORESTRY SERVICES	2.963	1.574		4.537	2.894	1.264	4.158	0.069	0.310		0.379		8.35
ROADS & BRIDGES SERVICES	0.165		0.165		0.152		0.152		0.013		0.013		7.69
URBAN DEV. AND ENGINEERING SERVICES	8.907	3.260		12.167	9.709	3.093	12.802	-0.802	0.167		-0.635		-5.22
RELIGION AND CULTURAL SERVICES	0.625	4.500		5.125	0.625	4.068	4.693		0.432		0.432		8.44
	<b>183.835</b>	<b>63.529</b>		<b>247.364</b>	<b>179.523</b>	<b>56.761</b>	<b>236.284</b>	<b>4.312</b>	<b>6.768</b>		<b>11.080</b>		<b>4.48</b>
BARTSHAM GEWOG													
GENERAL ADMI. AND DIRECTION SERVICES	0.321	1.014		1.335	0.296	0.236	0.532	0.025	0.778		0.803		60.17
HEALTH SERVICES	0.097		0.097		0.031		0.031		0.066		0.066		68.27
FORESTRY SERVICES	0.040		0.040		0.039		0.039		0.001		0.001		3.35
RELIGION AND CULTURAL SERVICES	0.200		0.200		0.194		0.194		0.006		0.006		2.97
	<b>0.321</b>	<b>1.351</b>		<b>1.672</b>	<b>0.296</b>	<b>0.499</b>	<b>0.795</b>	<b>0.025</b>	<b>0.852</b>		<b>0.877</b>		<b>52.44</b>
BIDUNG GEWOG													
GENERAL ADMI. AND DIRECTION SERVICES	0.321	0.944		1.265	0.301	0.943	1.244	0.020	0.001		0.021		1.65
HEALTH SERVICES	0.059		0.059						0.059		0.059		100.00
FORESTRY SERVICES	0.015		0.015		0.014		0.014		0.001		0.001		7.72
RELIGION AND CULTURAL SERVICES	0.100		0.100		0.100		0.100		0.000		0.000		0.07
	<b>0.321</b>	<b>1.118</b>		<b>1.439</b>	<b>0.301</b>	<b>1.056</b>	<b>1.358</b>	<b>0.020</b>	<b>0.062</b>		<b>0.081</b>		<b>5.64</b>

**STATEMENT OF REVISED BUDGET & ACTUAL OUTCOME COMPARISON FOR THE FY 2005-2006: BY PROGRAM**

ADMINISTRATIVE & PROGRAM NAME	Nu. in Millions												
	REVISED APPROPRIATIONS				ACTUAL ANNUAL EXPENDITURE				AMOUNT OF VARIATION				
	CURRENT	CAPITAL	LEND/ REPAY	TOTAL	CURRENT	CAPITAL	LEND/ REPAY	TOTAL	CURRENT	CAPITAL	LEND/ REPAY	TOTAL	VAR %
<b>KANGLUNG GEWOG</b>													
GENERAL ADMI. AND DIRECTION SERVICES	0.321	0.550		0.871	0.308	0.050	0.358	0.013	0.500		0.513		58.88
HEALTH SERVICES	0.053		0.053		0.016		0.016		0.037		0.037		69.43
FORESTRY SERVICES	0.030		0.030		0.028		0.028		0.002		0.002		7.98
ROADS & BRIDGES SERVICES	0.465		0.465		0.465		0.465		0.000		0.000		0.05
	<b>0.321</b>	<b>1.098</b>		<b>1.419</b>	<b>0.308</b>	<b>0.558</b>	<b>0.867</b>	<b>0.013</b>	<b>0.540</b>		<b>0.552</b>		<b>38.92</b>
<b>KANGPARA GEWOG</b>													
GENERAL ADMI. AND DIRECTION SERVICES	0.304	0.220		0.524	0.297	0.217	0.514	0.007	0.003		0.010		1.95
EDUCATION SERVICES	0.935		0.935		0.934		0.934		0.001		0.001		0.12
HEALTH SERVICES	0.082		0.082						0.082		0.082		100.00
FORESTRY SERVICES	0.015		0.015		0.014		0.014		0.001		0.001		4.50
ROADS & BRIDGES SERVICES	0.172		0.172		0.172		0.172		0.000		0.000		0.05
RELIGION AND CULTURAL SERVICES	0.150		0.150		0.149		0.149		0.001		0.001		0.37
	<b>0.304</b>	<b>1.574</b>		<b>1.878</b>	<b>0.297</b>	<b>1.486</b>	<b>1.783</b>	<b>0.007</b>	<b>0.088</b>		<b>0.095</b>		<b>5.04</b>
<b>KHALING GEWOG</b>													
GENERAL ADMI. AND DIRECTION SERVICES	0.321	0.698		1.019	0.299	0.050	0.349	0.022	0.648		0.670		65.78
HEALTH SERVICES	0.505		0.505		0.647		0.647		-0.142		-0.142		-28.16
FORESTRY SERVICES	0.180		0.180		0.180		0.180		0.000		0.000		0.21
ROADS & BRIDGES SERVICES	0.135		0.135		0.135		0.135		0.000		0.000		0.06
URBAN DEV. AND ENGINEERING SERVICES	0.200		0.200		0.298		0.298		-0.098		-0.098		-49.23
RELIGION AND CULTURAL SERVICES	0.100		0.100						0.100		0.100		100.00
	<b>0.321</b>	<b>1.818</b>		<b>2.139</b>	<b>0.299</b>	<b>1.310</b>	<b>1.609</b>	<b>0.022</b>	<b>0.508</b>		<b>0.530</b>		<b>24.79</b>
<b>LUMANG GEWOG</b>													
GENERAL ADMI. AND DIRECTION SERVICES	0.321	1.419		1.740	0.305	1.409	1.714	0.016	0.010		0.026		1.48
EDUCATION SERVICES	0.500		0.500		0.500		0.500		0.000		0.000		0.01
HEALTH SERVICES	0.033		0.033		0.033		0.033		0.000		0.000		1.00
FORESTRY SERVICES	0.015		0.015		0.010		0.010		0.005		0.005		33.33
ROADS & BRIDGES SERVICES	0.085		0.085		0.078		0.078		0.007		0.007		8.58
RELIGION AND CULTURAL SERVICES	0.100		0.100		0.100		0.100		0.000		0.000		0.02
	<b>0.321</b>	<b>2.152</b>		<b>2.473</b>	<b>0.305</b>	<b>2.129</b>	<b>2.435</b>	<b>0.016</b>	<b>0.023</b>		<b>0.038</b>		<b>1.55</b>
<b>MERAK GEWOG</b>													
GENERAL ADMI. AND DIRECTION SERVICES	0.304	0.860		1.164	0.287	0.860	1.147	0.017	0.000		0.017		1.46
HEALTH SERVICES	0.034		0.034						0.034		0.034		100.00
FORESTRY SERVICES	0.010		0.010		0.010		0.010		0.000		0.000		4.55
ROADS & BRIDGES SERVICES	0.100		0.100		0.041		0.041		0.059		0.059		59.25
	<b>0.304</b>	<b>1.004</b>		<b>1.308</b>	<b>0.287</b>	<b>0.910</b>	<b>1.197</b>	<b>0.017</b>	<b>0.094</b>		<b>0.111</b>		<b>8.46</b>
<b>NANONG GEWOG</b>													

**STATEMENT OF REVISED BUDGET & ACTUAL OUTCOME COMPARISON FOR THE FY 2005-2006: BY PROGRAM**

ADMINISTRATIVE & PROGRAM NAME	Nu. in Millions												
	REVISED APPROPRIATIONS				ACTUAL ANNUAL EXPENDITURE				AMOUNT OF VARIATION				
	CURRENT	CAPITAL	LEND/ REPAY	TOTAL	CURRENT	CAPITAL	LEND/ REPAY	TOTAL	CURRENT	CAPITAL	LEND/ REPAY	TOTAL	VAR %
GENERAL ADMI. AND DIRECTION SERVICES	0.304	0.050		0.354	0.298	0.050	0.348	0.006	0.000		0.006		1.69
EDUCATION SERVICES	0.500		0.500		0.499		0.499		0.001		0.001		0.12
HEALTH SERVICES	0.082		0.082		0.027		0.027		0.055		0.055		66.91
FORESTRY SERVICES	0.015		0.015		0.014		0.014		0.001		0.001		6.53
ROADS & BRIDGES SERVICES	0.851		0.851		0.822		0.822		0.029		0.029		3.43
RELIGION AND CULTURAL SERVICES	0.200		0.200		0.124		0.124		0.076		0.076		37.82
	<b>0.304</b>	<b>1.698</b>		<b>2.002</b>	<b>0.298</b>	<b>1.537</b>	<b>1.835</b>	<b>0.006</b>	<b>0.161</b>		<b>0.167</b>		<b>8.36</b>
<b>PHONGMEY GEWOG</b>													
GENERAL ADMI. AND DIRECTION SERVICES	0.321	1.579		1.900	0.295	1.578	1.873	0.026	0.001		0.027		1.45
EDUCATION SERVICES	3.338		3.338		2.269		2.269		1.069		1.069		32.03
HEALTH SERVICES	0.063		0.063		0.044		0.044		0.019		0.019		30.79
FORESTRY SERVICES	0.015		0.015		0.013		0.013		0.002		0.002		15.23
ROADS & BRIDGES SERVICES	0.070		0.070		0.050		0.050		0.020		0.020		28.63
RELIGION AND CULTURAL SERVICES	0.200		0.200						0.200		0.200		100.00
	<b>0.321</b>	<b>5.265</b>		<b>5.586</b>	<b>0.295</b>	<b>3.953</b>	<b>4.248</b>	<b>0.026</b>	<b>1.312</b>		<b>1.338</b>		<b>23.96</b>
<b>RADHI GEWOG</b>													
GENERAL ADMI. AND DIRECTION SERVICES	0.321	0.860		1.181	0.293	0.860	1.153	0.028	0.000		0.028		2.34
EDUCATION SERVICES	0.500		0.500		0.490		0.490		0.010		0.010		2.01
HEALTH SERVICES	0.024		0.024						0.024		0.024		100.00
FORESTRY SERVICES	0.030		0.030		0.030		0.030		0.000		0.000		1.36
ROADS & BRIDGES SERVICES	0.165		0.165		0.061		0.061		0.104		0.104		62.86
RELIGION AND CULTURAL SERVICES	0.100		0.100		0.099		0.099		0.001		0.001		1.00
	<b>0.321</b>	<b>1.679</b>		<b>2.000</b>	<b>0.293</b>	<b>1.540</b>	<b>1.833</b>	<b>0.028</b>	<b>0.139</b>		<b>0.167</b>		<b>8.34</b>
<b>SAKTEN GEWOG</b>													
GENERAL ADMI. AND DIRECTION SERVICES	0.304	0.860		1.164	0.293	0.859	1.151	0.011	0.001		0.013		1.08
HEALTH SERVICES	0.851		0.851		0.781		0.781		0.070		0.070		8.24
FORESTRY SERVICES	0.010		0.010		0.009		0.009		0.001		0.001		5.92
ROADS & BRIDGES SERVICES	0.130		0.130		0.096		0.096		0.034		0.034		25.95
	<b>0.304</b>	<b>1.851</b>		<b>2.155</b>	<b>0.293</b>	<b>1.745</b>	<b>2.038</b>	<b>0.011</b>	<b>0.106</b>		<b>0.117</b>		<b>5.43</b>
<b>SAMKHAR GEWOG</b>													
GENERAL ADMI. AND DIRECTION SERVICES	0.321	0.750		1.071	0.293	0.050	0.343	0.028	0.700		0.728		67.96
EDUCATION SERVICES	0.200		0.200		0.196		0.196		0.004		0.004		1.82
HEALTH SERVICES	0.099		0.099		0.048		0.048		0.051		0.051		51.18
FORESTRY SERVICES	0.015		0.015		0.015		0.015		0.000		0.000		1.90
ROADS & BRIDGES SERVICES	0.328		0.328		0.326		0.326		0.002		0.002		0.59
RELIGION AND CULTURAL SERVICES	0.200		0.200		0.199		0.199		0.001		0.001		0.56
	<b>0.321</b>	<b>1.592</b>		<b>1.913</b>	<b>0.293</b>	<b>0.834</b>	<b>1.128</b>	<b>0.028</b>	<b>0.758</b>		<b>0.785</b>		<b>41.06</b>

**STATEMENT OF REVISED BUDGET & ACTUAL OUTCOME COMPARISON FOR THE FY 2005-2006: BY PROGRAM**

ADMINISTRATIVE & PROGRAM NAME	Nu. in Millions												
	REVISED APPROPRIATIONS				ACTUAL ANNUAL EXPENDITURE				AMOUNT OF VARIATION				
	CURRENT	CAPITAL	LEND/ REPAY	TOTAL	CURRENT	CAPITAL	LEND/ REPAY	TOTAL	CURRENT	CAPITAL	LEND/ REPAY	TOTAL	VAR %
SHONGPHU GEWOG													
GENERAL ADMI. AND DIRECTION SERVICES	0.321	0.750		1.071	0.285	0.050	0.335	0.036	0.700		0.736		68.77
HEALTH SERVICES	0.061		0.061						0.061		0.061		100.00
FORESTRY SERVICES	0.015		0.015		0.015		0.015		0.000		0.000		2.39
ROADS & BRIDGES SERVICES	0.317		0.317		0.315		0.315		0.002		0.002		0.57
RELIGION AND CULTURAL SERVICES	0.100		0.100		0.099		0.099		0.001		0.001		0.79
	<b>0.321</b>	<b>1.243</b>		<b>1.564</b>	<b>0.285</b>	<b>0.479</b>	<b>0.764</b>	<b>0.036</b>	<b>0.764</b>		<b>0.800</b>		<b>51.18</b>
THRIMSHING GEWOG													
GENERAL ADMI. AND DIRECTION SERVICES	0.321	0.642		0.963	0.284	0.617	0.901	0.037	0.025		0.062		6.41
EDUCATION SERVICES	0.400		0.400		0.300		0.300		0.100		0.100		25.00
FORESTRY SERVICES	0.030		0.030		0.015		0.015		0.015		0.015		50.38
ROADS & BRIDGES SERVICES	0.190		0.190		0.176		0.176		0.014		0.014		7.53
RELIGION AND CULTURAL SERVICES	0.150		0.150		0.147		0.147		0.003		0.003		2.09
	<b>0.321</b>	<b>1.412</b>		<b>1.733</b>	<b>0.284</b>	<b>1.254</b>	<b>1.539</b>	<b>0.037</b>	<b>0.158</b>		<b>0.194</b>		<b>11.21</b>
UZORONG GEWOG													
GENERAL ADMI. AND DIRECTION SERVICES	0.321	1.240		1.561	0.287	1.237	1.524	0.034	0.003		0.037		2.36
EDUCATION SERVICES	0.900		0.900		0.898		0.898		0.002		0.002		0.20
HEALTH SERVICES	0.063		0.063						0.063		0.063		100.00
FORESTRY SERVICES	0.015		0.015		0.015		0.015		0.000		0.000		0.57
	<b>0.321</b>	<b>2.218</b>		<b>2.539</b>	<b>0.287</b>	<b>2.150</b>	<b>2.437</b>	<b>0.034</b>	<b>0.068</b>		<b>0.102</b>		<b>4.00</b>
YANGNEER GEWOG													
GENERAL ADMI. AND DIRECTION SERVICES	0.321	0.223		0.544	0.301	0.199	0.501	0.020	0.024		0.043		7.99
EDUCATION SERVICES	0.300		0.300		0.300		0.300		0.000		0.000		0.03
HEALTH SERVICES	0.029		0.029		0.016		0.016		0.013		0.013		44.14
FORESTRY SERVICES	0.015		0.015		0.015		0.015		0.000		0.000		2.21
RELIGION AND CULTURAL SERVICES	0.200		0.200		0.196		0.196		0.004		0.004		2.03
	<b>0.321</b>	<b>0.767</b>		<b>1.088</b>	<b>0.301</b>	<b>0.726</b>	<b>1.027</b>	<b>0.020</b>	<b>0.041</b>		<b>0.061</b>		<b>5.58</b>
DZONGKHAG ADMINISTRATION, THIMPHU													
GENERAL ADMI. AND DIRECTION SERVICES	21.646	13.903		35.549	20.912	7.675	28.587	0.734	6.228		6.962		19.58
SURVEY AND LAND RECORD SERVICES	1.261	0.561		1.822	1.239	0.532	1.771	0.022	0.029		0.051		2.81
REGISTRATION AND CENSUS SERVICES	1.136	0.150		1.286	1.109	0.132	1.240	0.027	0.018		0.046		3.56
EDUCATION SERVICES	160.954	57.793		218.747	144.241	24.465	168.706	16.713	33.328		50.041		22.88
HEALTH SERVICES	3.863	0.157		4.020	3.797	0.086	3.883	0.066	0.071		0.137		3.40
AGRICULTURE SERVICES	5.759	1.062		6.821	5.457	1.020	6.477	0.302	0.042		0.344		5.05
LIVESTOCK SERVICES	7.657	1.322		8.979	7.491	1.111	8.602	0.166	0.211		0.377		4.20
FORESTRY SERVICES	4.038	1.184		5.222	4.016	0.965	4.980	0.022	0.219		0.242		4.63
ROADS & BRIDGES SERVICES	0.200		0.200						0.200		0.200		100.00

**STATEMENT OF REVISED BUDGET & ACTUAL OUTCOME COMPARISON FOR THE FY 2005-2006: BY PROGRAM**

ADMINISTRATIVE & PROGRAM NAME	Nu. in Millions												
	REVISED APPROPRIATIONS				ACTUAL ANNUAL EXPENDITURE				AMOUNT OF VARIATION				
	CURRENT	CAPITAL	LEND/ REPAY	TOTAL	CURRENT	CAPITAL	LEND/ REPAY	TOTAL	CURRENT	CAPITAL	LEND/ REPAY	TOTAL	VAR %
URBAN DEV. AND ENGINEERING SERVICES	5.920	0.680		6.600	5.910	0.431	6.341	0.010	0.249		0.259		3.93
RELIGION AND CULTURAL SERVICES	1.000		1.000		0.999		0.999		0.001		0.001		0.07
	<b>212.234</b>	<b>78.012</b>		<b>290.246</b>	<b>194.170</b>	<b>37.416</b>	<b>231.586</b>	<b>18.064</b>	<b>40.596</b>		<b>58.660</b>		<b>20.21</b>
<b>BABI GEWOG</b>													
GENERAL ADMI. AND DIRECTION SERVICES	0.398	1.795		2.193	0.376	1.200	1.577	0.022	0.595		0.616		28.10
HEALTH SERVICES	0.054		0.054		0.047		0.047		0.007		0.007		12.39
AGRICULTURE SERVICES	0.030	0.010		0.040	0.030	0.010	0.040	0.000			0.000		0.03
LIVESTOCK SERVICES	0.010	0.045		0.055	0.010	0.045	0.055	0.000			0.000		0.02
FORESTRY SERVICES	0.005	0.075		0.080		0.010	0.010	0.005	0.065		0.070		87.50
	<b>0.443</b>	<b>1.979</b>		<b>2.422</b>	<b>0.416</b>	<b>1.313</b>	<b>1.729</b>	<b>0.027</b>	<b>0.666</b>		<b>0.693</b>		<b>28.61</b>
<b>CHANG GEWOG</b>													
GENERAL ADMI. AND DIRECTION SERVICES	0.398	0.100		0.498	0.394	0.100	0.494	0.004	0.000		0.004		0.80
HEALTH SERVICES	0.005		0.005		0.005		0.005						
AGRICULTURE SERVICES	0.030	0.010		0.040	0.030	0.010	0.040	0.000			0.000		0.32
LIVESTOCK SERVICES	0.005	0.008		0.013	0.005	0.008	0.013	0.000			0.000		0.05
FORESTRY SERVICES	0.010		0.010		0.010		0.010		0.000		0.000		1.40
	<b>0.433</b>	<b>0.133</b>		<b>0.566</b>	<b>0.429</b>	<b>0.133</b>	<b>0.562</b>	<b>0.004</b>	<b>0.000</b>		<b>0.004</b>		<b>0.75</b>
<b>DAGALA GEWOG</b>													
GENERAL ADMI. AND DIRECTION SERVICES	0.314	0.650		0.964	0.303	0.058	0.361	0.011	0.592		0.603		62.58
HEALTH SERVICES	0.107		0.107		0.016		0.016		0.091		0.091		85.07
AGRICULTURE SERVICES	0.030	0.010		0.040	0.030	0.010	0.040	0.000			0.000		0.74
LIVESTOCK SERVICES	0.010	0.036		0.046	0.010	0.036	0.046	0.000			0.000		0.07
FORESTRY SERVICES	0.010		0.010		0.010		0.010		0.000		0.000		0.75
ROADS & BRIDGES SERVICES	0.100		0.100		0.031		0.031		0.069		0.069		68.91
RELIGION AND CULTURAL SERVICES	0.347		0.347		0.198		0.198		0.149		0.149		42.91
	<b>0.354</b>	<b>1.260</b>		<b>1.614</b>	<b>0.342</b>	<b>0.359</b>	<b>0.702</b>	<b>0.012</b>	<b>0.901</b>		<b>0.912</b>		<b>56.54</b>
<b>GAYNEY GEWOG</b>													
GENERAL ADMI. AND DIRECTION SERVICES	0.304	0.027		0.331	0.303	0.026	0.329	0.001	0.001		0.002		0.58
HEALTH SERVICES	0.031		0.031		0.020		0.020		0.011		0.011		35.71
AGRICULTURE SERVICES	0.030	0.020		0.050	0.030	0.020	0.050	0.000			0.000		0.60
LIVESTOCK SERVICES	0.015	0.038		0.053	0.015	0.037	0.052		0.002		0.002		2.83
FORESTRY SERVICES	0.005	0.010		0.015		0.010	0.010	0.005			0.005		33.33
ROADS & BRIDGES SERVICES	0.097		0.097		0.014		0.014		0.083		0.083		85.98
RELIGION AND CULTURAL SERVICES	0.200		0.200		0.187		0.187		0.013		0.013		6.32
	<b>0.354</b>	<b>0.423</b>		<b>0.777</b>	<b>0.348</b>	<b>0.313</b>	<b>0.661</b>	<b>0.006</b>	<b>0.110</b>		<b>0.116</b>		<b>14.90</b>
<b>KAWANG GEWOG</b>													
GENERAL ADMI. AND DIRECTION SERVICES	0.388	0.132		0.520	0.372	0.126	0.498	0.016	0.006		0.022		4.22

**STATEMENT OF REVISED BUDGET & ACTUAL OUTCOME COMPARISON FOR THE FY 2005-2006: BY PROGRAM**

ADMINISTRATIVE & PROGRAM NAME	Nu. in Millions												
	REVISED APPROPRIATIONS				ACTUAL ANNUAL EXPENDITURE				AMOUNT OF VARIATION				
	CURRENT	CAPITAL	LEND/ REPAY	TOTAL	CURRENT	CAPITAL	LEND/ REPAY	TOTAL	CURRENT	CAPITAL	LEND/ REPAY	TOTAL	VAR %
HEALTH SERVICES	0.032		0.032		0.027		0.027		0.005		0.005		16.92
AGRICULTURE SERVICES	0.025	0.010		0.035	0.025	0.010	0.035						
LIVESTOCK SERVICES	0.030	0.025		0.055	0.030	0.022	0.052	0.000	0.003		0.003		5.95
FORESTRY SERVICES	0.010		0.010		0.010		0.010						
	<b>0.443</b>	<b>0.209</b>		<b>0.652</b>	<b>0.427</b>	<b>0.195</b>	<b>0.621</b>	<b>0.016</b>	<b>0.014</b>		<b>0.031</b>		<b>4.70</b>
LINGSI GEWOG													
GENERAL ADMI. AND DIRECTION SERVICES	0.314	0.430		0.744	0.314	0.030	0.344	0.000	0.400		0.400		53.81
EDUCATION SERVICES	1.100		1.100		0.800		0.800		0.300		0.300		27.27
HEALTH SERVICES	0.017		0.017		0.005		0.005		0.012		0.012		70.59
AGRICULTURE SERVICES	0.010	0.005		0.015	0.010	0.005	0.015	0.000	0.000		0.000		0.57
LIVESTOCK SERVICES	0.015	0.240		0.255	0.015	0.236	0.251	0.000	0.004		0.004		1.64
FORESTRY SERVICES	0.060		0.060		0.010		0.010		0.050		0.050		83.33
ROADS & BRIDGES SERVICES	0.250		0.250						0.250		0.250		100.00
	<b>0.339</b>	<b>2.102</b>		<b>2.441</b>	<b>0.338</b>	<b>1.086</b>	<b>1.424</b>	<b>0.001</b>	<b>1.016</b>		<b>1.017</b>		<b>41.65</b>
MEWANG GEWOG													
GENERAL ADMI. AND DIRECTION SERVICES	0.398	0.350		0.748	0.385	0.348	0.734	0.013	0.002		0.014		1.92
EDUCATION SERVICES	0.700		0.700		0.432		0.432		0.268		0.268		38.33
HEALTH SERVICES	0.057		0.057		0.049		0.049		0.008		0.008		13.35
AGRICULTURE SERVICES	0.030	0.020		0.050	0.027	0.019	0.046	0.003	0.001		0.004		7.27
LIVESTOCK SERVICES	0.010	0.020		0.030	0.010	0.020	0.030	0.000			0.000		0.18
FORESTRY SERVICES	0.010	0.010		0.020	0.010	0.010	0.020						
RELIGION AND CULTURAL SERVICES	0.200		0.200		0.160		0.160		0.040		0.040		19.80
	<b>0.448</b>	<b>1.357</b>		<b>1.805</b>	<b>0.433</b>	<b>1.039</b>	<b>1.471</b>	<b>0.015</b>	<b>0.318</b>		<b>0.334</b>		<b>18.48</b>
NARO GEWOG													
GENERAL ADMI. AND DIRECTION SERVICES	0.287	0.007		0.294	0.274	0.007	0.280	0.013	0.000		0.014		4.67
HEALTH SERVICES	0.013		0.013						0.013		0.013		100.00
AGRICULTURE SERVICES	0.010	0.005		0.015	0.009	0.005	0.014	0.001	0.000		0.001		7.93
LIVESTOCK SERVICES	0.076		0.076		0.076		0.076						
FORESTRY SERVICES	0.113		0.113		0.113		0.113						
ROADS & BRIDGES SERVICES	0.200		0.200		0.102		0.102		0.098		0.098		49.18
	<b>0.297</b>	<b>0.414</b>		<b>0.711</b>	<b>0.282</b>	<b>0.302</b>	<b>0.585</b>	<b>0.015</b>	<b>0.112</b>		<b>0.126</b>		<b>17.76</b>
SOE GEWOG													
GENERAL ADMI. AND DIRECTION SERVICES	0.294	0.400		0.694	0.293		0.293	0.001	0.400		0.401		57.74
HEALTH SERVICES	0.013		0.013		0.005		0.005		0.008		0.008		64.15
AGRICULTURE SERVICES	0.010	0.010		0.020	0.010	0.010	0.020	0.000	0.000		0.000		0.48
LIVESTOCK SERVICES	0.010	0.040		0.050	0.010	0.037	0.047		0.003		0.003		6.00
FORESTRY SERVICES	0.060		0.060		0.010		0.010		0.050		0.050		83.33



**STATEMENT OF REVISED BUDGET & ACTUAL OUTCOME COMPARISON FOR THE FY 2005-2006: BY PROGRAM**

ADMINISTRATIVE & PROGRAM NAME	Nu. in Millions												
	REVISED APPROPRIATIONS				ACTUAL ANNUAL EXPENDITURE				AMOUNT OF VARIATION				
	CURRENT	CAPITAL	LEND/ REPAY	TOTAL	CURRENT	CAPITAL	LEND/ REPAY	TOTAL	CURRENT	CAPITAL	LEND/ REPAY	TOTAL	VAR %
ROADS & BRIDGES SERVICES	0.300		0.300		0.118		0.118		0.182		0.182		60.70
RELIGION AND CULTURAL SERVICES	0.200		0.200		0.200		0.200						
	<b>0.314</b>	<b>1.023</b>		<b>1.337</b>	<b>0.313</b>	<b>0.380</b>	<b>0.693</b>	<b>0.001</b>	<b>0.643</b>		<b>0.644</b>		<b>48.19</b>
TOEBI GEWOG													
GENERAL ADMI. AND DIRECTION SERVICES	0.395	0.200		0.595	0.391	0.199	0.590	0.004	0.001		0.005		0.92
EDUCATION SERVICES	1.580		1.580		1.539		1.539		0.041		0.041		2.62
HEALTH SERVICES	0.021		0.021		0.001		0.001		0.020		0.020		95.71
AGRICULTURE SERVICES	0.030	0.060		0.090	0.030	0.057	0.087	0.000	0.003		0.003		3.73
LIVESTOCK SERVICES	0.010	0.010		0.020	0.010	0.010	0.020						
FORESTRY SERVICES	0.005	0.010		0.015		0.010	0.010	0.005			0.005		33.33
	<b>0.440</b>	<b>1.881</b>		<b>2.321</b>	<b>0.431</b>	<b>1.815</b>	<b>2.246</b>	<b>0.009</b>	<b>0.066</b>		<b>0.075</b>		<b>3.24</b>
DZONGKHAG ADMINISTRATION, GASA													
GENERAL ADMI. AND DIRECTION SERVICES	6.654	8.092		14.746	6.384	7.468	13.852	0.270	0.624		0.894		6.06
SURVEY AND LAND RECORD SERVICES	0.173	0.100		0.273	0.141	0.098	0.239	0.032	0.002		0.034		12.41
EDUCATION SERVICES	10.432	38.015		48.447	8.884	31.171	40.055	1.548	6.844		8.392		17.32
HEALTH SERVICES	2.715	1.888		4.603	2.414	0.823	3.237	0.301	1.065		1.366		29.68
AGRICULTURE SERVICES	1.398	0.280		1.678	1.313	0.231	1.544	0.085	0.049		0.134		8.00
LIVESTOCK SERVICES	2.264	1.123		3.387	2.197	0.814	3.011	0.067	0.309		0.376		11.11
FORESTRY SERVICES	1.115	0.225		1.340	1.029	0.202	1.231	0.086	0.023		0.109		8.14
ROADS & BRIDGES SERVICES	0.130		0.130						0.130		0.130		100.00
URBAN DEV. AND ENGINEERING SERVICES	2.748	1.150		3.898	2.611	0.150	2.761	0.137	1.000		1.137		29.17
RELIGION AND CULTURAL SERVICES	0.495	1.035		1.530	0.465	0.871	1.336	0.030	0.164		0.194		12.69
	<b>27.994</b>	<b>52.038</b>		<b>80.032</b>	<b>25.437</b>	<b>41.828</b>	<b>67.265</b>	<b>2.557</b>	<b>10.210</b>		<b>12.767</b>		<b>15.95</b>
KHAME GEWOG													
GENERAL ADMI. AND DIRECTION SERVICES	0.309	1.033		1.342	0.298	1.033	1.331	0.011	0.000		0.011		0.84
HEALTH SERVICES	0.252		0.252		0.021		0.021		0.231		0.231		91.52
AGRICULTURE SERVICES	2.640		2.640		0.507		0.507		2.133		2.133		80.78
LIVESTOCK SERVICES	0.132	0.044		0.176	0.123	0.032	0.155	0.009	0.012		0.021		11.84
FORESTRY SERVICES	0.035	0.105		0.140		0.033	0.033	0.035	0.072		0.107		76.69
ROADS & BRIDGES SERVICES	0.035		0.035						0.035		0.035		100.00
	<b>0.476</b>	<b>4.109</b>		<b>4.585</b>	<b>0.421</b>	<b>1.626</b>	<b>2.047</b>	<b>0.055</b>	<b>2.483</b>		<b>2.538</b>		<b>55.35</b>
KHATOE GEWOG													
GENERAL ADMI. AND DIRECTION SERVICES	0.314	0.500		0.814	0.283		0.283	0.031	0.500		0.531		65.27
HEALTH SERVICES	0.085		0.085						0.085		0.085		100.00
AGRICULTURE SERVICES	0.040		0.040		0.040		0.040						
LIVESTOCK SERVICES	0.077	0.032		0.109	0.068	0.020	0.088	0.009	0.012		0.021		19.16
FORESTRY SERVICES	0.022	0.145		0.167		0.010	0.010	0.022	0.135		0.157		94.01

**STATEMENT OF REVISED BUDGET & ACTUAL OUTCOME COMPARISON FOR THE FY 2005-2006: BY PROGRAM**

ADMINISTRATIVE & PROGRAM NAME	Nu. in Millions												
	REVISED APPROPRIATIONS				ACTUAL ANNUAL EXPENDITURE				AMOUNT OF VARIATION				
	CURRENT	CAPITAL	LEND/ REPAY	TOTAL	CURRENT	CAPITAL	LEND/ REPAY	TOTAL	CURRENT	CAPITAL	LEND/ REPAY	TOTAL	VAR %
ROADS & BRIDGES SERVICES	0.869		0.869		0.158		0.158		0.711		0.711		81.85
	<b>0.413</b>	<b>1.671</b>		<b>2.084</b>	<b>0.351</b>	<b>0.228</b>	<b>0.579</b>	<b>0.062</b>	<b>1.443</b>		<b>1.505</b>		<b>72.24</b>
LAYA GEWOG													
GENERAL ADMI. AND DIRECTION SERVICES	0.309			0.309	0.248		0.248	0.061			0.061		19.68
HEALTH SERVICES	0.005		0.005						0.005		0.005		100.00
AGRICULTURE SERVICES	0.030		0.030		0.026		0.026		0.005		0.005		15.00
LIVESTOCK SERVICES	0.077	0.054		0.131	0.067	0.054	0.121	0.010			0.010		7.75
FORESTRY SERVICES	0.034	0.030		0.064	0.033	0.029	0.063	0.001	0.001		0.001		1.95
ROADS & BRIDGES SERVICES	1.986		1.986		1.061		1.061		0.925		0.925		46.57
	<b>0.420</b>	<b>2.105</b>		<b>2.525</b>	<b>0.348</b>	<b>1.170</b>	<b>1.518</b>	<b>0.072</b>	<b>0.935</b>		<b>1.007</b>		<b>39.87</b>
LUNANA GEWOG													
GENERAL ADMI. AND DIRECTION SERVICES	0.309			0.309	0.277		0.277	0.032			0.032		10.44
HEALTH SERVICES	0.005		0.005						0.005		0.005		100.00
AGRICULTURE SERVICES	0.025		0.025						0.025		0.025		100.00
LIVESTOCK SERVICES	0.005	0.035		0.040	0.005	0.035	0.040						
FORESTRY SERVICES	0.040	0.020		0.060				0.040	0.020		0.060		100.00
ROADS & BRIDGES SERVICES	1.057		1.057		0.682		0.682		0.375		0.375		35.49
	<b>0.354</b>	<b>1.142</b>		<b>1.496</b>	<b>0.282</b>	<b>0.717</b>	<b>0.999</b>	<b>0.072</b>	<b>0.425</b>		<b>0.497</b>		<b>33.25</b>
DZ. ADMINISTRATION, TRASHIYANGTSE													
GENERAL ADMI. AND DIRECTION SERVICES	15.445	8.390		23.835	14.337	6.970	21.306	1.108	1.420		2.529		10.61
SURVEY AND LAND RECORD SERVICES	0.487	0.080		0.567	0.456	0.064	0.521	0.031	0.016		0.046		8.13
REGISTRATION AND CENSUS SERVICES	0.717	0.100		0.817	0.669	0.097	0.766	0.048	0.003		0.051		6.20
EDUCATION SERVICES	40.679	22.631		63.310	39.105	20.387	59.492	1.574	2.244		3.818		6.03
HEALTH SERVICES	10.897	0.630		11.527	10.071	0.401	10.472	0.826	0.229		1.055		9.16
FORESTRY SERVICES	1.833	0.600		2.433	1.664	0.447	2.111	0.169	0.153		0.322		13.24
ROADS & BRIDGES SERVICES	0.111		0.111		0.111		0.111		0.000		0.000		0.10
URBAN DEV. AND ENGINEERING SERVICES	6.704	8.070		14.774	6.409	7.926	14.335	0.295	0.144		0.439		2.97
RELIGION AND CULTURAL SERVICES	0.145	10.690		10.835	0.131	10.102	10.232	0.014	0.588		0.603		5.56
	<b>76.907</b>	<b>51.302</b>		<b>128.209</b>	<b>72.841</b>	<b>46.504</b>	<b>119.345</b>	<b>4.066</b>	<b>4.798</b>		<b>8.864</b>		<b>6.91</b>
BUMDELING GEWOG													
GENERAL ADMI. AND DIRECTION SERVICES	0.309			0.309	0.300		0.300	0.009			0.009		2.80
HEALTH SERVICES	0.100		0.100		0.080		0.080		0.020		0.020		20.25
ROADS & BRIDGES SERVICES	4.026		4.026		4.024		4.024		0.002		0.002		0.04
	<b>0.309</b>	<b>4.126</b>		<b>4.435</b>	<b>0.300</b>	<b>4.104</b>	<b>4.404</b>	<b>0.009</b>	<b>0.022</b>		<b>0.031</b>		<b>0.69</b>
JAMKHAR GEWOG													
GENERAL ADMI. AND DIRECTION SERVICES	0.314			0.314	0.294		0.294	0.020			0.020		6.35
HEALTH SERVICES	0.075		0.075		0.049		0.049		0.026		0.026		34.80

**STATEMENT OF REVISED BUDGET & ACTUAL OUTCOME COMPARISON FOR THE FY 2005-2006: BY PROGRAM**

ADMINISTRATIVE & PROGRAM NAME	Nu. in Millions												
	REVISED APPROPRIATIONS				ACTUAL ANNUAL EXPENDITURE				AMOUNT OF VARIATION				
	CURRENT	CAPITAL	LEND/ REPAY	TOTAL	CURRENT	CAPITAL	LEND/ REPAY	TOTAL	CURRENT	CAPITAL	LEND/ REPAY	TOTAL	VAR %
FORESTRY SERVICES	0.125		0.125		0.122		0.122		0.003		0.003		2.40
ROADS & BRIDGES SERVICES	0.200		0.200		0.135		0.135		0.065		0.065		32.48
	<b>0.314</b>	<b>0.400</b>		<b>0.714</b>	<b>0.294</b>	<b>0.306</b>	<b>0.600</b>	<b>0.020</b>	<b>0.094</b>		<b>0.114</b>		<b>15.96</b>
KHAMDANG GEWOG													
GENERAL ADMI. AND DIRECTION SERVICES	0.314			0.314	0.292		0.292	0.022			0.022		7.03
EDUCATION SERVICES	0.200		0.200		0.200		0.200						
HEALTH SERVICES	0.124		0.124		0.084		0.084		0.040		0.040		32.61
FORESTRY SERVICES	0.025		0.025		0.025		0.025						
ROADS & BRIDGES SERVICES	0.026		0.026		0.015		0.015		0.011		0.011		40.62
	<b>0.314</b>	<b>0.375</b>		<b>0.689</b>	<b>0.292</b>	<b>0.324</b>	<b>0.616</b>	<b>0.022</b>	<b>0.051</b>		<b>0.073</b>		<b>10.60</b>
RAMJAR GEWOG													
GENERAL ADMI. AND DIRECTION SERVICES	0.314			0.314	0.297		0.297	0.017			0.017		5.45
HEALTH SERVICES	0.049		0.049		0.025		0.025		0.024		0.024		48.33
	<b>0.314</b>	<b>0.049</b>		<b>0.363</b>	<b>0.297</b>	<b>0.025</b>	<b>0.322</b>	<b>0.017</b>	<b>0.024</b>		<b>0.041</b>		<b>11.24</b>
TOETSHO GEWOG													
GENERAL ADMI. AND DIRECTION SERVICES	0.314	0.085		0.399	0.292	0.083	0.376	0.022	0.002		0.023		5.84
EDUCATION SERVICES	0.300		0.300						0.300		0.300		100.00
HEALTH SERVICES	0.188		0.188		0.114		0.114		0.074		0.074		39.51
RELIGION AND CULTURAL SERVICES	0.200		0.200		0.050		0.050		0.150		0.150		75.18
	<b>0.314</b>	<b>0.773</b>		<b>1.087</b>	<b>0.292</b>	<b>0.247</b>	<b>0.539</b>	<b>0.022</b>	<b>0.526</b>		<b>0.548</b>		<b>50.41</b>
TONGSHANG GEWOG													
GENERAL ADMI. AND DIRECTION SERVICES	0.314	0.350		0.664	0.269	0.342	0.612	0.045	0.008		0.052		7.90
HEALTH SERVICES	0.089		0.089		0.058		0.058		0.031		0.031		35.03
	<b>0.314</b>	<b>0.439</b>		<b>0.753</b>	<b>0.269</b>	<b>0.400</b>	<b>0.669</b>	<b>0.045</b>	<b>0.039</b>		<b>0.084</b>		<b>11.11</b>
YALLANG GEWOG													
GENERAL ADMI. AND DIRECTION SERVICES	0.314	0.500		0.814	0.305	0.496	0.801	0.009	0.004		0.013		1.58
HEALTH SERVICES	0.008	0.094		0.102	0.001	0.087	0.088	0.007	0.007		0.014		14.13
FORESTRY SERVICES	0.020		0.020		0.017		0.017		0.003		0.003		15.23
RELIGION AND CULTURAL SERVICES	0.336		0.336		0.299		0.299		0.037		0.037		11.04
	<b>0.322</b>	<b>0.950</b>		<b>1.272</b>	<b>0.306</b>	<b>0.899</b>	<b>1.205</b>	<b>0.016</b>	<b>0.051</b>		<b>0.067</b>		<b>5.30</b>
YANGTSE GEWOG													
GENERAL ADMI. AND DIRECTION SERVICES	0.314			0.314	0.309		0.309	0.005			0.005		1.71
HEALTH SERVICES	0.132		0.132		0.131		0.131		0.001		0.001		0.67
ROADS & BRIDGES SERVICES	2.392		2.392		2.045		2.045		0.347		0.347		14.52
RELIGION AND CULTURAL SERVICES	0.200		0.200						0.200		0.200		100.00
	<b>0.314</b>	<b>2.724</b>		<b>3.038</b>	<b>0.309</b>	<b>2.176</b>	<b>2.484</b>	<b>0.005</b>	<b>0.548</b>		<b>0.554</b>		<b>18.22</b>
<b>GRAND TOTAL</b>	<b>7,347.687</b>	<b>8,784.641</b>	<b>3,024.413</b>	<b>19,156.741</b>	<b>6,630.204</b>	<b>6,684.425</b>	<b>2,691.807</b>	<b>16,006.436</b>	<b>717.483</b>	<b>2,100.216</b>	<b>332.606</b>	<b>3,150.305</b>	<b>16.44</b>

**Financial Statements of the Royal Government for the Year Ending 30th June, 2006**

CODE	OBJECT CLASS	EXPENDITURE				%
		RGOB	EXTERNAL		TOTAL	
			GRANT	LOAN		
1.01	Pay & Allowances	2,505.896	18.642		2,524.538	15.77
2.01	Other Personnel Emoluments	288.846	3.367		292.213	1.83
3.01	Medical Benefits - Incountry	0.980			0.980	0.01
3.02	Medical Benefits - Outside Bhutan	119.990			119.990	0.75
4.01	Special Allowance	30.358	1.324		31.681	0.20
4.02	Special Allowance - Kidu/Pensioners	1.115			1.115	0.01
5.01	Stipends	151.288	3.738	3.788	158.813	0.99
11.01	Travel - Incountry	737.446	13.011		750.457	4.69
11.02	Travel - Outside Bhutan	69.369	8.858		78.227	0.49
12.01	Utilities -Telephones, Telex, Fax, E-mail, Internet	97.173	7.395		104.568	0.65
12.02	Utilities -Telegram, Wireless Transmission, Postage	17.102	0.578	0.002	17.681	0.11
12.03	Utilities - Electricity, Water, Sewerage	52.197	0.384		52.580	0.33
12.04	Utilities - Others	29.790	0.387		30.177	0.19
13.01	Rental of Properties - Buildings	39.437	1.854		41.291	0.26
13.02	Rental of Properties - Vehicles	2.978	5.532	0.208	8.718	0.05
13.03	Rental of Properties - Others	0.285	0.035		0.320	0.00
14.01	S & M - Office Supplies, Printing, Publications	146.165	40.225	0.169	186.559	1.17
14.02	S & M - Medicines & Laboratory Consumables	154.305	26.995		181.300	1.13
14.03	S & M - Fertilizers, Chemicals, Manures, Inoculants	2.688	1.135		3.823	0.02
14.04	S & M - Seeds, Seedlings	7.405	4.227		11.632	0.07
14.05	S & M - Animal Feeds	15.123	0.160		15.283	0.10
14.06	S & M - Uniforms, Extension Kits, Linens	42.448	2.339		44.788	0.28
14.07	S & M - Text Books, Library Books, Stationeries & Sports Item	89.077	2.469	2.313	93.860	0.59
14.08	S & M - Others	129.039	12.262	0.015	141.316	0.88
15.01	Maintenance of Property - Buildings	69.040	5.910	1.034	75.984	0.48
15.02	Maintenance of Property - Vehicles	142.485	4.844	1.430	148.759	0.93
15.03	Maintenance of Property - Roads	116.453	0.366		116.819	0.73
15.04	Maintenance of Property - Bridges	3.423			3.423	0.02
15.05	Maintenance of Property - Equipment	45.012	1.028	0.280	46.320	0.29
15.06	Maintenance of Property - Plantations	5.844	0.831	0.769	7.443	0.05
15.07	Maintenance of Property - Computers	18.446	1.483	0.581	20.510	0.13
15.08	Maintenance of Property - Others	10.417	1.986		12.403	0.08
17.01	Op. Exp. - Advertising	17.864	2.426		20.290	0.13
17.02	Op. Exp. - Taxes, Duties, Royalties, Handling Charges, B/Charges	9.450	0.096		9.546	0.06
17.03	Op. Exp. - Transportation	42.948	4.845		47.793	0.30
17.04	Op. Exp. - Energy/Propulsion Charges	1.546	0.878		2.424	0.02
17.05	Op. Exp. - Purchase of Power	0.076			0.076	0.00
17.06	Op. Exp. - Items for Processing/ Manufacturing	4.214			4.214	0.03
17.07	Op. Exp. - Others	96.282	48.706	0.397	145.385	0.91
18.01	Hospitality & Entertainment	44.889	1.358		46.247	0.29
19.01	Write Off - Stocks, Loss of Cash/Goods	0.977			0.977	0.01
21.01	Current Grants - Individuals/Non-profit Orgs.	86.475	22.537		109.012	0.68
21.02	Current Grants - Sungchop	110.213			110.213	0.69
21.03	Current Grants - Rural Life Insurance Scheme	25.650			25.650	0.16
22.01	Current Grants - Financial Institutions	7.994			7.994	0.05
22.02	Current Grants - Non-Financial Institutions	192.078	7.983		200.061	1.25
24.01	Subscriptions to International Organisation	35.545			35.545	0.22
24.02	Contributions - Other Govts.		0.912		0.912	0.91
24.03	Contributions - Provident Fund	123.267	0.124		123.391	0.77
25.01	Retirement Benefits	34.336	0.449		34.785	0.22

**Financial Statements of the Royal Government for the Year Ending 30th June, 2006**

CODE	OBJECT CLASS	EXPENDITURE				%
		RGOB	EXTERNAL		TOTAL	
			GRANT	LOAN		
31.01	Interest Payment - Internal	50.486			50.486	0.32
31.02	Interest Payment - External	330.303		1.327	331.631	2.07
	<b>TOTAL CURRENT</b>	<b>6,356.213</b>	<b>261.678</b>	<b>12.313</b>	<b>6,630.204</b>	41.42
						0.00
41.01	Acquisition of Immobile Property - Land	5.331			5.331	0.03
41.02	Acquisition of Immobile Property - Buildings	13.129			13.129	0.08
45.01	Training - Human Resource Development	94.373	331.465	28.215	454.053	2.84
45.02	Training - Others	48.142	187.186	5.393	240.721	1.50
51.01	Exp. on Structure - Buildings	774.054	665.268	229.244	1,668.565	10.42
51.02	Exp. on Structure - Roads(incl.culverts,drns)	828.338	544.940	231.363	1,604.640	10.02
51.03	Exp. on Structure - Bridges	128.667	56.764	9.119	194.550	1.22
51.04	Exp. on Structure - Irrigation Channels	16.887	6.278	5.709	28.873	0.18
51.05	Exp. on Structure - Drainage Systems	10.103	0.396		10.499	0.07
51.06	Exp. on Structure - Water Supply & Sanitation	95.491	19.854	21.263	136.608	0.85
51.07	Exp. on Structure - Plantations	7.481	4.430	0.079	11.990	0.07
51.08	Exp. on Structure - Others	202.352	117.868	3.572	323.792	2.02
52.01	Plant & Equipt. - Roads	1.196	123.881		125.077	0.78
52.02	Plant & Equipt. - Power Generation	23.396	5.914		29.310	0.18
52.03	Plant & Equipt. - Power Trans. & Dist.	15.271	5.502	0.807	21.581	0.13
52.04	Plant & Equipt. - Telecommunications	5.685	33.923	0.025	39.633	0.25
52.05	Plant & Equipt. - Agricultural Machineries	3.206	1.732		4.938	0.03
52.06	Plant & Equipt. - Livestock	1.368	2.449	0.136	3.954	0.02
52.07	Plant & Equipt. - Hospital/Lab. Equipment	86.568	136.387	0.092	223.047	1.39
52.08	Plant & Equipt. - General Tools, Instruments	75.409	46.585	48.116	170.111	1.06
53.01	Purchase of Vehicles	38.466	0.751		39.217	0.25
54.01	Furniture	87.860	12.459	7.500	107.818	0.67
54.02	Office Equipment	54.709	67.286	5.629	127.624	0.80
54.03	Computers & Peripherals	62.798	99.208	15.006	177.013	1.11
55.01	Professional Services	32.843	204.506	6.824	244.173	1.53
61.01	Capital Grants - Individuals/Non-Profit Orgs.	30.992	20.095		51.087	0.32
61.02	Capital Grants - Sungchop	0.450	0.042		0.492	0.00
61.03	Capital Grants - Revolving Funds	6.852			6.852	0.04
62.02	Capital Grants - Non-Financial Institutions	19.000	160.400		179.400	1.12
63.01	Acquisition of Equities/Shares	193.783	246.564		440.347	2.75
	<b>TOTAL CAPITAL</b>	<b>2,964.201</b>	<b>3,102.133</b>	<b>618.091</b>	<b>6,684.425</b>	41.76
						0.00
65.02	Loans - Enterprises	40.000		0.359	40.359	0.25
		<b>40.000</b>		<b>0.359</b>	<b>40.359</b>	0.25
70.01	Repayment of Debt Principal - Internal	2,253.023			2,253.023	14.08
70.02	Repayment of Debt Principal - External	398.425			398.425	2.49
		<b>2,651.448</b>			<b>2,651.448</b>	16.56
<b>GRAND TOTAL</b>		<b>12,011.861</b>	<b>3,363.812</b>	<b>630.763</b>	<b>16,006.436</b>	100.00

**Financial Statements of the Royal Government for the Year Ending 30th June, 2006**

EXPENDITURE SUMMARY BY IMF FUNCTIONAL CLASSIFICATION FOR THE FISCAL YEAR 2004-05														
CLASS CODE	AU ABBR.	PR CODE	PROGRAM NAME	EXPENDITURE					FINANCING			TOTAL	%	
				CURRENT	CAPITAL	LEND-ING	REPAY	TOTAL	RGOB	EXTERNAL				TOTAL
										GRANT	LOAN			
01			General Public Services											
01.1			Exec./Legis. Organs, Fin./External Affairs											
101.01	HM/SECT	01	GEN. ADM. AND DIRECTION SERVICES	15.337	0.225			15.562	15.562				15.562	0.10
102.01	NAB SECT	01	GEN. ADM. AND DIRECTION SERVICES	29.023	6.277			35.300	28.947	6.353		6.353	35.300	0.22
103.01	RAC SECT	01	GEN. ADM. AND DIRECTION SERVICES	9.328	0.706			10.034	10.034				10.034	0.06
104.01	CRA	01	GEN. ADM. AND DIRECTION SERVICES	27.295	18.458			45.753	38.871	6.882		6.882	45.753	0.29
104.01	CRA	02	GEN. ADM. AND DIRECTION SERVICES	165.325	15.148			180.473	180.473				180.473	1.13
108.01	AUDIT SECT	01	GEN. ADM. AND DIRECTION SERVICES	42.711	7.615			50.326	44.508	5.818		5.818	50.326	0.31
109.01	RCSC SECT	01	GEN. ADM. AND DIRECTION SERVICES	20.041	50.198			70.239	19.554	50.686		50.686	70.239	0.44
111.01	BOC SECT	01	GEN. ADM. AND DIRECTION SERVICES	10.628	1.405			12.033	12.033				12.033	0.08
114.01	NEC	01	GEN. ADM. AND DIRECTION SERVICES	25.927	33.699			59.627	15.946	43.681		43.681	59.627	0.37
116.01	CBS SECT	01	GEN. ADM. AND DIRECTION SERVICES	8.256	2.972			11.228	6.908	4.320		4.320	11.228	0.07
118.01	CS SECT	01	GEN. ADM. AND DIRECTION SERVICES	9.037	0.647			9.684	9.684				9.684	0.06
120.01	OLA	01	GEN. ADM. AND DIRECTION SERVICES	16.720	3.945			20.666	7.943	12.723		12.723	20.666	0.13
121.01	RUB	01	GEN. ADM. AND DIRECTION SERVICES	7.844	3.451			11.296	11.134	0.161		0.161	11.296	0.07
122.01	NSB	01	GEN. ADM. AND DIRECTION SERVICES	9.305	1.758			11.064	7.694	3.369		3.369	11.064	0.07
123.01	OACC	01	GEN. ADM. AND DIRECTION SERVICES	1.991	7.384			9.375	8.803	0.571		0.571	9.375	0.06
124.01	OEC	01	GEN. ADM. AND DIRECTION SERVICES	4.124	3.280			7.404	7.404				7.404	0.05
201.01	MOHA SECT	01	GEN. ADM. AND DIRECTION SERVICES	28.330	12.911			41.241	34.269	6.972		6.972	41.241	0.26
201.01	MOHA SECT	44	IMMIGRATION SERVICES	15.365	2.970			18.336	18.336				18.336	0.11
201.01	MOHA SECT	45	CULTURAL SERVICES	40.505	43.097			83.601	51.291	32.311		32.311	83.601	0.52
201.01	MOHA SECT	47	DEPARTMENT OF LOCAL GOVERNANCE	3.214	1.065			4.279	4.066	0.213		0.213	4.279	0.03
202.01	MOF SECT	01	GEN. ADM. AND DIRECTION SERVICES	125.540	75.899			201.439	177.851	23.587		23.587	201.439	1.26
202.01	MOF SECT	08	BUDGET AND ACCOUNTS SERVICES	11.345	8.578			19.923	14.153	5.770		5.770	19.923	0.12
202.01	MOF SECT	09	REVENUE & CUSTOMS SERVICES	92.139	14.979			107.118	103.200	3.918		3.918	107.118	0.67
202.01	MOF SECT	10	AID & DEBT MANAGEMENT SERVICES	342.651	24.147	40.359	398.425	805.582	776.418	27.477	1.686	29.164	805.582	5.03
202.01	MOF SECT	11	COMMON PUBLIC EXPENDITURES	445.627	364.665			3,063.315	2,715.012	348.303		348.303	3,063.315	19.14
202.01	MOF SECT	12	NATIONAL PROPERTY SERVICES	34.155	8.790			42.945	42.945				42.945	0.27
202.01	MOF SECT	36	PLANNING COMMISSION SECRETARIAT	9.088	13.247			22.335	8.043	14.292		14.292	22.335	0.14
203.01	MFA	01	GEN. ADM. AND DIRECTION SERVICES	61.070	17.542			78.611	76.580	2.031		2.031	78.611	0.49
203.01	MFA	13	FOREIGN RELATIONS ABROAD	146.221	1.674			147.895	147.895				147.895	0.92
205.01	MOA	01	GEN. ADM. AND DIRECTION SERVICES	177.112	137.259			314.371	213.231	80.210	20.929	101.139	314.371	1.96
206.01	MTI SECT	01	GEN. ADM. AND DIRECTION SERVICES	45.488	22.186			67.675	47.685	19.990		19.990	67.675	0.42

**Financial Statements of the Royal Government for the Year Ending 30th June, 2006**

<b>EXPENDITURE SUMMARY BY IMF FUNCTIONAL CLASSIFICATION FOR THE FISCAL YEAR 2004-05</b>														
CLASS CODE	AU ABBR.	PR CODE	PROGRAM NAME	EXPENDITURE					FINANCING			TOTAL	%	
				CURRENT	CAPITAL	LEND-ING	REPAY	TOTAL	RGOB	EXTERNAL				TOTAL
										GRANT	LOAN			
208.01	MoWHS	01	GEN. ADM. AND DIRECTION SERVICES	34.813	24.028			58.841	57.268	1.573		1.573	58.841	0.37
209.01	MoIC	01	GEN. ADM. AND DIRECTION SERVICES	21.047	8.347			29.394	29.394				29.394	0.18
210.01	MOH	01	GEN. ADM. AND DIRECTION SERVICES	86.942	438.886			525.828	125.816	400.012		400.012	525.828	3.29
211.01	MOE	01	GEN. ADM. AND DIRECTION SERVICES	84.503	305.846			390.349	87.620	108.873	193.857	302.730	390.349	2.44
211.01	MOE	37	GEN. ADM. AND DIRECTION SERVICES	10.055	1.184			11.239	11.062	0.177		0.177	11.239	0.07
212.01	MoLHR	01	GEN. ADM. AND DIRECTION SERVICES	9.746	1.189			10.935	10.935				10.935	0.07
212.01	MoLHR	32	HUMAN RESOURCES SERVICES	67.695	112.855			180.551	93.630	8.374	78.547	86.921	180.551	1.13
401.01	CDA	01	GEN. ADM. AND DIRECTION SERVICES	20.048	9.153			29.201	29.201				29.201	0.18
401.02	SPG	01	GEN. ADM. AND DIRECTION SERVICES	0.293	0.636			0.929	0.929				0.929	0.01
401.03	BOG	01	GEN. ADM. AND DIRECTION SERVICES	0.350				0.350	0.286	0.065		0.065	0.350	0.00
401.04	CHG	01	GEN. ADM. AND DIRECTION SERVICES	0.292	0.219			0.511	0.511				0.511	0.00
401.05	DAG	01	GEN. ADM. AND DIRECTION SERVICES	0.287	0.045			0.331	0.331				0.331	0.00
401.06	GTG	01	GEN. ADM. AND DIRECTION SERVICES	0.279				0.279	0.279				0.279	0.00
401.07	LKG	01	GEN. ADM. AND DIRECTION SERVICES	0.352				0.352	0.288	0.065		0.065	0.352	0.00
401.08	DUG	01	GEN. ADM. AND DIRECTION SERVICES	0.258				0.258	0.258				0.258	0.00
401.09	GLG	01	GEN. ADM. AND DIRECTION SERVICES	0.293	0.011			0.304	0.304				0.304	0.00
401.10	MEG	01	GEN. ADM. AND DIRECTION SERVICES	0.289	0.009			0.298	0.298				0.298	0.00
401.11	PLG	01	GEN. ADM. AND DIRECTION SERVICES	0.283	0.050			0.333	0.333				0.333	0.00
401.12	BLG	01	GEN. ADM. AND DIRECTION SERVICES	0.300	0.020			0.320	0.320				0.320	0.00
402.01	DAH	01	GEN. ADM. AND DIRECTION SERVICES	10.273	0.632			10.905	10.604	0.301		0.301	10.905	0.07
402.02	BJA	01	GEN. ADM. AND DIRECTION SERVICES	0.290	0.165			0.454	0.454				0.454	0.00
402.03	KGH	01	GEN. ADM. AND DIRECTION SERVICES	0.316	0.273			0.590	0.590				0.590	0.00
402.04	SGH	01	GEN. ADM. AND DIRECTION SERVICES	0.287	0.042			0.329	0.329				0.329	0.00
402.05	SGH	01	GEN. ADM. AND DIRECTION SERVICES	0.272	0.539			0.811	0.811				0.811	0.01
402.06	UGH	01	GEN. ADM. AND DIRECTION SERVICES	0.291	0.279			0.569	0.569				0.569	0.00
403.01	DZ:PARO	01	GEN. ADM. AND DIRECTION SERVICES	14.565	6.444			21.009	21.009				21.009	0.13
403.02	GWG:DOBSHA	01	GEN. ADM. AND DIRECTION SERVICES	0.296				0.296	0.296				0.296	0.00
403.03	DOGAR GEOG	01	GEN. ADM. AND DIRECTION SERVICES	0.295	1.195			1.490	1.490				1.490	0.01
403.04	GWG:DOTY	01	GEN. ADM. AND DIRECTION SERVICES	0.306	0.483			0.789	0.789				0.789	0.00
403.05	GWG:HOREY	01	GEN. ADM. AND DIRECTION SERVICES	0.301				0.301	0.301				0.301	0.00
403.06	LG	01	GEN. ADM. AND DIRECTION SERVICES	0.282				0.282	0.282				0.282	0.00
403.07	LUNGYNI GEWOG	01	GEN. ADM. AND DIRECTION SERVICES	0.295	0.937			1.232	1.232				1.232	0.01
403.08	NJ	01	GEN. ADM. AND DIRECTION SERVICES	0.278	0.692			0.970	0.970				0.970	0.01
403.09	SHABA GEOG	01	GEN. ADM. AND DIRECTION SERVICES	0.292				0.292	0.292				0.292	0.00
403.10	TG	01	GEN. ADM. AND DIRECTION SERVICES	0.280				0.280	0.280				0.280	0.00
403.11	WANGCHANG	01	GEN. ADM. AND DIRECTION SERVICES	0.271	0.809			1.081	1.081				1.081	0.01

**Financial Statements of the Royal Government for the Year Ending 30th June, 2006**

<b>EXPENDITURE SUMMARY BY IMF FUNCTIONAL CLASSIFICATION FOR THE FISCAL YEAR 2004-05</b>														
Amount (Nu. In Million)														
CLASS CODE	AU ABBR.	PR CODE	PROGRAM NAME	EXPENDITURE					FINANCING				TOTAL	%
				CURRENT	CAPITAL	LEND-ING	REPAY	TOTAL	RGOB	EXTERNAL		TOTAL		
										GRANT	LOAN			
404.01	SD	01	GEN. ADM. AND DIRECTION SERVICES	19.448	2.564			22.012	22.012				22.012	0.14
404.02	BARA	01	GEN. ADM. AND DIRECTION SERVICES	0.247	0.049			0.296	0.296				0.296	0.00
404.03	BIRU	01	GEN. ADM. AND DIRECTION SERVICES	0.287	0.335			0.622	0.622				0.622	0.00
404.04	CHARGHARY	01	GEN. ADM. AND DIRECTION SERVICES	0.286				0.286	0.286				0.286	0.00
404.05	CHENGMARI	01	GEN. ADM. AND DIRECTION SERVICES	0.291	0.033			0.324	0.324				0.324	0.00
404.06	DENCHUKHA	01	GEN. ADM. AND DIRECTION SERVICES	0.285	0.204			0.489	0.489				0.489	0.00
404.07	DOROKHA	01	GEN. ADM. AND DIRECTION SERVICES	0.294	0.045			0.339	0.339				0.339	0.00
404.08	DUMTOE	01	GEN. ADM. AND DIRECTION SERVICES	0.284	0.178			0.462	0.462				0.462	0.00
404.09	GHUMAUNEY	01	GEN. ADM. AND DIRECTION SERVICES	0.294	0.600			0.894	0.894				0.894	0.01
404.10	LHARENI	01	GEN. ADM. AND DIRECTION SERVICES	0.282	0.640			0.922	0.922				0.922	0.01
404.11	MAYONA	01	GEN. ADM. AND DIRECTION SERVICES	0.282	0.298			0.580	0.580				0.580	0.00
404.12	NAINITAL	01	GEN. ADM. AND DIRECTION SERVICES	0.286	0.036			0.322	0.322				0.322	0.00
404.13	PUGLI	01	GEN. ADM. AND DIRECTION SERVICES	0.284	0.530			0.814	0.814				0.814	0.01
404.14	SAMTSE	01	GEN. ADM. AND DIRECTION SERVICES	0.299	0.248			0.547	0.547				0.547	0.00
404.15	SIPSU	01	GEN. ADM. AND DIRECTION SERVICES	0.299	0.606			0.905	0.905				0.905	0.01
404.16	TADING	01	GEN. ADM. AND DIRECTION SERVICES	0.280	0.480			0.760	0.760				0.760	0.00
404.17	TENDRU	01	GEN. ADM. AND DIRECTION SERVICES	0.295	0.034			0.329	0.329				0.329	0.00
405.01	TD	01	GEN. ADM. AND DIRECTION SERVICES	10.694	27.700			38.394	37.661	0.734		0.734	38.394	0.24
405.02	BG	01	GEN. ADM. AND DIRECTION SERVICES	0.286	0.919			1.205	1.205				1.205	0.01
405.03	DG	01	GEN. ADM. AND DIRECTION SERVICES	0.272	0.362			0.634	0.634				0.634	0.00
405.04	BG	01	GEN. ADM. AND DIRECTION SERVICES	0.267	0.848			1.115	1.115				1.115	0.01
405.05	GG	01	GEN. ADM. AND DIRECTION SERVICES	0.291	0.386			0.677	0.677				0.677	0.00
405.06	RG	01	GEN. ADM. AND DIRECTION SERVICES	0.289	0.070			0.359	0.359				0.359	0.00
405.07	KG	01	GEN. ADM. AND DIRECTION SERVICES	0.283	0.068			0.352	0.352				0.352	0.00
405.08	MG	01	GEN. ADM. AND DIRECTION SERVICES	0.282	0.573			0.855	0.855				0.855	0.01
405.09	PG	01	GEN. ADM. AND DIRECTION SERVICES	0.288	0.819			1.107	1.107				1.107	0.01
405.10	PG	01	GEN. ADM. AND DIRECTION SERVICES	0.207	0.807			1.013	1.013				1.013	0.01
405.11	SG	01	GEN. ADM. AND DIRECTION SERVICES	0.285	0.813			1.098	1.098				1.098	0.01
405.12	TG	01	GEN. ADM. AND DIRECTION SERVICES	0.289	0.070			0.359	0.359				0.359	0.00
405.13	TG	01	GEN. ADM. AND DIRECTION SERVICES	0.273	0.067			0.341	0.341				0.341	0.00
406.01	DDA	01	GEN. ADM. AND DIRECTION SERVICES	10.124	8.663			18.787	18.787				18.787	0.12
406.02	DOR	01	GEN. ADM. AND DIRECTION SERVICES	0.291	0.070			0.361	0.361				0.361	0.00
406.03	DRU	01	GEN. ADM. AND DIRECTION SERVICES	0.287	0.518			0.805	0.805				0.805	0.01
406.04	GESAR	01	GEN. ADM. AND DIRECTION SERVICES	0.275	0.070			0.345	0.345				0.345	0.00
406.05	GOSH	01	GEN. ADM. AND DIRECTION SERVICES	0.291				0.291	0.291				0.291	0.00
406.06	KAN	01	GEN. ADM. AND DIRECTION SERVICES	0.294	0.150			0.444	0.444				0.444	0.00



**Financial Statements of the Royal Government for the Year Ending 30th June, 2006**

EXPENDITURE SUMMARY BY IMF FUNCTIONAL CLASSIFICATION FOR THE FISCAL YEAR 2004-05													Amount (Nu. In Million)	
CLASS CODE	AU ABBR.	PR CODE	PROGRAM NAME	EXPENDITURE					FINANCING			TOTAL	%	
				CURRENT	CAPITAL	LEND-ING	REPAY	TOTAL	RGOB	EXTERNAL				TOTAL
										GRANT	LOAN			
406.07	KHEBI	01	GEN. ADM. AND DIRECTION SERVICES	0.287	0.065			0.352	0.352				0.352	0.00
406.08	LAJA	01	GEN. ADM. AND DIRECTION SERVICES	0.270	0.471			0.742	0.742				0.742	0.00
406.09	T/DING	01	GEN. ADM. AND DIRECTION SERVICES	0.249				0.249	0.249				0.249	0.00
406.10	T/GANG	01	GEN. ADM. AND DIRECTION SERVICES	0.289	0.066			0.355	0.355				0.355	0.00
406.11	T/KHA	01	GEN. ADM. AND DIRECTION SERVICES	0.293				0.293	0.293				0.293	0.00
406.12	TEZA	01	GEN. ADM. AND DIRECTION SERVICES	0.282				0.282	0.282				0.282	0.00
407.01	ADM	01	GEN. ADM. AND DIRECTION SERVICES	15.292	4.172			19.464	19.464				19.464	0.12
407.02	CHHUBU GEO	01	GEN. ADM. AND DIRECTION SERVICES	0.288				0.288	0.288				0.288	0.00
407.03	GOENSHARI	01	GEN. ADM. AND DIRECTION SERVICES	0.292				0.292	0.292				0.292	0.00
407.04	GUMA GEOG	01	GEN. ADM. AND DIRECTION SERVICES	0.309				0.309	0.309				0.309	0.00
407.05	KABJISA GE	01	GEN. ADM. AND DIRECTION SERVICES	0.300	0.069			0.369	0.369				0.369	0.00
407.06	LINGBUKHA	01	GEN. ADM. AND DIRECTION SERVICES	0.305				0.305	0.305				0.305	0.00
407.07	SHEGENA GE	01	GEN. ADM. AND DIRECTION SERVICES	0.257	0.050			0.307	0.307				0.307	0.00
407.08	TALO GEOG	01	GEN. ADM. AND DIRECTION SERVICES	0.294	0.069			0.363	0.363				0.363	0.00
407.09	TEOWANG GE	01	GEN. ADM. AND DIRECTION SERVICES	0.292	0.069			0.361	0.361				0.361	0.00
407.10	ZOMI GEOG	01	GEN. ADM. AND DIRECTION SERVICES	0.293				0.293	0.293				0.293	0.00
408.01	WANGDUEPHO	01	GEN. ADM. AND DIRECTION SERVICES	14.176	2.752			16.927	16.927				16.927	0.11
408.02	BJENA	01	GEN. ADM. AND DIRECTION SERVICES	0.289	0.020			0.309	0.309				0.309	0.00
408.03	DANGCHU	01	GEN. ADM. AND DIRECTION SERVICES	0.290	0.020			0.310	0.310				0.310	0.00
408.04	DAGA	01	GEN. ADM. AND DIRECTION SERVICES	0.283	0.020			0.303	0.303				0.303	0.00
408.05	GANGTE	01	GEN. ADM. AND DIRECTION SERVICES	0.287	0.620			0.907	0.907				0.907	0.01
408.06	GASETSO G	01	GEN. ADM. AND DIRECTION SERVICES	0.294				0.294	0.294				0.294	0.00
408.07	GASETSO W	01	GEN. ADM. AND DIRECTION SERVICES	0.284	0.020			0.304	0.304				0.304	0.00
408.08	KAZHI	01	GEN. ADM. AND DIRECTION SERVICES	0.281	0.020			0.301	0.301				0.301	0.00
408.09	NAHI	01	GEN. ADM. AND DIRECTION SERVICES	0.281	1.095			1.376	1.376				1.376	0.01
408.10	NYISHO	01	GEN. ADM. AND DIRECTION SERVICES	0.301	1.085			1.386	1.386				1.386	0.01
408.11	PHANGYUL	01	GEN. ADM. AND DIRECTION SERVICES	0.289	0.033			0.322	0.322				0.322	0.00
408.12	PHOBI	01	GEN. ADM. AND DIRECTION SERVICES	0.291	0.620			0.911	0.911				0.911	0.01
408.13	RUEPISA	01	GEN. ADM. AND DIRECTION SERVICES	0.287	0.020			0.307	0.307				0.307	0.00
408.14	SEPHU	01	GEN. ADM. AND DIRECTION SERVICES	0.290				0.290	0.290				0.290	0.00
408.15	ATHANG	01	GEN. ADM. AND DIRECTION SERVICES	0.287	0.020			0.307	0.307				0.307	0.00
408.16	THEDTSHO	01	GEN. ADM. AND DIRECTION SERVICES	0.281	0.917			1.198	1.198				1.198	0.01
409.01	DZ:BUMTHAN	01	GEN. ADM. AND DIRECTION SERVICES	9.977	4.020			13.997	13.997				13.997	0.09
409.02	GWG:CHHOEK	01	GEN. ADM. AND DIRECTION SERVICES	0.310	0.050			0.360	0.360				0.360	0.00
409.03	GWG:CHHUME	01	GEN. ADM. AND DIRECTION SERVICES	0.324	0.572			0.896	0.569	0.327		0.327	0.896	0.01
409.04	GWG:TANG	01	GEN. ADM. AND DIRECTION SERVICES	0.309	0.050			0.359	0.359				0.359	0.00

**Financial Statements of the Royal Government for the Year Ending 30th June, 2006**

EXPENDITURE SUMMARY BY IMF FUNCTIONAL CLASSIFICATION FOR THE FISCAL YEAR 2004-05														
CLASS CODE	AU ABBR.	PR CODE	PROGRAM NAME	EXPENDITURE					FINANCING				TOTAL	%
				CURRENT	CAPITAL	LEND-ING	REPAY	TOTAL	RGOB	EXTERNAL		TOTAL		
										GRANT	LOAN			
409.05	GWG:URA	01	GEN. ADM. AND DIRECTION SERVICES	0.274	0.100			0.374	0.374				0.374	0.00
410.01	DAS	01	GEN. ADM. AND DIRECTION SERVICES	17.324	2.729			20.052	20.052				20.052	0.13
410.02	BG	01	GEN. ADM. AND DIRECTION SERVICES	0.308	0.493			0.802	0.802				0.802	0.01
410.03	CG	01	GEN. ADM. AND DIRECTION SERVICES	0.283	0.050			0.333	0.333				0.333	0.00
410.04	DG	01	GEN. ADM. AND DIRECTION SERVICES	0.250	0.903			1.154	1.154				1.154	0.01
410.05	DG	01	GEN. ADM. AND DIRECTION SERVICES	0.277	0.003			0.280	0.280				0.280	0.00
410.06	DG	01	GEN. ADM. AND DIRECTION SERVICES	0.287	0.103			0.390	0.390				0.390	0.00
410.07	GG	01	GEN. ADM. AND DIRECTION SERVICES	0.293	0.029			0.323	0.323				0.323	0.00
410.08	HG	01	GEN. ADM. AND DIRECTION SERVICES	0.284	0.691			0.975	0.975				0.975	0.01
410.09	JG	01	GEN. ADM. AND DIRECTION SERVICES	0.304	0.080			0.384	0.384				0.384	0.00
410.10	LG	01	GEN. ADM. AND DIRECTION SERVICES	0.295	0.592			0.887	0.887				0.887	0.01
410.11	NG	01	GEN. ADM. AND DIRECTION SERVICES	0.292	0.020			0.312	0.312				0.312	0.00
410.12	S/TAR G	01	GEN. ADM. AND DIRECTION SERVICES	0.276	0.020			0.296	0.296				0.296	0.00
410.13	SZG	01	GEN. ADM. AND DIRECTION SERVICES	0.294	0.056			0.350	0.350				0.350	0.00
410.14	SIN G	01	GEN. ADM. AND DIRECTION SERVICES	0.282				0.282	0.282				0.282	0.00
410.16	UG	01	GEN. ADM. AND DIRECTION SERVICES	0.275	0.065			0.339	0.339				0.339	0.00
411.01	ZD	01	GEN. ADM. AND DIRECTION SERVICES	14.874	4.423			19.297	19.297				19.297	0.12
411.02	BG	01	GEN. ADM. AND DIRECTION SERVICES	0.296	0.045			0.340	0.340				0.340	0.00
411.03	BG	01	GEN. ADM. AND DIRECTION SERVICES	0.294				0.294	0.294				0.294	0.00
411.04	NG	01	GEN. ADM. AND DIRECTION SERVICES	0.310	0.085			0.395	0.395				0.395	0.00
411.05	NG	01	GEN. ADM. AND DIRECTION SERVICES	0.314				0.314	0.314				0.314	0.00
411.06	PG	01	GEN. ADM. AND DIRECTION SERVICES	0.307	0.365			0.672	0.672				0.672	0.00
411.07	SG	01	GEN. ADM. AND DIRECTION SERVICES	0.295	0.825			1.120	1.120				1.120	0.01
411.08	TG	01	GEN. ADM. AND DIRECTION SERVICES	0.312				0.312	0.312				0.312	0.00
411.09	GG	01	GEN. ADM. AND DIRECTION SERVICES	0.307	0.070			0.376	0.376				0.376	0.00
412.01	DZ:TRONGSA	01	GEN. ADM. AND DIRECTION SERVICES	11.350	31.917			43.267	20.869	22.398		22.398	43.267	0.27
412.02	GWG:DRAGTE	01	GEN. ADM. AND DIRECTION SERVICES	0.326	0.049			0.375	0.375				0.375	0.00
412.03	GWG:KORPHU	01	GEN. ADM. AND DIRECTION SERVICES	0.304				0.304	0.304				0.304	0.00
412.04	GWG:LANGTH	01	GEN. ADM. AND DIRECTION SERVICES	0.308	0.050			0.358	0.358				0.358	0.00
412.05	GWG:NUBI	01	GEN. ADM. AND DIRECTION SERVICES	0.300				0.300	0.300				0.300	0.00
412.06	GWG:TANGBI	01	GEN. ADM. AND DIRECTION SERVICES	0.304	0.750			1.054	1.054				1.054	0.01
413.01	DAL	01	GEN. ADM. AND DIRECTION SERVICES	10.318	4.905			15.223	15.223				15.223	0.10
413.02	GGA	01	GEN. ADM. AND DIRECTION SERVICES	0.290	0.825			1.115	1.115				1.115	0.01
413.03	JGA	01	GEN. ADM. AND DIRECTION SERVICES	0.289	0.001			0.290	0.290				0.290	0.00
413.04	KHO-GA	01	GEN. ADM. AND DIRECTION SERVICES	0.296	0.054			0.350	0.350				0.350	0.00
413.05	KUR-GA	01	GEN. ADM. AND DIRECTION SERVICES	0.236	0.004			0.240	0.240				0.240	0.00

**Financial Statements of the Royal Government for the Year Ending 30th June, 2006**

EXPENDITURE SUMMARY BY IMF FUNCTIONAL CLASSIFICATION FOR THE FISCAL YEAR 2004-05														
CLASS CODE	AU ABBR.	PR CODE	PROGRAM NAME	EXPENDITURE					FINANCING				TOTAL	%
				CURRENT	CAPITAL	LEND-ING	REPAY	TOTAL	RGOB	EXTERNAL		TOTAL		
										GRANT	LOAN			
413.06	MGA	01	GEN. ADM. AND DIRECTION SERVICES	0.306	0.913			1.219	1.219				1.219	0.01
413.07	MIN GA	01	GEN. ADM. AND DIRECTION SERVICES	0.307	0.714			1.022	1.022				1.022	0.01
413.08	MET GA	01	GEN. ADM. AND DIRECTION SERVICES	0.258				0.258	0.258				0.258	0.00
413.09	TGA	01	GEN. ADM. AND DIRECTION SERVICES	0.284	0.850			1.134	1.134				1.134	0.01
414.01	MONGAR	01	GEN. ADM. AND DIRECTION SERVICES	16.985	12.474			29.458	28.559	0.899		0.899	29.458	0.18
414.02	BALAM GEOG	01	GEN. ADM. AND DIRECTION SERVICES	0.295	0.700			0.995	0.995				0.995	0.01
414.03	CHALI GEOG	01	GEN. ADM. AND DIRECTION SERVICES	0.309				0.309	0.309				0.309	0.00
414.04	CHASKHAR G	01	GEN. ADM. AND DIRECTION SERVICES	0.317				0.317	0.317				0.317	0.00
414.05	DRAMETSE G	01	GEN. ADM. AND DIRECTION SERVICES	0.302	0.500			0.802	0.802				0.802	0.01
414.06	DREPONG GE	01	GEN. ADM. AND DIRECTION SERVICES	0.301	0.555			0.856	0.856				0.856	0.01
414.07	GONGDUE GE	01	GEN. ADM. AND DIRECTION SERVICES	0.295	0.002			0.297	0.297				0.297	0.00
414.08	JURMEY GEO	01	GEN. ADM. AND DIRECTION SERVICES	0.297	0.622			0.919	0.919				0.919	0.01
414.09	KENGKHAR G	01	GEN. ADM. AND DIRECTION SERVICES	0.296				0.296	0.296				0.296	0.00
414.10	MONGAR GEO	01	GEN. ADM. AND DIRECTION SERVICES	0.291	0.118			0.409	0.409				0.409	0.00
414.11	NGATSHANG	01	GEN. ADM. AND DIRECTION SERVICES	0.296	0.700			0.996	0.996				0.996	0.01
414.12	SALENG GEO	01	GEN. ADM. AND DIRECTION SERVICES	0.304	0.050			0.354	0.354				0.354	0.00
414.13	SHERIMUNG	01	GEN. ADM. AND DIRECTION SERVICES	0.309	0.642			0.952	0.952				0.952	0.01
414.14	SILAMBI GE	01	GEN. ADM. AND DIRECTION SERVICES	0.297				0.297	0.297				0.297	0.00
414.15	THANGRONG	01	GEN. ADM. AND DIRECTION SERVICES	0.305	0.029			0.334	0.334				0.334	0.00
414.16	TSAKALING	01	GEN. ADM. AND DIRECTION SERVICES	0.296				0.296	0.296				0.296	0.00
414.17	TSAMANG GE	01	GEN. ADM. AND DIRECTION SERVICES	0.303				0.303	0.303				0.303	0.00
415.01	DZ.ADMN	01	GEN. ADM. AND DIRECTION SERVICES	9.652	1.883			11.535	11.535				11.535	0.07
415.02	PEMAGATSHEL	01	GEN. ADM. AND DIRECTION SERVICES	0.295	0.173			0.468	0.468				0.468	0.00
415.03	PEMAGATSHEL	01	GEN. ADM. AND DIRECTION SERVICES	0.292	0.729			1.021	0.321	0.700		0.700	1.021	0.01
415.04	PEMAGATSHEL	01	GEN. ADM. AND DIRECTION SERVICES	0.300	0.814			1.114	0.330	0.784		0.784	1.114	0.01
415.05	Pemagatshe	01	GEN. ADM. AND DIRECTION SERVICES	0.301	1.312			1.613	1.613				1.613	0.01
415.06	Pemagatshe	01	GEN. ADM. AND DIRECTION SERVICES	0.302	0.354			0.656	0.356	0.300		0.300	0.656	0.00
415.07	Pemagatshe	01	GEN. ADM. AND DIRECTION SERVICES	0.297	1.572			1.868	1.521	0.347		0.347	1.868	0.01
415.08	Pemagatshe	01	GEN. ADM. AND DIRECTION SERVICES	0.293	0.055			0.348	0.348				0.348	0.00
416.01	DASJ	01	GEN. ADM. AND DIRECTION SERVICES	21.420	3.542			24.962	24.962				24.962	0.16
416.02	PG	01	GEN. ADM. AND DIRECTION SERVICES	0.271	0.844			1.114	1.114				1.114	0.01
416.03	P/THANG	01	GEN. ADM. AND DIRECTION SERVICES	0.293				0.293	0.293				0.293	0.00
416.04	DG	01	GEN. ADM. AND DIRECTION SERVICES	0.288				0.288	0.288				0.288	0.00
416.05	GG	01	GEN. ADM. AND DIRECTION SERVICES	0.286	1.450			1.736	1.736				1.736	0.01
416.06	LG	01	GEN. ADM. AND DIRECTION SERVICES	0.298				0.298	0.298				0.298	0.00
416.07	LAURI	01	GEN. ADM. AND DIRECTION SERVICES	0.300				0.300	0.300				0.300	0.00

**Financial Statements of the Royal Government for the Year Ending 30th June, 2006**

EXPENDITURE SUMMARY BY IMF FUNCTIONAL CLASSIFICATION FOR THE FISCAL YEAR 2004-05														
CLASS CODE	AU ABBR.	PR CODE	PROGRAM NAME	EXPENDITURE					FINANCING				TOTAL	%
				CURRENT	CAPITAL	LEND-ING	REPAY	TOTAL	RGOB	EXTERNAL		TOTAL		
										GRANT	LOAN			
416.08	MG	01	GEN. ADM. AND DIRECTION SERVICES	0.289	1.441			1.730	1.730				1.730	0.01
416.09	NG	01	GEN. ADM. AND DIRECTION SERVICES	0.291	1.243			1.534	1.534				1.534	0.01
416.10	OG	01	GEN. ADM. AND DIRECTION SERVICES	0.286	1.280			1.566	1.566				1.566	0.01
416.11	SG	01	GEN. ADM. AND DIRECTION SERVICES	0.085				0.085	0.085				0.085	0.00
416.12	SERTHI	01	GEN. ADM. AND DIRECTION SERVICES	0.295				0.295	0.295				0.295	0.00
417.01	DAT	01	GEN. ADM. AND DIRECTION SERVICES	22.109	10.268			32.377	28.990	3.387		3.387	32.377	0.20
417.02	BARTSHAM	01	GEN. ADM. AND DIRECTION SERVICES	0.296	0.236			0.532	0.346	0.186		0.186	0.532	0.00
417.03	BIDUNG	01	GEN. ADM. AND DIRECTION SERVICES	0.301	0.943			1.244	0.550	0.694		0.694	1.244	0.01
417.04	KANGLUNG	01	GEN. ADM. AND DIRECTION SERVICES	0.308	0.050			0.358	0.358				0.358	0.00
417.05	KANGPARA	01	GEN. ADM. AND DIRECTION SERVICES	0.297	0.217			0.514	0.514				0.514	0.00
417.06	KHALING	01	GEN. ADM. AND DIRECTION SERVICES	0.299	0.050			0.349	0.349				0.349	0.00
417.07	LUMANG	01	GEN. ADM. AND DIRECTION SERVICES	0.305	1.409			1.714	1.197	0.518		0.518	1.714	0.01
417.08	MERAK	01	GEN. ADM. AND DIRECTION SERVICES	0.287	0.860			1.147	0.337	0.810		0.810	1.147	0.01
417.09	NANONG	01	GEN. ADM. AND DIRECTION SERVICES	0.298	0.050			0.348	0.348				0.348	0.00
417.10	PHONGMEY	01	GEN. ADM. AND DIRECTION SERVICES	0.295	1.578			1.873	1.094	0.778		0.778	1.873	0.01
417.11	RADHI	01	GEN. ADM. AND DIRECTION SERVICES	0.293	0.860			1.153	0.343	0.810		0.810	1.153	0.01
417.12	SAKTEN	01	GEN. ADM. AND DIRECTION SERVICES	0.293	0.859			1.151	0.342	0.809		0.809	1.151	0.01
417.13	SAMKHAR	01	GEN. ADM. AND DIRECTION SERVICES	0.293	0.050			0.343	0.343				0.343	0.00
417.14	SHONGPHU	01	GEN. ADM. AND DIRECTION SERVICES	0.285	0.050			0.335	0.335				0.335	0.00
417.15	THRIMSHING	01	GEN. ADM. AND DIRECTION SERVICES	0.284	0.617			0.901	0.334	0.567		0.567	0.901	0.01
417.16	UZORONG	01	GEN. ADM. AND DIRECTION SERVICES	0.287	1.237			1.524	0.736	0.788		0.788	1.524	0.01
417.17	YANGNEER	01	GEN. ADM. AND DIRECTION SERVICES	0.301	0.199			0.501	0.351	0.149		0.149	0.501	0.00
418.01	DZ:THIMPHU	01	GEN. ADM. AND DIRECTION SERVICES	20.912	7.675			28.587	28.484	0.103		0.103	28.587	0.18
418.02	GWG:BABI	01	GEN. ADM. AND DIRECTION SERVICES	0.376	1.200			1.577	1.577				1.577	0.01
418.03	GWG:CHANG	01	GEN. ADM. AND DIRECTION SERVICES	0.394	0.100			0.494	0.494				0.494	0.00
418.04	GWG:DAGALA	01	GEN. ADM. AND DIRECTION SERVICES	0.303	0.058			0.361	0.361				0.361	0.00
418.05	GWG:GAYNEY	01	GEN. ADM. AND DIRECTION SERVICES	0.303	0.026			0.329	0.329				0.329	0.00
418.06	GWG:KAWANG	01	GEN. ADM. AND DIRECTION SERVICES	0.372	0.126			0.498	0.498				0.498	0.00
418.07	GWG:LINGSH	01	GEN. ADM. AND DIRECTION SERVICES	0.314	0.030			0.344	0.344				0.344	0.00
418.08	GWG:MEWANG	01	GEN. ADM. AND DIRECTION SERVICES	0.385	0.348			0.734	0.734				0.734	0.00
418.09	GWG:NARO	01	GEN. ADM. AND DIRECTION SERVICES	0.274	0.007			0.280	0.280				0.280	0.00
418.10	GWG:SOE	01	GEN. ADM. AND DIRECTION SERVICES	0.293				0.293	0.293				0.293	0.00
418.12	GWG:TOEBI	01	GEN. ADM. AND DIRECTION SERVICES	0.391	0.199			0.590	0.590				0.590	0.00
419.01	GADZONG	01	GEN. ADM. AND DIRECTION SERVICES	6.384	7.468			13.852	13.653	0.199		0.199	13.852	0.09
419.02	KHAME	01	GEN. ADM. AND DIRECTION SERVICES	0.298	1.033			1.331	0.298	1.033		1.033	1.331	0.01
419.03	KHATOE	01	GEN. ADM. AND DIRECTION SERVICES	0.283				0.283	0.283				0.283	0.00

**Financial Statements of the Royal Government for the Year Ending 30th June, 2006**

EXPENDITURE SUMMARY BY IMF FUNCTIONAL CLASSIFICATION FOR THE FISCAL YEAR 2004-05													Amount (Nu. In Million)	
CLASS CODE	AU ABBR.	PR CODE	PROGRAM NAME	EXPENDITURE					FINANCING			TOTAL	%	
				CURRENT	CAPITAL	LEND-ING	REPAY	TOTAL	RGOB	EXTERNAL				TOTAL
										GRANT	LOAN			
419.04	LAYA	01	GEN. ADM. AND DIRECTION SERVICES	0.248				0.248	0.248				0.248	0.00
419.05	LUNANA	01	GEN. ADM. AND DIRECTION SERVICES	0.277				0.277	0.277				0.277	0.00
420.01	DA-YANGTSE	01	GEN. ADM. AND DIRECTION SERVICES	14.337	6.970			21.306	21.306				21.306	0.13
420.02	GWG: BUMDE	01	GEN. ADM. AND DIRECTION SERVICES	0.300				0.300	0.300				0.300	0.00
420.03	GWG: JAMKH	01	GEN. ADM. AND DIRECTION SERVICES	0.294				0.294	0.294				0.294	0.00
420.04	GWG: KHAMD	01	GEN. ADM. AND DIRECTION SERVICES	0.292				0.292	0.292				0.292	0.00
420.05	GWG: RAMJA	01	GEN. ADM. AND DIRECTION SERVICES	0.297				0.297	0.297				0.297	0.00
420.06	GWG: TOETS	01	GEN. ADM. AND DIRECTION SERVICES	0.292	0.083			0.376	0.376				0.376	0.00
420.07	GWG: TONGS	01	GEN. ADM. AND DIRECTION SERVICES	0.269	0.342			0.612	0.612				0.612	0.00
420.08	GWG: YALLA	01	GEN. ADM. AND DIRECTION SERVICES	0.305	0.496			0.801	0.801				0.801	0.01
420.09	GWG: YANGT	01	GEN. ADM. AND DIRECTION SERVICES	0.309				0.309	0.309				0.309	0.00
				<b>2,644.307</b>	<b>2,019.534</b>	<b>40.359</b>	<b>2,651.448</b>	<b>7,355.647</b>	<b>5,804.231</b>	<b>1,256.396</b>	<b>295.020</b>	<b>1,551.416</b>	<b>7,355.647</b>	45.95
01.4		General Services												
205.01	MOA	06	SURVEY AND LAND RECORD SERVICES	40.635	22.901			63.535	49.170	14.366		14.366	63.535	0.40
401.01	CDA	06	SURVEY AND LAND RECORD SERVICES	0.872				0.872	0.872				0.872	0.01
402.01	DAH	06	SURVEY AND LAND RECORD SERVICES	0.616	0.110			0.726	0.726				0.726	0.00
403.01	DZ:PARO	06	SURVEY AND LAND RECORD SERVICES	1.075				1.075	1.075				1.075	0.01
404.01	SD	06	SURVEY AND LAND RECORD SERVICES	2.383	1.452			3.835	3.835				3.835	0.02
405.01	TD	06	SURVEY AND LAND RECORD SERVICES	0.577	0.042			0.619	0.619				0.619	0.00
406.01	DDA	06	SURVEY AND LAND RECORD SERVICES	0.494	0.095			0.590	0.590				0.590	0.00
407.01	ADM	06	SURVEY AND LAND RECORD SERVICES	0.957	0.178			1.135	1.135				1.135	0.01
408.01	WANGDUEPHO	06	SURVEY AND LAND RECORD SERVICES	1.379	0.431			1.810	1.810				1.810	0.01
409.01	DZ:BUMTHAN	06	SURVEY AND LAND RECORD SERVICES	0.688	0.105			0.793	0.793				0.793	0.00
410.01	DAS	06	SURVEY AND LAND RECORD SERVICES	1.205	0.247			1.452	1.452				1.452	0.01
411.01	ZD	06	SURVEY AND LAND RECORD SERVICES	0.648	0.205			0.853	0.853				0.853	0.01
412.01	DZ:TRONGSA	06	SURVEY AND LAND RECORD SERVICES	0.629	0.210			0.839	0.839				0.839	0.01
413.01	DAL	06	SURVEY AND LAND RECORD SERVICES	0.328				0.328	0.328				0.328	0.00
414.01	MONGAR	06	SURVEY AND LAND RECORD SERVICES	1.180	0.099			1.279	1.279				1.279	0.01
415.01	DZ.ADMN	06	SURVEY AND LAND RECORD SERVICES	0.549	0.020			0.569	0.569				0.569	0.00
416.01	DASJ	06	SURVEY AND LAND RECORD SERVICES	1.125	0.020			1.145	1.145				1.145	0.01
417.01	DAT	06	SURVEY AND LAND RECORD SERVICES	0.494	0.107			0.602	0.602				0.602	0.00
418.01	DZ:THIMPHU	06	SURVEY AND LAND RECORD SERVICES	1.239	0.532			1.771	1.771				1.771	0.01
419.01	GADZONG	06	SURVEY AND LAND RECORD SERVICES	0.141	0.098			0.239	0.239				0.239	0.00
420.01	DA-YANGTSE	06	SURVEY AND LAND RECORD SERVICES	0.456	0.064			0.521	0.521				0.521	0.00
				<b>57.672</b>	<b>26.916</b>	<b>0.000</b>	<b>0.000</b>	<b>84.588</b>	<b>70.222</b>	<b>14.366</b>	<b>0.000</b>	<b>14.366</b>	<b>84.588</b>	0.53
01.5		General Public Services Not Elsewhere Class.												

**Financial Statements of the Royal Government for the Year Ending 30th June, 2006**

EXPENDITURE SUMMARY BY IMF FUNCTIONAL CLASSIFICATION FOR THE FISCAL YEAR 2004-05													Amount (Nu. In Million)	
CLASS CODE	AU ABBR.	PR CODE	PROGRAM NAME	EXPENDITURE					FINANCING				TOTAL	%
				CURRENT	CAPITAL	LEND-ING	REPAY	TOTAL	RGOB	EXTERNAL		TOTAL		
										GRANT	LOAN			
209.01	MoIC	42	INFO. AND TECHNOLOGY SERVICES	12.480	79.447			91.928	7.042	84.885		84.885	91.928	0.57
209.01	MoIC	43	INFORMATION AND MEDIA SERVICES	1.898	0.233			2.131	2.131				2.131	0.01
212.01	MoLHR	38	VOCAT. QUALIFICATION AUTHORITY	2.951	0.595			3.546	3.546				3.546	0.02
212.01	MoLHR	41	EMPLOYMENT SERVICES	6.260	0.863			7.122	7.122				7.122	0.04
				<b>23.589</b>	<b>81.138</b>	<b>0.000</b>	<b>0.000</b>	<b>104.727</b>	<b>19.842</b>	<b>84.885</b>	<b>0.000</b>	<b>84.885</b>	<b>104.727</b>	0.65
				<b>2,725.568</b>	<b>2,127.587</b>	<b>40.359</b>	<b>2,651.448</b>	<b>7,544.962</b>	<b>5,894.295</b>	<b>1,355.648</b>	<b>295.020</b>	<b>1,650.667</b>	<b>7,544.962</b>	47.14
03			Public Order and Safety Affairs											
03.1			Police and Fire Protection											
201.01	MOHA SECT	03	ROYAL BHUTAN POLICE SERVICES	459.407	55.207			514.614	510.581	4.033		4.033	514.614	3.22
				<b>459.407</b>	<b>55.207</b>	<b>0.000</b>	<b>0.000</b>	<b>514.614</b>	<b>510.581</b>	<b>4.033</b>	<b>0.000</b>	<b>4.033</b>	<b>514.614</b>	3.22
03.2			Law Courts											
106.01	JUDICIAL S	01	GEN. ADM. AND DIRECTION SERVICES	81.148	31.803			112.952	92.558	20.394		20.394	112.952	0.71
				<b>81.148</b>	<b>31.803</b>	<b>0.000</b>	<b>0.000</b>	<b>112.952</b>	<b>92.558</b>	<b>20.394</b>	<b>0.000</b>	<b>20.394</b>	<b>112.952</b>	0.71
03.4			Public Order and Safety Affairs N.E.C.											
201.01	MOHA SECT	07	REGISTRATION AND CENSUS SERVICES	15.296	15.146			30.442	16.480	13.962		13.962	30.442	0.19
401.01	CDA	07	REGISTRATION AND CENSUS SERVICES	8.994	1.893			10.887	10.887				10.887	0.07
402.01	DAH	07	REGISTRATION AND CENSUS SERVICES	0.770	0.035			0.805	0.805				0.805	0.01
403.01	DZ:PARO	07	REGISTRATION AND CENSUS SERVICES	0.642				0.642	0.642				0.642	0.00
404.01	SD	07	REGISTRATION AND CENSUS SERVICES	1.284				1.284	1.284				1.284	0.01
405.01	TD	07	REGISTRATION AND CENSUS SERVICES	0.687	0.036			0.722	0.722				0.722	0.00
406.01	DDA	07	REGISTRATION AND CENSUS SERVICES	0.657	0.209			0.866	0.866				0.866	0.01
407.01	ADM	07	REGISTRATION AND CENSUS SERVICES	0.703	0.108			0.811	0.811				0.811	0.01
408.01	WANGDUEPHO	07	REGISTRATION AND CENSUS SERVICES	0.643	0.020			0.663	0.663				0.663	0.00
409.01	DZ:BUMTHAN	07	REGISTRATION AND CENSUS SERVICES	0.345	0.020			0.365	0.365				0.365	0.00
410.01	DAS	07	REGISTRATION AND CENSUS SERVICES	4.485	0.871			5.356	5.356				5.356	0.03
411.01	ZD	07	REGISTRATION AND CENSUS SERVICES	0.781	0.115			0.896	0.896				0.896	0.01
412.01	DZ:TRONGSA	07	REGISTRATION AND CENSUS SERVICES	0.550	0.130			0.680	0.680				0.680	0.00
413.01	DAL	07	REGISTRATION AND CENSUS SERVICES	0.686	0.119			0.805	0.805				0.805	0.01
414.01	MONGAR	07	REGISTRATION AND CENSUS SERVICES	0.727	0.037			0.765	0.765				0.765	0.00
415.01	DZ.ADMN	07	REGISTRATION AND CENSUS SERVICES	0.408	0.097			0.504	0.504				0.504	0.00
416.01	DASJ	07	REGISTRATION AND CENSUS SERVICES	3.620	0.092			3.712	3.712				3.712	0.02
417.01	DAT	07	REGISTRATION AND CENSUS SERVICES	0.950	1.000			1.950	1.950				1.950	0.01
418.01	DZ:THIMPHU	07	REGISTRATION AND CENSUS SERVICES	1.109	0.132			1.240	1.240				1.240	0.01
420.01	DA-YANGTSE	07	REGISTRATION AND CENSUS SERVICES	0.669	0.097			0.766	0.766				0.766	0.00
				<b>44.004</b>	<b>20.157</b>	<b>0.000</b>	<b>0.000</b>	<b>64.161</b>	<b>50.199</b>	<b>13.962</b>	<b>0.000</b>	<b>13.962</b>	<b>64.161</b>	0.40
				<b>584.559</b>	<b>107.167</b>			<b>691.727</b>	<b>653.338</b>	<b>38.389</b>		<b>38.389</b>	<b>691.727</b>	4.32

**Financial Statements of the Royal Government for the Year Ending 30th June, 2006**

EXPENDITURE SUMMARY BY IMF FUNCTIONAL CLASSIFICATION FOR THE FISCAL YEAR 2004-05														
CLASS CODE	AU ABBR.	PR CODE	PROGRAM NAME	EXPENDITURE					FINANCING			TOTAL	%	
				CURRENT	CAPITAL	LEND-ING	REPAY	TOTAL	RGOB	EXTERNAL				TOTAL
										GRANT	LOAN			
04			Education Affairs and Services											
04			Education Affairs and Services											
121.01	RUB	33	ADULT AND HIGHER EDU. SERVICES											
121.01	RUB	46	COLLEGE SERVICES	173.430	104.963			278.393	189.983	88.410		88.410	278.393	1.74
				<b>173.430</b>	<b>104.963</b>	<b>0.000</b>	<b>0.000</b>	<b>278.393</b>	<b>189.983</b>	<b>88.410</b>	<b>0.000</b>	<b>88.410</b>	<b>278.393</b>	1.74
04.1			Pre-primary and Primary Educ. Affairs & Serv.											
401.01	CDA	14	EDUCATION SERVICES	102.008	15.936			117.944	117.439	0.305	0.200	0.505	117.944	0.74
401.02	SPG	14	EDUCATION SERVICES											
401.03	BOG	14	EDUCATION SERVICES		0.293			0.293	0.293				0.293	0.00
401.04	CHG	14	EDUCATION SERVICES		0.245			0.245	0.245				0.245	0.00
401.07	LKG	14	EDUCATION SERVICES		0.300			0.300	0.300				0.300	0.00
401.09	GLG	14	EDUCATION SERVICES		0.246			0.246	0.246				0.246	0.00
401.10	MEG	14	EDUCATION SERVICES											
401.12	BLG	14	EDUCATION SERVICES		0.283			0.283	0.283				0.283	0.00
402.01	DAH	14	EDUCATION SERVICES	29.490	8.485			37.975	37.830	0.146		0.146	37.975	0.24
403.03	DOGAR GEOG	14	EDUCATION SERVICES		0.491			0.491	0.491				0.491	0.00
403.05	GWG:HOREY	14	EDUCATION SERVICES		0.491			0.491	0.491				0.491	0.00
404.01	SD	14	EDUCATION SERVICES	58.218	24.002			82.220	71.788	10.431		10.431	82.220	0.51
404.10	LHARENI	14	EDUCATION SERVICES											
404.13	PUGLI	14	EDUCATION SERVICES											
404.16	TADING	14	EDUCATION SERVICES		0.499			0.499	0.499				0.499	0.00
404.17	TENDRU	14	EDUCATION SERVICES											
405.01	TD	14	EDUCATION SERVICES	24.043	27.348			51.391	29.363	22.028		22.028	51.391	0.32
405.02	BG	14	EDUCATION SERVICES											
405.11	SG	14	EDUCATION SERVICES		0.285			0.285	0.285				0.285	0.00
406.01	DDA	14	EDUCATION SERVICES	27.848	7.157			35.005	35.005				35.005	0.22
406.05	GOSH	14	EDUCATION SERVICES		0.451			0.451	0.451				0.451	0.00
406.06	KAN	14	EDUCATION SERVICES		0.199			0.199	0.199				0.199	0.00
406.07	KHEBI	14	EDUCATION SERVICES		0.195			0.195	0.100	0.095		0.095	0.195	0.00
406.08	LAJA	14	EDUCATION SERVICES		0.113			0.113	0.113				0.113	0.00
406.09	T/DING	14	EDUCATION SERVICES		0.288			0.288	0.288				0.288	0.00
406.11	T/KHA	14	EDUCATION SERVICES		0.900			0.900	0.900				0.900	0.01
406.12	TEZA	14	EDUCATION SERVICES		0.290			0.290	0.290				0.290	0.00
407.01	ADM	14	EDUCATION SERVICES	43.250	20.362			63.612	52.979	10.634		10.634	63.612	0.40
407.08	TALO GEOG	14	EDUCATION SERVICES		0.038			0.038	0.038				0.038	0.00
407.09	TEOWANG GE	14	EDUCATION SERVICES		0.221			0.221	0.221				0.221	0.00

**Financial Statements of the Royal Government for the Year Ending 30th June, 2006**

EXPENDITURE SUMMARY BY IMF FUNCTIONAL CLASSIFICATION FOR THE FISCAL YEAR 2004-05														
CLASS CODE	AU ABBR.	PR CODE	PROGRAM NAME	EXPENDITURE					FINANCING				TOTAL	%
				CURRENT	CAPITAL	LEND-ING	REPAY	TOTAL	RGOB	EXTERNAL		TOTAL		
										GRANT	LOAN			
407.10	ZOMI GEOG	14	EDUCATION SERVICES		0.036			0.036	0.036				0.036	0.00
408.01	WANGDUEPHO	14	EDUCATION SERVICES	57.913	24.727			82.639	63.408	19.231		19.231	82.639	0.52
408.02	BJENA	14	EDUCATION SERVICES		0.420			0.420	0.100	0.320		0.320	0.420	0.00
408.04	DAGA	14	EDUCATION SERVICES		0.367			0.367	0.063	0.304		0.304	0.367	0.00
408.07	GASETSHO W	14	EDUCATION SERVICES		0.022			0.022	0.022				0.022	0.00
408.08	KAZHI	14	EDUCATION SERVICES		0.087			0.087	0.087				0.087	0.00
408.09	NAHI	14	EDUCATION SERVICES		0.199			0.199	0.199				0.199	0.00
408.11	PHANGYUL	14	EDUCATION SERVICES		0.484			0.484	0.484				0.484	0.00
408.13	RUEPISA	14	EDUCATION SERVICES		0.129			0.129	0.129				0.129	0.00
408.14	SEPHU	14	EDUCATION SERVICES		0.393			0.393	0.393				0.393	0.00
408.15	ATHANG	14	EDUCATION SERVICES		0.400			0.400	0.400				0.400	0.00
410.01	DAS	14	EDUCATION SERVICES	51.741	1.625			53.366	53.366				53.366	0.33
410.02	BG	14	EDUCATION SERVICES		0.104			0.104	0.104				0.104	0.00
410.03	CG	14	EDUCATION SERVICES		0.816			0.816	0.816				0.816	0.01
410.04	DG	14	EDUCATION SERVICES		0.031			0.031	0.031				0.031	0.00
410.05	DG	14	EDUCATION SERVICES											
410.08	HG	14	EDUCATION SERVICES											
410.11	NG	14	EDUCATION SERVICES											
410.13	SZG	14	EDUCATION SERVICES		0.049			0.049	0.049				0.049	0.00
410.14	SIN G	14	EDUCATION SERVICES											
410.16	UG	14	EDUCATION SERVICES		0.021			0.021	0.021				0.021	0.00
411.01	ZD	14	EDUCATION SERVICES	49.146	13.522			62.668	59.823	2.360	0.485	2.845	62.668	0.39
411.02	BG	14	EDUCATION SERVICES		1.103			1.103	0.202	0.902		0.902	1.103	0.01
411.03	BG	14	EDUCATION SERVICES		0.395			0.395		0.395		0.395	0.395	0.00
411.04	NG	14	EDUCATION SERVICES		0.111			0.111	0.111				0.111	0.00
411.05	NG	14	EDUCATION SERVICES											
411.06	PG	14	EDUCATION SERVICES		0.250			0.250	0.250				0.250	0.00
411.07	SG	14	EDUCATION SERVICES		0.772			0.772	0.298	0.474		0.474	0.772	0.00
411.09	GG	14	EDUCATION SERVICES		0.149			0.149	0.149				0.149	0.00
413.01	DAL	14	EDUCATION SERVICES	32.116	11.021			43.137	42.852	0.285		0.285	43.137	0.27
413.04	KHO-GA	14	EDUCATION SERVICES											
413.05	KUR-GA	14	EDUCATION SERVICES		0.250			0.250	0.250				0.250	0.00
413.06	MGA	14	EDUCATION SERVICES		0.250			0.250	0.250				0.250	0.00
413.07	MIN GA	14	EDUCATION SERVICES		0.086			0.086	0.086				0.086	0.00
413.08	MET GA	14	EDUCATION SERVICES		0.200			0.200	0.200				0.200	0.00
413.09	TGA	14	EDUCATION SERVICES		0.726			0.726	0.726				0.726	0.00



**Financial Statements of the Royal Government for the Year Ending 30th June, 2006**

EXPENDITURE SUMMARY BY IMF FUNCTIONAL CLASSIFICATION FOR THE FISCAL YEAR 2004-05													Amount (Nu. In Million)	
CLASS CODE	AU ABBR.	PR CODE	PROGRAM NAME	EXPENDITURE					FINANCING			TOTAL	%	
				CURRENT	CAPITAL	LEND-ING	REPAY	TOTAL	RGOB	EXTERNAL				TOTAL
										GRANT	LOAN			
415.02	PEMAGATSHEL	14	EDUCATION SERVICES		0.831			0.831	0.451	0.380		0.380	0.831	0.01
415.03	PEMAGATSHEL	14	EDUCATION SERVICES		2.610			2.610	2.560	0.050		0.050	2.610	0.02
415.04	PEMAGATSHEL	14	EDUCATION SERVICES		2.595			2.595	2.595				2.595	0.02
415.05	Pemagatshe	14	EDUCATION SERVICES		0.763			0.763	0.610	0.153		0.153	0.763	0.00
415.06	Pemagatshe	14	EDUCATION SERVICES		0.216			0.216	0.098	0.118		0.118	0.216	0.00
415.07	Pemagatshe	14	EDUCATION SERVICES		0.309			0.309	0.309				0.309	0.00
415.08	Pemagatshe	14	EDUCATION SERVICES		0.500			0.500	0.500				0.500	0.00
416.01	DASJ	14	EDUCATION SERVICES	57.571	31.147			88.718	88.549	0.169		0.169	88.718	0.55
417.10	PHONGMEY	14	EDUCATION SERVICES		2.269			2.269	0.099	2.170		2.170	2.269	0.01
417.13	SAMKHAR	14	EDUCATION SERVICES		0.196			0.196	0.196				0.196	0.00
417.17	YANGNEER	14	EDUCATION SERVICES		0.300			0.300	0.300				0.300	0.00
419.01	GADZONG	14	EDUCATION SERVICES	8.884	31.171			40.055	11.560	28.495		28.495	40.055	0.25
				<b>542.228</b>	<b>240.769</b>	<b>0.000</b>	<b>0.000</b>	<b>782.997</b>	<b>682.868</b>	<b>99.444</b>	<b>0.685</b>	<b>100.129</b>	<b>782.997</b>	4.89
04.2			Secondary Education Affairs and Services											
211.01	MOE	33	ADULT AND HIGHER EDU. SERVICES	4.891	68.324			73.215	44.959	28.256		28.256	73.215	0.46
				<b>4.891</b>	<b>68.324</b>	<b>0.000</b>	<b>0.000</b>	<b>73.215</b>	<b>44.959</b>	<b>28.256</b>	<b>0.000</b>	<b>28.256</b>	<b>73.215</b>	0.46
04.4			Education Services not definable by level											
115.01	RIM SECT	01	GEN. ADM. AND DIRECTION SERVICES	17.803	24.284			42.087	31.767	10.321		10.321	42.087	0.26
211.01	MOE	34	SCHOOL EDUCATION SERVICES	21.863	91.490			113.353	29.230	66.215	17.908	84.123	113.353	0.71
211.01	MOE	35	YOUTH, CULTURE & SPORTS	33.756	9.988			43.745	30.022	13.722		13.722	43.745	0.27
				<b>73.423</b>	<b>125.762</b>	<b>0.000</b>	<b>0.000</b>	<b>199.185</b>	<b>91.019</b>	<b>90.258</b>	<b>17.908</b>	<b>108.166</b>	<b>199.185</b>	1.24
04.6			Education Affairs and Services N.E.C.											
403.01	DZ:PARO	14	EDUCATION SERVICES	74.972	18.817			93.789	87.809	5.980		5.980	93.789	0.59
404.14	SAMTSE	14	EDUCATION SERVICES											
406.10	T/GANG	14	EDUCATION SERVICES		0.137			0.137		0.137		0.137	0.137	0.00
407.02	CHHUBU GEO	14	EDUCATION SERVICES		0.466			0.466		0.466		0.466	0.466	0.00
407.04	GUMA GEOG	14	EDUCATION SERVICES		1.200			1.200		1.200		1.200	1.200	0.01
408.16	THEDTSHO	14	EDUCATION SERVICES											
409.01	DZ:BUMTHAN	14	EDUCATION SERVICES	30.733	5.421			36.154	36.154				36.154	0.23
409.02	GWG:CHHOEK	14	EDUCATION SERVICES		0.562			0.562	0.562				0.562	0.00
409.03	GWG:CHHUME	14	EDUCATION SERVICES		0.100			0.100	0.100				0.100	0.00
409.04	GWG:TANG	14	EDUCATION SERVICES		0.198			0.198	0.198				0.198	0.00
409.05	GWG:URA	14	EDUCATION SERVICES		0.300			0.300	0.300				0.300	0.00
410.09	JG	14	EDUCATION SERVICES		0.483			0.483	0.483				0.483	0.00
412.01	DZ:TRONGSA	14	EDUCATION SERVICES	34.165	11.385			45.550	44.530	1.020		1.020	45.550	0.28
412.02	GWG:DRAGTE	14	EDUCATION SERVICES		0.080			0.080	0.080				0.080	0.00

**Financial Statements of the Royal Government for the Year Ending 30th June, 2006**

EXPENDITURE SUMMARY BY IMF FUNCTIONAL CLASSIFICATION FOR THE FISCAL YEAR 2004-05													Amount (Nu. In Million)	
CLASS CODE	AU ABBR.	PR CODE	PROGRAM NAME	EXPENDITURE					FINANCING				TOTAL	%
				CURRENT	CAPITAL	LEND-ING	REPAY	TOTAL	RGOB	EXTERNAL		TOTAL		
										GRANT	LOAN			
412.04	GWG:LANGTH	14	EDUCATION SERVICES		1.311			1.311	1.311				1.311	0.01
412.05	GWG:NUBI	14	EDUCATION SERVICES		0.700			0.700	0.700				0.700	0.00
412.06	GWG:TANGBI	14	EDUCATION SERVICES		1.835			1.835	1.835				1.835	0.01
414.01	MONGAR	14	EDUCATION SERVICES	78.055	13.364			91.420	91.284	0.136		0.136	91.420	0.57
414.04	CHASKHAR G	14	EDUCATION SERVICES		0.782			0.782	0.782				0.782	0.00
414.05	DRAMETSE G	14	EDUCATION SERVICES		0.200			0.200	0.200				0.200	0.00
414.06	DREPONG GE	14	EDUCATION SERVICES		0.399			0.399	0.399				0.399	0.00
414.09	KENGKHAR G	14	EDUCATION SERVICES		0.200			0.200	0.200				0.200	0.00
414.10	MONGAR GEO	14	EDUCATION SERVICES		0.547			0.547	0.547				0.547	0.00
414.11	NGATSHANG	14	EDUCATION SERVICES		0.169			0.169	0.169				0.169	0.00
414.12	SALENG GEO	14	EDUCATION SERVICES		0.900			0.900		0.900		0.900	0.900	0.01
414.13	SHERIMUNG	14	EDUCATION SERVICES		1.300			1.300	0.400	0.900		0.900	1.300	0.01
414.16	TSAKALING	14	EDUCATION SERVICES		0.339			0.339		0.339		0.339	0.339	0.00
415.01	DZ.ADMN	14	EDUCATION SERVICES	41.707	13.971			55.678	54.426	0.607	0.646	1.253	55.678	0.35
417.01	DAT	14	EDUCATION SERVICES	116.284	26.382			142.667	142.667				142.667	0.89
417.05	KANGPARA	14	EDUCATION SERVICES		0.934			0.934	0.499	0.434		0.434	0.934	0.01
417.06	KHALING	14	EDUCATION SERVICES											
417.07	LUMANG	14	EDUCATION SERVICES		0.500			0.500	0.500				0.500	0.00
417.09	NANONG	14	EDUCATION SERVICES		0.499			0.499	0.499				0.499	0.00
417.11	RADHI	14	EDUCATION SERVICES		0.490			0.490	0.490				0.490	0.00
417.15	THRIMSHING	14	EDUCATION SERVICES		0.300			0.300	0.300				0.300	0.00
417.16	UZORONG	14	EDUCATION SERVICES		0.898			0.898	0.898				0.898	0.01
418.01	DZ:THIMPHU	14	EDUCATION SERVICES	144.241	24.465			168.706	168.688	0.017		0.017	168.706	1.05
418.07	GWG:LINGSH	14	EDUCATION SERVICES		0.800			0.800	0.800				0.800	0.00
418.08	GWG:MEWANG	14	EDUCATION SERVICES		0.432			0.432	0.432				0.432	0.00
418.12	GWG:TOEBI	14	EDUCATION SERVICES		1.539			1.539	1.539				1.539	0.01
419.04	LAYA	14	EDUCATION SERVICES											
420.01	DA-YANGTSE	14	EDUCATION SERVICES	39.105	20.387			59.492	59.492				59.492	0.37
420.04	GWG: KHAMD	14	EDUCATION SERVICES		0.200			0.200	0.200				0.200	0.00
420.05	GWG: RAMJA	14	EDUCATION SERVICES											
420.06	GWG: TOETS	14	EDUCATION SERVICES											
420.09	GWG: YANGT	14	EDUCATION SERVICES											
				559.262	152.992	0.000	0.000	712.254	699.473	12.135	0.646	12.781	712.254	4.45
				1,353.233	692.810			2,046.044	1,708.302	318.503	19.239	337.742	2,046.044	12.78
05			Health Affairs and Services											
05.2			Clinics & Medical/Dental/Paramed. Practioner											

**Financial Statements of the Royal Government for the Year Ending 30th June, 2006**

EXPENDITURE SUMMARY BY IMF FUNCTIONAL CLASSIFICATION FOR THE FISCAL YEAR 2004-05														
CLASS CODE	AU ABBR.	PR CODE	PROGRAM NAME	EXPENDITURE					FINANCING			TOTAL	%	
				CURRENT	CAPITAL	LEND-ING	REPAY	TOTAL	RGOB	EXTERNAL				TOTAL
										GRANT	LOAN			
210.01	MOH	31	MEDICAL SERVICES	406.829	96.696			503.525	491.720	11.805		11.805	503.525	3.15
				<b>406.829</b>	<b>96.696</b>	<b>0.000</b>	<b>0.000</b>	<b>503.525</b>	<b>491.720</b>	<b>11.805</b>	<b>0.000</b>	<b>11.805</b>	<b>503.525</b>	3.15
05.3			Public Health Affairs and Services											
210.01	MOH	30	PUBLIC HEALTH SERVICES	67.059	151.749			218.808	92.605	126.203		126.203	218.808	1.37
				<b>67.059</b>	<b>151.749</b>	<b>0.000</b>	<b>0.000</b>	<b>218.808</b>	<b>92.605</b>	<b>126.203</b>	<b>0.000</b>	<b>126.203</b>	<b>218.808</b>	1.37
05.6			Health Affairs and Services N.E.C.											
401.01	CDA	15	HEALTH SERVICES	26.473	0.363			26.836	26.261	0.575		0.575	26.836	0.17
401.02	SPG	15	HEALTH SERVICES		0.016			0.016	0.016				0.016	0.00
401.03	BOG	15	HEALTH SERVICES		0.029			0.029	0.029				0.029	0.00
401.04	CHG	15	HEALTH SERVICES		0.016			0.016	0.016				0.016	0.00
401.05	DAG	15	HEALTH SERVICES		0.033			0.033	0.033				0.033	0.00
401.06	GTG	15	HEALTH SERVICES		0.071			0.071	0.071				0.071	0.00
401.07	LKG	15	HEALTH SERVICES		0.045			0.045	0.045				0.045	0.00
401.10	MEG	15	HEALTH SERVICES		0.057			0.057	0.057				0.057	0.00
401.12	BLG	15	HEALTH SERVICES		0.024			0.024	0.024				0.024	0.00
402.01	DAH	15	HEALTH SERVICES	6.882	0.328			7.210	6.918	0.292		0.292	7.210	0.05
402.02	BJA	15	HEALTH SERVICES		0.116			0.116	0.116				0.116	0.00
402.03	KGH	15	HEALTH SERVICES		0.012			0.012	0.012				0.012	0.00
402.04	SGH	15	HEALTH SERVICES											
402.05	SGH	15	HEALTH SERVICES		0.102			0.102	0.102				0.102	0.00
402.06	UGH	15	HEALTH SERVICES		0.084			0.084	0.084				0.084	0.00
403.01	DZ:PARO	15	HEALTH SERVICES	14.726	1.680			16.406	16.169	0.237		0.237	16.406	0.10
403.02	GWG:DOBSHA	15	HEALTH SERVICES		0.024			0.024	0.024				0.024	0.00
403.03	DOGAR GEOG	15	HEALTH SERVICES		0.125			0.125	0.125				0.125	0.00
403.04	GWG:DOTY	15	HEALTH SERVICES		0.012			0.012	0.012				0.012	0.00
403.06	LG	15	HEALTH SERVICES		0.111			0.111	0.111				0.111	0.00
403.08	NJ	15	HEALTH SERVICES											
403.09	SHABA GEOG	15	HEALTH SERVICES		0.036			0.036	0.036				0.036	0.00
403.10	TG	15	HEALTH SERVICES		0.048			0.048	0.048				0.048	0.00
403.11	WANGCHANG	15	HEALTH SERVICES		0.034			0.034	0.034				0.034	0.00
404.01	SD	15	HEALTH SERVICES	22.244	4.664			26.909	26.610	0.299		0.299	26.909	0.17
404.02	BARA	15	HEALTH SERVICES		0.075			0.075	0.075				0.075	0.00
404.03	BIRU	15	HEALTH SERVICES		0.005			0.005	0.005				0.005	0.00
404.04	CHARGHARY	15	HEALTH SERVICES		0.080			0.080	0.080				0.080	0.00
404.05	CHENG MARI	15	HEALTH SERVICES											
404.06	DENCHUKHA	15	HEALTH SERVICES		0.034			0.034	0.034				0.034	0.00

**Financial Statements of the Royal Government for the Year Ending 30th June, 2006**

EXPENDITURE SUMMARY BY IMF FUNCTIONAL CLASSIFICATION FOR THE FISCAL YEAR 2004-05														
CLASS CODE	AU ABBR.	PR CODE	PROGRAM NAME	EXPENDITURE					FINANCING			TOTAL	%	
				CURRENT	CAPITAL	LEND-ING	REPAY	TOTAL	RGOB	EXTERNAL				TOTAL
										GRANT	LOAN			
404.07	DOROKHA	15	HEALTH SERVICES		0.017			0.017	0.017			0.017	0.00	
404.08	DUMTOE	15	HEALTH SERVICES		0.022			0.022	0.022			0.022	0.00	
404.09	GHUMAUNEY	15	HEALTH SERVICES		0.104			0.104	0.104			0.104	0.00	
404.10	LHARENI	15	HEALTH SERVICES		0.075			0.075	0.075			0.075	0.00	
404.11	MAYONA	15	HEALTH SERVICES		0.022			0.022	0.022			0.022	0.00	
404.12	NAINITAL	15	HEALTH SERVICES		0.070			0.070	0.070			0.070	0.00	
404.13	PUGLI	15	HEALTH SERVICES		0.070			0.070	0.070			0.070	0.00	
404.14	SAMTSE	15	HEALTH SERVICES		0.137			0.137	0.137			0.137	0.00	
404.15	SIPSU	15	HEALTH SERVICES		0.005			0.005	0.005			0.005	0.00	
404.16	TADING	15	HEALTH SERVICES		0.085			0.085	0.085			0.085	0.00	
404.17	TENDRU	15	HEALTH SERVICES		0.087			0.087	0.087			0.087	0.00	
405.01	TD	15	HEALTH SERVICES	10.007	5.960			15.967	15.767	0.200	0.200	15.967	0.10	
405.02	BG	15	HEALTH SERVICES		0.133			0.133	0.133			0.133	0.00	
405.03	DG	15	HEALTH SERVICES		0.036			0.036	0.036			0.036	0.00	
405.04	BG	15	HEALTH SERVICES		0.033			0.033	0.033			0.033	0.00	
405.05	GG	15	HEALTH SERVICES		0.018			0.018	0.018			0.018	0.00	
405.06	RG	15	HEALTH SERVICES		0.099			0.099	0.099			0.099	0.00	
405.07	KG	15	HEALTH SERVICES		0.034			0.034	0.034			0.034	0.00	
405.08	MG	15	HEALTH SERVICES		0.008			0.008	0.008			0.008	0.00	
405.09	PG	15	HEALTH SERVICES		0.103			0.103	0.103			0.103	0.00	
405.10	PG	15	HEALTH SERVICES		0.109			0.109	0.109			0.109	0.00	
405.11	SG	15	HEALTH SERVICES		0.082			0.082	0.082			0.082	0.00	
405.12	TG	15	HEALTH SERVICES		0.034			0.034	0.034			0.034	0.00	
405.13	TG	15	HEALTH SERVICES											
406.01	DDA	15	HEALTH SERVICES	6.913	1.160			8.072	7.825	0.247	0.247	8.072	0.05	
406.03	DRU	15	HEALTH SERVICES		0.030			0.030	0.030			0.030	0.00	
406.06	KAN	15	HEALTH SERVICES		0.080			0.080		0.080	0.080	0.080	0.00	
406.08	LAJA	15	HEALTH SERVICES		0.017			0.017	0.017			0.017	0.00	
406.09	T/DING	15	HEALTH SERVICES		0.020			0.020	0.020			0.020	0.00	
406.11	T/KHA	15	HEALTH SERVICES		0.104			0.104	0.104			0.104	0.00	
407.01	ADM	15	HEALTH SERVICES	12.226	0.013			12.239	12.064	0.175	0.175	12.239	0.08	
407.02	CHHUBU GEO	15	HEALTH SERVICES		0.009			0.009	0.009			0.009	0.00	
407.03	GOENSHARI	15	HEALTH SERVICES		0.080			0.080	0.080			0.080	0.00	
407.04	GUMA GEOG	15	HEALTH SERVICES		0.101			0.101	0.101			0.101	0.00	
407.05	KABJISA GE	15	HEALTH SERVICES		0.083			0.083	0.083			0.083	0.00	
407.06	LINGBUKHA	15	HEALTH SERVICES		0.016			0.016	0.016			0.016	0.00	

**Financial Statements of the Royal Government for the Year Ending 30th June, 2006**

EXPENDITURE SUMMARY BY IMF FUNCTIONAL CLASSIFICATION FOR THE FISCAL YEAR 2004-05														
CLASS CODE	AU ABBR.	PR CODE	PROGRAM NAME	EXPENDITURE					FINANCING				TOTAL	%
				CURRENT	CAPITAL	LEND-ING	REPAY	TOTAL	RGOB	EXTERNAL		TOTAL		
										GRANT	LOAN			
407.07	SHEGENA GE	15	HEALTH SERVICES		0.079			0.079	0.079				0.079	0.00
407.08	TALO GEOG	15	HEALTH SERVICES		0.071			0.071	0.071				0.071	0.00
407.09	TEOWANG GE	15	HEALTH SERVICES		0.091			0.091	0.091				0.091	0.00
407.10	ZOMI GEOG	15	HEALTH SERVICES		0.065			0.065	0.065				0.065	0.00
408.01	WANGDUEPHO	15	HEALTH SERVICES	13.531	2.853			16.385	16.113	0.272		0.272	16.385	0.10
408.02	BJENA	15	HEALTH SERVICES		0.036			0.036	0.036				0.036	0.00
408.03	DANGCHU	15	HEALTH SERVICES		0.034			0.034	0.034				0.034	0.00
408.05	GANGTE	15	HEALTH SERVICES		0.065			0.065	0.065				0.065	0.00
408.06	GASETSHO G	15	HEALTH SERVICES		0.045			0.045	0.045				0.045	0.00
408.08	KAZHI	15	HEALTH SERVICES		0.028			0.028	0.028				0.028	0.00
408.09	NAHI	15	HEALTH SERVICES											
408.10	NYISHO	15	HEALTH SERVICES		0.032			0.032	0.032				0.032	0.00
408.11	PHANGYUL	15	HEALTH SERVICES		0.006			0.006	0.006				0.006	0.00
408.12	PHOBJI	15	HEALTH SERVICES		0.015			0.015	0.015				0.015	0.00
408.13	RUEPISA	15	HEALTH SERVICES		0.019			0.019	0.019				0.019	0.00
408.14	SEPHU	15	HEALTH SERVICES		0.016			0.016	0.016				0.016	0.00
409.01	DZ:BUMTHAN	15	HEALTH SERVICES	9.545	0.713			10.258	10.017	0.241		0.241	10.258	0.06
409.02	GWG:CHHOEK	15	HEALTH SERVICES		0.056			0.056	0.056				0.056	0.00
409.03	GWG:CHHUME	15	HEALTH SERVICES		0.065			0.065	0.065				0.065	0.00
409.04	GWG:TANG	15	HEALTH SERVICES		0.043			0.043	0.043				0.043	0.00
409.05	GWG:URA	15	HEALTH SERVICES		0.070			0.070	0.070				0.070	0.00
410.01	DAS	15	HEALTH SERVICES	15.106	2.317			17.423	17.282	0.141		0.141	17.423	0.11
410.05	DG	15	HEALTH SERVICES		0.073			0.073	0.073				0.073	0.00
410.06	DG	15	HEALTH SERVICES		0.070			0.070	0.070				0.070	0.00
410.07	GG	15	HEALTH SERVICES											
410.08	HG	15	HEALTH SERVICES		0.034			0.034	0.034				0.034	0.00
410.09	JG	15	HEALTH SERVICES		0.017			0.017	0.017				0.017	0.00
410.11	NG	15	HEALTH SERVICES											
410.14	SIN G	15	HEALTH SERVICES		0.017			0.017	0.017				0.017	0.00
410.16	UG	15	HEALTH SERVICES		0.096			0.096	0.096				0.096	0.00
411.01	ZD	15	HEALTH SERVICES	19.326	6.205			25.530	24.389	1.141		1.141	25.530	0.16
411.02	BG	15	HEALTH SERVICES		0.016			0.016	0.016				0.016	0.00
411.03	BG	15	HEALTH SERVICES		0.011			0.011	0.011				0.011	0.00
411.04	NG	15	HEALTH SERVICES		0.051			0.051	0.051				0.051	0.00
411.05	NG	15	HEALTH SERVICES		0.011			0.011	0.011				0.011	0.00
411.06	PG	15	HEALTH SERVICES		0.023			0.023	0.023				0.023	0.00

**Financial Statements of the Royal Government for the Year Ending 30th June, 2006**

EXPENDITURE SUMMARY BY IMF FUNCTIONAL CLASSIFICATION FOR THE FISCAL YEAR 2004-05														
CLASS CODE	AU ABBR.	PR CODE	PROGRAM NAME	EXPENDITURE					FINANCING				TOTAL	%
				CURRENT	CAPITAL	LEND-ING	REPAY	TOTAL	RGOB	EXTERNAL		TOTAL		
										GRANT	LOAN			
411.07	SG	15	HEALTH SERVICES		0.032			0.032	0.032				0.032	0.00
411.08	TG	15	HEALTH SERVICES		0.016			0.016	0.016				0.016	0.00
412.01	DZ:TRONGSA	15	HEALTH SERVICES	10.304	1.218			11.522	11.272	0.250		0.250	11.522	0.07
412.04	GWG:LANGTH	15	HEALTH SERVICES		0.125			0.125	0.125				0.125	0.00
412.05	GWG:NUBI	15	HEALTH SERVICES		0.113			0.113	0.113				0.113	0.00
412.06	GWG:TANGBI	15	HEALTH SERVICES		0.039			0.039	0.039				0.039	0.00
413.01	DAL	15	HEALTH SERVICES	11.697	5.845			17.542	17.282	0.260		0.260	17.542	0.11
413.02	GGA	15	HEALTH SERVICES											
413.03	JGA	15	HEALTH SERVICES		0.036			0.036	0.036				0.036	0.00
413.04	KHO-GA	15	HEALTH SERVICES		0.051			0.051	0.051				0.051	0.00
413.05	KUR-GA	15	HEALTH SERVICES		0.079			0.079	0.079				0.079	0.00
413.06	MGA	15	HEALTH SERVICES		0.033			0.033	0.033				0.033	0.00
413.07	MIN GA	15	HEALTH SERVICES		0.032			0.032	0.032				0.032	0.00
413.08	MET GA	15	HEALTH SERVICES		0.059			0.059	0.059				0.059	0.00
413.09	TGA	15	HEALTH SERVICES		0.051			0.051	0.051				0.051	0.00
414.01	MONGAR	15	HEALTH SERVICES	12.130	7.425			19.555	19.243	0.312		0.312	19.555	0.12
414.02	BALAM GEOG	15	HEALTH SERVICES		0.072			0.072	0.072				0.072	0.00
414.03	CHALI GEOG	15	HEALTH SERVICES		0.035			0.035	0.035				0.035	0.00
414.04	CHASKHAR G	15	HEALTH SERVICES		0.457			0.457	0.457				0.457	0.00
414.05	DRAMETSE G	15	HEALTH SERVICES		0.059			0.059	0.059				0.059	0.00
414.06	DREPONG GE	15	HEALTH SERVICES		0.087			0.087	0.087				0.087	0.00
414.07	GONGDUE GE	15	HEALTH SERVICES		0.073			0.073	0.073				0.073	0.00
414.08	JURMEY GEO	15	HEALTH SERVICES		0.129			0.129	0.129				0.129	0.00
414.09	KENGKHAR G	15	HEALTH SERVICES		0.035			0.035	0.035				0.035	0.00
414.10	MONGAR GEO	15	HEALTH SERVICES		0.133			0.133	0.133				0.133	0.00
414.12	SALENG GEO	15	HEALTH SERVICES		0.069			0.069	0.069				0.069	0.00
414.13	SHERIMUNG	15	HEALTH SERVICES											
414.14	SILAMBI GE	15	HEALTH SERVICES		0.140			0.140	0.140				0.140	0.00
414.15	THANGRONG	15	HEALTH SERVICES		0.030			0.030	0.030				0.030	0.00
414.17	TSAMANG GE	15	HEALTH SERVICES											
415.01	DZ.ADMN	15	HEALTH SERVICES	7.671	0.515			8.185	7.939	0.246		0.246	8.185	0.05
415.02	PEMAGATSHEL	15	HEALTH SERVICES		0.283			0.283	0.023	0.260		0.260	0.283	0.00
415.03	PEMAGATSHEL	15	HEALTH SERVICES		0.050			0.050		0.050		0.050	0.050	0.00
415.04	PEMAGATSHEL	15	HEALTH SERVICES		0.017			0.017	0.017				0.017	0.00
415.05	Pemagatshe	15	HEALTH SERVICES		0.187			0.187	0.187				0.187	0.00
415.06	Pemagatshe	15	HEALTH SERVICES		0.046			0.046	0.046				0.046	0.00

**Financial Statements of the Royal Government for the Year Ending 30th June, 2006**

EXPENDITURE SUMMARY BY IMF FUNCTIONAL CLASSIFICATION FOR THE FISCAL YEAR 2004-05														
CLASS CODE	AU ABBR.	PR CODE	PROGRAM NAME	EXPENDITURE					FINANCING			TOTAL	%	
				CURRENT	CAPITAL	LEND-ING	REPAY	TOTAL	RGOB	EXTERNAL				TOTAL
										GRANT	LOAN			
415.07	Pemagatshe	15	HEALTH SERVICES		0.139			0.139	0.139				0.139	0.00
415.08	Pemagatshe	15	HEALTH SERVICES		0.032			0.032	0.032				0.032	0.00
416.01	DASJ	15	HEALTH SERVICES	18.998	0.406			19.404	19.180	0.224		0.224	19.404	0.12
416.02	PG	15	HEALTH SERVICES		0.065			0.065	0.065				0.065	0.00
416.03	P/THANG	15	HEALTH SERVICES		0.032			0.032	0.032				0.032	0.00
416.04	DG	15	HEALTH SERVICES		0.054			0.054	0.054				0.054	0.00
416.05	GG	15	HEALTH SERVICES		0.033			0.033	0.033				0.033	0.00
416.06	LG	15	HEALTH SERVICES											
416.07	LAURI	15	HEALTH SERVICES		0.012			0.012	0.012				0.012	0.00
416.08	MG	15	HEALTH SERVICES		0.070			0.070	0.070				0.070	0.00
416.09	NG	15	HEALTH SERVICES		0.048			0.048	0.048				0.048	0.00
416.10	OG	15	HEALTH SERVICES		0.035			0.035	0.035				0.035	0.00
417.01	DAT	15	HEALTH SERVICES	26.458	10.426			36.884	36.617	0.267		0.267	36.884	0.23
417.02	BARTSHAM	15	HEALTH SERVICES		0.031			0.031	0.031				0.031	0.00
417.03	BIDUNG	15	HEALTH SERVICES											
417.04	KANGLUNG	15	HEALTH SERVICES		0.016			0.016	0.016				0.016	0.00
417.05	KANGPARA	15	HEALTH SERVICES											
417.06	KHALING	15	HEALTH SERVICES		0.647			0.647		0.647		0.647	0.647	0.00
417.07	LUMANG	15	HEALTH SERVICES		0.033			0.033	0.033				0.033	0.00
417.08	MERAK	15	HEALTH SERVICES											
417.09	NANONG	15	HEALTH SERVICES		0.027			0.027	0.027				0.027	0.00
417.10	PHONGMEY	15	HEALTH SERVICES		0.044			0.044	0.044				0.044	0.00
417.11	RADHI	15	HEALTH SERVICES											
417.12	SAKTEN	15	HEALTH SERVICES		0.781			0.781	0.781				0.781	0.00
417.13	SAMKHAR	15	HEALTH SERVICES		0.048			0.048	0.048				0.048	0.00
417.14	SHONGPHU	15	HEALTH SERVICES											
417.16	UZORONG	15	HEALTH SERVICES											
417.17	YANGNEER	15	HEALTH SERVICES		0.016			0.016	0.016				0.016	0.00
418.01	DZ:THIMPHU	15	HEALTH SERVICES	3.797	0.086			3.883	3.643	0.240		0.240	3.883	0.02
418.02	GWG:BABI	15	HEALTH SERVICES		0.047			0.047	0.047				0.047	0.00
418.03	GWG:CHANG	15	HEALTH SERVICES		0.005			0.005	0.005				0.005	0.00
418.04	GWG:DAGALA	15	HEALTH SERVICES		0.016			0.016	0.016				0.016	0.00
418.05	GWG:GAYNEY	15	HEALTH SERVICES		0.020			0.020	0.020				0.020	0.00
418.06	GWG:KAWANG	15	HEALTH SERVICES		0.027			0.027	0.027				0.027	0.00
418.07	GWG:LINGSH	15	HEALTH SERVICES		0.005			0.005	0.005				0.005	0.00
418.08	GWG:MEWANG	15	HEALTH SERVICES		0.049			0.049	0.049				0.049	0.00

**Financial Statements of the Royal Government for the Year Ending 30th June, 2006**

EXPENDITURE SUMMARY BY IMF FUNCTIONAL CLASSIFICATION FOR THE FISCAL YEAR 2004-05														
CLASS CODE	AU ABBR.	PR CODE	PROGRAM NAME	EXPENDITURE					FINANCING			TOTAL	%	
				CURRENT	CAPITAL	LEND-ING	REPAY	TOTAL	RGOB	EXTERNAL				TOTAL
										GRANT	LOAN			
418.09	GWG:NARO	15	HEALTH SERVICES											
418.10	GWG:SOE	15	HEALTH SERVICES		0.005			0.005	0.005				0.005	0.00
418.12	GWG:TOEBI	15	HEALTH SERVICES		0.001			0.001	0.001				0.001	0.00
419.01	GADZONG	15	HEALTH SERVICES	2.414	0.823			3.237	3.079	0.158		0.158	3.237	0.02
419.02	KHAME	15	HEALTH SERVICES		0.021			0.021	0.021				0.021	0.00
419.03	KHATOE	15	HEALTH SERVICES											
419.04	LAYA	15	HEALTH SERVICES											
419.05	LUNANA	15	HEALTH SERVICES											
420.01	DA-YANGTSE	15	HEALTH SERVICES	10.071	0.401			10.472	10.274	0.198		0.198	10.472	0.07
420.02	GWG: BUMDE	15	HEALTH SERVICES		0.080			0.080	0.080				0.080	0.00
420.03	GWG: JAMKH	15	HEALTH SERVICES		0.049			0.049	0.049				0.049	0.00
420.04	GWG: KHAMD	15	HEALTH SERVICES		0.084			0.084	0.084				0.084	0.00
420.05	GWG: RAMJA	15	HEALTH SERVICES		0.025			0.025	0.025				0.025	0.00
420.06	GWG: TOETS	15	HEALTH SERVICES		0.114			0.114	0.114				0.114	0.00
420.07	GWG: TONGS	15	HEALTH SERVICES		0.058			0.058	0.058				0.058	0.00
420.08	GWG: YALLA	15	HEALTH SERVICES	0.001	0.087			0.088	0.088				0.088	0.00
420.09	GWG: YANGT	15	HEALTH SERVICES		0.131			0.131	0.131				0.131	0.00
				<b>260.518</b>	<b>63.325</b>	<b>0.000</b>	<b>0.000</b>	<b>323.844</b>	<b>316.833</b>	<b>7.011</b>	<b>0.000</b>	<b>7.011</b>	<b>323.844</b>	2.02
				<b>734.407</b>	<b>311.770</b>			<b>1,046.177</b>	<b>901.158</b>	<b>145.019</b>		<b>145.019</b>	<b>1,046.177</b>	6.54
07			Housing and Community Amenity Affairs & Serv.											
07			Housing and Community Amenity Affairs & Serv.											
208.01	MoWHS	39	NATIONAL HOUSING DEV. CORPT.	12.638	181.396			194.034	101.382	92.651		92.651	194.034	1.21
				<b>12.638</b>	<b>181.396</b>	<b>0.000</b>	<b>0.000</b>	<b>194.034</b>	<b>101.382</b>	<b>92.651</b>	<b>0.000</b>	<b>92.651</b>	<b>194.034</b>	1.21
07.5			Housing and Comm. Amenity Aff. & Serv. N.E.C.											
208.01	MoWHS	26	URBAN DEV. & ENGINEERING SERVICES	39.550	179.818			219.369	78.476	52.215	88.678	140.893	219.369	1.37
401.01	CDA	26	URBAN DEV. & ENGINEERING SERVICES	6.784	1.942			8.726	8.726				8.726	0.05
402.01	DAH	26	URBAN DEV. & ENGINEERING SERVICES	5.066	2.428			7.493	7.493				7.493	0.05
403.01	DZ:PARO	26	URBAN DEV. & ENGINEERING SERVICES	7.479	0.683			8.162	8.162				8.162	0.05
404.01	SD	26	URBAN DEV. & ENGINEERING SERVICES	5.504	6.565			12.069	12.069				12.069	0.08
405.01	TD	26	URBAN DEV. & ENGINEERING SERVICES	5.358	0.096			5.454	5.454				5.454	0.03
406.01	DDA	26	URBAN DEV. & ENGINEERING SERVICES	4.013	5.757			9.769	9.769				9.769	0.06
407.01	ADM	26	URBAN DEV. & ENGINEERING SERVICES	5.823	2.601			8.425	8.425				8.425	0.05
408.01	WANGDUEPHO	26	URBAN DEV. & ENGINEERING SERVICES	8.048	0.693			8.742	8.742				8.742	0.05
409.01	DZ:BUMTHAN	26	URBAN DEV. & ENGINEERING SERVICES	7.435	1.117			8.552	8.552				8.552	0.05
410.01	DAS	26	URBAN DEV. & ENGINEERING SERVICES	10.777	5.530			16.307	16.307				16.307	0.10
410.16	UG	26	URBAN DEV. & ENGINEERING SERVICES											



**Financial Statements of the Royal Government for the Year Ending 30th June, 2006**

<b>EXPENDITURE SUMMARY BY IMF FUNCTIONAL CLASSIFICATION FOR THE FISCAL YEAR 2004-05</b>														
CLASS CODE	AU ABBR.	PR CODE	PROGRAM NAME	EXPENDITURE					FINANCING			TOTAL	%	
				CURRENT	CAPITAL	LEND-ING	REPAY	TOTAL	RGOB	EXTERNAL				TOTAL
										GRANT	LOAN			
411.01	ZD	26	URBAN DEV. & ENGINEERING SERVICES	7.847	1.444			9.291	9.291				9.291	0.06
411.05	NG	26	URBAN DEV. & ENGINEERING SERVICES											
412.01	DZ:TRONGSA	26	URBAN DEV. & ENGINEERING SERVICES	6.162	7.904			14.065	14.065				14.065	0.09
413.01	DAL	26	URBAN DEV. & ENGINEERING SERVICES	5.668	0.691			6.359	6.359				6.359	0.04
414.01	MONGAR	26	URBAN DEV. & ENGINEERING SERVICES	8.360	4.843			13.202	13.202				13.202	0.08
415.01	DZ.ADMN	26	URBAN DEV. & ENGINEERING SERVICES	4.221	1.128			5.349	5.349				5.349	0.03
416.01	DASJ	26	URBAN DEV. & ENGINEERING SERVICES	7.236	5.028			12.264	12.264				12.264	0.08
417.01	DAT	26	URBAN DEV. & ENGINEERING SERVICES	9.709	3.093			12.802	12.802				12.802	0.08
417.06	KHALING	26	URBAN DEV. & ENGINEERING SERVICES		0.298			0.298	0.298				0.298	0.00
418.01	DZ:THIMPHU	26	URBAN DEV. & ENGINEERING SERVICES	5.910	0.431			6.341	6.341				6.341	0.04
419.01	GADZONG	26	URBAN DEV. & ENGINEERING SERVICES	2.611	0.150			2.761	2.761				2.761	0.02
420.01	DA-YANGTSE	26	URBAN DEV. & ENGINEERING SERVICES	6.409	7.926			14.335	14.335				14.335	0.09
				<b>169.971</b>	<b>240.165</b>	<b>0.000</b>	<b>0.000</b>	<b>410.136</b>	<b>269.243</b>	<b>52.215</b>	<b>88.678</b>	<b>140.893</b>	<b>410.136</b>	2.56
				<b>182.609</b>	<b>421.561</b>			<b>604.169</b>	<b>370.625</b>	<b>144.866</b>	<b>88.678</b>	<b>233.544</b>	<b>604.169</b>	3.77
08			Recreation, Culture, & Relig. Aff. & Serv.											
08			Recreation, Culture, & Relig. Aff. & Serv.											
401.01	CDA	28	RELIGION AND CULTURAL SERVICES	0.172	1.028			1.200	1.200				1.200	0.01
401.04	CHG	28	RELIGION AND CULTURAL SERVICES		0.400			0.400	0.400				0.400	0.00
401.07	LKG	28	RELIGION AND CULTURAL SERVICES		0.666			0.666	0.666				0.666	0.00
401.08	DUG	28	RELIGION AND CULTURAL SERVICES											
401.09	GLG	28	RELIGION AND CULTURAL SERVICES		0.400			0.400	0.400				0.400	0.00
402.01	DAH	28	RELIGION AND CULTURAL SERVICES	0.669	2.065			2.735	2.735				2.735	0.02
402.02	BJA	28	RELIGION AND CULTURAL SERVICES		0.730			0.730	0.730				0.730	0.00
402.03	KGH	28	RELIGION AND CULTURAL SERVICES		0.392			0.392	0.392				0.392	0.00
402.05	SGH	28	RELIGION AND CULTURAL SERVICES		0.400			0.400	0.400				0.400	0.00
402.06	UGH	28	RELIGION AND CULTURAL SERVICES		0.471			0.471	0.471				0.471	0.00
403.01	DZ:PARO	28	RELIGION AND CULTURAL SERVICES	0.655	2.829			3.483	3.483				3.483	0.02
403.02	GWG:DOBSHA	28	RELIGION AND CULTURAL SERVICES		0.099			0.099	0.099				0.099	0.00
403.03	DOGAR GEOG	28	RELIGION AND CULTURAL SERVICES		0.384			0.384	0.384				0.384	0.00
403.04	GWG:DOTY	28	RELIGION AND CULTURAL SERVICES		0.293			0.293	0.293				0.293	0.00
403.05	GWG:HOREY	28	RELIGION AND CULTURAL SERVICES		0.199			0.199	0.199				0.199	0.00
403.06	LG	28	RELIGION AND CULTURAL SERVICES											
403.07	LUNGYNI GEWOG	28	RELIGION AND CULTURAL SERVICES		0.186			0.186	0.186				0.186	0.00
403.08	NJ	28	RELIGION AND CULTURAL SERVICES		0.198			0.198	0.198				0.198	0.00
403.09	SHABA GEOG	28	RELIGION AND CULTURAL SERVICES		0.167			0.167	0.167				0.167	0.00
403.10	TG	28	RELIGION AND CULTURAL SERVICES											

**Financial Statements of the Royal Government for the Year Ending 30th June, 2006**

EXPENDITURE SUMMARY BY IMF FUNCTIONAL CLASSIFICATION FOR THE FISCAL YEAR 2004-05													Amount (Nu. In Million)	
CLASS CODE	AU ABBR.	PR CODE	PROGRAM NAME	EXPENDITURE					FINANCING			TOTAL	%	
				CURRENT	CAPITAL	LEND-ING	REPAY	TOTAL	RGOB	EXTERNAL				TOTAL
										GRANT	LOAN			
403.11	WANGCHANG	28	RELIGION AND CULTURAL SERVICES		0.156			0.156	0.156				0.156	0.00
404.01	SD	28	RELIGION AND CULTURAL SERVICES	0.190	3.094			3.284	3.284				3.284	0.02
405.01	TD	28	RELIGION AND CULTURAL SERVICES	0.428	1.367			1.795	1.795				1.795	0.01
406.01	DDA	28	RELIGION AND CULTURAL SERVICES	0.274	2.027			2.301	2.301				2.301	0.01
406.04	GESAR	28	RELIGION AND CULTURAL SERVICES		1.018			1.018	1.018				1.018	0.01
406.05	GOSH	28	RELIGION AND CULTURAL SERVICES		1.694			1.694	1.694				1.694	0.01
406.06	KAN	28	RELIGION AND CULTURAL SERVICES		0.200			0.200	0.200				0.200	0.00
406.07	KHEBI	28	RELIGION AND CULTURAL SERVICES		0.159			0.159	0.159				0.159	0.00
406.08	LAJA	28	RELIGION AND CULTURAL SERVICES		0.206			0.206	0.206				0.206	0.00
406.09	T/DING	28	RELIGION AND CULTURAL SERVICES		0.962			0.962	0.962				0.962	0.01
406.10	T/GANG	28	RELIGION AND CULTURAL SERVICES		1.513			1.513	1.513				1.513	0.01
406.11	T/KHA	28	RELIGION AND CULTURAL SERVICES		0.243			0.243	0.243				0.243	0.00
406.12	TEZA	28	RELIGION AND CULTURAL SERVICES											
407.01	ADM	28	RELIGION AND CULTURAL SERVICES	2.094	2.300			4.394	4.394				4.394	0.03
407.03	GOENSHARI	28	RELIGION AND CULTURAL SERVICES											
407.04	GUMA GEOG	28	RELIGION AND CULTURAL SERVICES		0.050			0.050	0.050				0.050	0.00
407.05	KABJISA GE	28	RELIGION AND CULTURAL SERVICES		0.389			0.389	0.389				0.389	0.00
407.06	LINGBUKHA	28	RELIGION AND CULTURAL SERVICES											
408.01	WANGDUEPHO	28	RELIGION AND CULTURAL SERVICES	0.512	0.801			1.313	1.313				1.313	0.01
408.02	BJENA	28	RELIGION AND CULTURAL SERVICES		0.199			0.199	0.199				0.199	0.00
408.04	DAGA	28	RELIGION AND CULTURAL SERVICES		0.136			0.136	0.136				0.136	0.00
408.08	KAZHI	28	RELIGION AND CULTURAL SERVICES											
408.10	NYISHO	28	RELIGION AND CULTURAL SERVICES											
409.01	DZ:BUMTHAN	28	RELIGION AND CULTURAL SERVICES	1.612	1.910			3.522	2.812	0.710		0.710	3.522	0.02
409.02	GWG:CHHOEK	28	RELIGION AND CULTURAL SERVICES		0.200			0.200	0.200				0.200	0.00
409.03	GWG:CHHUME	28	RELIGION AND CULTURAL SERVICES		0.200			0.200	0.200				0.200	0.00
409.04	GWG:TANG	28	RELIGION AND CULTURAL SERVICES		0.350			0.350	0.350				0.350	0.00
409.05	GWG:URA	28	RELIGION AND CULTURAL SERVICES		0.103			0.103	0.103				0.103	0.00
410.01	DAS	28	RELIGION AND CULTURAL SERVICES	0.433	10.513			10.946	10.946				10.946	0.07
410.03	CG	28	RELIGION AND CULTURAL SERVICES											
410.08	HG	28	RELIGION AND CULTURAL SERVICES											
410.13	SZG	28	RELIGION AND CULTURAL SERVICES											
411.01	ZD	28	RELIGION AND CULTURAL SERVICES	0.520	3.705			4.226	4.226				4.226	0.03
411.02	BG	28	RELIGION AND CULTURAL SERVICES		0.400			0.400	0.400				0.400	0.00
411.03	BG	28	RELIGION AND CULTURAL SERVICES											
411.04	NG	28	RELIGION AND CULTURAL SERVICES		1.074			1.074	1.074				1.074	0.01

**Financial Statements of the Royal Government for the Year Ending 30th June, 2006**

EXPENDITURE SUMMARY BY IMF FUNCTIONAL CLASSIFICATION FOR THE FISCAL YEAR 2004-05													Amount (Nu. In Million)	
CLASS CODE	AU ABBR.	PR CODE	PROGRAM NAME	EXPENDITURE					FINANCING				TOTAL	%
				CURRENT	CAPITAL	LEND-ING	REPAY	TOTAL	RGOB	EXTERNAL		TOTAL		
										GRANT	LOAN			
411.05	NG	28	RELIGION AND CULTURAL SERVICES											
411.06	PG	28	RELIGION AND CULTURAL SERVICES		0.333			0.333	0.333				0.333	0.00
411.07	SG	28	RELIGION AND CULTURAL SERVICES		0.318			0.318	0.318				0.318	0.00
411.08	TG	28	RELIGION AND CULTURAL SERVICES		0.330			0.330	0.330				0.330	0.00
411.09	GG	28	RELIGION AND CULTURAL SERVICES											
412.01	DZ:TRONGSA	28	RELIGION AND CULTURAL SERVICES	0.932	3.522			4.454	4.454				4.454	0.03
412.02	GWG:DRAGTE	28	RELIGION AND CULTURAL SERVICES		0.200			0.200	0.200				0.200	0.00
412.03	GWG:KORPHU	28	RELIGION AND CULTURAL SERVICES		0.400			0.400	0.400				0.400	0.00
412.05	GWG:NUBI	28	RELIGION AND CULTURAL SERVICES		0.796			0.796	0.796				0.796	0.00
412.06	GWG:TANGBI	28	RELIGION AND CULTURAL SERVICES		0.582			0.582	0.582				0.582	0.00
413.01	DAL	28	RELIGION AND CULTURAL SERVICES	0.720	1.544			2.264	2.264				2.264	0.01
413.02	GGA	28	RELIGION AND CULTURAL SERVICES		0.118			0.118	0.118				0.118	0.00
413.03	JGA	28	RELIGION AND CULTURAL SERVICES		0.110			0.110	0.110				0.110	0.00
413.04	KHO-GA	28	RELIGION AND CULTURAL SERVICES		0.200			0.200	0.200				0.200	0.00
413.05	KUR-GA	28	RELIGION AND CULTURAL SERVICES		0.162			0.162	0.162				0.162	0.00
413.06	MGA	28	RELIGION AND CULTURAL SERVICES		0.200			0.200	0.200				0.200	0.00
413.07	MIN GA	28	RELIGION AND CULTURAL SERVICES		0.156			0.156	0.156				0.156	0.00
413.08	MET GA	28	RELIGION AND CULTURAL SERVICES		0.186			0.186	0.186				0.186	0.00
413.09	TGA	28	RELIGION AND CULTURAL SERVICES		0.196			0.196	0.196				0.196	0.00
414.01	MONGAR	28	RELIGION AND CULTURAL SERVICES	0.650	2.278			2.928	2.928				2.928	0.02
414.02	BALAM GEOG	28	RELIGION AND CULTURAL SERVICES		0.200			0.200	0.200				0.200	0.00
414.04	CHASKHAR G	28	RELIGION AND CULTURAL SERVICES		0.200			0.200	0.200				0.200	0.00
414.05	DRAMETSE G	28	RELIGION AND CULTURAL SERVICES		0.200			0.200	0.200				0.200	0.00
414.06	DREPONG GE	28	RELIGION AND CULTURAL SERVICES		0.300			0.300	0.300				0.300	0.00
414.07	GONGDUE GE	28	RELIGION AND CULTURAL SERVICES		0.340			0.340	0.340				0.340	0.00
414.08	JURMEY GEO	28	RELIGION AND CULTURAL SERVICES		0.200			0.200	0.200				0.200	0.00
414.10	MONGAR GEO	28	RELIGION AND CULTURAL SERVICES		0.104			0.104	0.104				0.104	0.00
414.11	NGATSHANG	28	RELIGION AND CULTURAL SERVICES		0.150			0.150	0.150				0.150	0.00
414.12	SALENG GEO	28	RELIGION AND CULTURAL SERVICES		0.300			0.300	0.300				0.300	0.00
414.13	SHERIMUNG	28	RELIGION AND CULTURAL SERVICES		0.300			0.300	0.300				0.300	0.00
414.14	SILAMBI GE	28	RELIGION AND CULTURAL SERVICES		0.149			0.149	0.149				0.149	0.00
414.15	THANGRONG	28	RELIGION AND CULTURAL SERVICES		0.231			0.231	0.231				0.231	0.00
414.17	TSAMANG GE	28	RELIGION AND CULTURAL SERVICES		0.200			0.200	0.200				0.200	0.00
415.01	DZ.ADMN	28	RELIGION AND CULTURAL SERVICES	0.397	0.911			1.308	1.308				1.308	0.01
415.02	PEMAGATSHEL	28	RELIGION AND CULTURAL SERVICES		0.080			0.080	0.080				0.080	0.00
415.03	PEMAGATSHEL	28	RELIGION AND CULTURAL SERVICES		0.300			0.300	0.300				0.300	0.00

**Financial Statements of the Royal Government for the Year Ending 30th June, 2006**

EXPENDITURE SUMMARY BY IMF FUNCTIONAL CLASSIFICATION FOR THE FISCAL YEAR 2004-05														
Amount (Nu. In Million)														
CLASS CODE	AU ABBR.	PR CODE	PROGRAM NAME	EXPENDITURE					FINANCING			TOTAL	%	
				CURRENT	CAPITAL	LEND-ING	REPAY	TOTAL	RGOB	EXTERNAL				TOTAL
										GRANT	LOAN			
415.04	PEMAGATSHEL	28	RELIGION AND CULTURAL SERVICES		0.147			0.147	0.147				0.147	0.00
415.05	Pemagatshe	28	RELIGION AND CULTURAL SERVICES		0.150			0.150	0.150				0.150	0.00
415.06	Pemagatshe	28	RELIGION AND CULTURAL SERVICES		0.146			0.146	0.146				0.146	0.00
415.07	Pemagatshe	28	RELIGION AND CULTURAL SERVICES											
415.08	Pemagatshe	28	RELIGION AND CULTURAL SERVICES		0.300			0.300	0.300				0.300	0.00
416.01	DASJ	28	RELIGION AND CULTURAL SERVICES	0.695	3.188			3.884	3.884				3.884	0.02
416.04	DG	28	RELIGION AND CULTURAL SERVICES		0.147			0.147	0.147				0.147	0.00
416.05	GG	28	RELIGION AND CULTURAL SERVICES											
416.07	LAURI	28	RELIGION AND CULTURAL SERVICES		0.200			0.200	0.200				0.200	0.00
416.08	MG	28	RELIGION AND CULTURAL SERVICES		0.146			0.146	0.146				0.146	0.00
416.09	NG	28	RELIGION AND CULTURAL SERVICES											
416.12	SERTHI	28	RELIGION AND CULTURAL SERVICES		0.150			0.150	0.150				0.150	0.00
417.01	DAT	28	RELIGION AND CULTURAL SERVICES	0.625	4.068			4.693	4.693				4.693	0.03
417.02	BARTSHAM	28	RELIGION AND CULTURAL SERVICES		0.194			0.194	0.194				0.194	0.00
417.03	BIDUNG	28	RELIGION AND CULTURAL SERVICES		0.100			0.100	0.100				0.100	0.00
417.05	KANGPARA	28	RELIGION AND CULTURAL SERVICES		0.149			0.149	0.149				0.149	0.00
417.06	KHALING	28	RELIGION AND CULTURAL SERVICES											
417.07	LUMANG	28	RELIGION AND CULTURAL SERVICES		0.100			0.100	0.100				0.100	0.00
417.09	NANONG	28	RELIGION AND CULTURAL SERVICES		0.124			0.124	0.124				0.124	0.00
417.10	PHONGMEY	28	RELIGION AND CULTURAL SERVICES											
417.11	RADHI	28	RELIGION AND CULTURAL SERVICES		0.099			0.099	0.099				0.099	0.00
417.13	SAMKHAR	28	RELIGION AND CULTURAL SERVICES		0.199			0.199	0.199				0.199	0.00
417.14	SHONGPHU	28	RELIGION AND CULTURAL SERVICES		0.099			0.099	0.099				0.099	0.00
417.15	THRIMSHING	28	RELIGION AND CULTURAL SERVICES		0.147			0.147	0.147				0.147	0.00
417.17	YANGNEER	28	RELIGION AND CULTURAL SERVICES		0.196			0.196	0.196				0.196	0.00
418.01	DZ:THIMPHU	28	RELIGION AND CULTURAL SERVICES		0.999			0.999	0.999				0.999	0.01
418.04	GWG:DAGALA	28	RELIGION AND CULTURAL SERVICES		0.198			0.198	0.198				0.198	0.00
418.05	GWG:GAYNEY	28	RELIGION AND CULTURAL SERVICES		0.187			0.187	0.187				0.187	0.00
418.08	GWG:MEWANG	28	RELIGION AND CULTURAL SERVICES		0.160			0.160	0.160				0.160	0.00
418.10	GWG:SOE	28	RELIGION AND CULTURAL SERVICES		0.200			0.200	0.200				0.200	0.00
419.01	GADZONG	28	RELIGION AND CULTURAL SERVICES	0.465	0.871			1.336	1.336				1.336	0.01
420.01	DA-YANGTSE	28	RELIGION AND CULTURAL SERVICES	0.131	10.102			10.232	10.232				10.232	0.06
420.06	GWG: TOETS	28	RELIGION AND CULTURAL SERVICES		0.050			0.050	0.050				0.050	0.00
420.08	GWG: YALLA	28	RELIGION AND CULTURAL SERVICES		0.299			0.299	0.299				0.299	0.00
420.09	GWG: YANGT	28	RELIGION AND CULTURAL SERVICES											
				<b>12.174</b>	<b>84.788</b>	<b>0.000</b>	<b>0.000</b>	<b>96.962</b>	<b>96.253</b>	<b>0.710</b>	<b>0.000</b>	<b>0.710</b>	<b>96.962</b>	<b>0.61</b>

**Financial Statements of the Royal Government for the Year Ending 30th June, 2006**

EXPENDITURE SUMMARY BY IMF FUNCTIONAL CLASSIFICATION FOR THE FISCAL YEAR 2004-05													Amount (Nu. In Million)	
CLASS CODE	AU ABBR.	PR CODE	PROGRAM NAME	EXPENDITURE					FINANCING				TOTAL	%
				CURRENT	CAPITAL	LEND-ING	REPAY	TOTAL	RGOB	EXTERNAL		TOTAL		
										GRANT	LOAN			
				12.174	84.788			96.962	96.253	0.710		0.710	96.962	0.61
09			Fuel and Energy Affairs and Services											
09.2			Electricity and Other Energy Sources											
206.01	MTI SECT	21	ENERGY SERVICES	37.392	440.238			477.630	242.722	233.045	1.863	234.908	477.630	2.98
				37.392	440.238	0.000	0.000	477.630	242.722	233.045	1.863	234.908	477.630	2.98
				37.392	440.238			477.630	242.722	233.045	1.863	234.908	477.630	2.98
10			Agriculture/Forestry/Fish./Hunt. Aff. & Serv.											
10.1			Agriculture Affairs and Services											
205.01	MOA	16	AGRICULTURE SERVICES	90.814	193.696			284.510	99.929	181.977	2.604	184.581	284.510	1.78
205.01	MOA	29	RNR RESEARCH SERVICES	81.533	51.174			132.707	85.247	47.460		47.460	132.707	0.83
401.01	CDA	16	AGRICULTURE SERVICES	5.359	1.125			6.484	5.089	1.395		1.395	6.484	0.04
401.02	SPG	16	AGRICULTURE SERVICES	0.025	0.010			0.035		0.035		0.035	0.035	0.00
401.03	BOG	16	AGRICULTURE SERVICES	0.035	0.010			0.045		0.045		0.045	0.045	0.00
401.04	CHG	16	AGRICULTURE SERVICES	0.030	0.195			0.225		0.040	0.185	0.225	0.225	0.00
401.05	DAG	16	AGRICULTURE SERVICES	0.025	0.010			0.035		0.035		0.035	0.035	0.00
401.06	GTG	16	AGRICULTURE SERVICES	0.025	0.010			0.035		0.035		0.035	0.035	0.00
401.07	LKG	16	AGRICULTURE SERVICES	0.030	0.010			0.040		0.040		0.040	0.040	0.00
401.08	DUG	16	AGRICULTURE SERVICES	0.022	0.153			0.175		0.032	0.143	0.175	0.175	0.00
401.09	GLG	16	AGRICULTURE SERVICES	0.035	0.010			0.045		0.045		0.045	0.045	0.00
401.10	MEG	16	AGRICULTURE SERVICES	0.024	0.010			0.034		0.034		0.034	0.034	0.00
401.11	PLG	16	AGRICULTURE SERVICES	0.025	0.210			0.235		0.235		0.235	0.235	0.00
401.12	BLG	16	AGRICULTURE SERVICES	0.025	0.363			0.388		0.035	0.353	0.388	0.388	0.00
402.01	DAH	16	AGRICULTURE SERVICES	3.229	2.086			5.315	2.808	2.507		2.507	5.315	0.03
402.02	BJA	16	AGRICULTURE SERVICES	0.035	0.185			0.220		0.220		0.220	0.220	0.00
402.03	KGH	16	AGRICULTURE SERVICES	0.034	0.204			0.238		0.238		0.238	0.238	0.00
402.04	SGH	16	AGRICULTURE SERVICES	0.040	0.121			0.160		0.160		0.160	0.160	0.00
402.05	SGH	16	AGRICULTURE SERVICES	0.049	0.389			0.439		0.439		0.439	0.439	0.00
402.06	UGH	16	AGRICULTURE SERVICES	0.050	0.015			0.065		0.065		0.065	0.065	0.00
403.01	DZ:PARO	16	AGRICULTURE SERVICES	5.409	0.170			5.579	4.677	0.902		0.902	5.579	0.03
403.02	GWG:DOBSHA	16	AGRICULTURE SERVICES	0.045	0.256			0.301	0.241	0.060		0.060	0.301	0.00
403.03	DOGAR GEOG	16	AGRICULTURE SERVICES	0.039	0.208			0.246	0.199	0.047		0.047	0.246	0.00
403.04	GWG:DOTY	16	AGRICULTURE SERVICES	0.020	1.711			1.731	1.701	0.030		0.030	1.731	0.01
403.05	GWG:HOREY	16	AGRICULTURE SERVICES	0.020	0.399			0.419	0.290	0.129		0.129	0.419	0.00
403.06	LG	16	AGRICULTURE SERVICES	0.020	2.900			2.920	2.090	0.830		0.830	2.920	0.02
403.07	LUNGYNI GEWOG	16	AGRICULTURE SERVICES	0.005	0.283			0.288	0.266	0.022		0.022	0.288	0.00
403.08	NJ	16	AGRICULTURE SERVICES	0.018	2.025			2.043	2.017	0.026		0.026	2.043	0.01

**Financial Statements of the Royal Government for the Year Ending 30th June, 2006**

EXPENDITURE SUMMARY BY IMF FUNCTIONAL CLASSIFICATION FOR THE FISCAL YEAR 2004-05														
CLASS CODE	AU ABBR.	PR CODE	PROGRAM NAME	EXPENDITURE					FINANCING				TOTAL	%
				CURRENT	CAPITAL	LEND-ING	REPAY	TOTAL	RGOB	EXTERNAL		TOTAL		
										GRANT	LOAN			
403.09	SHABA GEOG	16	AGRICULTURE SERVICES	0.017	0.933			0.949	0.915	0.035		0.035	0.949	0.01
403.10	TG	16	AGRICULTURE SERVICES	0.020	0.010			0.030		0.030		0.030	0.030	0.00
403.11	WANGCHANG	16	AGRICULTURE SERVICES		0.041			0.041		0.041		0.041	0.041	0.00
404.01	SD	16	AGRICULTURE SERVICES	4.665	0.577			5.242	5.242				5.242	0.03
404.02	BARA	16	AGRICULTURE SERVICES	0.010	0.034			0.044	0.044				0.044	0.00
404.03	BIRU	16	AGRICULTURE SERVICES	0.020	0.248			0.267	0.267				0.267	0.00
404.04	CHARGHARY	16	AGRICULTURE SERVICES	0.020	0.030			0.050	0.050				0.050	0.00
404.05	CHENGMARI	16	AGRICULTURE SERVICES	0.012	0.030			0.042	0.042				0.042	0.00
404.06	DENCHUKHA	16	AGRICULTURE SERVICES	0.010	0.035			0.045	0.045				0.045	0.00
404.07	DOROKHA	16	AGRICULTURE SERVICES	0.016	0.035			0.051	0.051				0.051	0.00
404.08	DUMTOE	16	AGRICULTURE SERVICES	0.006	0.030			0.036	0.036				0.036	0.00
404.09	GHUMAUNEY	16	AGRICULTURE SERVICES	0.002	0.530			0.532	0.532				0.532	0.00
404.10	LHARENI	16	AGRICULTURE SERVICES	0.020	0.035			0.055	0.055				0.055	0.00
404.11	MAYONA	16	AGRICULTURE SERVICES	0.020	0.035			0.055	0.055				0.055	0.00
404.12	NAINITAL	16	AGRICULTURE SERVICES	0.022	0.210			0.232	0.232				0.232	0.00
404.13	PUGLI	16	AGRICULTURE SERVICES	0.001	0.015			0.016	0.016				0.016	0.00
404.14	SAMTSE	16	AGRICULTURE SERVICES	0.030	0.035			0.065	0.065				0.065	0.00
404.15	SIPSU	16	AGRICULTURE SERVICES	0.020	0.035			0.055	0.055				0.055	0.00
404.16	TADING	16	AGRICULTURE SERVICES	0.022	0.035			0.057	0.057				0.057	0.00
404.17	TENDRU	16	AGRICULTURE SERVICES	0.016	0.180			0.196	0.196				0.196	0.00
405.01	TD	16	AGRICULTURE SERVICES	2.895	1.050			3.945	3.945				3.945	0.02
405.02	BG	16	AGRICULTURE SERVICES	0.019	0.080			0.099	0.099				0.099	0.00
405.03	DG	16	AGRICULTURE SERVICES		0.345			0.345	0.119		0.226	0.226	0.345	0.00
405.04	BG	16	AGRICULTURE SERVICES	0.020	0.253			0.273	0.040		0.233	0.233	0.273	0.00
405.05	GG	16	AGRICULTURE SERVICES	0.010	0.020			0.030	0.030				0.030	0.00
405.06	RG	16	AGRICULTURE SERVICES	0.019	0.233			0.251	0.038		0.213	0.213	0.251	0.00
405.07	KG	16	AGRICULTURE SERVICES	0.020	0.335			0.355	0.355				0.355	0.00
405.08	MG	16	AGRICULTURE SERVICES	0.019	0.217			0.236	0.236				0.236	0.00
405.09	PG	16	AGRICULTURE SERVICES	0.016	0.226			0.242	0.032		0.210	0.210	0.242	0.00
405.10	PG	16	AGRICULTURE SERVICES	0.004	0.069			0.073	0.073				0.073	0.00
405.11	SG	16	AGRICULTURE SERVICES	0.020	0.020			0.040	0.040				0.040	0.00
405.12	TG	16	AGRICULTURE SERVICES	0.027	0.016			0.043	0.043				0.043	0.00
405.13	TG	16	AGRICULTURE SERVICES	0.025	3.509			3.534	2.992		0.543	0.543	3.534	0.02
406.01	DDA	16	AGRICULTURE SERVICES	3.052	0.050			3.102	3.102				3.102	0.02
406.02	DOR	16	AGRICULTURE SERVICES											
406.03	DRU	16	AGRICULTURE SERVICES		0.009			0.009			0.009	0.009	0.009	0.00

**Financial Statements of the Royal Government for the Year Ending 30th June, 2006**

EXPENDITURE SUMMARY BY IMF FUNCTIONAL CLASSIFICATION FOR THE FISCAL YEAR 2004-05														
CLASS CODE	AU ABBR.	PR CODE	PROGRAM NAME	EXPENDITURE					FINANCING				TOTAL	%
				CURRENT	CAPITAL	LEND-ING	REPAY	TOTAL	RGOB	EXTERNAL		TOTAL		
										GRANT	LOAN			
406.04	GESAR	16	AGRICULTURE SERVICES	0.021				0.021	0.021				0.021	0.00
406.05	GOSH	16	AGRICULTURE SERVICES		0.338			0.338	0.029		0.309	0.309	0.338	0.00
406.06	KAN	16	AGRICULTURE SERVICES		0.064			0.064	0.064				0.064	0.00
406.07	KHEBI	16	AGRICULTURE SERVICES		0.009			0.009			0.009	0.009	0.009	0.00
406.08	LAJA	16	AGRICULTURE SERVICES	0.091	0.009			0.100	0.091		0.009	0.009	0.100	0.00
406.09	T/DING	16	AGRICULTURE SERVICES		0.053			0.053	0.053				0.053	0.00
406.10	T/GANG	16	AGRICULTURE SERVICES	0.009	0.081			0.090	0.090				0.090	0.00
406.11	T/KHA	16	AGRICULTURE SERVICES	0.020	4.574			4.594	4.594				4.594	0.03
406.12	TEZA	16	AGRICULTURE SERVICES	0.033	0.020			0.053	0.053				0.053	0.00
407.01	ADM	16	AGRICULTURE SERVICES	4.123	0.112			4.234	4.234				4.234	0.03
407.02	CHHUBU GEO	16	AGRICULTURE SERVICES	0.035	0.050			0.084	0.084				0.084	0.00
407.03	GOENSHARI	16	AGRICULTURE SERVICES	0.048	1.127			1.174	0.700	0.474		0.474	1.174	0.01
407.04	GUMA GEOG	16	AGRICULTURE SERVICES	0.058	0.495			0.553	0.553				0.553	0.00
407.05	KABJISA GE	16	AGRICULTURE SERVICES	0.067	1.085			1.153	1.153				1.153	0.01
407.06	LINGBUKHA	16	AGRICULTURE SERVICES	0.068	2.174			2.242	1.424	0.818		0.818	2.242	0.01
407.07	SHEGENA GE	16	AGRICULTURE SERVICES	0.058	0.672			0.730	0.730				0.730	0.00
407.08	TALO GEOG	16	AGRICULTURE SERVICES	0.053	0.655			0.708	0.708				0.708	0.00
407.09	TEOWANG GE	16	AGRICULTURE SERVICES	0.063	3.159			3.222	3.222				3.222	0.02
407.10	ZOMI GEOG	16	AGRICULTURE SERVICES	0.063				0.063	0.063				0.063	0.00
408.01	WANGDUEPHO	16	AGRICULTURE SERVICES	5.925	1.270			7.195	6.225	0.970		0.970	7.195	0.04
408.02	BJENA	16	AGRICULTURE SERVICES		0.344			0.344	0.344				0.344	0.00
408.05	GANGTE	16	AGRICULTURE SERVICES	0.020				0.020	0.020				0.020	0.00
408.09	NAHI	16	AGRICULTURE SERVICES											
408.10	NYISHO	16	AGRICULTURE SERVICES		0.195			0.195	0.195				0.195	0.00
408.11	PHANGYUL	16	AGRICULTURE SERVICES		0.315			0.315			0.315	0.315	0.315	0.00
408.13	RUEPISA	16	AGRICULTURE SERVICES		-0.014			-0.014			-0.014	-0.014	-0.014	0.00
408.15	ATHANG	16	AGRICULTURE SERVICES		0.495			0.495			0.495	0.495	0.495	0.00
408.16	THEDTSHO	16	AGRICULTURE SERVICES		0.122			0.122	0.122				0.122	0.00
409.01	DZ:BUMTHAN	16	AGRICULTURE SERVICES	2.648	2.366			5.014	4.168	0.846		0.846	5.014	0.03
409.02	GWG:CHHOEK	16	AGRICULTURE SERVICES		1.754			1.754	1.516	0.238		0.238	1.754	0.01
409.03	GWG:CHHUME	16	AGRICULTURE SERVICES		1.038			1.038	0.983	0.055		0.055	1.038	0.01
409.04	GWG:TANG	16	AGRICULTURE SERVICES		0.691			0.691	0.042	0.649		0.649	0.691	0.00
409.05	GWG:URA	16	AGRICULTURE SERVICES		0.069			0.069	0.030	0.039		0.039	0.069	0.00
410.01	DAS	16	AGRICULTURE SERVICES	4.441	1.226			5.667	5.441	0.226		0.226	5.667	0.04
410.02	BG	16	AGRICULTURE SERVICES	0.030	2.145			2.175	0.530	1.645		1.645	2.175	0.01
410.03	CG	16	AGRICULTURE SERVICES	0.030	0.912			0.942	0.679	0.262		0.262	0.942	0.01

**Financial Statements of the Royal Government for the Year Ending 30th June, 2006**

EXPENDITURE SUMMARY BY IMF FUNCTIONAL CLASSIFICATION FOR THE FISCAL YEAR 2004-05														
CLASS CODE	AU ABBR.	PR CODE	PROGRAM NAME	EXPENDITURE					FINANCING				TOTAL	%
				CURRENT	CAPITAL	LEND-ING	REPAY	TOTAL	RGOB	EXTERNAL		TOTAL		
										GRANT	LOAN			
410.04	DG	16	AGRICULTURE SERVICES	0.020	0.929			0.949	0.657	0.292		0.292	0.949	0.01
410.05	DG	16	AGRICULTURE SERVICES	0.020	0.050			0.070	0.070				0.070	0.00
410.06	DG	16	AGRICULTURE SERVICES	0.020	0.040			0.060	0.060				0.060	0.00
410.07	GG	16	AGRICULTURE SERVICES		0.345			0.345	0.345				0.345	0.00
410.08	HG	16	AGRICULTURE SERVICES	0.030	0.029			0.059	0.059				0.059	0.00
410.09	JG	16	AGRICULTURE SERVICES	0.020	1.675			1.695	1.695				1.695	0.01
410.10	LG	16	AGRICULTURE SERVICES	0.020	0.038			0.058	0.058				0.058	0.00
410.11	NG	16	AGRICULTURE SERVICES	0.020	0.039			0.059	0.059				0.059	0.00
410.12	S/TAR G	16	AGRICULTURE SERVICES	0.020	0.039			0.059	0.059				0.059	0.00
410.13	SZG	16	AGRICULTURE SERVICES	0.030	0.731			0.761	0.088	0.673		0.673	0.761	0.00
410.14	SIN G	16	AGRICULTURE SERVICES	0.025	0.048			0.073	0.073				0.073	0.00
410.16	UG	16	AGRICULTURE SERVICES	0.030	0.309			0.339	0.339				0.339	0.00
411.01	ZD	16	AGRICULTURE SERVICES	3.858	5.227			9.085	7.479	1.599	0.006	1.606	9.085	0.06
411.02	BG	16	AGRICULTURE SERVICES		0.982			0.982	0.641	0.025	0.316	0.341	0.982	0.01
411.03	BG	16	AGRICULTURE SERVICES		0.025			0.025		0.025		0.025	0.025	0.00
411.04	NG	16	AGRICULTURE SERVICES		1.753			1.753	0.016	0.809	0.928	1.737	1.753	0.01
411.05	NG	16	AGRICULTURE SERVICES		0.600			0.600	0.575	0.025		0.025	0.600	0.00
411.06	PG	16	AGRICULTURE SERVICES		0.683			0.683	0.658	0.025		0.025	0.683	0.00
411.07	SG	16	AGRICULTURE SERVICES		0.682			0.682	0.144	0.538		0.538	0.682	0.00
411.08	TG	16	AGRICULTURE SERVICES		7.994			7.994	0.660	7.333		7.333	7.994	0.05
411.09	GG	16	AGRICULTURE SERVICES		0.025			0.025		0.025		0.025	0.025	0.00
412.01	DZ:TRONGSA	16	AGRICULTURE SERVICES	2.284	0.709			2.993	2.348	0.572	0.073	0.645	2.993	0.02
412.02	GWG:DRAGTE	16	AGRICULTURE SERVICES	0.020	0.050			0.070	0.020	0.050		0.050	0.070	0.00
412.03	GWG:KORPHU	16	AGRICULTURE SERVICES	0.020	5.419			5.439	1.620	0.879	2.940	3.819	5.439	0.03
412.04	GWG:LANGTH	16	AGRICULTURE SERVICES	0.020	2.517			2.537	2.488	0.049		0.049	2.537	0.02
412.05	GWG:NUBI	16	AGRICULTURE SERVICES	0.020	2.297			2.317	0.020	0.899	1.398	2.297	2.317	0.01
412.06	GWG:TANGBI	16	AGRICULTURE SERVICES	0.030	1.066			1.096	0.030	0.684	0.383	1.066	1.096	0.01
413.02	GGA	16	AGRICULTURE SERVICES		0.540			0.540	0.430	0.110		0.110	0.540	0.00
413.03	JGA	16	AGRICULTURE SERVICES		0.718			0.718	0.067	0.651		0.651	0.718	0.00
413.04	KHO-GA	16	AGRICULTURE SERVICES		0.167			0.167	0.017	0.150		0.150	0.167	0.00
413.06	MGA	16	AGRICULTURE SERVICES		2.468			2.468	1.305	1.163		1.163	2.468	0.02
413.07	MIN GA	16	AGRICULTURE SERVICES		0.565			0.565	0.565				0.565	0.00
413.08	MET GA	16	AGRICULTURE SERVICES		1.050			1.050		1.050		1.050	1.050	0.01
413.09	TGA	16	AGRICULTURE SERVICES		4.000			4.000	4.000				4.000	0.02
415.05	Pemagatshe	16	AGRICULTURE SERVICES		0.691			0.691		0.691		0.691	0.691	0.00
417.01	DAT	16	AGRICULTURE SERVICES											



**Financial Statements of the Royal Government for the Year Ending 30th June, 2006**

EXPENDITURE SUMMARY BY IMF FUNCTIONAL CLASSIFICATION FOR THE FISCAL YEAR 2004-05													Amount (Nu. In Million)	
CLASS CODE	AU ABBR.	PR CODE	PROGRAM NAME	EXPENDITURE					FINANCING			TOTAL	%	
				CURRENT	CAPITAL	LEND-ING	REPAY	TOTAL	RGOB	EXTERNAL				TOTAL
										GRANT	LOAN			
418.01	DZ:THIMPHU	16	AGRICULTURE SERVICES	5.457	1.020			6.477	5.042	1.435		1.435	6.477	0.04
418.02	GWG:BABI	16	AGRICULTURE SERVICES	0.030	0.010			0.040		0.040		0.040	0.040	0.00
418.03	GWG:CHANG	16	AGRICULTURE SERVICES	0.030	0.010			0.040		0.040		0.040	0.040	0.00
418.04	GWG:DAGALA	16	AGRICULTURE SERVICES	0.030	0.010			0.040		0.040		0.040	0.040	0.00
418.05	GWG:GAYNEY	16	AGRICULTURE SERVICES	0.030	0.020			0.050		0.050		0.050	0.050	0.00
418.06	GWG:KAWANG	16	AGRICULTURE SERVICES	0.025	0.010			0.035		0.035		0.035	0.035	0.00
418.07	GWG:LINGSH	16	AGRICULTURE SERVICES	0.010	0.005			0.015		0.015		0.015	0.015	0.00
418.08	GWG:MEWANG	16	AGRICULTURE SERVICES	0.027	0.019			0.046		0.046		0.046	0.046	0.00
418.09	GWG:NARO	16	AGRICULTURE SERVICES	0.009	0.005			0.014		0.014		0.014	0.014	0.00
418.10	GWG:SOE	16	AGRICULTURE SERVICES	0.010	0.010			0.020		0.020		0.020	0.020	0.00
418.12	GWG:TOEBI	16	AGRICULTURE SERVICES	0.030	0.057			0.087		0.087		0.087	0.087	0.00
419.01	GADZONG	16	AGRICULTURE SERVICES	1.313	0.231			1.544	1.544				1.544	0.01
419.03	KHATOE	16	AGRICULTURE SERVICES		0.040			0.040	0.040				0.040	0.00
				<b>229.522</b>	<b>341.030</b>	<b>0.000</b>	<b>0.000</b>	<b>570.552</b>	<b>295.086</b>	<b>263.582</b>	<b>11.885</b>	<b>275.466</b>	<b>570.552</b>	3.56
10.2			Forestry Affairs and Services											
205.01	MOA	18	FORESTRY SERVICES	227.385	104.487			331.872	251.056	80.816		80.816	331.872	2.07
401.01	CDA	18	FORESTRY SERVICES	2.934	0.261			3.196	2.540	0.656		0.656	3.196	0.02
401.03	BOG	18	FORESTRY SERVICES	0.005	0.010			0.015		0.015		0.015	0.015	0.00
401.04	CHG	18	FORESTRY SERVICES	0.005	0.049			0.054		0.054		0.054	0.054	0.00
401.05	DAG	18	FORESTRY SERVICES	0.005	0.010			0.015		0.015		0.015	0.015	0.00
401.06	GTG	18	FORESTRY SERVICES		0.010			0.010		0.010		0.010	0.010	0.00
401.07	LKG	18	FORESTRY SERVICES	0.005	0.010			0.015		0.015		0.015	0.015	0.00
401.08	DUG	18	FORESTRY SERVICES		0.010			0.010		0.010		0.010	0.010	0.00
401.09	GLG	18	FORESTRY SERVICES	0.005	0.010			0.015		0.015		0.015	0.015	0.00
401.10	MEG	18	FORESTRY SERVICES	0.005	0.010			0.015		0.015		0.015	0.015	0.00
401.11	PLG	18	FORESTRY SERVICES	0.006	0.010			0.016		0.016		0.016	0.016	0.00
401.12	BLG	18	FORESTRY SERVICES	0.005	0.010			0.015		0.015		0.015	0.015	0.00
402.01	DAH	18	FORESTRY SERVICES	2.562	0.754			3.316	2.293	1.023		1.023	3.316	0.02
402.02	BJA	18	FORESTRY SERVICES	0.005	0.104			0.109		0.109		0.109	0.109	0.00
402.03	KGH	18	FORESTRY SERVICES	0.005	0.040			0.045		0.045		0.045	0.045	0.00
402.04	SGH	18	FORESTRY SERVICES	0.010	0.159			0.169		0.169		0.169	0.169	0.00
402.05	SGH	18	FORESTRY SERVICES	0.005	0.099			0.104		0.104		0.104	0.104	0.00
402.06	UGH	18	FORESTRY SERVICES	0.013	0.060			0.073		0.073		0.073	0.073	0.00
403.01	DZ:PARO	18	FORESTRY SERVICES	3.643	0.580			4.223	3.088	1.135		1.135	4.223	0.03
403.02	GWG:DOBSHA	18	FORESTRY SERVICES		0.049			0.049	0.035	0.014		0.014	0.049	0.00
403.03	DOGAR GEOG	18	FORESTRY SERVICES	0.005	0.050			0.055	0.035	0.020		0.020	0.055	0.00

**Financial Statements of the Royal Government for the Year Ending 30th June, 2006**

EXPENDITURE SUMMARY BY IMF FUNCTIONAL CLASSIFICATION FOR THE FISCAL YEAR 2004-05														
CLASS CODE	AU ABBR.	PR CODE	PROGRAM NAME	EXPENDITURE					FINANCING				TOTAL	%
				CURRENT	CAPITAL	LEND-ING	REPAY	TOTAL	RGOB	EXTERNAL		TOTAL		
										GRANT	LOAN			
403.04	GWG:DOTEY	18	FORESTRY SERVICES	0.003	0.014			0.017		0.017		0.017	0.017	0.00
403.05	GWG:HOREY	18	FORESTRY SERVICES	0.005	0.050			0.055	0.035	0.020		0.020	0.055	0.00
403.06	LG	18	FORESTRY SERVICES	0.005	0.049			0.054	0.035	0.019		0.019	0.054	0.00
403.07	LUNGYNI GEWOG	18	FORESTRY SERVICES	0.002	0.050			0.052	0.035	0.017		0.017	0.052	0.00
403.08	NJ	18	FORESTRY SERVICES	0.005	0.050			0.055	0.035	0.020		0.020	0.055	0.00
403.09	SHABA GEOG	18	FORESTRY SERVICES	0.005	0.050			0.055	0.035	0.020		0.020	0.055	0.00
403.10	TG	18	FORESTRY SERVICES		0.050			0.050	0.035	0.015		0.015	0.050	0.00
403.11	WANGCHANG	18	FORESTRY SERVICES	0.005	0.050			0.055	0.035	0.020		0.020	0.055	0.00
404.01	SD	18	FORESTRY SERVICES	2.993	0.934			3.927	3.817	0.110		0.110	3.927	0.02
404.02	BARA	18	FORESTRY SERVICES		0.010			0.010	0.010				0.010	0.00
404.03	BIRU	18	FORESTRY SERVICES	0.008	0.025			0.033	0.033				0.033	0.00
404.04	CHARGHARY	18	FORESTRY SERVICES	0.010	0.010			0.019	0.019				0.019	0.00
404.05	CHENGMARI	18	FORESTRY SERVICES	0.010	0.060			0.070	0.045	0.025		0.025	0.070	0.00
404.06	DENCHUKHA	18	FORESTRY SERVICES		0.040			0.040	0.040				0.040	0.00
404.07	DOROKHA	18	FORESTRY SERVICES		0.090			0.090		0.090		0.090	0.090	0.00
404.08	DUMTOE	18	FORESTRY SERVICES		0.020			0.020	0.020				0.020	0.00
404.09	GHUMAUNEY	18	FORESTRY SERVICES	0.010	0.018			0.028	0.028				0.028	0.00
404.10	LHARENI	18	FORESTRY SERVICES	0.010	0.010			0.020	0.020				0.020	0.00
404.11	MAYONA	18	FORESTRY SERVICES		0.044			0.044	0.044				0.044	0.00
404.12	NAINITAL	18	FORESTRY SERVICES	0.007	0.025			0.032	0.032				0.032	0.00
404.13	PUGLI	18	FORESTRY SERVICES	0.010	0.020			0.030	0.030				0.030	0.00
404.14	SAMTSE	18	FORESTRY SERVICES	0.012	0.030			0.042	0.042				0.042	0.00
404.15	SIPSU	18	FORESTRY SERVICES	0.008	0.010			0.018	0.018				0.018	0.00
404.16	TADING	18	FORESTRY SERVICES		0.010			0.010	0.010				0.010	0.00
404.17	TENDRU	18	FORESTRY SERVICES	0.010	0.121			0.131	0.036	0.095		0.095	0.131	0.00
405.01	TD	18	FORESTRY SERVICES	1.993	0.197			2.190	2.093	0.097		0.097	2.190	0.01
405.02	BG	18	FORESTRY SERVICES		0.019			0.019	0.019				0.019	0.00
405.03	DG	18	FORESTRY SERVICES	0.020	0.018			0.038	0.038				0.038	0.00
405.04	BG	18	FORESTRY SERVICES	0.020	0.019			0.039	0.039				0.039	0.00
405.05	GG	18	FORESTRY SERVICES	0.020	0.020			0.039	0.039				0.039	0.00
405.06	RG	18	FORESTRY SERVICES	0.018	0.018			0.036	0.036				0.036	0.00
405.07	KG	18	FORESTRY SERVICES	0.020	0.017			0.037	0.037				0.037	0.00
405.08	MG	18	FORESTRY SERVICES	0.015	0.112			0.127	0.033	0.093		0.093	0.127	0.00
405.09	PG	18	FORESTRY SERVICES		0.062			0.062	0.020	0.042		0.042	0.062	0.00
405.10	PG	18	FORESTRY SERVICES		0.020			0.020	0.020				0.020	0.00
405.11	SG	18	FORESTRY SERVICES	0.016	0.018			0.034	0.034				0.034	0.00

**Financial Statements of the Royal Government for the Year Ending 30th June, 2006**

EXPENDITURE SUMMARY BY IMF FUNCTIONAL CLASSIFICATION FOR THE FISCAL YEAR 2004-05														
CLASS CODE	AU ABBR.	PR CODE	PROGRAM NAME	EXPENDITURE					FINANCING				TOTAL	%
				CURRENT	CAPITAL	LEND-ING	REPAY	TOTAL	RGOB	EXTERNAL		TOTAL		
										GRANT	LOAN			
405.12	TG	18	FORESTRY SERVICES	0.050	0.050			0.100	0.100				0.100	0.00
405.13	TG	18	FORESTRY SERVICES	0.023	0.112			0.134	0.041	0.093		0.093	0.134	0.00
406.01	DDA	18	FORESTRY SERVICES	1.982	0.716			2.698	2.412	0.286		0.286	2.698	0.02
406.03	DRU	18	FORESTRY SERVICES	0.100				0.100	0.100				0.100	0.00
406.06	KAN	18	FORESTRY SERVICES											
406.09	T/DING	18	FORESTRY SERVICES											
406.11	T/KHA	18	FORESTRY SERVICES											
406.12	TEZA	18	FORESTRY SERVICES	0.008				0.008	0.008				0.008	0.00
407.01	ADM	18	FORESTRY SERVICES	2.061	0.129			2.190	2.190				2.190	0.01
407.02	CHHUBU GEO	18	FORESTRY SERVICES		0.020			0.020	0.020				0.020	0.00
407.03	GOENSHARI	18	FORESTRY SERVICES		0.015			0.015	0.015				0.015	0.00
407.04	GUMA GEOG	18	FORESTRY SERVICES		0.020			0.020	0.020				0.020	0.00
407.05	KABJISA GE	18	FORESTRY SERVICES		0.070			0.070	0.070				0.070	0.00
407.06	LINGBUKHA	18	FORESTRY SERVICES		0.020			0.020	0.020				0.020	0.00
407.07	SHEGENA GE	18	FORESTRY SERVICES		0.070			0.070	0.070				0.070	0.00
407.08	TALO GEOG	18	FORESTRY SERVICES		0.030			0.030	0.030				0.030	0.00
407.09	TEOWANG GE	18	FORESTRY SERVICES	0.050	0.020			0.070	0.070				0.070	0.00
407.10	ZOMI GEOG	18	FORESTRY SERVICES		-0.012			-0.012	-0.012				-0.012	0.00
408.01	WANGDUEPHO	18	FORESTRY SERVICES	3.166	1.001			4.167	4.077	0.090		0.090	4.167	0.03
408.05	GANGTE	18	FORESTRY SERVICES		0.150			0.150	0.150				0.150	0.00
408.10	NYISHO	18	FORESTRY SERVICES											
409.01	DZ:BUMTHAN	18	FORESTRY SERVICES	1.712	0.245			1.957	1.712	0.245		0.245	1.957	0.01
409.02	GWG:CHHOEK	18	FORESTRY SERVICES	0.006	0.090			0.096	0.006	0.090		0.090	0.096	0.00
409.03	GWG:CHHUME	18	FORESTRY SERVICES		0.084			0.084	0.010	0.074		0.074	0.084	0.00
409.04	GWG:TANG	18	FORESTRY SERVICES		0.137			0.137	0.025	0.112		0.112	0.137	0.00
409.05	GWG:URA	18	FORESTRY SERVICES		0.131			0.131	0.019	0.112		0.112	0.131	0.00
410.01	DAS	18	FORESTRY SERVICES	3.103	0.807			3.910	3.403	0.507		0.507	3.910	0.02
410.02	BG	18	FORESTRY SERVICES		0.023			0.023		0.023		0.023	0.023	0.00
410.03	CG	18	FORESTRY SERVICES		0.025			0.025		0.025		0.025	0.025	0.00
410.04	DG	18	FORESTRY SERVICES		0.055			0.055		0.055		0.055	0.055	0.00
410.05	DG	18	FORESTRY SERVICES		0.010			0.010		0.010		0.010	0.010	0.00
410.06	DG	18	FORESTRY SERVICES		0.010			0.010		0.010		0.010	0.010	0.00
410.07	GG	18	FORESTRY SERVICES		0.010			0.010		0.010		0.010	0.010	0.00
410.08	HG	18	FORESTRY SERVICES		0.032			0.032		0.032		0.032	0.032	0.00
410.09	JG	18	FORESTRY SERVICES		0.045			0.045		0.045		0.045	0.045	0.00
410.10	LG	18	FORESTRY SERVICES		0.020			0.020		0.020		0.020	0.020	0.00

**Financial Statements of the Royal Government for the Year Ending 30th June, 2006**

EXPENDITURE SUMMARY BY IMF FUNCTIONAL CLASSIFICATION FOR THE FISCAL YEAR 2004-05														
CLASS CODE	AU ABBR.	PR CODE	PROGRAM NAME	EXPENDITURE					FINANCING				TOTAL	%
				CURRENT	CAPITAL	LEND-ING	REPAY	TOTAL	RGOB	EXTERNAL		TOTAL		
										GRANT	LOAN			
410.11	NG	18	FORESTRY SERVICES		0.010			0.010		0.010		0.010	0.010	0.00
410.12	S/TAR G	18	FORESTRY SERVICES		0.031			0.031		0.031		0.031	0.031	0.00
410.13	SZG	18	FORESTRY SERVICES		0.060			0.060		0.060		0.060	0.060	0.00
410.14	SIN G	18	FORESTRY SERVICES		0.050			0.050	0.040	0.010		0.010	0.050	0.00
410.16	UG	18	FORESTRY SERVICES		0.048			0.048		0.048		0.048	0.048	0.00
411.01	ZD	18	FORESTRY SERVICES	2.205	0.707			2.913	2.385	0.528		0.528	2.913	0.02
411.02	BG	18	FORESTRY SERVICES		0.030			0.030		0.030		0.030	0.030	0.00
411.03	BG	18	FORESTRY SERVICES		0.032			0.032		0.032		0.032	0.032	0.00
411.04	NG	18	FORESTRY SERVICES		0.049			0.049		0.049		0.049	0.049	0.00
411.05	NG	18	FORESTRY SERVICES		0.037			0.037		0.037		0.037	0.037	0.00
411.06	PG	18	FORESTRY SERVICES		0.035			0.035		0.035		0.035	0.035	0.00
411.07	SG	18	FORESTRY SERVICES		0.030			0.030		0.030		0.030	0.030	0.00
411.08	TG	18	FORESTRY SERVICES		0.012			0.012		0.012		0.012	0.012	0.00
411.09	GG	18	FORESTRY SERVICES		0.025			0.025		0.025		0.025	0.025	0.00
412.01	DZ:TRONGSA	18	FORESTRY SERVICES	1.490	0.748			2.238	1.589	0.648		0.648	2.238	0.01
412.02	GWG:DRAGTE	18	FORESTRY SERVICES	0.020	0.135			0.155	0.145	0.010		0.010	0.155	0.00
412.03	GWG:KORPHU	18	FORESTRY SERVICES	0.029	0.035			0.064	0.054	0.010		0.010	0.064	0.00
412.04	GWG:LANGTH	18	FORESTRY SERVICES	0.030	0.090			0.120	0.060	0.060		0.060	0.120	0.00
412.05	GWG:NUBI	18	FORESTRY SERVICES	0.020	0.034			0.054	0.020	0.034		0.034	0.054	0.00
412.06	GWG:TANGBI	18	FORESTRY SERVICES	0.020	0.032			0.052	0.020	0.032		0.032	0.052	0.00
413.01	DAL	18	FORESTRY SERVICES	1.837	0.612			2.449	1.937	0.512		0.512	2.449	0.02
413.02	GGA	18	FORESTRY SERVICES		0.008			0.008		0.008		0.008	0.008	0.00
413.03	JGA	18	FORESTRY SERVICES		0.018			0.018		0.018		0.018	0.018	0.00
413.04	KHO-GA	18	FORESTRY SERVICES		0.060			0.060		0.060		0.060	0.060	0.00
413.05	KUR-GA	18	FORESTRY SERVICES		0.049			0.049		0.049		0.049	0.049	0.00
413.06	MGA	18	FORESTRY SERVICES		0.025			0.025		0.025		0.025	0.025	0.00
413.07	MIN GA	18	FORESTRY SERVICES		0.014			0.014		0.014		0.014	0.014	0.00
413.08	MET GA	18	FORESTRY SERVICES		0.010			0.010		0.010		0.010	0.010	0.00
413.09	TGA	18	FORESTRY SERVICES		0.040			0.040		0.040		0.040	0.040	0.00
414.01	MONGAR	18	FORESTRY SERVICES	3.207	0.280			3.487	3.227	0.260		0.260	3.487	0.02
414.02	BALAM GEOG	18	FORESTRY SERVICES		0.070			0.070	0.050	0.020		0.020	0.070	0.00
414.03	CHALI GEOG	18	FORESTRY SERVICES		0.077			0.077	0.057	0.020		0.020	0.077	0.00
414.04	CHASKHAR G	18	FORESTRY SERVICES		0.086			0.086	0.067	0.019		0.019	0.086	0.00
414.05	DRAMETSE G	18	FORESTRY SERVICES		0.077			0.077	0.025	0.052		0.052	0.077	0.00
414.06	DREPONG GE	18	FORESTRY SERVICES		0.075			0.075	0.057	0.019		0.019	0.075	0.00
414.07	GONGDUE GE	18	FORESTRY SERVICES		0.037			0.037	0.017	0.020		0.020	0.037	0.00

**Financial Statements of the Royal Government for the Year Ending 30th June, 2006**

EXPENDITURE SUMMARY BY IMF FUNCTIONAL CLASSIFICATION FOR THE FISCAL YEAR 2004-05														
CLASS CODE	AU ABBR.	PR CODE	PROGRAM NAME	EXPENDITURE					FINANCING				TOTAL	%
				CURRENT	CAPITAL	LEND-ING	REPAY	TOTAL	RGOB	EXTERNAL		TOTAL		
										GRANT	LOAN			
414.08	JURMEY GEO	18	FORESTRY SERVICES		0.076			0.076	0.056	0.020		0.020	0.076	0.00
414.09	KENGKHAR G	18	FORESTRY SERVICES		0.050			0.050	0.030	0.020		0.020	0.050	0.00
414.10	MONGAR GEO	18	FORESTRY SERVICES		0.107			0.107	0.065	0.042		0.042	0.107	0.00
414.11	NGATSHANG	18	FORESTRY SERVICES		0.060			0.060	0.040	0.020		0.020	0.060	0.00
414.12	SALENG GEO	18	FORESTRY SERVICES		0.057			0.057	0.014	0.043		0.043	0.057	0.00
414.13	SHERIMUNG	18	FORESTRY SERVICES		0.056			0.056	0.036	0.020		0.020	0.056	0.00
414.14	SILAMBI GE	18	FORESTRY SERVICES		0.040			0.040	0.020	0.020		0.020	0.040	0.00
414.15	THANGRONG	18	FORESTRY SERVICES		0.040			0.040	0.020	0.020		0.020	0.040	0.00
414.16	TSAKALING	18	FORESTRY SERVICES		0.048			0.048	0.028	0.020		0.020	0.048	0.00
414.17	TSAMANG GE	18	FORESTRY SERVICES		0.035			0.035	0.020	0.015		0.015	0.035	0.00
415.01	DZ.ADMN	18	FORESTRY SERVICES	1.282	0.648			1.930	1.830	0.100		0.100	1.930	0.01
415.06	Pemagatshe	18	FORESTRY SERVICES		0.012			0.012		0.012		0.012	0.012	0.00
415.08	Pemagatshe	18	FORESTRY SERVICES		0.060			0.060		0.060		0.060	0.060	0.00
416.01	DASJ	18	FORESTRY SERVICES	2.254	0.425			2.679	2.589	0.090		0.090	2.679	0.02
416.02	PG	18	FORESTRY SERVICES		0.020			0.020	0.020				0.020	0.00
416.04	DG	18	FORESTRY SERVICES		0.098			0.098		0.098		0.098	0.098	0.00
416.05	GG	18	FORESTRY SERVICES											
416.08	MG	18	FORESTRY SERVICES		0.040			0.040	0.040				0.040	0.00
416.10	OG	18	FORESTRY SERVICES											
417.01	DAT	18	FORESTRY SERVICES	2.894	1.264			4.158	3.591	0.567		0.567	4.158	0.03
417.02	BARTSHAM	18	FORESTRY SERVICES		0.039			0.039		0.039		0.039	0.039	0.00
417.03	BIDUNG	18	FORESTRY SERVICES		0.014			0.014		0.014		0.014	0.014	0.00
417.04	KANGLUNG	18	FORESTRY SERVICES		0.028			0.028		0.028		0.028	0.028	0.00
417.05	KANGPARA	18	FORESTRY SERVICES		0.014			0.014		0.014		0.014	0.014	0.00
417.06	KHALING	18	FORESTRY SERVICES		0.180			0.180		0.180		0.180	0.180	0.00
417.07	LUMANG	18	FORESTRY SERVICES		0.010			0.010		0.010		0.010	0.010	0.00
417.08	MERAK	18	FORESTRY SERVICES		0.010			0.010		0.010		0.010	0.010	0.00
417.09	NANONG	18	FORESTRY SERVICES		0.014			0.014		0.014		0.014	0.014	0.00
417.10	PHONGMEY	18	FORESTRY SERVICES		0.013			0.013		0.013		0.013	0.013	0.00
417.11	RADHI	18	FORESTRY SERVICES		0.030			0.030		0.030		0.030	0.030	0.00
417.12	SAKTEN	18	FORESTRY SERVICES		0.009			0.009		0.009		0.009	0.009	0.00
417.13	SAMKHAR	18	FORESTRY SERVICES		0.015			0.015		0.015		0.015	0.015	0.00
417.14	SHONGPHU	18	FORESTRY SERVICES		0.015			0.015		0.015		0.015	0.015	0.00
417.15	THRIMSHING	18	FORESTRY SERVICES		0.015			0.015		0.015		0.015	0.015	0.00
417.16	UZORONG	18	FORESTRY SERVICES		0.015			0.015		0.015		0.015	0.015	0.00
417.17	YANGNEER	18	FORESTRY SERVICES		0.015			0.015		0.015		0.015	0.015	0.00

**Financial Statements of the Royal Government for the Year Ending 30th June, 2006**

<b>EXPENDITURE SUMMARY BY IMF FUNCTIONAL CLASSIFICATION FOR THE FISCAL YEAR 2004-05</b>														
Amount (Nu. In Million)														
CLASS CODE	AU ABBR.	PR CODE	PROGRAM NAME	EXPENDITURE					FINANCING			TOTAL	%	
				CURRENT	CAPITAL	LEND-ING	REPAY	TOTAL	RGOB	EXTERNAL				TOTAL
										GRANT	LOAN			
418.01	DZ:THIMPHU	18	FORESTRY SERVICES	4.016	0.965			4.980	3.700	1.281		1.281	4.980	0.03
418.02	GWG:BABI	18	FORESTRY SERVICES		0.010			0.010		0.010		0.010	0.010	0.00
418.03	GWG:CHANG	18	FORESTRY SERVICES		0.010			0.010		0.010		0.010	0.010	0.00
418.04	GWG:DAGALA	18	FORESTRY SERVICES		0.010			0.010		0.010		0.010	0.010	0.00
418.05	GWG:GAYNEY	18	FORESTRY SERVICES		0.010			0.010		0.010		0.010	0.010	0.00
418.06	GWG:KAWANG	18	FORESTRY SERVICES		0.010			0.010		0.010		0.010	0.010	0.00
418.07	GWG:LINGSH	18	FORESTRY SERVICES		0.010			0.010		0.010		0.010	0.010	0.00
418.08	GWG:MEWANG	18	FORESTRY SERVICES	0.010	0.010			0.020		0.020		0.020	0.020	0.00
418.09	GWG:NARO	18	FORESTRY SERVICES		0.113			0.113		0.113		0.113	0.113	0.00
418.10	GWG:SOE	18	FORESTRY SERVICES		0.010			0.010		0.010		0.010	0.010	0.00
418.12	GWG:TOEBI	18	FORESTRY SERVICES		0.010			0.010		0.010		0.010	0.010	0.00
419.01	GADZONG	18	FORESTRY SERVICES	1.029	0.202			1.231	1.162	0.069		0.069	1.231	0.01
419.02	KHAME	18	FORESTRY SERVICES		0.033			0.033		0.033		0.033	0.033	0.00
419.03	KHATOE	18	FORESTRY SERVICES		0.010			0.010		0.010		0.010	0.010	0.00
419.04	LAYA	18	FORESTRY SERVICES	0.033	0.029			0.063	0.063				0.063	0.00
419.05	LUNANA	18	FORESTRY SERVICES											
420.01	DA-YANGTSE	18	FORESTRY SERVICES	1.664	0.447			2.111	2.014	0.097		0.097	2.111	0.01
420.03	GWG: JAMKH	18	FORESTRY SERVICES		0.122			0.122	0.097	0.025		0.025	0.122	0.00
420.04	GWG: KHAMD	18	FORESTRY SERVICES		0.025			0.025		0.025		0.025	0.025	0.00
420.08	GWG: YALLA	18	FORESTRY SERVICES		0.017			0.017	0.017				0.017	0.00
				<b>276.147</b>	<b>122.666</b>	<b>0.000</b>	<b>0.000</b>	<b>398.813</b>	<b>305.700</b>	<b>93.112</b>	<b>0.000</b>	<b>93.112</b>	<b>398.813</b>	2.49
10.5			Ag./Forestry/Fish./Hunt. Aff. & Serv. n.e.c.											
205.01	MOA	17	LIVESTOCK SERVICES	80.096	79.059			159.154	90.634	68.520		68.520	159.154	0.99
401.01	CDA	17	LIVESTOCK SERVICES	6.384	0.560			6.945	5.703	1.241		1.241	6.945	0.04
401.02	SPG	17	LIVESTOCK SERVICES		0.010			0.010		0.010		0.010	0.010	0.00
401.03	BOG	17	LIVESTOCK SERVICES		0.018			0.018		0.018		0.018	0.018	0.00
401.04	CHG	17	LIVESTOCK SERVICES		0.010			0.010		0.010		0.010	0.010	0.00
401.05	DAG	17	LIVESTOCK SERVICES		0.018			0.018		0.018		0.018	0.018	0.00
401.06	GTG	17	LIVESTOCK SERVICES		0.018			0.018		0.018		0.018	0.018	0.00
401.07	LKG	17	LIVESTOCK SERVICES		0.010			0.010		0.010		0.010	0.010	0.00
401.08	DUG	17	LIVESTOCK SERVICES		0.010			0.010		0.010		0.010	0.010	0.00
401.09	GLG	17	LIVESTOCK SERVICES		0.010			0.010		0.010		0.010	0.010	0.00
401.10	MEG	17	LIVESTOCK SERVICES		0.018			0.018		0.018		0.018	0.018	0.00
401.11	PLG	17	LIVESTOCK SERVICES		0.030			0.030		0.030		0.030	0.030	0.00
401.12	BLG	17	LIVESTOCK SERVICES		0.013			0.013		0.013		0.013	0.013	0.00
402.01	DAH	17	LIVESTOCK SERVICES	5.795	0.995			6.790	5.158	1.632		1.632	6.790	0.04

**Financial Statements of the Royal Government for the Year Ending 30th June, 2006**

EXPENDITURE SUMMARY BY IMF FUNCTIONAL CLASSIFICATION FOR THE FISCAL YEAR 2004-05													Amount (Nu. In Million)	
CLASS CODE	AU ABBR.	PR CODE	PROGRAM NAME	EXPENDITURE					FINANCING				TOTAL	%
				CURRENT	CAPITAL	LEND-ING	REPAY	TOTAL	RGOB	EXTERNAL		TOTAL		
										GRANT	LOAN			
402.02	BJA	17	LIVESTOCK SERVICES		0.030			0.030	0.030				0.030	0.00
402.04	SGH	17	LIVESTOCK SERVICES		0.010			0.010		0.010		0.010	0.010	0.00
403.01	DZ.PARO	17	LIVESTOCK SERVICES	6.676	0.136			6.813	5.786	1.026		1.026	6.813	0.04
403.02	GWG:DOBSHA	17	LIVESTOCK SERVICES	0.005	0.031			0.036		0.036		0.036	0.036	0.00
403.03	DOGAR GEOG	17	LIVESTOCK SERVICES	0.005	0.037			0.042		0.042		0.042	0.042	0.00
403.04	GWG:DOTEY	17	LIVESTOCK SERVICES	0.005	0.015			0.020		0.020		0.020	0.020	0.00
403.05	GWG:HOREY	17	LIVESTOCK SERVICES	0.005	0.015			0.020		0.020		0.020	0.020	0.00
403.06	LG	17	LIVESTOCK SERVICES	0.005	0.015			0.020		0.020		0.020	0.020	0.00
403.07	LUNGYNI GEWOG	17	LIVESTOCK SERVICES	0.005	0.034			0.039		0.039		0.039	0.039	0.00
403.08	NJ	17	LIVESTOCK SERVICES	0.005	0.024			0.029		0.029		0.029	0.029	0.00
403.09	SHABA GEOG	17	LIVESTOCK SERVICES	0.005	0.015			0.020		0.020		0.020	0.020	0.00
403.10	TG	17	LIVESTOCK SERVICES	0.005	0.011			0.016		0.016		0.016	0.016	0.00
403.11	WANGCHANG	17	LIVESTOCK SERVICES	0.005	0.015			0.020		0.020		0.020	0.020	0.00
404.01	SD	17	LIVESTOCK SERVICES	5.846	1.970			7.816	7.816				7.816	0.05
404.02	BARA	17	LIVESTOCK SERVICES		0.018			0.018	0.018				0.018	0.00
404.03	BIRU	17	LIVESTOCK SERVICES	0.012	0.034			0.046	0.046				0.046	0.00
404.04	CHARGHARY	17	LIVESTOCK SERVICES	0.012	0.033			0.045	0.045				0.045	0.00
404.05	CHENGMARI	17	LIVESTOCK SERVICES	0.012	0.033			0.045	0.045				0.045	0.00
404.06	DENCHUKHA	17	LIVESTOCK SERVICES	0.012	0.033			0.045	0.045				0.045	0.00
404.07	DOROKHA	17	LIVESTOCK SERVICES	0.012	0.031			0.043	0.043				0.043	0.00
404.08	DUMTOE	17	LIVESTOCK SERVICES	0.012	0.033			0.045	0.045				0.045	0.00
404.09	GHUMAUNEY	17	LIVESTOCK SERVICES	0.012	0.033			0.045	0.045				0.045	0.00
404.10	LHARENI	17	LIVESTOCK SERVICES	0.012	0.033			0.045	0.045				0.045	0.00
404.11	MAYONA	17	LIVESTOCK SERVICES	0.012	0.033			0.045	0.045				0.045	0.00
404.12	NAINITAL	17	LIVESTOCK SERVICES	0.022	0.033			0.055	0.055				0.055	0.00
404.13	PUGLI	17	LIVESTOCK SERVICES	0.010	0.027			0.037	0.037				0.037	0.00
404.14	SAMTSE	17	LIVESTOCK SERVICES	0.012	0.033			0.045	0.045				0.045	0.00
404.15	SIPSU	17	LIVESTOCK SERVICES	0.010	0.028			0.038	0.038				0.038	0.00
404.16	TADING	17	LIVESTOCK SERVICES	0.012	0.035			0.047	0.047				0.047	0.00
404.17	TENDRU	17	LIVESTOCK SERVICES	0.004	0.034			0.037	0.037				0.037	0.00
405.01	TD	17	LIVESTOCK SERVICES	4.908	0.048			4.956	4.956				4.956	0.03
405.02	BG	17	LIVESTOCK SERVICES	0.009	0.018			0.026	0.026				0.026	0.00
405.03	DG	17	LIVESTOCK SERVICES	0.020	0.020			0.040	0.040				0.040	0.00
405.04	BG	17	LIVESTOCK SERVICES	0.007	0.015			0.021	0.021				0.021	0.00
405.05	GG	17	LIVESTOCK SERVICES	0.014	0.020			0.034	0.034				0.034	0.00
405.06	RG	17	LIVESTOCK SERVICES	0.015	0.020			0.034	0.034				0.034	0.00

**Financial Statements of the Royal Government for the Year Ending 30th June, 2006**

EXPENDITURE SUMMARY BY IMF FUNCTIONAL CLASSIFICATION FOR THE FISCAL YEAR 2004-05														
CLASS CODE	AU ABBR.	PR CODE	PROGRAM NAME	EXPENDITURE					FINANCING				TOTAL	%
				CURRENT	CAPITAL	LEND-ING	REPAY	TOTAL	RGOB	EXTERNAL		TOTAL		
										GRANT	LOAN			
405.07	KG	17	LIVESTOCK SERVICES	0.020	0.040			0.060	0.060				0.060	0.00
405.08	MG	17	LIVESTOCK SERVICES	0.019	0.032			0.051	0.051				0.051	0.00
405.09	PG	17	LIVESTOCK SERVICES	0.010	0.020			0.030	0.030				0.030	0.00
405.10	PG	17	LIVESTOCK SERVICES		0.006			0.006	0.006				0.006	0.00
405.11	SG	17	LIVESTOCK SERVICES	0.020	0.005			0.025	0.025				0.025	0.00
405.12	TG	17	LIVESTOCK SERVICES	0.006	0.020			0.026	0.026				0.026	0.00
405.13	TG	17	LIVESTOCK SERVICES	0.025	0.020			0.045	0.045				0.045	0.00
406.01	DDA	17	LIVESTOCK SERVICES	3.530	2.172			5.702	5.702				5.702	0.04
406.02	DOR	17	LIVESTOCK SERVICES	0.010				0.010	0.010				0.010	0.00
406.03	DRU	17	LIVESTOCK SERVICES											
406.05	GOSH	17	LIVESTOCK SERVICES	0.011				0.011	0.011				0.011	0.00
406.08	LAJA	17	LIVESTOCK SERVICES	0.013				0.013	0.013				0.013	0.00
406.09	T/DING	17	LIVESTOCK SERVICES		0.070			0.070	0.070				0.070	0.00
406.10	T/GANG	17	LIVESTOCK SERVICES		0.060			0.060	0.060				0.060	0.00
406.11	T/KHA	17	LIVESTOCK SERVICES	0.052	0.012			0.064	0.064				0.064	0.00
406.12	TEZA	17	LIVESTOCK SERVICES	0.020	0.025			0.045	0.045				0.045	0.00
407.01	ADM	17	LIVESTOCK SERVICES	4.769	1.668			6.438	6.438				6.438	0.04
407.02	CHHUBU GEO	17	LIVESTOCK SERVICES	0.024				0.024	0.024				0.024	0.00
407.03	GOENSHARI	17	LIVESTOCK SERVICES	0.010	0.001			0.011	0.011				0.011	0.00
407.04	GUMA GEOG	17	LIVESTOCK SERVICES	0.033	0.008			0.041	0.041				0.041	0.00
407.05	KABJISA GE	17	LIVESTOCK SERVICES	0.035				0.035	0.035				0.035	0.00
407.06	LINGBUKHA	17	LIVESTOCK SERVICES	0.010				0.010	0.010				0.010	0.00
407.07	SHEGENA GE	17	LIVESTOCK SERVICES	0.027	0.027			0.054	0.054				0.054	0.00
407.08	TALO GEOG	17	LIVESTOCK SERVICES	0.027				0.027	0.027				0.027	0.00
407.09	TEOWANG GE	17	LIVESTOCK SERVICES	0.034				0.034	0.034				0.034	0.00
407.10	ZOMI GEOG	17	LIVESTOCK SERVICES	0.021				0.021	0.021				0.021	0.00
408.01	WANGDUEPHO	17	LIVESTOCK SERVICES	7.680	1.018			8.697	8.077	0.620		0.620	8.697	0.05
408.03	DANGCHU	17	LIVESTOCK SERVICES	0.010				0.010	0.010				0.010	0.00
408.04	DAGA	17	LIVESTOCK SERVICES	0.004				0.004	0.004				0.004	0.00
408.05	GANGTE	17	LIVESTOCK SERVICES	0.020				0.020	0.020				0.020	0.00
408.09	NAHI	17	LIVESTOCK SERVICES	0.007				0.007	0.007				0.007	0.00
408.10	NYISHO	17	LIVESTOCK SERVICES	0.007				0.007	0.007				0.007	0.00
408.11	PHANGYUL	17	LIVESTOCK SERVICES	0.023				0.023	0.023				0.023	0.00
408.12	PHOBI	17	LIVESTOCK SERVICES	0.028				0.028	0.028				0.028	0.00
408.13	RUEPISA	17	LIVESTOCK SERVICES	0.020				0.020	0.020				0.020	0.00
408.14	SEPHU	17	LIVESTOCK SERVICES	0.010	0.036			0.046	0.046				0.046	0.00



**Financial Statements of the Royal Government for the Year Ending 30th June, 2006**

EXPENDITURE SUMMARY BY IMF FUNCTIONAL CLASSIFICATION FOR THE FISCAL YEAR 2004-05														
CLASS CODE	AU ABBR.	PR CODE	PROGRAM NAME	EXPENDITURE					FINANCING				TOTAL	%
				CURRENT	CAPITAL	LEND-ING	REPAY	TOTAL	RGOB	EXTERNAL		TOTAL		
										GRANT	LOAN			
408.16	THEDTSHO	17	LIVESTOCK SERVICES	0.014				0.014	0.014				0.014	0.00
409.01	DZ:BUMTHAN	17	LIVESTOCK SERVICES	3.461	0.793			4.254	3.981	0.273		0.273	4.254	0.03
409.02	GWG:CHHOEK	17	LIVESTOCK SERVICES	0.030	0.074			0.104	0.058	0.046		0.046	0.104	0.00
409.03	GWG:CHHUME	17	LIVESTOCK SERVICES	0.042	0.527			0.569	0.052	0.517		0.517	0.569	0.00
409.04	GWG:TANG	17	LIVESTOCK SERVICES	0.045	0.060			0.105	0.045	0.060		0.060	0.105	0.00
409.05	GWG:URA	17	LIVESTOCK SERVICES	0.030	0.117			0.147	0.030	0.117		0.117	0.147	0.00
410.01	DAS	17	LIVESTOCK SERVICES	5.346	2.355			7.700	6.406	1.294		1.294	7.700	0.05
410.02	BG	17	LIVESTOCK SERVICES	0.041	0.017			0.058	0.058				0.058	0.00
410.03	CG	17	LIVESTOCK SERVICES	0.010	0.037			0.047	0.047				0.047	0.00
410.04	DG	17	LIVESTOCK SERVICES	0.010	0.060			0.070	0.070				0.070	0.00
410.05	DG	17	LIVESTOCK SERVICES	0.020	0.010			0.030	0.030				0.030	0.00
410.06	DG	17	LIVESTOCK SERVICES		0.030			0.030	0.030				0.030	0.00
410.07	GG	17	LIVESTOCK SERVICES		0.025			0.025	0.025				0.025	0.00
410.08	HG	17	LIVESTOCK SERVICES	0.010	0.010			0.020	0.020				0.020	0.00
410.09	JG	17	LIVESTOCK SERVICES	0.010	0.023			0.033	0.033				0.033	0.00
410.10	LG	17	LIVESTOCK SERVICES		0.028			0.028	0.028				0.028	0.00
410.11	NG	17	LIVESTOCK SERVICES		0.030			0.030	0.030				0.030	0.00
410.12	S/TAR G	17	LIVESTOCK SERVICES		0.030			0.030	0.030				0.030	0.00
410.13	SZG	17	LIVESTOCK SERVICES	0.009	0.021			0.030	0.030				0.030	0.00
410.14	SIN G	17	LIVESTOCK SERVICES	0.010	0.029			0.039	0.039				0.039	0.00
410.16	UG	17	LIVESTOCK SERVICES		0.032			0.032	0.032				0.032	0.00
411.01	ZD	17	LIVESTOCK SERVICES	4.287	0.314			4.600	4.470	0.131		0.131	4.600	0.03
411.02	BG	17	LIVESTOCK SERVICES		0.050			0.050		0.050		0.050	0.050	0.00
411.03	BG	17	LIVESTOCK SERVICES		0.030			0.030		0.030		0.030	0.030	0.00
411.04	NG	17	LIVESTOCK SERVICES		0.062			0.062	0.012	0.050		0.050	0.062	0.00
411.05	NG	17	LIVESTOCK SERVICES		0.050			0.050		0.050		0.050	0.050	0.00
411.06	PG	17	LIVESTOCK SERVICES		1.529			1.529	1.479	0.050		0.050	1.529	0.01
411.07	SG	17	LIVESTOCK SERVICES		0.050			0.050		0.050		0.050	0.050	0.00
411.08	TG	17	LIVESTOCK SERVICES		1.132			1.132	1.082	0.050		0.050	1.132	0.01
411.09	GG	17	LIVESTOCK SERVICES		0.062			0.062	0.012	0.050		0.050	0.062	0.00
412.01	DZ:TRONGSA	17	LIVESTOCK SERVICES	4.705	2.793			7.498	5.406	2.092		2.092	7.498	0.05
412.02	GWG:DRAGTE	17	LIVESTOCK SERVICES		0.839			0.839	0.062	0.777		0.777	0.839	0.01
412.03	GWG:KORPHU	17	LIVESTOCK SERVICES	0.020	0.035			0.055	0.032	0.023		0.023	0.055	0.00
412.04	GWG:LANGTH	17	LIVESTOCK SERVICES	0.020	0.762			0.782	0.032	0.750		0.750	0.782	0.00
412.05	GWG:NUBI	17	LIVESTOCK SERVICES	0.020	0.033			0.053	0.040	0.013		0.013	0.053	0.00
412.06	GWG:TANGBI	17	LIVESTOCK SERVICES	0.020	0.061			0.081	0.032	0.049		0.049	0.081	0.00

**Financial Statements of the Royal Government for the Year Ending 30th June, 2006**

EXPENDITURE SUMMARY BY IMF FUNCTIONAL CLASSIFICATION FOR THE FISCAL YEAR 2004-05														
Amount (Nu. In Million)														
CLASS CODE	AU ABBR.	PR CODE	PROGRAM NAME	EXPENDITURE					FINANCING				TOTAL	%
				CURRENT	CAPITAL	LEND-ING	REPAY	TOTAL	RGOB	EXTERNAL		TOTAL		
										GRANT	LOAN			
413.03	JGA	17	LIVESTOCK SERVICES		0.010			0.010		0.010			0.010	0.00
413.04	KHO-GA	17	LIVESTOCK SERVICES											
413.06	MGA	17	LIVESTOCK SERVICES		0.023			0.023					0.023	0.00
413.07	MIN GA	17	LIVESTOCK SERVICES		0.070			0.070					0.070	0.00
418.01	DZ:THIMPHU	17	LIVESTOCK SERVICES	7.491	1.111			8.602	7.512	1.090		1.090	8.602	0.05
418.02	GWG:BABI	17	LIVESTOCK SERVICES	0.010	0.045			0.055		0.055		0.055	0.055	0.00
418.03	GWG:CHANG	17	LIVESTOCK SERVICES	0.005	0.008			0.013		0.013		0.013	0.013	0.00
418.04	GWG:DAGALA	17	LIVESTOCK SERVICES	0.010	0.036			0.046		0.046		0.046	0.046	0.00
418.05	GWG:GAYNEY	17	LIVESTOCK SERVICES	0.015	0.037			0.052		0.052		0.052	0.052	0.00
418.06	GWG:KAWANG	17	LIVESTOCK SERVICES	0.030	0.022			0.052		0.052		0.052	0.052	0.00
418.07	GWG:LINGSH	17	LIVESTOCK SERVICES	0.015	0.236			0.251	0.198	0.053		0.053	0.251	0.00
418.08	GWG:MEWANG	17	LIVESTOCK SERVICES	0.010	0.020			0.030		0.030		0.030	0.030	0.00
418.09	GWG:NARO	17	LIVESTOCK SERVICES		0.076			0.076	0.036	0.040		0.040	0.076	0.00
418.10	GWG:SOE	17	LIVESTOCK SERVICES	0.010	0.037			0.047		0.047		0.047	0.047	0.00
418.12	GWG:TOEBI	17	LIVESTOCK SERVICES	0.010	0.010			0.020		0.020		0.020	0.020	0.00
419.01	GADZONG	17	LIVESTOCK SERVICES	2.197	0.814			3.011	3.011				3.011	0.02
419.02	KHAME	17	LIVESTOCK SERVICES	0.123	0.032			0.155	0.155				0.155	0.00
419.03	KHATOE	17	LIVESTOCK SERVICES	0.068	0.020			0.088	0.088				0.088	0.00
419.04	LAYA	17	LIVESTOCK SERVICES	0.067	0.054			0.121	0.121				0.121	0.00
419.05	LUNANA	17	LIVESTOCK SERVICES	0.005	0.035			0.040	0.040				0.040	0.00
				<b>154.756</b>	<b>103.826</b>	<b>0.000</b>	<b>0.000</b>	<b>258.581</b>	<b>177.088</b>	<b>81.494</b>	<b>0.000</b>	<b>81.494</b>	<b>258.581</b>	1.62
10.6														
419.02	KHAME	16	AGRICULTURE SERVICES		0.507			0.507	0.507				0.507	0.00
419.04	LAYA	16	AGRICULTURE SERVICES		0.026			0.026	0.026				0.026	0.00
419.05	LUNANA	16	AGRICULTURE SERVICES											
				<b>0.000</b>	<b>0.533</b>	<b>0.000</b>	<b>0.000</b>	<b>0.533</b>	<b>0.533</b>	<b>0.000</b>	<b>0.000</b>	<b>0.000</b>	<b>0.533</b>	0.00
				<b>660.425</b>	<b>568.054</b>			<b>1,228.479</b>	<b>778.407</b>	<b>438.188</b>	<b>11.885</b>	<b>450.072</b>	<b>1,228.479</b>	7.67
11			Mining/Mineral Res./Manu./Const. Aff. & Serv.											
11.1			Mining and Min. Res. Aff. & Serv. (non-fuel)											
206.01	MTI SECT	20	GEOLOGY AND MINES SERVICES	32.916	29.391			62.308	44.020	18.288		18.288	62.308	0.39
				<b>32.916</b>	<b>29.391</b>	<b>0.000</b>	<b>0.000</b>	<b>62.308</b>	<b>44.020</b>	<b>18.288</b>	<b>0.000</b>	<b>18.288</b>	<b>62.308</b>	0.39
11.4			Mining/Min.res./Manu./Const. Aff. & Serv. n.e.c.											
206.01	MTI SECT	22	INDUSTRIES SERVICES	12.733	18.769			31.502	33.303	-1.801		-1.801	31.502	0.20
				<b>12.733</b>	<b>18.769</b>	<b>0.000</b>	<b>0.000</b>	<b>31.502</b>	<b>33.303</b>	<b>-1.801</b>	<b>0.000</b>	<b>-1.801</b>	<b>31.502</b>	0.20
				<b>45.649</b>	<b>48.160</b>			<b>93.809</b>	<b>77.322</b>	<b>16.487</b>		<b>16.487</b>	<b>93.809</b>	0.59
12			Transportation and Communication Aff. & Serv											

**Financial Statements of the Royal Government for the Year Ending 30th June, 2006**

<b>EXPENDITURE SUMMARY BY IMF FUNCTIONAL CLASSIFICATION FOR THE FISCAL YEAR 2004-05</b>														
Amount (Nu. In Million)														
CLASS CODE	AU ABBR.	PR CODE	PROGRAM NAME	EXPENDITURE					FINANCING			TOTAL	%	
				CURRENT	CAPITAL	LEND-ING	REPAY	TOTAL	RGOB	EXTERNAL				TOTAL
										GRANT	LOAN			
12.1			Road Transport Affairs and Services											
208.01	MoWHS	24	ROADS & BRIDGES SERVICES	201.648	1,625.924			1,827.572	1,053.803	559.691	214.079	773.770	1,827.572	11.42
209.01	MoIC	27	ROAD SAFETY & TRANS. SERVICES	21.170	23.283			44.454	39.751	4.703		4.703	44.454	0.28
401.01	CDA	24	ROADS & BRIDGES SERVICES											
401.03	BOG	24	ROADS & BRIDGES SERVICES		0.048			0.048	0.048				0.048	0.00
401.06	GTG	24	ROADS & BRIDGES SERVICES											
401.11	PLG	24	ROADS & BRIDGES SERVICES		0.089			0.089	0.089				0.089	0.00
401.12	BLG	24	ROADS & BRIDGES SERVICES		0.071			0.071	0.071				0.071	0.00
402.02	BJA	24	ROADS & BRIDGES SERVICES		0.004			0.004	0.004				0.004	0.00
402.04	SGH	24	ROADS & BRIDGES SERVICES		0.020			0.020	0.020				0.020	0.00
402.05	SGH	24	ROADS & BRIDGES SERVICES		0.059			0.059	0.059				0.059	0.00
402.06	UGH	24	ROADS & BRIDGES SERVICES		0.011			0.011	0.011				0.011	0.00
403.02	GWG:DOBSHA	24	ROADS & BRIDGES SERVICES		0.057			0.057	0.057				0.057	0.00
403.04	GWG:DOTEY	24	ROADS & BRIDGES SERVICES		0.100			0.100	0.100				0.100	0.00
403.05	GWG:HOREY	24	ROADS & BRIDGES SERVICES		0.130			0.130	0.130				0.130	0.00
403.06	LG	24	ROADS & BRIDGES SERVICES		0.050			0.050	0.050				0.050	0.00
403.07	LUNGYNI GEWOG	24	ROADS & BRIDGES SERVICES		0.075			0.075	0.075				0.075	0.00
403.08	NJ	24	ROADS & BRIDGES SERVICES		0.120			0.120	0.120				0.120	0.00
403.09	SHABA GEOG	24	ROADS & BRIDGES SERVICES		0.040			0.040	0.040				0.040	0.00
403.10	TG	24	ROADS & BRIDGES SERVICES		0.029			0.029	0.029				0.029	0.00
404.01	SD	24	ROADS & BRIDGES SERVICES		0.072			0.072	0.072				0.072	0.00
404.03	BIRU	24	ROADS & BRIDGES SERVICES		0.023			0.023	0.023				0.023	0.00
404.11	MAYONA	24	ROADS & BRIDGES SERVICES		0.022			0.022	0.022				0.022	0.00
405.10	PG	24	ROADS & BRIDGES SERVICES											
405.11	SG	24	ROADS & BRIDGES SERVICES		0.011			0.011	0.011				0.011	0.00
405.13	TG	24	ROADS & BRIDGES SERVICES											
406.01	DDA	24	ROADS & BRIDGES SERVICES											
406.02	DOR	24	ROADS & BRIDGES SERVICES		0.049			0.049	0.049				0.049	0.00
406.06	KAN	24	ROADS & BRIDGES SERVICES											
407.01	ADM	24	ROADS & BRIDGES SERVICES		0.029			0.029	0.029				0.029	0.00
407.02	CHHUBU GEO	24	ROADS & BRIDGES SERVICES		0.073			0.073	0.073				0.073	0.00
407.03	GOENSHARI	24	ROADS & BRIDGES SERVICES		0.008			0.008	0.008				0.008	0.00
407.07	SHEGENA GE	24	ROADS & BRIDGES SERVICES		0.037			0.037	0.037				0.037	0.00
408.01	WANGDUEPHO	24	ROADS & BRIDGES SERVICES											
408.06	GASETSHO G	24	ROADS & BRIDGES SERVICES											
408.09	NAHI	24	ROADS & BRIDGES SERVICES											

**Financial Statements of the Royal Government for the Year Ending 30th June, 2006**

EXPENDITURE SUMMARY BY IMF FUNCTIONAL CLASSIFICATION FOR THE FISCAL YEAR 2004-05														
CLASS CODE	AU ABBR.	PR CODE	PROGRAM NAME	EXPENDITURE					FINANCING				TOTAL	%
				CURRENT	CAPITAL	LEND-ING	REPAY	TOTAL	RGOB	EXTERNAL		TOTAL		
										GRANT	LOAN			
408.10	NYISHO	24	ROADS & BRIDGES SERVICES		0.099			0.099	0.099				0.099	0.00
408.13	RUEPISA	24	ROADS & BRIDGES SERVICES		-0.018			-0.018	-0.018				-0.018	0.00
408.15	ATHANG	24	ROADS & BRIDGES SERVICES		0.310			0.310	0.310				0.310	0.00
409.02	GWG:CHHOEK	24	ROADS & BRIDGES SERVICES		0.109			0.109	0.109				0.109	0.00
409.04	GWG:TANG	24	ROADS & BRIDGES SERVICES		0.009			0.009	0.009				0.009	0.00
409.05	GWG:URA	24	ROADS & BRIDGES SERVICES		0.213			0.213		0.213		0.213	0.213	0.00
410.05	DG	24	ROADS & BRIDGES SERVICES		0.105			0.105	0.105				0.105	0.00
410.06	DG	24	ROADS & BRIDGES SERVICES		0.003			0.003	0.003				0.003	0.00
410.08	HG	24	ROADS & BRIDGES SERVICES											
410.11	NG	24	ROADS & BRIDGES SERVICES		0.022			0.022	0.022				0.022	0.00
410.14	SIN G	24	ROADS & BRIDGES SERVICES		0.121			0.121	0.121				0.121	0.00
411.02	BG	24	ROADS & BRIDGES SERVICES		0.120			0.120	0.120				0.120	0.00
411.03	BG	24	ROADS & BRIDGES SERVICES		0.406			0.406		0.406		0.406	0.406	0.00
411.04	NG	24	ROADS & BRIDGES SERVICES		0.173			0.173	0.069	0.104		0.104	0.173	0.00
411.05	NG	24	ROADS & BRIDGES SERVICES		0.016			0.016	0.016				0.016	0.00
411.06	PG	24	ROADS & BRIDGES SERVICES		1.083			1.083	0.256	0.827		0.827	1.083	0.01
411.07	SG	24	ROADS & BRIDGES SERVICES											
411.08	TG	24	ROADS & BRIDGES SERVICES		0.256			0.256		0.256		0.256	0.256	0.00
411.09	GG	24	ROADS & BRIDGES SERVICES		0.158			0.158		0.158		0.158	0.158	0.00
412.03	GWG:KORPHU	24	ROADS & BRIDGES SERVICES											
412.06	GWG:TANGBI	24	ROADS & BRIDGES SERVICES		0.068			0.068	0.068				0.068	0.00
413.02	GGA	24	ROADS & BRIDGES SERVICES		0.907			0.907		0.907		0.907	0.907	0.01
413.03	JGA	24	ROADS & BRIDGES SERVICES		0.193			0.193		0.193		0.193	0.193	0.00
413.04	KHO-GA	24	ROADS & BRIDGES SERVICES		1.045			1.045	0.150	0.895		0.895	1.045	0.01
413.05	KUR-GA	24	ROADS & BRIDGES SERVICES		0.192			0.192		0.192		0.192	0.192	0.00
413.07	MIN GA	24	ROADS & BRIDGES SERVICES		0.299			0.299		0.299		0.299	0.299	0.00
413.08	MET GA	24	ROADS & BRIDGES SERVICES		0.027			0.027	0.027				0.027	0.00
413.09	TGA	24	ROADS & BRIDGES SERVICES		0.816			0.816		0.816		0.816	0.816	0.01
414.01	MONGAR	24	ROADS & BRIDGES SERVICES		0.130			0.130		0.130		0.130	0.130	0.00
414.06	DREPONG GE	24	ROADS & BRIDGES SERVICES		0.074			0.074	0.074				0.074	0.00
414.07	GONGDUE GE	24	ROADS & BRIDGES SERVICES											
414.10	MONGAR GEO	24	ROADS & BRIDGES SERVICES		0.014			0.014	0.014				0.014	0.00
414.12	SALENG GEO	24	ROADS & BRIDGES SERVICES		0.230			0.230	0.230				0.230	0.00
414.13	SHERIMUNG	24	ROADS & BRIDGES SERVICES		0.295			0.295	0.295				0.295	0.00
414.16	TSAKALING	24	ROADS & BRIDGES SERVICES											
415.01	DZ.ADMN	24	ROADS & BRIDGES SERVICES		0.013			0.013	0.013				0.013	0.00

**Financial Statements of the Royal Government for the Year Ending 30th June, 2006**

EXPENDITURE SUMMARY BY IMF FUNCTIONAL CLASSIFICATION FOR THE FISCAL YEAR 2004-05														
CLASS CODE	AU ABBR.	PR CODE	PROGRAM NAME	EXPENDITURE					FINANCING				TOTAL	%
				CURRENT	CAPITAL	LEND-ING	REPAY	TOTAL	RGOB	EXTERNAL		TOTAL		
										GRANT	LOAN			
415.02	PEMAGATSHEL	24	ROADS & BRIDGES SERVICES		0.024			0.024	0.024				0.024	0.00
415.04	PEMAGATSHEL	24	ROADS & BRIDGES SERVICES		0.300			0.300	0.300				0.300	0.00
415.05	Pemagatshe	24	ROADS & BRIDGES SERVICES		0.100			0.100	0.100				0.100	0.00
415.06	Pemagatshe	24	ROADS & BRIDGES SERVICES		0.050			0.050		0.050		0.050	0.050	0.00
415.07	Pemagatshe	24	ROADS & BRIDGES SERVICES		0.853			0.853		0.853		0.853	0.853	0.01
416.01	DASJ	24	ROADS & BRIDGES SERVICES		0.127			0.127	0.127				0.127	0.00
416.05	GG	24	ROADS & BRIDGES SERVICES		0.093			0.093	0.093				0.093	0.00
416.07	LAURI	24	ROADS & BRIDGES SERVICES		0.063			0.063	0.063				0.063	0.00
416.08	MG	24	ROADS & BRIDGES SERVICES		0.393			0.393	0.393				0.393	0.00
416.10	OG	24	ROADS & BRIDGES SERVICES		0.100			0.100	0.100				0.100	0.00
417.01	DAT	24	ROADS & BRIDGES SERVICES		0.152			0.152	0.152				0.152	0.00
417.04	KANGLUNG	24	ROADS & BRIDGES SERVICES		0.465			0.465		0.465		0.465	0.465	0.00
417.05	KANGPARA	24	ROADS & BRIDGES SERVICES		0.172			0.172	0.172				0.172	0.00
417.06	KHALING	24	ROADS & BRIDGES SERVICES		0.135			0.135	0.135				0.135	0.00
417.07	LUMANG	24	ROADS & BRIDGES SERVICES		0.078			0.078	0.078				0.078	0.00
417.08	MERAK	24	ROADS & BRIDGES SERVICES		0.041			0.041	0.041				0.041	0.00
417.09	NANONG	24	ROADS & BRIDGES SERVICES		0.822			0.822	0.022	0.800		0.800	0.822	0.01
417.10	PHONGMEY	24	ROADS & BRIDGES SERVICES		0.050			0.050	0.050				0.050	0.00
417.11	RADHI	24	ROADS & BRIDGES SERVICES		0.061			0.061	0.061				0.061	0.00
417.12	SAKTEN	24	ROADS & BRIDGES SERVICES		0.096			0.096	0.096				0.096	0.00
417.13	SAMKHAR	24	ROADS & BRIDGES SERVICES		0.326			0.326	0.021	0.305		0.305	0.326	0.00
417.14	SHONGPHU	24	ROADS & BRIDGES SERVICES		0.315			0.315		0.315		0.315	0.315	0.00
417.15	THRIMSHING	24	ROADS & BRIDGES SERVICES		0.176			0.176	0.176				0.176	0.00
418.01	DZ:THIMPHU	24	ROADS & BRIDGES SERVICES											
418.04	GWG:DAGALA	24	ROADS & BRIDGES SERVICES		0.031			0.031	0.031				0.031	0.00
418.05	GWG:GAYNEY	24	ROADS & BRIDGES SERVICES		0.014			0.014	0.014				0.014	0.00
418.07	GWG:LINGSH	24	ROADS & BRIDGES SERVICES											
418.09	GWG:NARO	24	ROADS & BRIDGES SERVICES		0.102			0.102	0.102				0.102	0.00
418.10	GWG:SOE	24	ROADS & BRIDGES SERVICES		0.118			0.118	0.118				0.118	0.00
418.12	GWG:TOEBI	24	ROADS & BRIDGES SERVICES											
419.01	GADZONG	24	ROADS & BRIDGES SERVICES											
419.02	KHAME	24	ROADS & BRIDGES SERVICES											
419.03	KHATOE	24	ROADS & BRIDGES SERVICES		0.158			0.158	0.011	0.147		0.147	0.158	0.00
419.04	LAYA	24	ROADS & BRIDGES SERVICES		1.061			1.061		1.061		1.061	1.061	0.01
419.05	LUNANA	24	ROADS & BRIDGES SERVICES		0.682			0.682		0.682		0.682	0.682	0.00
420.01	DA-YANGTSE	24	ROADS & BRIDGES SERVICES		0.111			0.111	0.111				0.111	0.00

**Financial Statements of the Royal Government for the Year Ending 30th June, 2006**

<b>EXPENDITURE SUMMARY BY IMF FUNCTIONAL CLASSIFICATION FOR THE FISCAL YEAR 2004-05</b>														
CLASS CODE	AU ABBR.	PR CODE	PROGRAM NAME	EXPENDITURE					FINANCING				TOTAL	%
				CURRENT	CAPITAL	LEND-ING	REPAY	TOTAL	RGOB	EXTERNAL		TOTAL		
										GRANT	LOAN			
420.02	GWG: BUMDE	24	ROADS & BRIDGES SERVICES		4.024			4.024	4.024				4.024	0.03
420.03	GWG: JAMKH	24	ROADS & BRIDGES SERVICES		0.135			0.135	0.135				0.135	0.00
420.04	GWG: KHAMD	24	ROADS & BRIDGES SERVICES		0.015			0.015	0.015				0.015	0.00
420.08	GWG: YALLA	24	ROADS & BRIDGES SERVICES											
420.09	GWG: YANGT	24	ROADS & BRIDGES SERVICES		2.045			2.045	2.045				2.045	0.01
				<b>222.818</b>	<b>1,671.409</b>	<b>0.000</b>	<b>0.000</b>	<b>1,894.227</b>	<b>1,105.681</b>	<b>574.467</b>	<b>214.079</b>	<b>788.546</b>	<b>1,894.227</b>	11.83
12.4			Air Transport Affairs and Services											
209.01	MoIC	25	CIVIL AVIATION SERVICES	37.566	168.629			206.195	127.580	78.614		78.614	206.195	1.29
				<b>37.566</b>	<b>168.629</b>	<b>0.000</b>	<b>0.000</b>	<b>206.195</b>	<b>127.580</b>	<b>78.614</b>	<b>0.000</b>	<b>78.614</b>	<b>206.195</b>	1.29
				<b>260.384</b>	<b>1,840.038</b>			<b>2,100.422</b>	<b>1,233.261</b>	<b>653.081</b>	<b>214.079</b>	<b>867.161</b>	<b>2,100.422</b>	13.12
13			Other Economic Affairs and Services											
13.2			Tourism Affairs and Services											
206.01	MTI SECT	23	TOURISM SERVICES	20.008	24.298			44.305	33.933	10.372		10.372	44.305	0.28
				<b>20.008</b>	<b>24.298</b>	<b>0.000</b>	<b>0.000</b>	<b>44.305</b>	<b>33.933</b>	<b>10.372</b>	<b>0.000</b>	<b>10.372</b>	<b>44.305</b>	0.28
13.5			General Labor Affairs and Services											
212.01	MoLHR	40	LABOUR SERVICES	3.880	9.692			13.572	4.583	8.989		8.989	13.572	0.08
				<b>3.880</b>	<b>9.692</b>	<b>0.000</b>	<b>0.000</b>	<b>13.572</b>	<b>4.583</b>	<b>8.989</b>	<b>0.000</b>	<b>8.989</b>	<b>13.572</b>	0.08
13.6			Other Economic Affairs and Services n.e.c.											
206.01	MTI SECT	19	TRADE SERVICES	9.915	8.262			18.176	17.661	0.515		0.515	18.176	0.11
				<b>9.915</b>	<b>8.262</b>	<b>0.000</b>	<b>0.000</b>	<b>18.176</b>	<b>17.661</b>	<b>0.515</b>	<b>0.000</b>	<b>0.515</b>	<b>18.176</b>	0.11
				<b>33.803</b>	<b>42.251</b>			<b>76.054</b>	<b>56.178</b>	<b>19.876</b>		<b>19.876</b>	<b>76.054</b>	0.48
			<b>TOTAL</b>	<b>6,630.204</b>	<b>6,684.425</b>	<b>40.359</b>	<b>2,651.448</b>	<b>16,006.436</b>	<b>12,011.861</b>	<b>3,363.812</b>	<b>630.763</b>	<b>3,994.575</b>	<b>16,006.436</b>	<b>100.00</b>

<b>RELEASES AGAINST UNENCASHED CHEQUES OF THE FISCAL YEAR 2004-05</b>		
<b>ACCOUNT NUMBER</b>	<b>AC TYPE</b>	<b>AMOUNT (Nu. In Million)</b>
103.01/01	LC	0.004
106.01/01/001/1626	PLC	0.005
106.01/013	LC	0.007
106.01/018	LC	0.004
109.01/01	LC	0.019
109.01/01/002/1587	PLC	0.017
121.01/33/003	LC	0.033
121.01/46/006	LC	0.006
201.01/03	LC	0.014
201.01/07	LC	0.004
202.01/01	LC	0.192
202.01/10	LC	0.031
202.01/11	LC	1.101
203.01/01	LC	0.110
205.01/01	LC	0.016
205.01/01/009/002	PLC	0.004
205.01/01/009/006	PLC	0.002
205.01/16/005/001	PLC	0.006
205.01/17/002/002	LC	0.013
205.01/18/002/002	LC	0.009
205.01/18/002/004	LC	0.013
205.01/18/002/018	LC	0.002
205.01/18/005/002/1841	PLC	0.023
205.01/29/003/001	LC	0.002
205.01/29/003/006	PLC	0.011
208.01/01/004	LC	0.006
208.01/24	LC	0.003
208.01/24/005	LC	0.031
208.01/24/006	LC	0.002
208.01/24/007	LC	0.005
208.01/26	LC	0.001
208.01/26/007/1787	PLC	0.027
209.01/25	LC	0.010
210.01/30/004/1900	PLC	0.004
210.01/31/004/0448	PLC	0.010
212.01/01	LC	0.031
212.01/32/009	LC	0.001

<b>RELEASES AGAINST UNENCASHED CHEQUES OF THE FISCAL YEAR 2004-05</b>		
<b>ACCOUNT NUMBER</b>	<b>AC TYPE</b>	<b>AMOUNT (Nu. In Million)</b>
212.01/40	LC	0.008
212.01/40/1540	PLC	0.015
212.01/41	LC	0.009
401.01	LC	0.026
402.06	LC	0.022
403.01	LC	0.016
403.10	LC	0.026
404.01	LC	0.018
404.06	LC	0.700
404.14	LC	0.000
404.17	LC	0.010
405.01	LC	0.009
405.08	LC	0.020
406.01	LC	0.078
406.02	LC	0.244
406.05	LC	0.052
407.01	LC	0.014
408.01	LC	0.045
408.16	LC	0.002
409.01	LC	0.148
409.04	LC	0.122
410.01	LC	1.781
411.01	LC	0.008
413.05	LC	0.087
413.09	LC	0.013
415.05	LC	0.001
415.06	LC	0.107
415.07	LC	0.072
417.01	LC	0.183
417.10	LC	0.004
417.11	LC	0.016
418.01/16/1122	PLC	0.039
418.06	LC	0.001
418.10	LC	0.003
419.01	LC	0.025
<b>TOTAL</b>		<b>5.707</b>



**Financial Statements of the Royal Government for the Year Ending 30th June, 2006**

<b>SCHEDULE OF OPENING AND CLOSING CASH BALANCES FOR THE FISCAL YEAR 2005-2006</b>				
Amount in Nu.				
<b>Account Number</b>	<b>A/C Type</b>	<b>Operating Unit</b>	<b>Opening Balance</b>	<b>Closing Balance</b>
104.01/01	LC	Central Monastic Secretariat, Thimphu	0.427	0.328
104.01/01/001	PLC	Religion & Health Project, Central Monastic Secretaria	0.022	0.026
106.01/001	LC	High Court, Thimphu	0.013	0.069
106.01/009	LC	District Court, Chhukha	0.000	
106.01/012	LC	District Court, Mongar	0.049	0.002
106.01/013	LC	District Court, Ha		0.007
106.01/017	LC	District Court, Lhuentse		0.022
106.01/019	LC	District Court, Bumthang	0.047	0.047
106.01/020	LC	District Court, Gasa	0.291	0.041
106.01/021	LC	District Court, Trashy Yangtse		0.004
106.01/024	LC	Dungkhag Court, Gelephu	0.052	
108.01/01/003	LC	Regional Royal Audit Authority (Central), Bumthang	0.006	0.008
109.01/01/002/1587	PLC	Good Governance & Public Admin. Reform, RCSC		0.057
109.01/01/002/1648	PLC	Sustainable HRD Project, RCSC	0.036	0.074
111.01/01	LC	Bhutan Olympic Committee, Thimphu		0.004
114.01/01/001	LC	EXPO-2005, NEC, Thimphu	0.200	
114.01/01/001/0862	PLC	Green-House Gas Project, NEC, Thimphu	0.264	0.016
115.01/01	LC	Royal Institute of Management, Semtokha	0.000	0.014
115.01/01/1588	PLC	Institutional Strengthening of RIM (Danida Phase II)	0.003	0.012
116.01/01	LC	Centre for Bhutan Studies, Thimphu	0.002	0.353
120.01/01	LC	Office of Legal Affairs, Thimphu	0.108	0.004
120.01/01/001/1.03	LC	Drafting the Constitution of the Kingdom, OLA	0.693	1.021
120.01/01/1589	PLC	Office of Legal Affairs	0.336	0.079
120.01/01/1932	PLC	Support to Constitutional Process		0.148
121.01/01	LC	Royal University of Bhutan , Thimphu	0.011	0.014
121.01/33/003	LC	Royal Bhutan Institute of Technology, Rinchening	0.000	0.164
121.01/33/004	PLC	Natural Resources Training Institute, Lobesa	0.475	0.569
121.01/46/005	LC	National Institute of Education, Paro	0.015	0.006
123.01/01	LC	Anti Corruption Commission		0.070
124.01/01	LC	Election Commissioner Office, Thimphu		0.004
201.01/01	LC	Ministry of Home and Cultural Affairs, Thimphu	0.312	0.001
201.01/01/002/002.00	LC	Ministry of Home and Cultural Affairs, Thimphu	0.000	
201.01/03	LC	Royal Bhutan Police, (HQ)	0.033	0.004
201.01/07	LC	Department of Immigration & Census, MoHCA	0.034	0.002
201.01/07/001/009	LC	Population and Housing Census	1.134	
201.01/45	LC	Department of Culture, MoHCA, Thimphu	0.120	0.054
201.01/45/1877	PLC	Semtokha Dzong Restoration Project, Dept. of Culture		0.017
202.01/01	LC	Ministry of Finance Secretariat, Thimphu	0.198	0.201
202.01/08	LC	Department of Budget and Accounts, Ministry of Finance		0.000
202.01/09	LC	Department of Revenue and Customs, Ministry of Finance		0.048
202.01/09/003	LC	Regional Revenue & Customs Office, P/ling	0.013	0.009
202.01/09/004	LC	Regional Revenue & Customs Office, Samtse	0.029	0.015
202.01/09/005	LC	Regional Revenue & Customs, Gelephu	0.041	
202.01/10/002/0789	PLC	SDS-Operational Budget, SDS, Thimphu	0.026	0.000
202.01/12	LC	Department of National Properties, MOF, Thimphu	0.001	0.006
202.01/12/01	LC	Department of National Properties (D/Works), MOF	0.021	0.010
203.01/01	LC	Ministry of Foreign Affairs, Thimphu	0.123	0.034
203.01/13/01/001.00	LC	PMB, New York, Ministry of Foreign Affairs, Thimphu	1.086	0.195
203.01/13/01/002.00	LC	PMB, Geneva, Ministry of Foreign Affairs, Thimphu	0.993	3.566

**Financial Statements of the Royal Government for the Year Ending 30th June, 2006**

<b>SCHEDULE OF OPENING AND CLOSING CASH BALANCES FOR THE FISCAL YEAR 2005-2006</b>				
Amount in Nu.				
<b>Account Number</b>	<b>A/C Type</b>	<b>Operating Unit</b>	<b>Opening Balance</b>	<b>Closing Balance</b>
203.01/13/02/001.00	LC	RBE, New Delhi, Ministry of Foreign Affairs, Thimphu	0.174	0.685
203.01/13/02/002.00	LC	RBE, Dhaka, Ministry of Foreign Affairs, Thimphu	1.458	2.528
203.01/13/02/003.00	LC	RBE Kuwait, Ministry of Foreign Affairs, Thimphu	0.664	0.233
203.01/13/02/004.00	LC	RBE, Bangkok, Ministry of Foreign Affairs, Thimphu	0.397	0.794
205.01/01	LC	Ministry of Agriculture Secretariat, Thimphu	0.010	0.000
205.01/01/001/006.01/1785	PLC	Decentralised Natural Resources Mgt. (DNRM-EUSPS)	0.045	0.045
205.01/01/001/006/1698	PLC	Rural Development Training Centre, Lobesa	0.253	0.069
205.01/01/002/001	LC	National Biodiversity Centre, Serbithang	0.001	0.007
205.01/01/002/003/1252	PLC	National Bio-diversity Centre, Serbithang	0.004	
205.01/01/002/004/1165	PLC	National Bio-diversity Centre, Serbithang	0.025	
205.01/01/002/005/1337	PLC	On Farm PGR Conser. (BUCAP), Serbithang.	0.007	0.026
205.01/01/003/1964	PLC	The Project Facilitation Office, Khangma, Trashigang		0.143
205.01/01/004/001	LC	Wang Watershed Management Project, Paro.	0.003	0.017
205.01/01/004/001/1122	PLC	Wang Watershed Management Project, Paro	0.016	0.167
205.01/01/008	PLC	East Central Region-Agri. Dev. Project, Zhemgang	0.038	0.024
205.01/01/009/001	PLC	Project Facilitation Office, Khangma	0.277	0.140
205.01/01/009/004	PLC	Lhuentse Dzongkhag RNR Sector		0.057
205.01/01/009/010	PLC	Samdrup Jongkhar Dzongkhag RNR Sector	0.000	0.012
205.01/01/009/015	PLC	Regional Mithun Breeding Farm, Arong	0.262	0.190
205.01/01/009/017	PLC	National Nublang Farm, Trashiyangphu	0.248	0.543
205.01/01/009/018/1731	PLC	RNR Research System-III, RNRRC, Wengkhari	0.004	0.004
205.01/01/011/1785	PLC	Decentralised Natural Resources Mgt.(DNRM-EUSPS)	0.045	0.022
205.01/06	LC	Survey & Land Records, MoA, Thimphu.	0.174	0.036
205.01/16	LC	Department of Agriculture, MOA, Thimphu	0.001	0.083
205.01/16/002/001	LC	Agriculture Machinery Centre, Paro	0.132	0.166
205.01/16/003/001	LC	Integrated Pest Management Project, Semtokha	0.049	
205.01/16/005/001	LC	Central Machinery Unit, MOA, Bumthang		0.000
205.01/17	LC	Department of Livestock, MOA, Thimphu	0.083	0.142
205.01/17/001/005	LC	Livestock Central Store, Phuntsholing	0.015	0.099
205.01/17/002/001	LC	National Jersey Breeding Farm, Samtse		0.204
205.01/17/002/005	LC	Regional Poultry Breeding Centre, Paro	0.000	0.000
205.01/17/002/006	LC	Regional Mithun Breeding Farm, Zhemgang	0.112	0.801
205.01/17/002/007	LC	Feed & Fodder Development Programme, Bumthang	0.007	0.003
205.01/17/002/008	LC	National Livestock Breeding Programme, W/ataba	0.004	0.021
205.01/17/002/009	LC	Horse & Brown Swiss Cross Breeding Program, Bumthang	0.070	0.029
205.01/17/002/010	LC	Regional Poultry & Pig Breeding Centre	0.175	0.426
205.01/17/002/012	LC	Cold Water Fish Culture Centre (CW FCC), Haa		0.002
205.01/17/003/001	LC	Royal Vety. Epidemiology Centre, Serbithang	0.006	0.002
205.01/17/003/005	LC	Regional Veterinary Laboratory, Khaling		0.415
205.01/17/003/007	LC	Regional Veterinary Laboratory Gelephu	0.000	0.032
205.01/18	LC	Department of Forest, MOA, Thimphu	0.000	0.086
205.01/18/001/003	LC	Forest Resources Dev. Division, Thimphu	0.007	0.022
205.01/18/002/001	LC	Divisional Forest Office, Bumthang		0.001
205.01/18/002/004	LC	Forestry Services Division, Sarpang	0.090	0.001
205.01/18/002/008	LC	Divisional Forest Office, Paro	0.006	
205.01/18/002/011	LC	Divisional Forest Office, Samtse	0.000	0.134
205.01/18/002/012	LC	Divisional Forest Office, Zhemgang	0.318	0.078
205.01/18/002/017	LC	Divisional Forest Office, Wangdue Phodrang	0.001	0.123
205.01/18/002/018	LC	Divisional Forest Office, Gedu	0.004	0.062

**Financial Statements of the Royal Government for the Year Ending 30th June, 2006**

<b>SCHEDULE OF OPENING AND CLOSING CASH BALANCES FOR THE FISCAL YEAR 2005-2006</b>				
Amount in Nu.				
<b>Account Number</b>	<b>A/C Type</b>	<b>Operating Unit</b>	<b>Opening Balance</b>	<b>Closing Balance</b>
205.01/18/004/002	LC	Royal Manas National Park, Gelephu	0.223	0.673
205.01/18/004/002/1273	PLC	Royal Manas National Park, Gelephu	0.000	0.017
205.01/18/004/004	LC	Jigme Singye Wangchuk National Park, Trongsa		0.019
205.01/18/004/004.06/1728	PLC	Bio-diversity Conservation Project-II, JSWNP		0.001
205.01/18/004/005	LC	Jigme Dorji National Park, Gasa	0.662	0.819
205.01/18/004/005.03/1728	PLC	Bio-diversity Conservation Project-II, JDNP	0.038	0.064
205.01/18/004/008	LC	Thrumshingla National Park, Ura, Bumthang	0.087	
205.01/18/004/009.06/1728	PLC	Bio-diversity Conservation Project-II, NCD	0.030	0.000
205.01/18/004/010	LC	Sakten Wildlife Sanctuary, Trashigang	0.059	
205.01/18/005/001	LC	Bhutan Forestry Institute, Taba	0.001	
205.01/29	LC	Council of RNR Research of Bhutan (CoRRB)	0.013	0.005
205.01/29/001/1731	PLC	Bhutan RNR Research System-III, MoA	0.010	0.011
205.01/29/002/002	LC	S/tainable Soil Fert/ Plant Nutrient Mgt. Project, Semtokha	0.145	0.209
205.01/29/002/1765	PLC	Sustainable Land Mgt. Project, NSSC, Semtokha	0.032	0.003
205.01/29/003/001	LC	RNR-Research Centre, Bajo	0.272	0.167
205.01/29/003/001/1731	PLC	RNR-RC, Bajo	0.014	0.353
205.01/29/003/002	LC	RNR-Research Centre, Yusipang	1.112	0.931
205.01/29/003/002/1095	PLC	RNR-Research Centre, Yusipang (Helvetas)	0.351	1.137
205.01/29/003/003	LC	RNR-Research Centre, Jakar, Bumthang	0.005	0.014
205.01/29/003/003/1095	PLC	RNR-Research Centre, Jakar, Bumthang	0.001	
205.01/29/003/003/1142	PLC	RNR-Research Centre, Jakar, Bumthang	0.010	
205.01/29/003/006	PLC	RNR-RC, Wengkhar, Mongar	0.140	0.007
205.01/29/003/006/1731	PLC	RNR-RC, Wengkhar - (RNR Research System-III)	0.004	0.002
206.01/01/001/006.00/1504	PLC	Rural Enterprise Development Programme, MTI		0.000
206.01/01/002/004.00	LC	Regional Trade & Industry Office, MTI, Gelephu		0.034
206.01/01/002/005.00	LC	Regional Trade & Industry Office, MTI, Samdrup Jongkhar	0.070	0.063
206.01/20/001/006.00/1541	PLC	Slope Stability & Environmental Analysis, MTI, Thimphu	0.008	0.000
206.01/20/1	LC	Dept. of Geology & Mines (Deposit Works), MTI	0.052	0.063
206.01/21	LC	Department of Energy, Ministry of Trade & Industry	0.001	0.212
206.01/23/002	LC	Hotel & Tourism Mgt. Training Institute - Const. Project	0.056	0.000
208.01/01	LC	Secretariat, Ministry of Works & Human Settlement	0.011	0.051
208.01/24	LC	Department of Roads, Thimphu	0.110	0.391
208.01/24/001/011.00/1577	PLC	Environment Friendly Road Construction (EFRC), DORu	0.006	0.002
208.01/24/001/6.00/1296	PLC	Roads Improvement Project, DOR-HQ), Thimphu		0.086
208.01/24/002	LC	Field Roads Maintenance Division, DOR, Trongsa	0.017	0.009
208.01/24/003	LC	Field Roads Maintenance Division, DOR, Lobesa	0.001	0.044
208.01/24/004	LC	Field Roads Maintenance Division, DOR, Lingmithang		0.009
208.01/24/005	LC	Field Roads Maintenance Division, DOR, Thimphu		0.000
208.01/24/005/01	LC	Field Roads Maint. Division, DOR, Thimphu (D/Works)		2.176
208.01/24/007	LC	Field Roads Maintenance Division, DOR, Sarpang	0.042	0.048
208.01/24/01	LC	Department of Roads, HQ, Thimphu (D/Works)	0.015	
208.01/26	LC	Department of Urban Development & Housing, MOWHS	0.063	0.036
208.01/26/004/4.00/1246	PLC	Urban Development Project (W/Bank), Trongsa	0.722	0.000
208.01/26/004/6.00/1246	PLC	Urban Development Project, Trashi Yangtse (W/Bank)		0.491
208.01/26/005/1164	PLC	Urban Infrastructure Improvement Project, DUDH	0.002	0.000
208.01/26/007/1787	PLC	EUSPS, DUDH	0.000	0.011
208.01/26/008/1788(Samtse)	PLC	EUSPS-Samtse	0.023	0.023
208.01/26/009/1562	PLC	Suspension Bridge Program-Phase-V, DOR, Thimphu		0.001
209.01/25	LC	Department of Civil Aviation	2.407	0.328

**Financial Statements of the Royal Government for the Year Ending 30th June, 2006**

<b>SCHEDULE OF OPENING AND CLOSING CASH BALANCES FOR THE FISCAL YEAR 2005-2006</b>				
Amount in Nu.				
<b>Account Number</b>	<b>A/C Type</b>	<b>Operating Unit</b>	<b>Opening Balance</b>	<b>Closing Balance</b>
210.01/01	LC	Ministry of Health Secretariat, Thimphu	0.011	0.299
210.01/01(IA)	PLC	International Assistance, Ministry of Health, Thimphu	0.003	0.016
210.01/01(UNFPA)	PLC	UNFPA Project, Ministry of Health, Thimphu		0.031
210.01/01(UNICEF)	PLC	UNICEF Assisted Projects, Ministry of Health, Thimphu		0.004
210.01/01/004/1760	PLC	PMU, Support to Women's Empowerment, MoH	0.008	0.000
210.01/01/1794	PLC	HIV/AIDS & STI Prevention & Control Project, MoH	0.009	0.051
210.01/30	LC	Department of Public Health Services, MoH, Thimphu		0.102
210.01/30/002/1901	PLC	TB Control Programme, MoH, Thimphu	0.000	
210.01/30/004/1900	PLC	Enhanced Malaria Control Project, Gelephu		0.098
210.01/30/006	LC	RWSS Central Stores, Phuentsholing		0.011
210.01/30/006/002	LC	Malaria Eradication Program, Gelephu	0.197	0.156
210.01/31	LC	Department of Medical Services, MoH, Thimphu		0.012
210.01/31/002/005	LC	Regional Referral Hospital, Mongar	0.097	0.004
210.01/31/003/002	LC	Medical Supply Depot, Phuentsholing	0.004	
211.01/01	LC	Ministry of Education Secretariat, Thimphu	0.000	
211.01/01(IA)	PLC	International Assistance, Ministry of Education, Thimphu		0.054
211.01/01(UNICEF)	PLC	UNICEF Assisted Project, Ministry of Education, Thimphu	0.007	0.004
211.01/01/1072	PLC	Second Edu. Project (IDA Loan), Ministry of Education	0.144	0.548
211.01/01/1079	PLC	Population Education Activities, Ministry of Education	0.000	0.000
211.01/1693	PLC	Education Development Project, Ministry of Education	0.006	0.240
211.01/1708	PLC	Education Sector Programme Support	0.055	0.000
211.01/33	LC	Department of Adult & Higher Education, MoE, Thimphu	0.035	
211.01/33/002(UG-HRD)	PLC	Scholarship Division, Dept. of Adult & Higher Education	0.076	0.070
211.01/34	LC	Department of School Education, MoE, Thimphu		0.001
211.01/34/001/CAPSD	LC	CAPSD, Paro	0.015	0.012
211.01/34/002/1761	PLC	Support to Teacher Education, MoE, Thimphu	0.003	0.007
211.01/35	LC	Department of Youth, Culture & Sports, MoE, Thimphu	0.043	0.028
211.01/35/005	LC	Games and Sports Division, DYCS, MOE,		0.001
211.01/37	LC	Dzongkha Development Authority, MOE, Thimphu		0.001
212.01/01	LC	Ministry of Labour & Human Resources Secretariat	0.005	0.000
212.01/32	LC	Department of Human Resources, Thimphu	0.030	0.007
212.01/32/004	LC	Vocational Training Institute, Samthang	0.008	0.713
212.01/32/007	LC	Construction Training Centre, Thimphu.	0.427	
212.01/32/008	LC	Vocational Training Institute, Rangjung, Trashigang	0.062	
212.01/32/009	LC	Vocational Training Institute, Khuruthang, Punakha	0.046	0.023
212.01/32/1375	PLC	Basic Skills Dev. Project, Department of Human Resources	0.003	0.004
212.01/38	LC	Bhutan Vocational Qualification Authority, Thimphu	0.008	0.006
212.01/40	LC	Department of Labour, MoLHR	0.032	0.146
212.01/40/1540	PLC	Department of Labour, MoLHR, Thimphu	0.146	
212.01/41	LC	Department of Employment, MoLHR	0.033	0.060
401.01	LC	Dzongkhag Administration, Chhukha	1.108	1.956
401.01/01/003.01	LC	Dzong Construction Project, Chhukha	0.006	0.002
401.01/16/1122	PLC	Dzongkhag Administration, Chhukha	0.366	0.207
401.02	LC	Balujoro Geog, Dzongkhag Administration, Chhukha		0.000
401.07	LC	Dala Geog, Chhukha Dzongkhag		0.167
401.09	LC	Jabcho Geog, Chhukha Dzongkhag		0.000
401.10	LC	Lokchina Geog, Chhukha Dzongkhag		0.001
401.12	LC	Phuentsholing Geog, Chhukha Dzongkhag		0.000
403.01/16/1122	PLC	WWMP, Dzongkhag Administration, Paro		0.054

**Financial Statements of the Royal Government for the Year Ending 30th June, 2006**

<b>SCHEDULE OF OPENING AND CLOSING CASH BALANCES FOR THE FISCAL YEAR 2005-2006</b>				
Amount in Nu.				
<b>Account Number</b>	<b>A/C Type</b>	<b>Operating Unit</b>	<b>Opening Balance</b>	<b>Closing Balance</b>
404.01	LC	Dzongkhag Administration, Samtse.	0.426	0.956
404.02	LC	Bara Geog, Samtse Dzongkhag		0.000
404.03	LC	Biru Geog, Samtse Dzongkhag	0.002	0.012
404.04	LC	Charghare Geog, Samtse Dzongkhag	0.005	0.005
404.05	LC	Chengmari Geog, Samtse Dzongkhag	0.007	
404.06	LC	Denchukha Geog, Samtse Dzongkhag	0.000	0.001
404.07	LC	Dorokha Geog, Samtse Dzongkhag	0.003	0.000
404.08	LC	Dumtoe Geog, Samtse Dzongkhag		0.011
404.09	LC	Ghumauney Geog, Samtse Dzongkhag		0.000
404.10	LC	Lhahareni Geog, Samtse Dzongkhag	0.000	
404.11	LC	Mayona Geog, Samtse Dzongkhag		0.004
404.12	LC	Nainital Geog, Samtse Dzongkhag	0.000	
404.13	LC	Pagli Geog, Samtse Dzongkhag	0.005	0.000
404.14	LC	Samtse Geog, Samtse Dzongkhag	0.011	0.000
404.15	LC	Sibusu Geog, Samtse Dzongkhag	0.014	
404.16	LC	Tading Geog, Samtse Dzongkhag		0.035
404.17	LC	Tendu Geog, Samtse Dzongkhag	0.004	0.000
406.01	LC	Dzongkhag Administration, Dagana	3.332	0.013
406.03	LC	Drujeygang Geog, Dagana Dzongkhag	0.020	
406.04	LC	Gesarling Geog, Dagana Dzongkhag	0.035	0.000
406.05	LC	Goshi Geog, Dagana Dzongkhag	0.009	
406.06	LC	Kana Geog, Dagana Dzongkhag	0.534	0.000
406.07	LC	Khebebisa Geog, Dagana Dzongkhag	0.299	
406.08	LC	Lajab Geog, Dagana Dzongkhag	0.642	
406.09	LC	Tashiding Geog, Dagana Dzongkhag	0.049	
406.10	LC	Tshendayang Geog, Dagana Dzongkhag		0.003
406.11	LC	Tshangkha Geog, Dagana Dzongkhag	0.170	0.005
406.12	LC	Tseza Geog, Dagana Dzongkhag	0.122	
407.01	LC	Dzongkhag Administration, Punakha		0.127
407.08	LC	Talo Geog, Punakha Dzongkhag	0.101	
409.01	LC	Dzongkhag Administration, Bumthang		0.033
410.01	LC	Dzongkhag Administration, Sarpang.	0.004	0.251
410.02	LC	Bhur Geog, Sarpang Dzongkhag	0.002	0.007
410.04	LC	Dekiling Geog, Sarpang Dzongkhag		0.006
410.07	LC	Gelephu Geog, Sarpang Dzongkhag		0.001
410.08	LC	Hilley Geog, Sarpang Dzongkhag		0.003
410.09	LC	Jigmechoeling Geog, Sarpang Dzongkhag		0.052
410.10	LC	Lhamayzingkha Gewog, Sarpang Dzongkhag		0.019
410.11	LC	Nichula Geog, Sarpang Dzongkhag		0.001
410.13	LC	Sershong Geog, Sarpang Dzongkhag		0.002
410.14	LC	Singhi Geog, Sarpang Dzongkhag	0.030	0.004
410.16	LC	Umling Gewog, Sarpang Dzongkhag		0.001
412.01	LC	Dzongkhag Administration, Trongsa		0.086
413.01	LC	Dzongkhag Administration, Lhuentse.	0.016	
413.02	LC	Gangzur Geog, Lhuentse Dzongkhag	0.063	0.020
413.03	LC	Jarey Geog, Lhuentse Dzongkhag	0.298	0.061
413.04	LC	Khoma Geog, Lhuentse Dzongkhag	0.113	0.161
413.05	LC	Kurtoe Geog, Lhuentse Dzongkhag	0.045	0.007
413.06	LC	Minjay Geog, Lhuentse Dzongkhag	0.253	0.039

**Financial Statements of the Royal Government for the Year Ending 30th June, 2006**

<b>SCHEDULE OF OPENING AND CLOSING CASH BALANCES FOR THE FISCAL YEAR 2005-2006</b>				
Amount in Nu.				
<b>Account Number</b>	<b>A/C Type</b>	<b>Operating Unit</b>	<b>Opening Balance</b>	<b>Closing Balance</b>
413.07	LC	Menbi Geog, Lhuentse Dzongkhag	0.042	0.189
413.08	LC	Metsho Geog, Lhuentse Dzongkhag	0.071	
413.09	LC	Tshenkhar Geog, Lhuentse Dzongkhag	0.031	0.055
414.01	LC	Dzongkhag Administration, Mongar		0.001
416.01	LC	Dzongkhag Administration, Samdrup Jongkhar.	0.161	
417.02	LC	Bartsham Geog, Trashigang Dzongkhag	0.000	
417.03	LC	Bidung Geog, Trashigang Dzongkhag	0.015	
417.04	LC	Kanglung Geog, Trashigang Dzongkhag	0.030	
417.05	LC	Kangpara Geog, Trashigang Dzongkhag	0.116	
417.06	LC	Khaling Geog, Trashigang Dzongkhag	0.006	
417.07	LC	Lumang Geog, Trashigang Dzongkhag	0.059	
417.08	LC	Merak Geog, Trashigang Dzongkhag	0.077	
417.09	LC	Nanong Geog, Trashigang Dzongkhag	0.010	
417.10	LC	Phongmey Geog, Trashigang Dzongkhag	0.016	
417.11	LC	Radhi Geog, Trashigang Dzongkhag	0.009	
417.12	LC	Sakten Geog, Trashigang Dzongkhag	0.237	
417.13	LC	Samkhar Geog, Trashigang Dzongkhag	0.002	
417.14	LC	Shongphu Geog, Trashigang Dzongkhag	0.000	
417.15	LC	Thrimshing Geog, Trashigang Dzongkhag	0.007	
417.16	LC	Uzarong Geog, Trashigang Dzongkhag	0.021	
417.17	LC	Yangneer Geog, Trashigang Dzongkhag	0.008	
418.01	LC	Dzongkhag Administration, Thimphu.		0.021
418.01/16/1122	PLC	Dzongkhag Wang Watershed Mgt. Project, Thimphu	0.000	0.001
418.02	LC	Babi Geog, Thimphu Dzongkhag	0.006	0.001
418.04	LC	Dagala Geog, Thimphu Dzongkhag	0.009	0.000
418.06	LC	Kawang Geog, Thimphu Dzongkhag	0.002	
418.07	LC	Lingshi Geog, Thimphu Dzongkhag	0.045	0.013
418.08	LC	Mewang Geog, Thimphu Dzongkhag	0.002	0.000
418.09	LC	Naro Geog, Thimphu Dzongkhag	0.012	0.000
418.10	LC	Soe Geog, Thimphu Dzongkhag	0.012	
418.12	LC	Toebi Geog, Thimphu Dzongkhag	0.007	
419.02	LC	Goenkhome Geog, Gasu Dzongkhag	0.176	0.561
419.03	LC	Goenkhatoe Geog, Gasu Dzongkhag	0.041	0.246
419.04	LC	Laya Geog, Gasu Dzongkhag	0.116	0.328
419.05	LC	Lunana Gewog, Gasu Dzongkhag	0.087	0.066
420.03	LC	Jamkhar Gewog, Trashigang Dzongkhag		0.001
<b>TOTAL</b>			<b>30.261</b>	<b>33.017</b>

SCHEDULE OF OTHER RECOVERIES & REMITTANCES FOR THE FY 2005-2006					
Account Number	Account Type	Operating Unit	AMOUNT (Nu. in Millions)		
			Other Recoveries	Other Remittances	Net Position
101.01/01	LC	His Majesty's Secretariat, Thimphu	1.302	1.302	
102.01/01	LC	National Assembly of Bhutan, Thimphu	0.895	0.845	0.050
102.01/01/1930	PLC	Strengthening of National Assembly Secretariat	0.081		0.081
103.01/01	LC	Royal Advisory Council, Thimphu	0.750	0.750	
104.01/01	LC	Central Monastic Secretariat, Thimphu	0.712	1.083	-0.371
104.01/01/001	PLC	Religion & Health Project, Central Monastic Secretariat	0.094	0.096	-0.002
106.01/001	LC	High Court, Thimphu	2.618	2.615	0.003
106.01/002	LC	District Court, Thimphu	0.836	0.836	
106.01/003	LC	District Court, Trashigang	0.111	0.120	-0.010
106.01/004	LC	District Court, Wangdue Phodrang	0.354	0.345	0.009
106.01/005	LC	District Court, Punakha	0.358	0.358	
106.01/006	LC	District Court, Sarpang	0.225	0.220	0.005
106.01/007	LC	District Court, Tsirang	0.242	0.243	-0.001
106.01/008	LC	District Court, Paro	0.295	0.295	
106.01/009	LC	District Court, Chhukha	0.251	0.251	0.000
106.01/010	LC	District Court, Samtse	0.273	0.273	
106.01/011	LC	District Court, Samdrup Jongkhar	0.161	0.161	0.000
106.01/012	LC	District Court, Mongar	0.304	0.304	
106.01/013	LC	District Court, Ha	0.263	0.262	0.001
106.01/014	LC	District Court, Trongsa	0.204	0.196	0.008
106.01/015	LC	District Court, Zhemgang	0.190	0.196	-0.006
106.01/016	LC	District Court, Dagana	0.200	0.200	0.000
106.01/017	LC	District Court, Lhuentse	0.204	0.204	0.000
106.01/018	LC	District Court, Pema Gatshel	0.347	0.353	-0.005
106.01/019	LC	District Court, Bumthang	0.244	0.244	
106.01/020	LC	District Court, Gasa	0.186	0.200	-0.014
106.01/021	LC	District Court, Trashy Yangtse	0.134	0.162	-0.028
106.01/022	LC	Dungkhag Court, Phuentsholing	0.372	0.383	-0.011
106.01/023	LC	Dungkhag Court, Wamrong	0.208	0.206	0.001
106.01/024	LC	Dungkhag Court, Gelephu	0.218	0.218	
108.01/01	LC	Royal Audit Authority, Thimphu	4.642	4.644	-0.002
108.01/01/002	LC	Regional Royal Audit Authority (East), S/Jongkhar	0.715	0.715	
108.01/01/003	LC	Regional Royal Audit Authority (Central), Bumthang	0.429	0.601	-0.172
108.01/01/004	LC	Regional Royal Audit Authority (West), Tsirang	0.439	0.432	0.007
109.01/01	LC	Royal Civil Service Commission, Thimphu	1.176	1.193	-0.017
109.01/01/002/1587	PLC	Good Governance & Public Admin. Reform, RCSC	0.016		0.016
109.01/01/002/1648	PLC	Sustainable HRD Project, RCSC	0.516	0.516	
111.01/01	LC	Bhutan Olympic Committee, Thimphu	0.109	0.126	-0.017
114.01/01	LC	National Environment Commission, Thimphu.	1.013	1.010	0.003
114.01/01/1784	PLC	Env. & Urban Sector Programme Support (EUSPS), NEC	0.050	0.050	
115.01/01	LC	Royal Institute of Management, Semtokha	2.722	2.722	
115.01/01/1588	PLC	Institutional Strengthening of RIM (Danida Phase II)	0.004	0.004	
116.01/01	LC	Centre for Bhutan Studies, Thimphu	0.319	0.319	
118.01/01	LC	Cabinet Secretariat, Thimphu	0.270	0.270	
120.01/01	LC	Office of Legal Affairs, Thimphu	0.250	0.262	-0.012
121.01/01	LC	Royal University of Bhutan, Thimphu	0.564	0.564	0.000
121.01/33/001	LC	Sherubtse College, Kanglung	1.609	1.755	-0.147
121.01/33/002	LC	Institute of Language & Cultural Studies, Semtokha	1.045	1.045	
121.01/33/003	LC	Royal Bhutan Institute of Technology, Rinchending	2.252	1.805	0.447
121.01/33/004	PLC	Natural Resources Training Institute, Lobesa	1.668	1.676	-0.008
121.01/46/005	LC	National Institute of Education, Paro	2.764	2.905	-0.141
121.01/46/006	LC	National Institute of Education, Samtse	1.746	1.746	0.000
122.01/01	LC	National Statistical Bureau (NSB), Thimphu	0.612	1.342	-0.730

SCHEDULE OF OTHER RECOVERIES & REMITTANCES FOR THE FY 2005-2006					
Account Number	Account Type	Operating Unit	AMOUNT (Nu. in Millions)		
			Other Recoveries	Other Remittances	Net Position
123.01/01	LC	Anti Corruption Commission	0.115	0.115	0.000
124.01/01	LC	Election Commissioner Office, Thimphu	0.120	0.119	0.000
201.01/01	LC	Ministry of Home and Cultural Affairs, Thimphu	2.064	2.373	-0.309
201.01/01/002/002.00	LC	Ministry of Home and Cultural Affairs, Thimphu		0.054	-0.054
201.01/01/010/1639	PLC	DSP, Ministry of Home & Cultural Affairs, Tashichho Dzong		0.139	-0.139
201.01/03	LC	Royal Bhutan Police, (HQ)	60.628	63.783	-3.155
201.01/07	LC	Department of Immigration & Census, MoHCA, Thimphu	2.240	2.445	-0.206
201.01/07/001/009	LC	Population and Housing Census	0.009	0.037	-0.028
201.01/45	LC	Department of Culture, MoHCA, Thimphu	2.281	2.327	-0.046
201.01/45/005	LC	National Museum, Paro	0.386	0.411	-0.025
201.01/47	LC	Department of Local Governance, MoHCA	0.333	0.332	0.001
202.01/01	LC	Ministry of Finance Secretariat, Thimphu	1.689	1.605	0.084
202.01/08	LC	Department of Budget and Accounts, Ministry of Finance	1.151	1.162	-0.011
202.01/08/1948	PLC	Capacity Dev.in Public Financial Mgt.(DBA), MoF	0.040	0.040	
202.01/09	LC	Department of Revenue and Customs, Ministry of Finance	1.562	1.579	-0.016
202.01/09/002	LC	Regional Revenue & Customs Office, Thimphu	1.411	1.411	
202.01/09/003	LC	Regional Revenue & Customs Office, P/ling	2.832	2.832	
202.01/09/004	LC	Regional Revenue & Customs Office, Samtse	1.586	1.786	-0.200
202.01/09/005	LC	Regional Revenue & Customs, Gelephu	1.197	1.531	-0.333
202.01/09/006	LC	Regional Revenue & Customs Office, S/Jongkhar	0.870	0.873	-0.002
202.01/09/008	LC	Regional Revenue & Customs Office, Paro	0.950	0.915	0.035
202.01/10	LC	Department of Aid & Debt Mgt., Ministry of Finance	0.803	0.821	-0.018
202.01/12	LC	Department of National Properties, MOF, Thimphu	2.762	2.786	-0.024
202.01/36	LC	Department of Planning	0.784	0.784	0.000
203.01/01	LC	Ministry of Foreign Affairs, Thimphu	1.638	1.658	-0.019
203.01/13/01/001.00	LC	PMB, New York, Ministry of Foreign Affairs, Thimphu	0.396	1.470	-1.075
203.01/13/01/002.00	LC	PMB, Geneva, Ministry of Foreign Affairs, Thimphu	1.172	1.480	-0.308
203.01/13/02/001.00	LC	RBE, New Delhi, Ministry of Foreign Affairs, Thimphu	0.228	0.233	-0.004
203.01/13/02/002.00	LC	RBE, Dhaka, Ministry of Foreign Affairs, Thimphu	0.377	0.430	-0.053
203.01/13/02/003.00	LC	RBE Kuwait, Ministry of Foreign Affairs, Thimphu	0.121	0.009	0.111
203.01/13/02/004.00	LC	RBE, Bangkok, Ministry of Foreign Affairs, Thimphu		0.270	-0.270
205.01/01	LC	Ministry of Agriculture Secretariat, Thimphu	2.665	2.654	0.011
205.01/01/001/006/1698	PLC	Rural Development Training Centre, Lobesa	0.169	0.169	
205.01/01/002/001	LC	National Biodiversity Centre, Serbithang	0.679	0.678	0.001
205.01/01/002/005/1337	PLC	On Farm PGR Conservation in Bhutan (BUCAP), Serbithang.	0.000	0.000	
205.01/01/003/1964	PLC	The Project Facilitation Office, Khangma, Trashigang	0.079	0.079	0.000
205.01/01/004/001	LC	Wang Watershed Management Project, Paro.	0.385	0.394	-0.009
205.01/01/004/001/1122	PLC	Wang Watershed Management Project, Paro		0.021	-0.021
205.01/01/005	LC	Bhutan Agriculture & Food Regulatory Authority (BAFRA)	2.167	2.166	0.001
205.01/01/007	LC	Bhutan-German S/tainable RNR Dev. Project, Lobesa	0.070	0.070	
205.01/01/008	PLC	East Central Region-Agri. Dev. Project (ECR-ADP), Z/gang	0.137	0.137	
205.01/01/009/001	PLC	Project Facilitation Office, Khangma	0.504	1.152	-0.648
205.01/01/009/002	PLC	Mongar Dzongkhag RNR Sector	1.017	0.984	0.033
205.01/01/009/004	PLC	Lhuentse Dzongkhag RNR Sector	1.473	0.406	1.068
205.01/01/009/006	PLC	Trashi Yangtse Dzongkhag RNR Sector	0.565	0.565	
205.01/01/009/008	PLC	Pema Gatshel Dzongkhag RNR Sector	0.432	0.431	0.001
205.01/01/009/010	PLC	Samdrup Jongkhar Dzongkhag RNR Sector	0.614	0.605	0.008
205.01/01/009/012	PLC	Trashigang Dzongkhag RNR Sector	0.847	0.847	
205.01/01/009/014	PLC	Regional Livestock Breeding Centre, Lingmithang	0.084	0.084	
205.01/01/009/015	PLC	Regional Mithun Breeding Farm, Arong	0.086	0.086	
205.01/01/009/017	PLC	National Nublang Farm, Trashiyangphu	0.062	0.074	-0.012
205.01/01/011/1785	PLC	Decentralised Natural Resources Mgt.(DNRM-EUSPS), MoA	0.005		0.005
205.01/06	LC	Survey & Land Records, MoA, Thimphu.	4.061	4.119	-0.059



SCHEDULE OF OTHER RECOVERIES & REMITTANCES FOR THE FY 2005-2006					
Account Number	Account Type	Operating Unit	AMOUNT (Nu. in Millions)		
			Other Recoveries	Other Remittances	Net Position
205.01/16	LC	Department of Agriculture, MOA, Thimphu	1.035	1.032	0.003
205.01/16/002/001	LC	Agriculture Machinery Centre, Paro	2.629	2.666	-0.037
205.01/16/003/001	LC	Integrated Pest Management Project, Semtokha	0.554	0.547	0.006
205.01/16/003/002	LC	Post Harvest Unit, MOA, Paro	0.641	0.641	
205.01/16/005/001	LC	Central Machinery Unit, MOA, Bumthang	0.999	1.177	-0.178
205.01/17	LC	Department of Livestock, MOA, Thimphu	0.850	0.915	-0.065
205.01/17/001/005	LC	Livestock Central Store, Phuntsholing	0.049	0.049	
205.01/17/002/001	LC	National Jersey Breeding Farm, Samtse	0.264	0.264	0.001
205.01/17/002/002	LC	Brown Swiss Farm, Bumthang	0.075	0.075	
205.01/17/002/003	LC	National Sheep Breeding Farm, Bumthang	0.096	0.096	0.000
205.01/17/002/004	LC	National Pig Breeding Centre, Wangchutaba	0.091	0.091	
205.01/17/002/005	LC	Regional Poultry Breeding Centre, Paro	0.042	0.042	
205.01/17/002/006	LC	Regional Mithun Breeding Farm, Zhemgang	0.132	0.132	0.000
205.01/17/002/007	LC	Feed & Fodder Development Programme, Bumthang	0.386	0.386	
205.01/17/002/008	LC	National Livestock Breeding Programme, W/ataba	0.451	0.451	
205.01/17/002/009	LC	Horse & Brown Swiss Cross Breeding Program, Bumthang	0.133	0.128	0.005
205.01/17/002/010	LC	Regional Poultry & Pig Breeding Centre	0.279	0.280	-0.002
205.01/17/002/012	LC	Cold Water Fish Culture Centre (CW FCC), Haa	0.078	0.097	-0.019
205.01/17/003/001	LC	Royal Vety. Epidemiology Centre, Serbithang	3.935	3.935	
205.01/17/003/004	LC	Regional Veterinary Laboratory, Gedu	0.167	0.167	
205.01/17/003/005	LC	Regional Veterinary Laboratory, Khaling	0.201	0.201	0.000
205.01/17/003/006	LC	Regional Veterinary Laboratory, Bumthang	0.096	0.096	
205.01/17/003/007	LC	Regional Veterinary Laboratory Gelephu	0.159	0.165	-0.006
205.01/17/1894	PLC	S/thening of Livestock Dev. Initiative, DoL	0.006	0.006	
205.01/18	LC	Department of Forest, MOA, Thimphu	1.793	1.773	0.020
205.01/18/001/003	LC	Forest Resources Dev. Division, Thimphu	0.609	0.609	
205.01/18/002/001	LC	Divisional Forest Office, Bumthang	0.569	0.569	0.000
205.01/18/002/002	LC	Divisional Forest Office, Tsirang	0.450	0.450	
205.01/18/002/004	LC	Forestry Services Division, Sarpang	1.474	1.530	-0.055
205.01/18/002/007	LC	Divisional Forest Office, Mongar	0.822	0.983	-0.161
205.01/18/002/008	LC	Divisional Forest Office, Paro	1.204	1.144	0.061
205.01/18/002/010	LC	Divisional Forest Office, S/Jongkhar	0.613	0.613	
205.01/18/002/011	LC	Divisional Forest Office, Samtse	0.829	0.822	0.006
205.01/18/002/012	LC	Divisional Forest Office, Zhemgang	0.358	0.355	0.003
205.01/18/002/013	LC	Forestry Services Division, Trashigang	1.143	1.143	
205.01/18/002/014	LC	Divisional Forest Office, Thimphu	1.092	1.090	0.001
205.01/18/002/017	LC	Divisional Forest Office, Wangdue Phodrang	1.017	1.017	
205.01/18/002/018	LC	Divisional Forest Office, Gedu	1.272	1.272	
205.01/18/004/002	LC	Royal Manas National Park, Gelephu	0.838	0.930	-0.092
205.01/18/004/004	LC	Jigme Singye Wangchuk National Park, Trongsa	0.475	0.475	
205.01/18/004/004.06/1728	PLC	Bio-diversity Conservation Project-II, JSWNP		0.031	-0.031
205.01/18/004/005	LC	Jigme Dorji National Park, Gasu	0.751	0.724	0.028
205.01/18/004/007	LC	Bomdeling Wildlife Sanctuary, Trashigang	0.283	0.284	-0.001
205.01/18/004/008	LC	Thrumshingla National Park, Ura, Bumthang	0.730	0.730	
205.01/18/004/008/1377	PLC	Thrumshingla National Park, Ura, Bumthang	0.062		0.062
205.01/18/004/009.06/1728	PLC	Bio-diversity Conservation Project-II, NCD	0.089	0.030	0.059
205.01/18/004/010	LC	Sakten Wildlife Sanctuary, Trashigang	0.461	0.461	
205.01/18/005/001	LC	Bhutan Forestry Institute, Taba	0.246	0.246	
205.01/18/005/002/1841	PLC	Ugyen Wangchuk Inst. of Env. & Forestry Studies, Lamegompa	0.155	0.155	
205.01/29	LC	Council of RNR Research of Bhutan (CoRRB)	0.656	0.649	0.007
205.01/29/001/1731	PLC	Bhutan RNR Research System-III, MoA	0.006		0.006
205.01/29/002/002	LC	S/tainable Soil Fert. & Plant Nutrient Mgt. Project, Semtokha	0.714	0.717	-0.003
205.01/29/003/001	LC	RNR-Research Centre, Bajor	1.641	1.616	0.024

SCHEDULE OF OTHER RECOVERIES & REMITTANCES FOR THE FY 2005-2006					
Account Number	Account Type	Operating Unit	AMOUNT (Nu. in Millions)		
			Other Recoveries	Other Remittances	Net Position
205.01/29/003/002	LC	RNR-Research Centre, Yusipang	2.194	1.820	0.374
205.01/29/003/002/1095	PLC	RNR-Research Centre, Yusipang (Helvetas)	0.076		0.076
205.01/29/003/003	LC	RNR-Research Centre, Jakar, Bumthang	2.013	1.964	0.049
205.01/29/003/006	PLC	RNR-RC, Wengkharr, Mongar	1.707	1.707	
206.01/01	LC	Ministry of Trade & Industry Secretariat, Thimphu	2.255	2.264	-0.009
206.01/01/001/006.00/1089	PLC	ESPS Project, PPD, MTI, Thimphu	0.058	0.291	-0.234
206.01/01/001/009/1669	PLC	E-Business for Rural Women in Bhutan, MTI, Thimphu	0.234	0.234	
206.01/01/002/002	LC	Regional Trade & Industry Office, Trongsa	0.181	0.181	
206.01/01/002/003.00	LC	Regional Trade & Industry Office, MTI, Phuentsholing	0.208	0.213	-0.005
206.01/01/002/004.00	LC	Regional Trade & Industry Office, MTI, Gelephu	0.132	0.121	0.012
206.01/01/002/005.00	LC	Regional Trade & Industry Office, MTI, S/Jongkhar	0.120	0.121	-0.001
206.01/01/002/006	LC	Regional Trade & Industry Office, Mongar	0.104	0.104	
206.01/19	LC	Department of Trade, MTI, Thimphu	1.946	1.970	-0.025
206.01/20	LC	Department of Geology & Mines, MTI, Thimphu	3.238	3.383	-0.145
206.01/20/001/006.00/1541	PLC	Slope Stability & Environmental Analysis, MTI	0.080		0.080
206.01/20/1	LC	Dept. of Geology & Mines (Deposit Works), MTI	0.180		0.180
206.01/21	LC	Department of Energy, Ministry of Trade & Industry	2.034	1.972	0.062
206.01/21/002/006.00/0212	PLC	Flood Warning Unit (Hydromet), DoE, Thimphu	0.335	0.364	-0.029
206.01/22	LC	Department of Industry, Ministry of Trade & Industry	1.249	1.296	-0.047
206.01/23	LC	Department of Tourism, Ministry of Trade & Industry,	0.845	0.852	-0.006
206.01/23/002	LC	Hotel & Tourism Mgt. Training Institute - Project	0.083	0.083	
208.01/01	LC	Secretariat, Ministry of Works & Human Settlement	2.652	2.652	
208.01/01/004	LC	Central Stores Unit, DoR, Phuentsholing	0.340	0.340	0.000
208.01/01/004/01	LC	Central Stores Unit, DoR, Phuentsholing (Deposit Work)	10.135	5.368	4.767
208.01/24	LC	Department of Roads, Thimphu	2.613	2.685	-0.072
208.01/24/001/6.00/1296	PLC	Roads Improvement Project, DOR-HQ), Thimphu	0.439	0.439	
208.01/24/002	LC	Field Roads Maintenance Division, DOR, Trongsa	0.595	0.595	
208.01/24/002/1296	PLC	Field Roads Maintenance Division, DOR, Trongsa	0.339	0.339	
208.01/24/003	LC	Field Roads Maintenance Division, DOR, Lobesa	0.831	0.831	
208.01/24/003/1296	PLC	Roads Improvement Project, FRMD, DOR, W/Phodrang	0.152	0.152	
208.01/24/004	LC	Field Roads Maintenance Division, DOR, Lingmithang	0.714	0.714	
208.01/24/004/1247	PLC	Lhuentse -Dungkar Roads, DOR, Lingmithang	0.005	0.005	
208.01/24/004/1296	PLC	Roads Improvement Project (ADB), FRMD, DOR, L/Thang	0.488	0.476	0.011
208.01/24/005	LC	Field Roads Maintenance Division, DOR, Thimphu	1.272	0.392	0.880
208.01/24/006	LC	Field Roads Maintenance Division, DOR, Zhemgang	0.505	0.505	
208.01/24/007	LC	Field Roads Maintenance Division, DOR, Sarpang	0.669	0.666	0.004
208.01/24/008	LC	Field Roads Maintenance Division, DOR, Phuentsholing	0.326	0.329	-0.002
208.01/24/009	LC	Field Roads Maintenance Division, DOR, Trashigang	1.219	1.219	
208.01/24/009/1247	PLC	Rural Access Project (W/Bank), FRMD, DOR, Trashigang	0.256	0.256	
208.01/24/009/1296	PLC	Roads Improvement Project (ADB), FRMD, DOR, Trashigang	0.022	0.022	
208.01/24/013/0005	PLC	WFP Generated Funds, DOR, Thimphu		0.041	-0.041
208.01/26	LC	Department of Urban Development & Housing, MOWHS	2.294	2.625	-0.331
208.01/26/002	LC	City Corporation, Phuentsholing	1.170	1.131	0.040
208.01/26/004/4.00/1246	PLC	Urban Development Project (W/Bank), Trongsa	0.004	0.376	-0.371
208.01/26/004/7.00/1246	PLC	Urban Development Project (W/Bank), Lhuentse	0.075		0.075
208.01/26/004/8.00/1246	PLC	Urban Development Project (W/Bank), Wangdue Phodrang	0.309	1.105	-0.797
208.01/26/004/9.00/1246	PLC	Urban Development Project (W/Bank), Bumthang	0.054	0.085	-0.031
208.01/26/005/1164	PLC	Urban Infrastructure Improvement Project, DUDH, Thimphu	5.629	0.425	5.203
208.01/26/007/1787	PLC	EUSPS, DUDH	0.087	0.116	-0.029
208.01/26/008/1788	PLC	EUSPS-Gyelposhing	0.161	0.161	
208.01/26/009/1562	PLC	Suspension Bridge Program-Phase-V, DOR, Thimphu	0.178	0.178	
208.01/39	LC	National Housing Development Corporation (NHDC),	1.739	1.736	0.003
209.01/01	LC	Ministry of Information & Communications Secretariat	1.839	2.562	-0.723

SCHEDULE OF OTHER RECOVERIES & REMITTANCES FOR THE FY 2005-2006					
Account Number	Account Type	Operating Unit	AMOUNT (Nu. in Millions)		
			Other Recoveries	Other Remittances	Net Position
209.01/25	LC	Department of Civil Aviation	2.088	2.090	-0.002
209.01/27	LC	Roads Safety and Transport Authority, MOIC	2.316	2.262	0.054
210.01/01	LC	Ministry of Health Secretariat, Thimphu	5.663	8.023	-2.360
210.01/01(UNFPA)	PLC	UNFPA Project, Ministry of Health, Thimphu	0.396	0.017	0.379
210.01/01(UNICEF)	PLC	UNICEF Assisted Projects, Ministry of Health, Thimphu	0.077	0.014	0.063
210.01/01/004/1760	PLC	PMU, Support to Women's Empowerment, MoH	0.064		0.064
210.01/01/1586	PLC	Health Sector Program Support (HSPS-III, DANIDA),	0.293		0.293
210.01/01/1794	PLC	HIV/AIDS & STI Prevention & Control Project, MoH	4.682		4.682
210.01/30	LC	Department of Public Health Services, MoH, Thimphu	1.539	1.539	
210.01/30/004/1900	PLC	Enhanced Malaria Control Project, Gelephu	0.148	0.001	0.147
210.01/30/006	LC	RWSS Central Stores, Phuentsholing	0.235	0.235	0.000
210.01/30/006/002	LC	Malaria Eradication Program, Gelephu	0.516	0.511	0.005
210.01/31	LC	Department of Medical Services, MoH, Thimphu	3.381	3.381	0.000
210.01/31/002/003	LC	J.D.W. National Referral Hospital, Thimphu	12.551	12.533	0.018
210.01/31/002/005	LC	Regional Referral Hospital, Mongar	1.985	1.985	0.000
210.01/31/002/011	LC	Central Regional Referral Hospital, Gelephu	1.089	1.088	0.001
210.01/31/003/002	LC	Medical Supply Depot, Phuentsholing	0.348	0.348	0.000
210.01/31/004/0441	PLC	Regional Referral Hospital Const. Proj., (GoI), Mongar	0.025	0.025	
210.01/31/004/0448	PLC	Expansion of JDWNR Hospital, Thimphu	0.043	0.043	
210.01/31/1656	PLC	Spillover HSPS II Construction, Ministry of Health		2.308	-2.308
211.01/01	LC	Ministry of Education Secretariat, Thimphu	3.298	3.298	0.000
211.01/01(IA)	PLC	International Assistance, Ministry of Education, Thimphu	0.208		0.208
211.01/01(UNICEF)	PLC	UNICEF Assisted Project, Ministry of Education, Thimphu	0.112		0.112
211.01/01/001/005	LC	Education Central Stores, Phuentsholing	0.602	0.594	0.008
211.01/33	LC	Department of Adult & Higher Education, MoE, Thimphu	0.524	0.524	
211.01/33/002(UG-HRD)	PLC	Scholarship Division, Dept. of Adult & Higher Education	0.011	0.011	
211.01/34	LC	Department of School Education, MoE, Thimphu	1.143	1.060	0.083
211.01/34/001/CAPSD	LC	CAPSD, Paro	1.047	1.045	0.002
211.01/35	LC	Department of Youth, Culture & Sports, MoE, Thimphu	0.994	0.994	0.000
211.01/35/005	LC	Games and Sports Division, DYCS, MOE, Thimphu.	0.540	0.580	-0.040
211.01/37	LC	Dzongkha Development Authority, MOE, Thimphu	1.206	1.204	0.002
212.01/01	LC	Ministry of Labour & Human Resources Secretariat	0.811	0.847	-0.036
212.01/32	LC	Department of Human Resources, Thimphu	0.529	0.541	-0.012
212.01/32/004	LC	Vocational Training Institute, Samthang	0.397	0.397	
212.01/32/005	LC	National Institute for Zorig Chusum, Thimphu.	0.989	0.995	-0.006
212.01/32/006	LC	Trashi Yangtse Institute for Zorig Chusum	0.385	0.385	0.000
212.01/32/007	LC	Construction Training Centre, Thimphu.	0.301	0.303	-0.002
212.01/32/008	LC	Vocational Training Institute, Rangjung, Trashigang	0.245	0.214	0.031
212.01/32/009	LC	Vocational Training Institute, Khuruthang, Punakha	0.324	0.325	-0.001
212.01/32/1375	PLC	Basic Skills Dev. Project, Department of Human Resources	3.249	7.115	-3.866
212.01/38	LC	Bhutan Vocational Qualification Authority, Thimphu	0.270	0.272	-0.002
212.01/40	LC	Department of Labour, MoLHR	0.293	0.305	-0.012
212.01/41	LC	Department of Employment, MoLHR	0.396	0.395	0.001
401.01	LC	Dzongkhag Administration, Chhukha	15.991	16.194	-0.203
401.01/16/1122	PLC	Dzongkhag Administration, Chhukha	1.640	0.640	1.000
401.02	LC	Balujoro Geog, Dzongkhag Administration, Chhukha	0.172	0.172	
401.03	LC	Bongo Geog, Chhukha Dzongkhag	0.049	0.049	
401.04	LC	Chapcha Geog, Chhukha Dzongkhag	0.084	0.084	
401.05	LC	Dungna Geog, Chhukha Dzongkhag	0.014	0.014	
401.06	LC	Gayling Geog, Chhukha Dzongkhag	0.048	0.048	
401.07	LC	Dala Geog, Chhukha Dzongkhag	0.130	0.045	0.085
401.08	LC	Getana Geog, Chhukha Dzongkhag	0.116	0.116	
401.09	LC	Jabcho Geog, Chhukha Dzongkhag	0.009	0.009	

SCHEDULE OF OTHER RECOVERIES & REMITTANCES FOR THE FY 2005-2006					
Account Number	Account Type	Operating Unit	AMOUNT (Nu. in Millions)		
			Other Recoveries	Other Remittances	Net Position
401.10	LC	Lokchina Geog, Chhukha Dzongkhag	0.018	0.018	
401.11	LC	Metakha Geog, Chhukha Dzongkhag	0.098	0.098	
402.01	LC	Dzongkhag Administration, Ha.	8.151	8.258	-0.106
402.02	LC	Bjee Geog, Ha Dzongkhag	0.126	0.127	-0.001
402.03	LC	Kastho Geog, Ha Dzongkhag	0.060	0.060	
402.04	LC	Sambekha Geog, Ha Dzongkhag	0.161	0.145	0.017
402.05	LC	Sama Geog, Ha Dzongkhag	0.155	0.155	0.000
402.06	LC	Uesu Geog, Ha Dzongkhag	0.049	0.055	-0.005
403.01	LC	Dzongkhag Administration, Paro.	14.300	14.183	0.117
403.02	LC	Dobshari Geog, Paro Dzongkhag	0.039	0.039	
403.03	LC	Dogar Geog, Paro Dzongkhag	0.033	0.033	
403.04	LC	Dotey Geog, Paro Dzongkhag	0.034	0.034	
403.05	LC	Horey Geog, Paro Dzongkhag	0.069	0.067	0.002
403.08	LC	Naja Geog, Paro Dzongkhag	0.030	0.030	
403.09	LC	Shaba Geog, Paro Dzongkhag	0.135	0.135	
403.10	LC	Tsento Geog, Paro Dzongkhag	0.000	0.000	
404.01	LC	Dzongkhag Administration, Samtse.	10.886	10.883	0.002
404.04	LC	Charghare Geog, Samtse Dzongkhag	0.007	0.007	
404.06	LC	Denchukha Geog, Samtse Dzongkhag	0.049	0.749	-0.700
404.11	LC	Mayona Geog, Samtse Dzongkhag	0.114	0.114	
404.13	LC	Pagli Geog, Samtse Dzongkhag		0.069	-0.069
404.16	LC	Tading Geog, Samtse Dzongkhag	0.034	0.034	
404.17	LC	Tendu Geog, Samtse Dzongkhag		0.008	-0.008
405.01	LC	Dzongkhag Administration, Tsirang	5.153	6.115	-0.962
405.02	LC	Beteni Geog, Tsirang Dzongkhag	0.002	0.002	
405.03	LC	Dunglegang Geog, Tsirang Dzongkhag	0.003	0.003	
405.04	LC	Barshong Geog, Tsirang Dzongkhag	0.003	0.003	
405.05	LC	Gosheling Geog, Tsirang Dzongkhag	0.004	0.004	
405.06	LC	Rangthangling Geog, Tsirang Dzongkhag	0.004	0.004	
405.07	LC	Kikhorthang Geog, Tsirang Dzongkhag	0.003	0.003	
405.08	LC	Mendrelgang Geog, Tsirang Dzongkhag	0.005	0.005	
405.09	LC	Patale Geog, Tsirang Dzongkhag	0.004	0.004	
405.10	LC	Phuentenchhu Geog, Tsirang Dzongkhag	0.002	0.002	
405.11	LC	Semjong Geog, Tsirang Dzongkhag	0.003	0.003	
405.12	LC	Tsholingkhar Geog, Tsirang Dzongkhag	0.003	0.003	
405.13	LC	Tsirangtoe Geog, Tsirang Dzongkhag	0.003	0.003	
406.01	LC	Dzongkhag Administration, Dagana	4.793	4.208	0.585
406.02	LC	Dorona Geog, Dagana Dzongkhag	0.107	0.105	0.001
406.03	LC	Drujeygang Geog, Dagana Dzongkhag	0.002		0.002
406.04	LC	Gesarling Geog, Dagana Dzongkhag	0.010	0.009	0.001
406.05	LC	Goshi Geog, Dagana Dzongkhag	0.678	0.669	0.009
406.06	LC	Kana Geog, Dagana Dzongkhag	0.216	0.129	0.086
406.07	LC	Khebebisa Geog, Dagana Dzongkhag	0.115	0.094	0.021
406.08	LC	Lajab Geog, Dagana Dzongkhag	0.100	0.107	-0.007
406.09	LC	Tashiding Geog, Dagana Dzongkhag	0.029	0.008	0.021
406.10	LC	Tshendaygang Geog, Dagana Dzongkhag	0.012		0.012
406.11	LC	Tshangkha Geog, Dagana Dzongkhag	0.013	0.011	0.001
407.01	LC	Dzongkhag Administration, Punakha	8.258	8.118	0.140
407.02	LC	Chhubu Geog, Punakha Dzongkhag	0.040	0.040	
407.03	LC	Goenshari Geog, Punakha Dzongkhag	0.012	0.012	
407.04	LC	Guma Geog, Punakha Dzongkhag	0.064	0.064	
407.05	LC	Kabjisa Geog, Punakha Dzongkhag	0.031	0.033	-0.001
407.06	LC	Lingbukha Geog, Punakha Dzongkhag	0.022	0.022	

SCHEDULE OF OTHER RECOVERIES & REMITTANCES FOR THE FY 2005-2006					
Account Number	Account Type	Operating Unit	AMOUNT (Nu. in Millions)		
			Other Recoveries	Other Remittances	Net Position
407.07	LC	Shengana Geog, Punakha Dzongkhag	0.122	0.108	0.014
407.08	LC	Talo Geog, Punakha Dzongkhag	0.033	0.033	
407.09	LC	Toewang Geog, Punakha Dzongkhag	0.052	0.052	
407.10	LC	Zoma Geog, Punakha Dzongkhag	0.022	0.022	
408.01	LC	Dzongkhag Administration, Wangdue Phodrang.	10.818	10.340	0.478
408.02	LC	Bjena Gewog, Wangdue Phodrang Dzongkhag	0.010	0.010	
408.04	LC	Darkar Geog, Wangdue Phodrang Dzongkhag	0.010	0.010	
408.05	LC	Gangtey Geog, Wangdue Phodrang Dzongkhag	0.006	0.006	
408.06	LC	Gasetshogom Geog, Wangdue Phodrang Dzongkhag	0.000	0.000	
408.07	LC	Gasetshowom Geog, Wangdue Phodrang Dzongkhag	0.011	0.011	
408.08	LC	Kashi Geog, Wangdue Phodrang Dzongkhag	0.010	0.010	
408.09	LC	Nahi Geog, Wangdue Phodrang Dzongkhag	0.011	0.011	
408.10	LC	Nisho Geog, Wangdue Phodrang Dzongkhag	0.014	0.014	
408.12	LC	Phobjee Geog, Wangdue Phodrang Dzongkhag	0.010	0.010	
408.14	LC	Sephu Geog, Wangdue Phodrang Dzongkhag	0.000	0.000	
408.15	LC	Athang Gewog, Wangdue Phodrang Dzongkhag	0.010	0.010	
408.16	LC	Thetshong Geog, Wangdue Phodrang Dzongkhag	0.011	0.011	
409.01	LC	Dzongkhag Administration, Bumthang	6.779	6.351	0.428
409.03	LC	Chhume Geog, Bumthang Dzongkhag	0.015	0.015	
410.01	LC	Dzongkhag Administration, Sarpang.	11.151	13.633	-2.482
410.02	LC	Bhur Geog, Sarpang Dzongkhag	0.007	0.007	0.000
410.03	LC	Chuzangang Geog, Sarpang Dzongkhag	0.012	0.012	
410.06	LC	Deorali Geog, Sarpang Dzongkhag	0.080	0.080	
410.07	LC	Gelephu Geog, Sarpang Dzongkhag	0.044	0.044	
410.08	LC	Hilley Geog, Sarpang Dzongkhag	0.044	0.044	
410.09	LC	Jigmechoeling Geog, Sarpang Dzongkhag	0.047	0.047	
410.10	LC	Lhamayzingkha Gewog, Sarpang Dzongkhag	0.464	0.010	0.454
410.12	LC	Sarpangtar Geog, Sarpang Dzongkhag	0.060	0.060	
410.13	LC	Sershong Geog, Sarpang Dzongkhag	0.010	0.010	
410.16	LC	Umling Gewog, Sarpang Dzongkhag	0.079	0.079	
411.01	LC	Dzongkhag Administration, Zhemgang	6.690	6.764	-0.074
411.02	LC	Bardo Geog, Zhemgang Dzongkhag	0.000	0.000	0.000
411.03	LC	Bjoka Geog, Zhemgang Dzongkhag		0.006	-0.006
411.04	LC	Nangkor Geog, Zhemgang Dzongkhag	0.012	0.022	-0.010
411.07	LC	Shingkar Geog, Zhemgang Dzongkhag	0.001	0.001	
411.08	LC	Trong Geog, Zhemgang Dzongkhag	0.010	0.103	-0.093
411.09	LC	Goshing Geog, Zhemgang Dzongkhag	0.019	0.019	
412.01	LC	Dzongkhag Administration, Trongsa	7.337	7.099	0.238
412.01/01/002/0002	LC	Dzong Renovation Project, Trongsa	0.146	0.146	
412.02	LC	Dragteng Geog, Trongsa Dzongkhag	0.001	0.001	0.000
412.06	LC	Tangbi Geog, Trongsa Dzongkhag	0.147		0.147
413.01	LC	Dzongkhag Administration, Lhuentse.	6.905	5.836	1.069
413.02	LC	Gangzur Geog, Lhuentse Dzongkhag	0.032	0.032	
413.03	LC	Jarey Geog, Lhuentse Dzongkhag	0.009	0.009	
413.04	LC	Khoma Geog, Lhuentse Dzongkhag	0.004	0.004	
413.05	LC	Kurtoe Geog, Lhuentse Dzongkhag	0.004	0.004	
413.06	LC	Minjay Geog, Lhuentse Dzongkhag	0.029	0.029	
413.07	LC	Menbi Geog, Lhuentse Dzongkhag	0.011	0.011	
413.08	LC	Metsho Geog, Lhuentse Dzongkhag	0.037	0.037	
413.09	LC	Tshenkar Geog, Lhuentse Dzongkhag	0.091	0.091	
414.01	LC	Dzongkhag Administration, Mongar	10.029	11.492	-1.463
414.02	LC	Balam Geog, Mongar Dzongkhag	0.044	0.044	
414.03	LC	Chali Geog, Mongar Dzongkhag	0.002	0.002	

SCHEDULE OF OTHER RECOVERIES & REMITTANCES FOR THE FY 2005-2006					
Account Number	Account Type	Operating Unit	AMOUNT (Nu. in Millions)		
			Other Recoveries	Other Remittances	Net Position
414.04	LC	Chaskhar Geog, Mongar Dzongkhag	0.004	0.004	
414.05	LC	Dramtse Geog, Mongar Dzongkhag	0.015	0.035	-0.020
414.06	LC	Drepong Geog, Mongar Dzongkhag	0.104	0.004	0.100
414.07	LC	Gongdue Geog, Mongar Dzongkhag	0.062	0.042	0.020
414.08	LC	Jurmey Geog, Mongar Dzongkhag	0.002	0.002	
414.09	LC	Kengkhar Geog, Mongar Dzongkhag	0.001	0.001	
414.10	LC	Mongar Geog, Mongar Dzongkhag	0.054	0.054	
414.11	LC	Natshang Geog, Mongar Dzongkhag	0.026	0.026	
414.12	LC	Saleng Geog, Mongar Dzongkhag	0.024	0.024	
414.13	LC	Sherimung Geog, Mongar Dzongkhag	0.127	0.196	-0.070
414.14	LC	Silambi Geog, Mongar Dzongkhag	0.050	0.050	
414.15	LC	Thangrong Geog, Mongar Dzongkhag	0.046	0.046	
414.17	LC	Tsamang Geog, Mongar Dzongkhag	0.004	0.004	
415.01	LC	Dzongkhag Administration, Pema Gatshel.	4.802	4.803	-0.001
415.02	LC	Chongshing Gewog, Pema Gatshel Dzongkhag	0.072	0.072	
415.03	LC	Chhimung Geog, Pema Gatshel Dzongkhag	0.063	0.063	
415.05	LC	Khar Geog, Pema Gatshel Dzongkhag	0.064	0.064	
415.06	LC	Shumar geog, Pema Gatshel Dzongkhag	0.072	0.121	-0.049
415.07	LC	Yurung Geog, Pema Gatshel Dzongkhag	0.004	0.004	
416.01	LC	Dzongkhag Administration, Samdrup Jongkhar.	9.042	8.906	0.135
416.02	LC	Phuntshothang Geog, Samdrup Jongkhar Dzongkhag	0.030	0.030	
416.05	LC	Gomdar Geog, Samdrup Jongkhar Dzongkhag	0.001	0.001	
416.06	LC	Langchenphu Geog, Samdrup Jongkhar Dzongkhag	0.025	0.025	
416.09	LC	Norbugang Geog, Samdrup Jongkhar Dzongkhag	0.014		0.014
417.01	LC	Dzongkhag Administration, Trashigang	15.341	15.403	-0.062
417.07	LC	Lumang Geog, Trashigang Dzongkhag	0.003		0.003
417.08	LC	Merak Geog, Trashigang Dzongkhag	0.023	0.023	
417.10	LC	Phongmey Geog, Trashigang Dzongkhag	0.010	0.010	
417.11	LC	Radhi Geog, Trashigang Dzongkhag	0.017	0.017	
417.12	LC	Sakten Geog, Trashigang Dzongkhag	0.008	0.008	
417.14	LC	Shongphu Geog, Trashigang Dzongkhag	0.059	0.059	
417.17	LC	Yangneer Geog, Trashigang Dzongkhag	0.072	0.072	
418.01	LC	Dzongkhag Administration, Thimphu.	25.470	23.787	1.683
418.01/16/1122	PLC	Dzongkhag Wang Watershed Mgt. Project, Thimphu	0.475	0.217	0.258
418.03	LC	Chang Geog, Thimphu Dzongkhag	0.082	0.082	
418.04	LC	Dagala Geog, Thimphu Dzongkhag		0.074	-0.074
418.05	LC	Gayney Geog, Thimphu Dzongkhag	0.120	0.120	
418.07	LC	Lingshi Geog, Thimphu Dzongkhag	0.713	0.713	
418.08	LC	Mewang Geog, Thimphu Dzongkhag	0.093	0.093	
418.09	LC	Naro Geog, Thimphu Dzongkhag	0.013	0.009	0.004
418.10	LC	Soe Geog, Thimphu Dzongkhag	0.034	0.034	
418.12	LC	Toebi Geog, Thimphu Dzongkhag	0.196	0.206	-0.009
419.01	LC	Dzongkhag Administration, Gasa	2.056	2.432	-0.376
419.02	LC	Goenkham Geog, Gasa Dzongkhag	0.027	0.026	0.002
419.04	LC	Laya Geog, Gasa Dzongkhag	0.016	0.016	
420.01	LC	Dzongkhag Administration, Trashi Yangtse	6.678	6.773	-0.095
420.02	LC	Bumdiling Gewog, Trashi Yangtse Dzongkhag	0.047	0.043	0.004
420.04	LC	Khamdang Gewog, Trashi Yangtse Dzongkhag	0.045	0.045	
420.05	LC	Ramjar Gewog, Trashi Yangtse Dzongkhag	0.006	0.006	
420.06	LC	Toetsho Gewog, Trashi Yangtse Dzongkhag	0.031	0.031	
420.08	LC	Yalang Gewog, Trashi Yangtse Dzongkhag	0.083	0.083	
420.09	LC	Yangtse Gewog, Trashi Yangtse Dzongkhag	0.039	0.039	
		<b>TOTAL</b>	<b>489.263</b>	<b>489.742</b>	<b>-0.479</b>

SCHEDULE OF OTHER RECEIPTS & PAYMENTS DURING THE FY 2005-2006					
Account Number	Account Type	Operating Unit	AMOUNT (Nu. in Millions)		
			Receipts	Payments	Net Position
			(a)	(b)	(a) - (b)
102.01/01	LC	National Assembly of Bhutan, Thimphu	0.025	0.102	-0.077
102.01/01/1930	PLC	Strengthening of National Assembly Secretariat	0.030	0.059	-0.029
103.01/01	LC	Royal Advisory Council, Thimphu	0.062	0.067	-0.004
104.01/01	LC	Central Monastic Secretariat, Thimphu	0.156	1.365	-1.210
104.01/01/001	PLC	Religion & Health Project, Central Monastic Secretariat		0.824	-0.824
104.01/02	LC	Central Monk Bodies (Rabdey), CRA, Thimphu		0.589	-0.589
106.01/001	LC	High Court, Thimphu	0.029	0.133	-0.104
106.01/002	LC	District Court, Thimphu	0.155	0.171	-0.015
106.01/004	LC	District Court, Wangdue Phodrang		0.001	-0.001
106.01/007	LC	District Court, Tsirang	0.036	0.036	
106.01/008	LC	District Court, Paro		0.000	0.000
106.01/009	LC	District Court, Chhukha		0.000	0.000
106.01/01/010/1818	PLC	Strengthening of Samtse Court	0.075	1.180	-1.105
106.01/010	LC	District Court, Samtse		0.014	-0.014
106.01/012	LC	District Court, Mongar	0.020	0.067	-0.047
106.01/013	LC	District Court, Ha	0.360	0.367	-0.007
106.01/014	LC	District Court, Trongsa	0.000	0.099	-0.099
106.01/015	LC	District Court, Zhemgang		0.026	-0.026
106.01/018	LC	District Court, Pema Gatshel	0.066	0.110	-0.044
106.01/019	LC	District Court, Bumthang		0.047	-0.047
106.01/020	LC	District Court, Gasa		0.309	-0.309
106.01/021	LC	District Court, Trashigang		0.006	-0.006
106.01/022	LC	Dungkhag Court, Phuentsholing		0.106	-0.106
106.01/023	LC	Dungkhag Court, Wamrong	0.001	0.001	
106.01/024	LC	Dungkhag Court, Gelephu		0.052	-0.052
108.01/01	LC	Royal Audit Authority, Thimphu	0.017	0.121	-0.104
108.01/01/002	LC	Regional Royal Audit Authority (East), S/Jongkhar	0.048	0.048	
108.01/01/003	LC	Regional Royal Audit Authority (Central), Bumthang	0.065	0.064	0.001
109.01/01	LC	Royal Civil Service Commission, Thimphu		0.065	-0.065
109.01/01/002/1587	PLC	Good Governance & Public Admin. Reform, RCSC		0.017	-0.017
109.01/01/002/1648	PLC	Sustainable HRD Project, RCSC		0.516	-0.516
111.01/01	LC	Bhutan Olympic Committee, Thimphu		0.085	-0.085
114.01/01	LC	National Environment Commission, Thimphu.	0.432	0.686	-0.255
114.01/01/001	LC	EXPO-2005, NEC, Thimphu		0.741	-0.741
114.01/01/001/0862	PLC	Green-House Gas Project, NEC, Thimphu	0.190	0.187	0.003
114.01/01/1784	PLC	Env. & Urban Sector Programme Support (EUSPS), NEC		0.001	-0.001
115.01/01	LC	Royal Institute of Management, Semtokha		0.182	-0.182
116.01/01	LC	Centre for Bhutan Studies, Thimphu	1.892	3.556	-1.664
118.01/01	LC	Cabinet Secretariat, Thimphu		0.344	-0.344
120.01/01	LC	Office of Legal Affairs, Thimphu		0.108	-0.108
120.01/01/001/1.03	LC	Drafting the Constitution of the Kingdom, OLA	0.693	1.386	-0.693
120.01/01/1589	PLC	Office of Legal Affairs		0.336	-0.336
121.01/01	LC	Royal University of Bhutan, Thimphu		0.132	-0.132
121.01/33/001	LC	Sherubtse College, Kanglung	2.053	4.120	-2.068
121.01/33/002	LC	Institute of Language & Cultural Studies, Semtokha	0.002		0.002
121.01/33/003	LC	Royal Bhutan Institute of Technology, Rinchending	0.250	0.263	-0.013
121.01/33/004	PLC	Natural Resources Training Institute, Lobesa		0.637	-0.637
121.01/46/005	LC	National Institute of Education, Paro	0.147	0.803	-0.656
121.01/46/006	LC	National Institute of Education, Samtse	0.809	1.007	-0.197
124.01/01	LC	Election Commissioner Office, Thimphu	0.291	0.442	-0.151
201.01/01	LC	Ministry of Home and Cultural Affairs, Thimphu	0.508	2.170	-1.662
201.01/01/002/002.00	LC	Ministry of Home and Cultural Affairs, Thimphu		0.041	-0.041

SCHEDULE OF OTHER RECEIPTS & PAYMENTS DURING THE FY 2005-2006					
Account Number	Account Type	Operating Unit	AMOUNT (Nu. in Millions)		
			Receipts	Payments	Net Position
201.01/01/010/1639	PLC	Decentralisation Support Program, MoHCA		0.276	-0.276
201.01/03	LC	Royal Bhutan Police, (HQ)	0.095	6.420	-6.326
201.01/07	LC	Department of Immigration & Census, MoHCA		9.026	-9.026
201.01/07/001/009	LC	Population and Housing Census		1.154	-1.154
201.01/45	LC	Department of Culture, MoHCA, Thimphu	0.045	0.910	-0.865
201.01/45/005	LC	National Museum, Paro		0.055	-0.055
201.01/45/1877	PLC	Semtokha Dzong Restoration Project, Dept. of Culture		0.372	-0.372
201.01/47	LC	Department of Local Governance, MoHCA		0.060	-0.060
202.01/01	LC	Ministry of Finance Secretariat, Thimphu	5.372	9.002	-3.629
202.01/01/001/1380	PLC	HRD for NFS (Helvatas), Ministry of Finance		0.040	-0.040
202.01/08	LC	Department of Budget and Accounts, MoF	0.012	0.069	-0.057
202.01/08/1948	PLC	Capacity Dev.in Public Financial Mgt.(DBA), MoF	0.068	0.194	-0.126
202.01/09	LC	Department of Revenue and Customs, MoF	0.168	1.032	-0.864
202.01/09/001/1591	PLC	Good Governance & PARP(DRC) MOF	0.008	0.178	-0.170
202.01/09/002	LC	Regional Revenue & Customs Office, Thimphu	0.252	1.136	-0.884
202.01/09/003	LC	Regional Revenue & Customs Office, P/ling	0.762	1.736	-0.975
202.01/09/004	LC	Regional Revenue & Customs Office, Samtse		0.558	-0.558
202.01/09/005	LC	Regional Revenue & Customs, Gelephu	0.361	1.091	-0.730
202.01/09/006	LC	Regional Revenue & Customs Office, S/Jongkhar	0.094	0.352	-0.258
202.01/09/008	LC	Regional Revenue & Customs Office, Paro	0.151	0.482	-0.331
202.01/10	LC	Department of Aid & Debt Mgt., Ministry of Finance	0.019	0.141	-0.122
202.01/10/004	LC	Department of Aid & Debt Mgt. (Debt Service)	1.902	3.804	-1.902
202.01/11	LC	Department of Budget & Accounts (CPE Accounts)		1.642	-1.642
202.01/12	LC	Department of National Properties, MOF, Thimphu	0.237	0.323	-0.086
202.01/12/01	LC	Department of National Properties (D/Works), MOF		0.462	-0.462
202.01/36	LC	Department of Planning		0.144	-0.144
203.01/01	LC	Ministry of Foreign Affairs, Thimphu	0.640	2.030	-1.390
203.01/13/01/001.00	LC	PMB, New York, Ministry of Foreign Affairs, Thimphu	19.483	25.858	-6.375
203.01/13/01/002.00	LC	PMB, Geneva, Ministry of Foreign Affairs, Thimphu	3.795	3.259	0.536
203.01/13/02/001.00	LC	RBE, New Delhi, Ministry of Foreign Affairs, Thimphu	5.433	10.250	-4.817
203.01/13/02/002.00	LC	RBE, Dhaka, Ministry of Foreign Affairs, Thimphu	0.477	3.287	-2.810
203.01/13/02/003.00	LC	RBE Kuwait, Ministry of Foreign Affairs, Thimphu	0.021	1.094	-1.073
203.01/13/02/004.00	LC	RBE, Bangkok, Ministry of Foreign Affairs, Thimphu	7.448	11.080	-3.632
205.01/01	LC	Ministry of Agriculture Secretariat, Thimphu	1.878	3.003	-1.125
205.01/01/001/006/1698	PLC	Rural Development Training Centre, Lobesa	0.003	0.256	-0.253
205.01/01/002/001	LC	National Biodiversity Centre, Serbithang	0.025	0.238	-0.213
205.01/01/002/003/1252	PLC	National Bio-diversity Centre, Serbithang		0.021	-0.021
205.01/01/002/004/1165	PLC	National Bio-diversity Centre, Serbithang		0.025	-0.025
205.01/01/004/001	LC	Wang Watershed Management Project, Paro.		0.003	-0.003
205.01/01/004/001/1122	PLC	Wang Watershed Management Project, Paro	0.017	0.082	-0.064
205.01/01/005	LC	Bhutan Agr. & Food Regulatory Authority , MoA	0.012	0.311	-0.299
205.01/01/007/1482	PLC	Bhutan-German S/tainable Dev. Project, Lobesa		0.669	-0.669
205.01/01/008	PLC	East Central Region-Agri. Dev. Project, Zhemgang		0.038	-0.038
205.01/01/009/001	PLC	Project Facilitation Office, Khangma	0.015	0.046	-0.031
205.01/01/009/002	PLC	Mongar Dzongkhag RNR Sector	0.093	2.742	-2.648
205.01/01/009/004	PLC	Lhuentse Dzongkhag RNR Sector	0.032	4.369	-4.338
205.01/01/009/006	PLC	Trashi Yangtse Dzongkhag RNR Sector	0.099	0.523	-0.424
205.01/01/009/008	PLC	Pema Gatshel Dzongkhag RNR Sector	0.001	0.435	-0.435
205.01/01/009/010	PLC	Samdrup Jongkhar Dzongkhag RNR Sector		0.126	-0.126
205.01/01/009/012	PLC	Trashigang Dzongkhag RNR Sector	0.083	1.143	-1.060
205.01/01/009/014	PLC	Regional Livestock Breeding Centre, Lingmithang		0.107	-0.107
205.01/01/009/015	PLC	Regional Mithun Breeding Farm, Arong		0.385	-0.385
205.01/01/009/017	PLC	National Nublang Farm, Trashiyangphu		0.347	-0.347



SCHEDULE OF OTHER RECEIPTS & PAYMENTS DURING THE FY 2005-2006					
Account Number	Account Type	Operating Unit	AMOUNT (Nu. in Millions)		
			Receipts	Payments	Net Position
205.01/01/011/1785	PLC	Decentralised Natural Resources Mgt.(DNRM-EUSPS)		0.045	-0.045
205.01/06	LC	Survey & Land Records, MoA, Thimphu.	0.002	0.452	-0.450
205.01/16	LC	Department of Agriculture, MOA, Thimphu	2.423	2.983	-0.560
205.01/16/001/005/1574	PLC	Medicinal Plant Project-II, Deptt. of Agriculture		0.037	-0.037
205.01/16/002/001	LC	Agriculture Machinery Centre, Paro		0.404	-0.404
205.01/16/003/001	LC	Integrated Pest Management Project, Semtokha		0.049	-0.049
205.01/16/003/002	LC	Post Harvest Unit, MOA, Paro	0.009	0.044	-0.034
205.01/16/004/1503	PLC	Rural Enterprise Development Program, DOA	0.006	0.313	-0.307
205.01/16/005/001	LC	Central Machinery Unit, MOA, Bumthang	0.200	0.326	-0.126
205.01/17	LC	Department of Livestock, MOA, Thimphu	0.002	0.848	-0.845
205.01/17/001/005	LC	Livestock Central Store, Phuntsholing		0.042	-0.042
205.01/17/002/001	LC	National Jersey Breeding Farm, Samtse	0.886	0.990	-0.104
205.01/17/002/002	LC	Brown Swiss Farm, Bumthang		0.152	-0.152
205.01/17/002/003	LC	National Sheep Breeding Farm, Bumthang		0.141	-0.141
205.01/17/002/005	LC	Regional Poultry Breeding Centre, Paro	0.000	0.333	-0.333
205.01/17/002/006	LC	Regional Mithun Breeding Farm, Zhemgang		0.880	-0.880
205.01/17/002/008	LC	National Livestock Breeding Programme, W/tabta	4.756	5.594	-0.838
205.01/17/002/009	LC	Horse & Brown Swiss Cross Breeding Program, B/thang	0.156	0.084	0.072
205.01/17/002/010	LC	Regional Poultry & Pig Breeding Centre	0.187	1.039	-0.853
205.01/17/002/012	LC	Cold Water Fish Culture Centre (CWFCC), Haa		0.010	-0.010
205.01/17/002/014/1715	PLC	Thimphu Peri-Urban Dairy Project, MOA		0.157	-0.157
205.01/17/003/001	LC	Royal Vety. Epidemiology Centre, Serbithang	0.087	0.578	-0.491
205.01/17/003/004	LC	Regional Veterinary Laboratory, Gedu	0.001	0.110	-0.108
205.01/17/003/007	LC	Regional Veterinary Laboratory Gelephu		0.021	-0.021
205.01/17/1894	PLC	S/thening of Livestock Dev. Initiative, DoL	0.095	5.550	-5.456
205.01/18	LC	Department of Forest, MOA, Thimphu	0.014	0.016	-0.002
205.01/18/001/003	LC	Forest Resources Dev. Division, Thimphu	0.003	0.010	-0.007
205.01/18/002/002	LC	Divisional Forest Office, Tsirang		0.199	-0.199
205.01/18/002/004	LC	Forestry Services Division, Sarpang	0.103	0.219	-0.116
205.01/18/002/007	LC	Divisional Forest Office, Mongar	0.011	0.190	-0.179
205.01/18/002/008	LC	Divisional Forest Office, Paro	0.000	0.202	-0.202
205.01/18/002/010	LC	Divisional Forest Office, S/Jongkhar		0.193	-0.193
205.01/18/002/011	LC	Divisional Forest Office, Samtse	0.064	0.384	-0.320
205.01/18/002/012	LC	Divisional Forest Office, Zhemgang	0.010	0.786	-0.776
205.01/18/002/013	LC	Forestry Services Division, Trashigang		1.447	-1.447
205.01/18/002/014	LC	Divisional Forest Office, Thimphu	0.130	0.249	-0.119
205.01/18/002/017	LC	Divisional Forest Office, Wangdue Phodrang	0.000	0.260	-0.259
205.01/18/002/018	LC	Divisional Forest Office, Gedu		0.409	-0.409
205.01/18/004/001.07/1532	PLC	Tiger Conservation Programme, NCD, MOA	0.084		0.084
205.01/18/004/002	LC	Royal Manas National Park, Gelephu	0.054	0.277	-0.223
205.01/18/004/002/1273	PLC	Royal Manas National Park, Gelephu		0.000	0.000
205.01/18/004/004	LC	Jigme Singye Wangchuk National Park, Trongsa		0.050	-0.050
205.01/18/004/004.06/1728	PLC	Bio-diversity Conservation Project-II, JSWNP		0.236	-0.236
205.01/18/004/005	LC	Jigme Dorji National Park, Gasa	0.086	0.810	-0.724
205.01/18/004/005.03/1728	PLC	Bio-diversity Conservation Project-II, JDNP		0.412	-0.412
205.01/18/004/007	LC	Bomdeling Wildlife Sanctuary, Trashi Yangtse		0.194	-0.194
205.01/18/004/007.11/1728	PLC	Bio-diversity Conservation Project-II, BWS		0.359	-0.359
205.01/18/004/008	LC	Thrumshingla National Park, Ura, Bumthang		0.088	-0.088
205.01/18/004/008/1377	PLC	Thrumshingla National Park, Ura, Bumthang	0.935	2.596	-1.660
205.01/18/004/009.06/1728	PLC	Bio-diversity Conservation Project-II, NCD		0.031	-0.031
205.01/18/004/010	LC	Sakten Wildlife Sanctuary, Trashigang	1.003	0.918	0.085
205.01/18/005/001	LC	Bhutan Forestry Institute, Taba	0.005	0.013	-0.008
205.01/18/005/002/1841	PLC	Ugyen Wangchuk Ins. of Env. & Forestry Studies	0.005	0.080	-0.075

SCHEDULE OF OTHER RECEIPTS & PAYMENTS DURING THE FY 2005-2006					
Account Number	Account Type	Operating Unit	AMOUNT (Nu. in Millions)		
			Receipts	Payments	Net Position
205.01/29	LC	Council of RNR Research of Bhutan (CoRRB)	0.006	0.236	-0.230
205.01/29/001/1731	PLC	Bhutan RNR Research System-III, MoA	0.010		0.010
205.01/29/002/002	LC	S/tainable Soil Fert. & Plant Nutrient Mgt. Projec	0.155	0.059	0.096
205.01/29/002/1765	PLC	Sustainable Land Mgt. Project, NSSC, Semtokha		0.414	-0.414
205.01/29/003/001	LC	RNR-Research Centre, Bajo	0.100	1.309	-1.209
205.01/29/003/001/1731	PLC	RNR-RC, Bajo	0.024	0.199	-0.175
205.01/29/003/002	LC	RNR-Research Centre, Yusipang		0.197	-0.197
205.01/29/003/002/1095	PLC	RNR-Research Centre, Yusipang (Helvetas)		0.078	-0.078
205.01/29/003/003	LC	RNR-Research Centre, Jakar, Bumthang		0.007	-0.007
205.01/29/003/003/1095	PLC	RNR-Research Centre, Jakar, Bumthang	0.097	0.165	-0.068
205.01/29/003/003/1142	PLC	RNR-Research Centre, Jakar, Bumthang		0.010	-0.010
205.01/29/003/006	PLC	RNR-RC, Wengkhar, Mongar		1.197	-1.197
205.01/29/003/006/1731	PLC	RNR-RC, Wengkhar - (RNR Research System-III)		0.036	-0.036
206.01/01	LC	Ministry of Trade & Industry Secretariat		0.001	-0.001
206.01/01/001/006.00/1089	PLC	ESPS Project, PPD, MTI,Thimphu	0.022	0.073	-0.051
206.01/01/001/006.00/1504	PLC	Rural Enterprise Development Programme, MTI	0.141	0.461	-0.321
206.01/01/002/002	LC	Regional Trade & Industry Office, Trongsa		0.010	-0.010
206.01/01/002/003.00	LC	Regional Trade & Industry Office, MTI, P/ling		0.050	-0.050
206.01/19	LC	Department of Trade, MTI, Thimphu		0.054	-0.054
206.01/20	LC	Department of Geology & Mines, MTI, Thimphu	0.032	0.033	-0.001
206.01/20/1	LC	Dept. of Geology & Mines (Deposit Works), MTI	10.888	10.791	0.097
206.01/21	LC	Department of Energy, Ministry of Trade & Industry	0.418	1.734	-1.316
206.01/21/002/006.00/0212	PLC	Flood Warning Unit (Hydromet), DoE, Thimphu	0.014	0.014	
206.01/22	LC	Department of Industry, Ministry of Trade & Industry	0.184	1.949	-1.764
206.01/23	LC	Department of Tourism, Ministry of Trade & Industry	0.044	0.066	-0.023
206.01/23/002	LC	Hotel & Tourism Mgt. Training Institute - Project	0.125	0.185	-0.061
206.01/23/1697	PLC	Sustainable Tourism Dev. Department of Tourism		1.014	-1.014
208.01/01	LC	Secretariat, Ministry of Works & Human Settlement	0.382	5.742	-5.361
208.01/01/004	LC	Central Stores Unit, DoR, Phuentsholing		0.475	-0.475
208.01/01/004/01	LC	Central Stores Unit, DoR, Phuentsholing (Deposit Work)	7.222	103.362	-96.140
208.01/24	LC	Department of Roads, Thimphu	0.383	23.150	-22.767
208.01/24/001/011.00/1577	PLC	Environment Friendly Road Construction (EFRC), DOR		0.402	-0.402
208.01/24/001/4.00/1247	PLC	Rural Access Project, DOR-HQ), Thimphu		0.015	-0.015
208.01/24/001/6.00/1296	PLC	Roads Improvement Project, DOR-HQ), Thimphu		0.252	-0.252
208.01/24/002	LC	Field Roads Maintenance Division, DOR, Trongsa		2.387	-2.387
208.01/24/002/1296	PLC	Field Roads Maintenance Division, DOR, Trongsa	4.000	4.510	-0.510
208.01/24/003	LC	Field Roads Maintenance Division, DOR, Lobesa		2.883	-2.883
208.01/24/003/1296	PLC	Roads Improvement Project, FRMD, DOR, W/Phodrang		1.114	-1.114
208.01/24/004	LC	Field Roads Maintenance Division, DOR, Lingmithang	1.815	5.758	-3.943
208.01/24/004/1247	PLC	Lhuentse -Dungkar Roads, DOR, Lingmithang	1.561	1.561	
208.01/24/004/1296	PLC	Roads Improv. Project (ADB), FRMD, DOR, L/Thang	4.227	4.227	
208.01/24/005	LC	Field Roads Maintenance Division, DOR, Thimphu		4.594	-4.594
208.01/24/005/01	LC	Field Roads Maint. Division, DOR, Thimphu (D/Works)		2.292	-2.292
208.01/24/006	LC	Field Roads Maintenance Division, DOR, Zhemgang	0.345	3.084	-2.739
208.01/24/006/1247	PLC	Rural Access Project, FRMD, Zhemgang		0.279	-0.279
208.01/24/007	LC	Field Roads Maintenance Division, DOR, Sarpang	0.414	3.690	-3.276
208.01/24/008	LC	Field Roads Maintenance Division, DOR, Phuentsholing	0.667	4.500	-3.833
208.01/24/009	LC	Field Roads Maintenance Division, DOR, Trashigang	0.532	4.316	-3.784
208.01/24/009/1247	PLC	Rural Access Project (W/Bank), FRMD, DOR, Trashigang		1.291	-1.291
208.01/24/01	LC	Department of Roads, HQ, Thimphu (D/Works)	0.004		0.004
208.01/24/013/0005	PLC	WFP Generated Funds, DOR, Thimphu		0.742	-0.742
208.01/26	LC	Department of Urban Development & Housing,	0.342	0.818	-0.476
208.01/26/002	LC	City Corporation, Phuentsholing	6.202	1.339	4.863

SCHEDULE OF OTHER RECEIPTS & PAYMENTS DURING THE FY 2005-2006					
Account Number	Account Type	Operating Unit	AMOUNT (Nu. in Millions)		
			Receipts	Payments	Net Position
208.01/26/004/1246	PLC	Urban Development Project (W/Bank), DUDH	0.005	0.201	-0.196
208.01/26/004/2.00/1246	PLC	Urban Development Project (W/Bank), Zhemgang		0.584	-0.584
208.01/26/004/3.00/1246	PLC	Urban Development Project (W/Bank), Trashigang		0.276	-0.276
208.01/26/004/4.00/1246	PLC	Urban Development Project (W/Bank), Trongsa	0.127	0.470	-0.343
208.01/26/004/5.00/1246	PLC	Urban Development Project (W/Bank), Paro	0.100	0.759	-0.659
208.01/26/004/6.00/1246	PLC	Urban Development Project, Trashi Yangtse (W/Bank)	0.034	0.398	-0.364
208.01/26/004/7.00/1246	PLC	Urban Development Project (W/Bank), Lhuentse	0.911	1.347	-0.436
208.01/26/004/8.00/1246	PLC	Urban Development Project (W/Bank), W/Phodrang	0.267	10.906	-10.639
208.01/26/004/9.00/1246	PLC	Urban Development Project (W/Bank), Bumthang	0.753	4.326	-3.573
208.01/26/005/1164	PLC	Urban Infrastructure Improvement Project, DUDH	0.503	7.758	-7.255
208.01/26/007/1787	PLC	EUSPS, DUDH	3.740	5.479	-1.739
208.01/26/008/1788(Damphu)	PLC	EUSPS-Damphu	0.018	0.077	-0.059
208.01/26/008/1788(Gyelposhing)	PLC	EUSPS-Gyelposhing		0.104	-0.104
208.01/26/008/1788(Samtse)	PLC	EUSPS-Samtse	0.268	0.268	
208.01/26/008/1788(Tgang)	PLC	EUSPS-Tashigang		0.341	-0.341
208.01/26/009/1562	PLC	Suspension Bridge Program-Phase-V, DOR, Thimphu	0.009	1.261	-1.252
208.01/39	LC	National Housing Development Corporation (NHDC),	3.001	22.485	-19.484
209.01/01	LC	Ministry of Infor. & Communications Secretariat	0.271	3.959	-3.689
209.01/25	LC	Department of Civil Aviation	4.437	6.527	-2.089
209.01/27	LC	Roads Safety and Transport Authority, MOIC	0.809	2.635	-1.826
210.01/01	LC	Ministry of Health Secretariat, Thimphu	8.572	3.571	5.002
210.01/01(UNFPA)	PLC	UNFPA Project, Ministry of Health, Thimphu	0.122		0.122
210.01/01(UNICEF)	PLC	UNICEF Assisted Projects, Ministry of Health		0.364	-0.364
210.01/01/004/1760	PLC	PMU, Support to Women's Empowerment, MoH	0.008		0.008
210.01/01/1586	PLC	Health Sector Program Support (HSPS-III, DANIDA)		0.004	-0.004
210.01/01/1794	PLC	HIV/AIDS & STI Prevention & Control Project, MoH		2.182	-2.182
210.01/30	LC	Department of Public Health Services, MoH, Thimphu		4.178	-4.178
210.01/30/002/1901	PLC	TB Control Programme, MoH, Thimphu		0.114	-0.114
210.01/30/003/1817	PLC	Diabetes Health Services, Ministry of Health, Thimphu		0.009	-0.009
210.01/30/004/1900	PLC	Enhanced Malaria Control Project, Gelephu		0.004	-0.004
210.01/30/006	LC	RWSS Central Stores, Phuentsholing	0.212	0.212	0.000
210.01/30/006/002	LC	Malaria Eradication Program, Gelephu		0.197	-0.197
210.01/30/1271	PLC	DANIDA Support to RWSS, Ministry of Health	0.037	0.083	-0.047
210.01/31	LC	Department of Medical Services, MoH, Thimphu	0.181	6.275	-6.094
210.01/31/002/003	LC	J.D.W. National Referral Hospital, Thimphu	4.024	8.534	-4.510
210.01/31/002/005	LC	Regional Referral Hospital, Mongar		0.250	-0.250
210.01/31/002/011	LC	Central Regional Referral Hospital, Gelephu		0.004	-0.004
210.01/31/003/002	LC	Medical Supply Depot, Phuentsholing	0.026	0.120	-0.094
210.01/31/004/0441	PLC	Regional Referral Hospital Const. Proj., (GoI), Mongar	2.201	16.676	-14.475
210.01/31/004/0448	PLC	Expansion of JDWNR Hospital, Thimphu	3.226	8.551	-5.324
210.01/31/1656	PLC	Spillover HSPS II Construction, Ministry of Health	0.003	0.728	-0.724
211.01/01	LC	Ministry of Education Secretariat, Thimphu	0.022	2.290	-2.268
211.01/01(IA)	PLC	International Assistance, Ministry of Education	0.925	2.455	-1.530
211.01/01(UNICEF)	PLC	UNICEF Assisted Project, Ministry of Education	0.300	2.185	-1.885
211.01/01/001/005	LC	Education Central Stores, Phuentsholing		0.318	-0.318
211.01/01/1072	PLC	Second Education Project (IDA Loan), MoE, Thimphu		0.312	-0.312
211.01/1693	PLC	Education Development Project, MoE, Thimphu	0.629	13.823	-13.194
211.01/1708	PLC	Education Sector Programme Support		0.174	-0.174
211.01/33	LC	Department of Adult & Higher Education, MoE		0.051	-0.051
211.01/33/002(UG-HRD)	PLC	Scholarship Division, Adult & Higher Education	1.010	8.935	-7.925
211.01/34	LC	Department of School Education, MoE, Thimphu		0.099	-0.099
211.01/34/002/1761	PLC	Support to Teacher Education, MoE, Thimphu	0.998	1.996	-0.998
211.01/35	LC	Department of Youth, Culture & Sports, MoE		0.234	-0.234

SCHEDULE OF OTHER RECEIPTS & PAYMENTS DURING THE FY 2005-2006					
Account Number	Account Type	Operating Unit	AMOUNT (Nu. in Millions)		
			Receipts	Payments	Net Position
212.01/01	LC	Ministry of Labour & Human Resources Secretariat	0.229	0.631	-0.402
212.01/32	LC	Department of Human Resources, Thimphu	1.800	3.733	-1.933
212.01/32/004	LC	Vocational Training Institute, Samthang		0.065	-0.065
212.01/32/005	LC	National Institute for Zorig Chusum, Thimphu.		2.400	-2.400
212.01/32/006	LC	Trashy Yangtse Institute for Zorig Chusum		0.323	-0.323
212.01/32/007	LC	Construction Training Centre, Thimphu.	0.001	0.771	-0.769
212.01/32/008	LC	Vocational Training Institute, Rangjung, Trashigang	0.039	0.123	-0.084
212.01/32/009	LC	Vocational Training Institute, Khuruthang, Punakha		0.046	-0.046
212.01/32/1375	PLC	Basic Skills Dev. Project, Dept. of Human Resources		0.156	-0.156
212.01/38	LC	Bhutan Vocational Qualification Authority, Thimphu	0.003	0.010	-0.008
212.01/40	LC	Department of Labour, MoLHR	0.026	0.017	0.010
212.01/40/1540	PLC	Department of Labour, MoLHR, Thimphu	0.019	0.325	-0.305
212.01/41	LC	Department of Employment, MoLHR	0.009	0.032	-0.023
401.01	LC	Dzongkhag Administration, Chhukha	0.779	5.876	-5.097
401.01/01/003.01	LC	Dzong Construction Project, Chhukha		0.006	-0.006
401.01/16/1122	PLC	Dzongkhag Administration, Chhukha		0.570	-0.570
401.02	LC	Balujoro Geog, Dzongkhag Administration, Chhukha	0.097	0.120	-0.023
401.03	LC	Bongo Geog, Chhukha Dzongkhag		0.154	-0.154
401.04	LC	Chapcha Geog, Chhukha Dzongkhag	0.017	0.145	-0.128
401.05	LC	Dungna Geog, Chhukha Dzongkhag		0.039	-0.039
401.09	LC	Jabcho Geog, Chhukha Dzongkhag		0.756	-0.756
401.11	LC	Metakha Geog, Chhukha Dzongkhag		0.000	0.000
402.01	LC	Dzongkhag Administration, Ha.	0.119	2.601	-2.482
402.01/16/1122	PLC	Dzongkhag Administration, Ha	0.002	0.305	-0.302
402.02	LC	Bjee Geog, Ha Dzongkhag	0.001	0.092	-0.091
402.03	LC	Kastho Geog, Ha Dzongkhag	0.001	0.077	-0.075
402.04	LC	Sambekha Geog, Ha Dzongkhag		0.016	-0.016
402.05	LC	Sama Geog, Ha Dzongkhag	0.002	0.472	-0.471
402.06	LC	Uesu Geog, Ha Dzongkhag	0.001	0.160	-0.159
403.01	LC	Dzongkhag Administration, Paro.	2.095	5.347	-3.252
403.01/16/1122	PLC	WWMP, Dzongkhag Administration, Paro	1.715	2.663	-0.948
403.04	LC	Dotey Geog, Paro Dzongkhag	0.038	0.211	-0.173
403.05	LC	Horey Geog, Paro Dzongkhag	0.000	0.049	-0.049
403.06	LC	Lango Geog, Paro Dzongkhag		0.220	-0.220
403.07	LC	Lungni Geog, Paro Dzongkhag	0.011	0.096	-0.086
403.08	LC	Naja Geog, Paro Dzongkhag	0.006	0.688	-0.682
403.09	LC	Shaba Geog, Paro Dzongkhag	0.066	0.157	-0.091
403.10	LC	Tsento Geog, Paro Dzongkhag		0.026	-0.026
403.11	LC	Wangchang Geog, Paro Dzongkhag	0.006	0.089	-0.083
404.01	LC	Dzongkhag Administration, Samtse.	3.148	6.925	-3.777
404.03	LC	Biru Geog, Samtse Dzongkhag	0.030	0.033	-0.003
404.04	LC	Charghare Geog, Samtse Dzongkhag		0.005	-0.005
404.05	LC	Chengmari Geog, Samtse Dzongkhag		0.007	-0.007
404.06	LC	Denchhukha Geog, Samtse Dzongkhag		0.000	0.000
404.07	LC	Dorokha Geog, Samtse Dzongkhag		0.003	-0.003
404.09	LC	Ghumaaney Geog, Samtse Dzongkhag	0.060	0.060	
404.10	LC	Lhahareni Geog, Samtse Dzongkhag	0.060	0.061	-0.001
404.12	LC	Nainital Geog, Samtse Dzongkhag		0.000	0.000
404.13	LC	Pagli Geog, Samtse Dzongkhag	0.072	0.077	-0.005
404.14	LC	Samtse Geog, Samtse Dzongkhag	0.019	0.093	-0.074
404.15	LC	Sibsu Geog, Samtse Dzongkhag	0.060	0.074	-0.014
404.16	LC	Tading Geog, Samtse Dzongkhag	0.044	0.044	
404.17	LC	Tendu Geog, Samtse Dzongkhag		0.004	-0.004

SCHEDULE OF OTHER RECEIPTS & PAYMENTS DURING THE FY 2005-2006					
Account Number	Account Type	Operating Unit	AMOUNT (Nu. in Millions)		
			Receipts	Payments	Net Position
405.01	LC	Dzongkhag Administration, Tsirang	1.603	13.973	-12.370
405.02	LC	Beteni Geog, Tsirang Dzongkhag		0.186	-0.186
405.03	LC	Dunglegang Geog, Tsirang Dzongkhag		0.336	-0.336
405.04	LC	Barshong Geog, Tsirang Dzongkhag		1.673	-1.673
405.05	LC	Gosheling Geog, Tsirang Dzongkhag		0.538	-0.538
405.06	LC	Rangthangling Geog, Tsirang Dzongkhag		0.484	-0.484
405.07	LC	Kikhorthang Geog, Tsirang Dzongkhag		0.078	-0.078
405.08	LC	Mendrelgang Geog, Tsirang Dzongkhag		0.082	-0.082
405.09	LC	Patale Geog, Tsirang Dzongkhag		0.286	-0.286
405.10	LC	Phuentenchhu Geog, Tsirang Dzongkhag		0.079	-0.079
405.11	LC	Semjong Geog, Tsirang Dzongkhag	0.001	0.084	-0.083
405.12	LC	Tsholingkhar Geog, Tsirang Dzongkhag		0.084	-0.084
405.13	LC	Tsirangtoe Geog, Tsirang Dzongkhag	0.001	5.485	-5.484
406.01	LC	Dzongkhag Administration, Dagana	1.474	7.936	-6.462
406.02	LC	Dorona Geog, Dagana Dzongkhag		0.241	-0.241
406.03	LC	Drujeygang Geog, Dagana Dzongkhag	0.006	0.214	-0.208
406.04	LC	Gesarling Geog, Dagana Dzongkhag		0.161	-0.161
406.05	LC	Goshi Geog, Dagana Dzongkhag	0.190	0.256	-0.066
406.06	LC	Kana Geog, Dagana Dzongkhag	0.595	3.446	-2.851
406.07	LC	Khebebisa Geog, Dagana Dzongkhag	0.096	0.505	-0.409
406.08	LC	Lajab Geog, Dagana Dzongkhag		0.642	-0.642
406.09	LC	Tashiding Geog, Dagana Dzongkhag	0.029	0.145	-0.117
406.10	LC	Tshendaygang Geog, Dagana Dzongkhag	0.065	0.452	-0.386
406.11	LC	Tshangkha Geog, Dagana Dzongkhag	0.090	1.019	-0.929
406.12	LC	Tseza Geog, Dagana Dzongkhag	0.010	0.177	-0.167
407.01	LC	Dzongkhag Administration, Punakha		4.277	-4.277
407.02	LC	Chhubu Geog, Punakha Dzongkhag		0.013	-0.013
407.03	LC	Goenshari Geog, Punakha Dzongkhag		0.331	-0.331
407.04	LC	Guma Geog, Punakha Dzongkhag	0.042	0.056	-0.014
407.05	LC	Kabjisa Geog, Punakha Dzongkhag		0.065	-0.065
407.06	LC	Lingbukha Geog, Punakha Dzongkhag		0.160	-0.160
407.07	LC	Shengana Geog, Punakha Dzongkhag	0.068		0.068
407.08	LC	Talo Geog, Punakha Dzongkhag		0.101	-0.101
407.09	LC	Toewang Geog, Punakha Dzongkhag		0.316	-0.316
408.01	LC	Dzongkhag Administration, Wangdue Phodrang	1.301	7.359	-6.058
408.02	LC	Bjena Gewog, Wangdue Phodrang Dzongkhag	0.002	0.012	-0.010
408.04	LC	Darkar Geog, Wangdue Phodrang Dzongkhag	0.002	0.090	-0.088
408.05	LC	Gangtey Geog, Wangdue Phodrang Dzongkhag	0.002	0.002	
408.06	LC	Gasetshogom Geog, Wangdue Phodrang Dzongkhag	0.002	0.105	-0.103
408.07	LC	Gasetshowom Geog, Wangdue Phodrang Dzongkhag	0.002	0.010	-0.008
408.08	LC	Kashi Geog, Wangdue Phodrang Dzongkhag	0.002	0.002	
408.09	LC	Nahi Geog, Wangdue Phodrang Dzongkhag	0.002	0.128	-0.126
408.10	LC	Nisho Geog, Wangdue Phodrang Dzongkhag	0.036	0.036	
408.11	LC	Phangyul Geog, Wangdue Phodrang Dzongkhag	0.002	0.002	
408.12	LC	Phobjee Geog, Wangdue Phodrang Dzongkhag	0.002	0.056	-0.054
408.13	LC	Roepa Geog, Wangdue Phodrang Dzongkhag	0.002	0.007	-0.005
408.14	LC	Sephu Geog, Wangdue Phodrang Dzongkhag	0.002	0.078	-0.076
408.15	LC	Athang Gewog, Wangdue Phodrang Dzongkhag	0.002	0.098	-0.096
408.16	LC	Thetshong Geog, Wangdue Phodrang Dzongkhag	0.029	0.093	-0.064
409.01	LC	Dzongkhag Administration, Bumthang	3.361	3.721	-0.361
409.02	LC	Chhoekhor Geog, Bumthang Dzongkhag	0.039	0.140	-0.101
409.03	LC	Chhume Geog, Bumthang Dzongkhag	0.582	0.291	0.291
409.04	LC	Tang Geog, Bumthang Dzongkhag	0.219	0.189	0.029

SCHEDULE OF OTHER RECEIPTS & PAYMENTS DURING THE FY 2005-2006					
Account Number	Account Type	Operating Unit	AMOUNT (Nu. in Millions)		
			Receipts	Payments	Net Position
409.05	LC	Ura Geog, Bumthang Dzongkhag	0.230	0.230	
410.01	LC	Dzongkhag Administration, Sarpang.	0.383	6.489	-6.106
410.02	LC	Bhur Geog, Sarpang Dzongkhag		0.433	-0.433
410.03	LC	Chuzangang Geog, Sarpang Dzongkhag		0.199	-0.199
410.04	LC	Dekiling Geog, Sarpang Dzongkhag		0.013	-0.013
410.06	LC	Deorali Geog, Sarpang Dzongkhag		0.010	-0.010
410.08	LC	Hilley Geog, Sarpang Dzongkhag		0.069	-0.069
410.09	LC	Jigmechoeling Geog, Sarpang Dzongkhag		0.247	-0.247
410.10	LC	Lhamayzingkha Gewog, Sarpang Dzongkhag		0.096	-0.096
410.13	LC	Sershong Geog, Sarpang Dzongkhag		0.114	-0.114
410.14	LC	Singhi Geog, Sarpang Dzongkhag		0.030	-0.030
410.16	LC	Umling Gewog, Sarpang Dzongkhag		0.130	-0.130
411.01	LC	Dzongkhag Administration, Zhemgang	0.817	6.971	-6.155
411.02	LC	Bardo Geog, Zhemgang Dzongkhag	0.000	0.051	-0.051
411.03	LC	Bjoka Geog, Zhemgang Dzongkhag		0.000	0.000
411.04	LC	Nangkor Geog, Zhemgang Dzongkhag		0.248	-0.248
411.05	LC	Ngangla Geog, Zhemgang Dzongkhag		0.000	0.000
411.06	LC	Pangkhar Geog, Zhemgang Dzongkhag		0.029	-0.029
411.07	LC	Shingkar Geog, Zhemgang Dzongkhag		0.032	-0.032
411.08	LC	Trong Geog, Zhemgang Dzongkhag		0.903	-0.903
411.09	LC	Goshing Geog, Zhemgang Dzongkhag		0.000	0.000
412.01	LC	Dzongkhag Administration, Trongsa	1.555	12.436	-10.881
412.02	LC	Dragteng Geog, Trongsa Dzongkhag		0.239	-0.239
412.03	LC	Korphu Geog, Trongsa Dzongkhag		0.121	-0.121
412.04	LC	Langthel Geog, Trongsa Dzongkhag		0.244	-0.244
412.05	LC	Nubi Geog, Trongsa Dzongkhag		0.056	-0.056
412.06	LC	Tangbi Geog, Trongsa Dzongkhag		0.333	-0.333
413.01	LC	Dzongkhag Administration, Lhuentse.	0.189	6.307	-6.118
413.02	LC	Gangzur Geog, Lhuentse Dzongkhag		0.173	-0.173
413.03	LC	Jarey Geog, Lhuentse Dzongkhag		0.298	-0.298
413.04	LC	Khoma Geog, Lhuentse Dzongkhag		0.113	-0.113
413.05	LC	Kurtoe Geog, Lhuentse Dzongkhag		0.045	-0.045
413.06	LC	Minjay Geog, Lhuentse Dzongkhag		0.372	-0.372
413.07	LC	Menbi Geog, Lhuentse Dzongkhag		0.125	-0.125
413.08	LC	Metsho Geog, Lhuentse Dzongkhag		0.071	-0.071
413.09	LC	Tshenkhar Geog, Lhuentse Dzongkhag		0.429	-0.429
414.01	LC	Dzongkhag Administration, Mongar	3.472	10.335	-6.863
414.02	LC	Balam Geog, Mongar Dzongkhag		0.070	-0.070
414.04	LC	Chaskhar Geog, Mongar Dzongkhag		0.078	-0.078
414.05	LC	Dramtse Geog, Mongar Dzongkhag		0.086	-0.086
414.06	LC	Drepong Geog, Mongar Dzongkhag		0.051	-0.051
414.08	LC	Jurmey Geog, Mongar Dzongkhag		0.062	-0.062
414.09	LC	Kengkhar Geog, Mongar Dzongkhag		0.020	-0.020
414.11	LC	Natshang Geog, Mongar Dzongkhag	0.176	0.028	0.148
414.13	LC	Sherimung Geog, Mongar Dzongkhag		0.046	-0.046
415.01	LC	Dzongkhag Administration, Pema Gatshel.	0.171	6.760	-6.589
415.02	LC	Chongshing Gewog, Pema Gatshel Dzongkhag	0.002	0.397	-0.395
415.03	LC	Chhimung Geog, Pema Gatshel Dzongkhag		0.236	-0.236
415.04	LC	Dungme Geog, Pema Gatshel Dzongkhag		0.660	-0.660
415.05	LC	Khar Geog, Pema Gatshel Dzongkhag		0.301	-0.301
415.06	LC	Shumar geog, Pema Gatshel Dzongkhag	0.016	0.383	-0.367
415.07	LC	Yurung Geog, Pema Gatshel Dzongkhag		0.555	-0.555
415.08	LC	Zobel Geog, Pema Gatshel Dzongkhag		0.133	-0.133

SCHEDULE OF OTHER RECEIPTS & PAYMENTS DURING THE FY 2005-2006					
Account Number	Account Type	Operating Unit	AMOUNT (Nu. in Millions)		
			Receipts	Payments	Net Position
416.01	LC	Dzongkhag Administration, Samdrup Jongkhar.	0.013	6.466	-6.452
416.02	LC	Phuntshothang Geog, Samdrup Jongkhar Dzongkhag		0.082	-0.082
416.04	LC	Dechenling Geog, Samdrup Jongkhar Dzongkhar		0.002	-0.002
416.05	LC	Gomdar Geog, Samdrup Jongkhar Dzongkhag		0.140	-0.140
416.08	LC	Martshala Geog, Samdrup Jongkhar Dzongkhag		0.168	-0.168
416.09	LC	Norbugang Geog, Samdrup Jongkhar Dzongkhag		0.143	-0.143
416.10	LC	Orong Geog, Samdrup Jongkhar Dzongkhag		0.130	-0.130
417.01	LC	Dzongkhag Administration, Trashigang	1.963	9.265	-7.303
417.02	LC	Bartsham Geog, Trashigang Dzongkhag		0.010	-0.010
417.03	LC	Bidung Geog, Trashigang Dzongkhag		0.035	-0.035
417.04	LC	Kanglung Geog, Trashigang Dzongkhag		0.084	-0.084
417.05	LC	Kangpara Geog, Trashigang Dzongkhag		0.116	-0.116
417.06	LC	Khaling Geog, Trashigang Dzongkhag		0.036	-0.036
417.07	LC	Lumang Geog, Trashigang Dzongkhag		0.137	-0.137
417.08	LC	Merak Geog, Trashigang Dzongkhag		0.205	-0.205
417.09	LC	Nanong Geog, Trashigang Dzongkhag		0.010	-0.010
417.10	LC	Phongmey Geog, Trashigang Dzongkhag		0.271	-0.271
417.11	LC	Radhi Geog, Trashigang Dzongkhag		0.146	-0.146
417.12	LC	Sakten Geog, Trashigang Dzongkhag		0.237	-0.237
417.13	LC	Samkhar Geog, Trashigang Dzongkhag		0.002	-0.002
417.14	LC	Shongphu Geog, Trashigang Dzongkhag		0.000	0.000
417.15	LC	Thrimshing Geog, Trashigang Dzongkhag		0.007	-0.007
417.16	LC	Uzarong Geog, Trashigang Dzongkhag	0.000	0.061	-0.061
417.17	LC	Yangneer Geog, Trashigang Dzongkhag		0.017	-0.017
418.01	LC	Dzongkhag Administration, Thimphu.	0.007	4.901	-4.894
418.01/16/1122	PLC	Dzongkhag Wang Watershed Mgt. Project		0.360	-0.360
418.02	LC	Babi Geog, Thimphu Dzongkhag		0.114	-0.114
418.04	LC	Dagala Geog, Thimphu Dzongkhag		0.017	-0.017
418.06	LC	Kawang Geog, Thimphu Dzongkhag		0.002	-0.002
418.07	LC	Lingshi Geog, Thimphu Dzongkhag		0.125	-0.125
418.08	LC	Mewang Geog, Thimphu Dzongkhag		0.129	-0.129
418.09	LC	Naro Geog, Thimphu Dzongkhag		0.012	-0.012
418.10	LC	Soe Geog, Thimphu Dzongkhag		0.012	-0.012
418.12	LC	Toebi Geog, Thimphu Dzongkhag		0.163	-0.163
419.01	LC	Dzongkhag Administration, Gasa	0.366	4.776	-4.409
419.02	LC	Goenkham Geog, Gasa Dzongkhag	0.000	0.176	-0.176
419.03	LC	Goenkhatoe Geog, Gasa Dzongkhag		0.041	-0.041
419.04	LC	Laya Geog, Gasa Dzongkhag		0.116	-0.116
419.05	LC	Lunana Gewog, Gasa Dzongkhag		0.087	-0.087
420.01	LC	Dzongkhag Administration, Trashi Yangtse	1.344	8.449	-7.105
420.02	LC	Bumdiling Gewog, Trashi Yangtse Dzongkhag		0.400	-0.400
420.03	LC	Jamkhar Gewog, Trashi Yangtse Dzongkhag		0.014	-0.014
420.04	LC	Khamdang Gewog, Trashi Yangtse Dzongkhag		0.020	-0.020
420.06	LC	Toetsho Gewog, Trashi Yangtse Dzongkhag		0.005	-0.005
420.07	LC	Tongshang Gewog, Trashi Yangtse Dzongkhag	0.034	0.068	-0.034
420.08	LC	Yalang Gewog, Trashi Yangtse Dzongkhag	0.040	0.105	-0.065
420.09	LC	Yangtse Gewog, Trashi Yangtse Dzongkhag		0.210	-0.210
		<b>TOTAL</b>	<b>178.151</b>	<b>715.388</b>	<b>-537.237</b>

<b>SCHEDULE OF REVENUE RECEIPTS &amp; REMITTANCES FOR THE FISCAL YEAR 2005-2006</b>					
Account Number	Account Type	Operating Unit	AMOUNT (Nu. in Millions)		
			Receipts	Payments	Net Position
101.01/01	LC	His Majesty's Secretariat, Thimphu	0.819	0.819	
102.01/01	LC	National Assembly of Bhutan, Thimphu	0.687	0.681	0.006
102.01/01/1930	PLC	Strengthening of National Assembly Secretariat	0.024	0.404	-0.380
103.01/01	LC	Royal Advisory Council, Thimphu	0.494	0.495	-0.002
104.01/01	LC	Central Monastic Secretariat, Thimphu	0.381	0.381	
104.01/01/001	PLC	Religion & Health Project, Central Monastic Secretariat	0.115	0.115	
104.01/01/1326	PLC	D/phodrang Monastic School Construction, Thimphu	0.020	0.020	
104.01/02	LC	Central Monk Bodies (Rabdey), CRA, Thimphu	0.262	0.312	-0.050
106.01/001	LC	High Court, Thimphu	1.003	1.004	-0.001
106.01/002	LC	District Court, Thimphu	0.287	0.287	
106.01/003	LC	District Court, Trashigang	0.026	0.027	-0.001
106.01/004	LC	District Court, Wangdue Phodrang	0.044	0.044	
106.01/005	LC	District Court, Punakha	0.033	0.033	0.000
106.01/006	LC	District Court, Sarpang	0.090	0.089	0.001
106.01/007	LC	District Court, Tsirang	0.043	0.043	
106.01/008	LC	District Court, Paro	0.041	0.043	-0.002
106.01/009	LC	District Court, Chhukha	0.042	0.040	0.002
106.01/01/001/1626	PLC	Construction of High Court Building, Thimphu	0.000	0.000	
106.01/01/010/1818	PLC	Strengthening of Samtse Court	0.635	0.635	
106.01/010	LC	District Court, Samtse	0.099	0.099	
106.01/011	LC	District Court, Samdrup Jongkhar	0.071	0.070	0.000
106.01/012	LC	District Court, Mongar	0.039	0.039	0.000
106.01/013	LC	District Court, Ha	0.048	0.048	0.000
106.01/014	LC	District Court, Trongsa	0.043	0.043	0.000
106.01/015	LC	District Court, Zhemgang	0.038	0.038	
106.01/016	LC	District Court, Dagana	0.027	0.027	0.000
106.01/017	LC	District Court, Lhuentse	0.019	0.017	0.002
106.01/018	LC	District Court, Pema Gatsel	0.032	0.032	0.000
106.01/019	LC	District Court, Bumthang	0.026	0.026	
106.01/020	LC	District Court, Gasar	0.017	0.017	0.000
106.01/021	LC	District Court, Trashigang Yangtse	0.059	0.024	0.035
106.01/022	LC	Dungkhag Court, Phuentsholing	0.149	0.149	0.000
106.01/023	LC	Dungkhag Court, Wamrong	0.016	0.016	0.000
106.01/024	LC	Dungkhag Court, Gelephu	0.028	0.028	
108.01/01	LC	Royal Audit Authority, Thimphu	1.743	1.743	
108.01/01/001/1592	PLC	Good Governance-Public Admin. Reform Proj. (GG-PARP)	0.024	0.024	
108.01/01/002	LC	Regional Royal Audit Authority (East), S/Jongkhar	0.105	0.105	
108.01/01/003	LC	Regional Royal Audit Authority (Central), Bumthang	0.056	0.072	-0.016
108.01/01/004	LC	Regional Royal Audit Authority (West), Tsirang	0.045	0.045	0.000
109.01/01	LC	Royal Civil Service Commission, Thimphu	0.793	0.793	
109.01/01/002/1587	PLC	Good Governance & Public Admin. Reform, RCSC	0.073	0.073	
109.01/01/002/1648	PLC	Sustainable HRD Project, RCSC	0.003	0.003	
109.01/01/1996	PLC	Royal Civil Service Commission, Thimphu	0.066	0.066	
111.01/01	LC	Bhutan Olympic Committee, Thimphu	0.183	0.181	0.003
114.01/01	LC	National Environment Commission, Thimphu.	0.661	0.664	-0.003
114.01/01/001	LC	EXPO-2005, NEC, Thimphu	0.009	0.066	-0.056
114.01/01/001/0862	PLC	Green-House Gas Project, NEC, Thimphu	0.091	0.091	
114.01/01/1784	PLC	Environment & Urban Sector Programme Support (EUSPS), NEC	0.101	0.101	
115.01/01	LC	Royal Institute of Management, Semtokha	1.485	1.485	
115.01/01/1588	PLC	Institutional Strengthening of RIM (Danida Phase II)	0.114	0.114	



<b>SCHEDULE OF REVENUE RECEIPTS &amp; REMITTANCES FOR THE FISCAL YEAR 2005-2006</b>					
Account Number	Account Type	Operating Unit	AMOUNT (Nu. in Millions)		
			Receipts	Payments	Net Position
116.01/01	LC	Centre for Bhutan Studies, Thimphu	0.234	0.228	0.006
118.01/01	LC	Cabinet Secretariat, Thimphu	0.177	0.177	
120.01/01	LC	Office of Legal Affairs, Thimphu	0.113	0.114	-0.001
120.01/01/001/1.03	LC	Drafting the Constitution of the Kingdom, OLA	0.013	0.013	0.001
120.01/01/1589	PLC	Office of Legal Affairs	0.000	0.000	
120.01/01/1932	PLC	Support to Const. Process, Constitution Drafting Commission	0.199	0.196	0.002
121.01/01	LC	Royal University of Bhutan , Thimphu	0.271	0.271	
121.01/33/001	LC	Sherubtse College, Kanglung	2.246	2.246	
121.01/33/001(UNFPA)	PLC	Sherubtse College, Kanglung	0.019	0.019	
121.01/33/002	LC	Institute of Language & Cultural Studies, Semtokha	0.216	0.216	
121.01/33/003	LC	Royal Bhutan Institute of Technology, Rinchending	2.360	2.367	-0.006
121.01/33/004	PLC	Natural Resources Training Institute, Lobesa	1.126	1.131	-0.005
121.01/46/005	LC	National Institute of Education, Paro	1.639	1.783	-0.143
121.01/46/006	LC	National Institue of Education, Samtse	1.621	1.621	
122.01/01	LC	National Statistical Bureau (NSB), Thimphu	0.202	0.202	0.000
122.01/01/1364	PLC	National Statistical Bureau (NSB), Thimphu	0.081	0.081	
123.01/01	LC	Anti Corruption Commission	0.132	0.132	
124.01/01	LC	Election Commissioner Office, Thimphu	0.162	0.146	0.017
201.01/01	LC	Ministry of Home and Cultural Affairs, Thimphu	1.115	1.115	
201.01/01/002/002.00	LC	Ministry of Home and Cultural Affairs, Thimphu	0.022	0.022	
201.01/01/010/1639	PLC	Decentralisation Support Program, MoHCA	0.010	0.010	
201.01/03	LC	Royal Bhutan Police, (HQ)	2.622	2.615	0.007
201.01/07	LC	Department of Immigration & Census, MoHCA	0.621	0.621	0.000
201.01/07/001/009	LC	Population and Housing Census	0.087	0.087	0.000
201.01/45	LC	Department of Culture, MoHCA, Thimphu	1.991	1.991	0.000
201.01/45/001/1961	PLC	Ministry of Home & Cultural Affairs, Thimphu	0.008	0.000	0.008
201.01/45/005	LC	National Museum, Paro	0.135	0.135	0.000
201.01/45/1877	PLC	Semtokha Dzong Restoration Project, Dept. of Culture	0.365	0.365	
201.01/47	LC	Department of Local Governance, MoHCA	0.149	0.149	
202.01/01	LC	Ministry of Finance Secretariat, Thimphu	1.262	1.253	0.009
202.01/01/001/1380	PLC	HRD for NFS (Helvatas), Ministry of Finance	0.000	0.181	-0.181
202.01/08	LC	Department of Budget and Accounts, MoF	0.707	0.707	
202.01/08/1578	PLC	I/tutional Dev. & Capacity Bldg. of F/cial Mgt.	0.001	0.001	
202.01/08/1948	PLC	Capacity Dev.in Public Financial Mgt.(DBA), MoF	0.075	0.075	
202.01/09	LC	Department of Revenue and Customs, Ministry of Finance	0.720	0.719	0.002
202.01/09/001/1591	PLC	Good Governance & PARP(DRC) MOF, Tashichho-Dzong	0.006	0.065	-0.059
202.01/09/002	LC	Regional Revenue & Customs Office, Thimphu	0.283	0.283	
202.01/09/003	LC	Regional Revenue & Customs Office, P/ling	1.370	1.370	
202.01/09/004	LC	Regional Revenue & Customs Office, Samtse	0.272	0.272	
202.01/09/005	LC	Regional Revenue & Customs, Gelephu	0.176	0.171	0.005
202.01/09/006	LC	Regional Revenue & Customs Office, S/Jongkhar	0.208	0.221	-0.013
202.01/09/008	LC	Regional Revenue & Customs Office, Paro	0.129	0.129	
202.01/10	LC	Department of Aid & Debt Mgt., Ministry of Finance	0.400	0.400	
202.01/10/002/0789	PLC	SDS-Operational Budget, SDS, Thimphu	0.025	0.035	-0.010
202.01/10/002/1176	PLC	Type III Project, SDS, Thimphu	0.014	0.014	
202.01/12	LC	Department of National Properties, MOF, Thimphu	2.123	2.123	0.000
202.01/12/01	LC	Department of National Properties (D/Works), MOF	0.046	0.046	
202.01/36	LC	Department of Planning	0.392	0.391	0.000
202.01/36/1304	PLC	Department of Planning	0.007	0.007	
202.01/36/1670	PLC	Department of Planning,	0.209	0.209	

<b>SCHEDULE OF REVENUE RECEIPTS &amp; REMITTANCES FOR THE FISCAL YEAR 2005-2006</b>					
Account Number	Account Type	Operating Unit	AMOUNT (Nu. in Millions)		
			Receipts	Payments	Net Position
203.01/01	LC	Ministry of Foreign Affairs, Thimphu	0.926	0.879	0.047
203.01/13/01/001.00	LC	PMB, New York, Ministry of Foreign Affairs, Thimphu	0.126	0.000	0.126
203.01/13/02/001.00	LC	RBE, New Delhi, Ministry of Foreign Affairs, Thimphu	0.036	0.032	0.004
203.01/13/02/004.00	LC	RBE, Bangkok, Ministry of Foreign Affairs, Thimphu	0.352	0.201	0.152
205.01/01	LC	Ministry of Agriculture Secretariat, Thimphu	1.506	1.480	0.027
205.01/01/001/006/1698	PLC	Rural Development Training Centre, Lobesa	0.048	0.048	
205.01/01/002/001	LC	National Biodiversity Centre, Serbithang	0.385	0.385	
205.01/01/002/003/1252	PLC	National Bio-diversity Centre, Serbithang	0.090	0.090	
205.01/01/002/005/1337	PLC	On Farm PGR Conservation in Bhutan (BUCAP), Serbithang.	0.010	0.010	
205.01/01/003/1964	PLC	The Project Facilitation Office, Khangma, Trashigang	0.067	0.067	
205.01/01/004/001	LC	Wang Watershed Management Project, Paro.	0.069	0.069	
205.01/01/004/001/1122	PLC	Wang Watershed Management Project, Paro	0.158	0.096	0.062
205.01/01/005	LC	Bhutan Agriculture & Food Regulatory Authority (BAFRA)	0.748	0.736	0.012
205.01/01/007	LC	Bhutan-German S/tainable RNR Dev. Project, Lobesa	0.022	0.022	
205.01/01/007/1482	PLC	Bhutan-German S/tainable Dev. Project, Lobesa	0.134	0.134	
205.01/01/008	PLC	East Central Region-Agri. Dev. Project (ECR-ADP), Z/gang	0.019	0.019	
205.01/01/009/001	PLC	Project Facilitation Office, Khangma	0.136	0.136	
205.01/01/009/002	PLC	Mongar Dzongkhag RNR Sector	0.430	0.420	0.010
205.01/01/009/004	PLC	Lhuentse Dzongkhag RNR Sector	0.448	0.447	0.001
205.01/01/009/006	PLC	Trashi Yangtse Dzongkhag RNR Sector	0.255	0.255	
205.01/01/009/008	PLC	Pema Gatshel Dzongkhag RNR Sector	0.114	0.113	0.001
205.01/01/009/010	PLC	Samdrup Jongkhar Dzongkhag RNR Sector	0.292	0.293	-0.001
205.01/01/009/012	PLC	Trashigang Dzongkhag RNR Sector	0.553	0.552	0.001
205.01/01/009/014	PLC	Regional Livestock Breeding Centre, Lingmithang	0.111	0.111	
205.01/01/009/015	PLC	Regional Mithun Breeding Farm, Arong	0.074	0.074	
205.01/01/009/017	PLC	National Nublang Farm, Trashiyangphu	0.048	0.048	
205.01/01/011/1785	PLC	Decentralised Natural Resources Mgt.(DNRM-EUSPS), MoA	0.086	0.086	
205.01/06	LC	Survey & Land Records, MoA, Thimphu.	2.273	2.263	0.010
205.01/16	LC	Department of Agriculture, MOA, Thimphu	0.767	0.762	0.005
205.01/16/001/005/1574	PLC	Medicinal Plant Project-II, Deptt. of Agriculture	0.122	0.143	-0.021
205.01/16/002/001	LC	Agriculture Machinery Centre, Paro	0.289	0.290	-0.001
205.01/16/003/001	LC	Integrated Pest Management Project, Semtokha	0.139	0.146	-0.006
205.01/16/003/002	LC	Post Harvest Unit, MOA, Paro	0.439	0.439	
205.01/16/004/1503	PLC	Rural Enterprise Development Program, DOA, Thimphu	0.150	0.183	-0.032
205.01/16/005/001	LC	Central Machinery Unit, MOA, Bumthang	0.233	0.259	-0.026
205.01/16/006/1875	PLC	Decentralised Rural Development Project, MoA	0.042	0.048	-0.006
205.01/17	LC	Department of Livestock, MOA, Thimphu	0.997	0.487	0.510
205.01/17/001/005	LC	Livestock Central Store, Phuntsholing	0.109	0.109	
205.01/17/002/001	LC	National Jersey Breeding Farm, Samtse	0.219	0.219	
205.01/17/002/002	LC	Brown Swiss Farm, Bumthang	0.047	0.047	
205.01/17/002/003	LC	National Sheep Breeding Farm, Bumthang	0.118	0.119	0.000
205.01/17/002/004	LC	National Pig Breeding Centre, Wangchutaba	0.108	0.109	-0.001
205.01/17/002/005	LC	Regional Poultry Breeding Centre, Paro	0.130	0.130	
205.01/17/002/006	LC	Regional Mithun Breeding Farm, Zhemgang	0.183	0.194	-0.012
205.01/17/002/007	LC	National Feed & Fodder Dev. Programme, Bumthang	0.091	0.091	
205.01/17/002/008	LC	National Livestock Breeding Programme, W/tabta	0.379	0.379	
205.01/17/002/009	LC	Horse & Brown Swiss Cross Breeding Program, B/thang	0.090	0.095	-0.005
205.01/17/002/010	LC	Regional Poultry & Pig Breeding Centre	0.296	0.295	0.001
205.01/17/002/012	LC	Cold Water Fish Culture Centre (CW FCC), Haa	0.050	0.050	
205.01/17/002/014/1715	PLC	Thimphu Peri-Urban Dairy Project, MOA	0.019	0.019	

<b>SCHEDULE OF REVENUE RECEIPTS &amp; REMITTANCES FOR THE FISCAL YEAR 2005-2006</b>					
Account Number	Account Type	Operating Unit	AMOUNT (Nu. in Millions)		
			Receipts	Payments	Net Position
205.01/17/003/001	LC	Royal Vety. Epidemiology Centre, Serbithang	0.494	0.494	
205.01/17/003/004	LC	Regional Veterinary Laboratory, Gedu	0.108	0.108	
205.01/17/003/005	LC	Regional Veterinary Laboratory, Khaling	0.069	0.069	
205.01/17/003/006	LC	Regional Veterinary Laboratory, Bumthang	0.035	0.035	
205.01/17/003/007	LC	Regional Veterinary Laboratory Gelephu	0.058	0.057	0.001
205.01/17/1894	PLC	S/thening of Livestock Dev. Initiative, DoL	0.429	0.399	0.030
205.01/18	LC	Department of Forest, MOA, Thimphu	0.701	0.700	0.001
205.01/18/001/003	LC	Forest Resources Dev. Division, Thimphu	0.268	0.268	
205.01/18/002/001	LC	Divisional Forest Office, Bumthang	0.054	0.104	-0.049
205.01/18/002/002	LC	Divisional Forest Office, Tsirang	0.149	0.149	
205.01/18/002/004	LC	Forestry Services Division, Sarpang	0.485	0.483	0.001
205.01/18/002/007	LC	Divisional Forest Office, Mongar	0.244	0.263	-0.019
205.01/18/002/008	LC	Divisional Forest Office, Paro	0.137	0.137	-0.001
205.01/18/002/010	LC	Divisional Forest Office, S/Jongkhar	0.375	0.375	
205.01/18/002/011	LC	Divisional Forest Office, Samtse	0.379	0.384	-0.005
205.01/18/002/012	LC	Divisional Forest Office, Zhemgang	0.152	0.140	0.011
205.01/18/002/013	LC	Forestry Services Division, Trashigang	0.344	0.344	
205.01/18/002/014	LC	Divisional Forest Office, Thimphu	0.548	0.548	0.000
205.01/18/002/017	LC	Divisional Forest Office, Wangdue Phodrang	0.286	0.286	0.000
205.01/18/002/018	LC	Divisional Forest Office, Gedu	0.365	0.365	
205.01/18/004/002	LC	Royal Manas National Park, Gelephu	0.133	0.133	
205.01/18/004/002/1273	PLC	Royal Manas National Park, Gelephu	0.021	0.021	
205.01/18/004/004	LC	Jigme Singye Wangchuk National Park, Trongsa	0.203	0.203	
205.01/18/004/004.06/1728	PLC	Bio-diversity Conservation Project-II, JSWNP	0.102	0.102	
205.01/18/004/005	LC	Jigme Dorji National Park, Gasa	0.168	0.084	0.084
205.01/18/004/005.03/1728	PLC	Bio-diversity Conservation Project-II, JDNP	0.080	0.068	0.012
205.01/18/004/007	LC	Bomdeling Wildlife Sanctuary, Trashy Yangtse	0.109	0.109	
205.01/18/004/007.11/1728	PLC	Bio-diversity Conservation Project-II, BWS	0.109	0.103	0.006
205.01/18/004/008	LC	Thrumshingla National Park, Ura, Bumthang	0.086	0.085	0.001
205.01/18/004/008/1377	PLC	Thrumshingla National Park, Ura, Bumthang	0.069	0.067	0.001
205.01/18/004/009.06/1728	PLC	Bio-diversity Conservation Project-II, NCD	0.111	0.111	
205.01/18/004/010	LC	Sakten Wildlife Sanctuary, Trashigang	0.234	0.234	
205.01/18/005/001	LC	Bhutan Forestry Institute, Taba	0.140	0.141	-0.001
205.01/18/005/002/1841	PLC	Ugyen Wangchuk Inst. of Env. & Forestry Studies, Lamegompa	0.216	0.216	
205.01/29	LC	Council of RNR Research of Bhutan (CoRRB)	0.292	0.291	0.001
205.01/29/001/1731	PLC	Bhutan RNR Research System-III, MoA	0.008	0.007	0.001
205.01/29/002/002	LC	S/tainable Soil Fert. & Plant Nutrient Mgt. Project, Semtokha	0.299	0.319	-0.020
205.01/29/002/1765	PLC	Sustainable Land Mgt. Project, NSSC, Semtokha	0.041	0.028	0.014
205.01/29/003/001	LC	RNR-Research Centre, Bajo	0.521	0.518	0.002
205.01/29/003/001/1731	PLC	RNR-RC, Bajo	0.059	0.059	
205.01/29/003/002	LC	RNR-Research Centre, Yusipang	0.576	0.541	0.035
205.01/29/003/002/1095	PLC	RNR-Research Centre, Yusipang (Helvetas)	0.064	0.063	0.001
205.01/29/003/003	LC	RNR-Research Centre, Jakar, Bumthang	0.369	0.373	-0.004
205.01/29/003/003/1095	PLC	RNR-Research Centre, Jakar, Bumthang	0.052	0.052	-0.001
205.01/29/003/003/1142	PLC	RNR-Research Centre, Jakar, Bumthang	0.004	0.005	-0.001
205.01/29/003/006	PLC	RNR-RC, Wengkhar, Mongar	0.427	0.427	
205.01/29/003/006/1731	PLC	RNR-RC, Wengkhar - (RNR Research System-III)	0.017	0.017	
206.01/01	LC	Ministry of Trade & Industry Secretariat, Thimphu	1.195	1.204	-0.009
206.01/01/001/006.00/1089	PLC	ESPS Project, PPD, MTI, Thimphu	0.082	0.086	-0.004
206.01/01/001/006.00/1504	PLC	Rural Enterprise Development Programme, MTI	0.023	0.023	0.000

<b>SCHEDULE OF REVENUE RECEIPTS &amp; REMITTANCES FOR THE FISCAL YEAR 2005-2006</b>					
Account Number	Account Type	Operating Unit	AMOUNT (Nu. in Millions)		
			Receipts	Payments	Net Position
206.01/01/001/009/1669	PLC	E-Business for Rural Women in Bhutan, MTI, Thimphu	0.000	0.000	
206.01/01/002/002	LC	Regional Trade & Industry Office, Trongsa	0.053	0.053	
206.01/01/002/003.00	LC	Regional Trade & Industry Office, MTI, Phuentsholing	0.216	0.216	
206.01/01/002/004.00	LC	Regional Trade & Industry Office, MTI, Gelephu	0.034	0.034	0.000
206.01/01/002/005.00	LC	Regional Trade & Industry Office, MTI, Samdrup Jongkhar	0.027	0.026	0.001
206.01/01/002/006	LC	Regional Trade & Industry Office, Mongar	0.035	0.035	
206.01/19	LC	Department of Trade, MTI, Thimphu	1.236	1.239	-0.003
206.01/20	LC	Department of Geology & Mines, MTI, Thimphu	28.753	28.701	0.052
206.01/20/001/006.00/1541	PLC	Slope Stability & Environmental Analysis, MTI, Thimphu	0.083	0.057	0.026
206.01/20/1	LC	Dept. of Geology & Mines (Deposit Works), MTI, Thimphu	0.036	0.023	0.014
206.01/21	LC	Department of Energy, Ministry of Trade & Industry, Thimphu	1.997	2.017	-0.021
206.01/21/002/006.00/0212	PLC	Flood Warning Unit (Hydromet), DoE, Thimphu	0.198	0.195	0.003
206.01/22	LC	Department of Industry, Ministry of Trade & Industry, Thimphu	2.794	0.961	1.833
206.01/23	LC	Department of Tourism, Ministry of Trade & Industry, Thimphu	0.463	0.416	0.047
206.01/23/002	LC	Hotel & Tourism Mgt. Training Institute - Project, MTI	0.281	0.289	-0.008
206.01/23/1190	PLC	Department of Tourism, Ministry of Trade & Industry, Thimphu	0.009	0.007	0.001
206.01/23/1697	PLC	Sustainable Tourism Development, Department of Tourism	0.018	0.018	
208.01/01	LC	Secretariat, Ministry of Works & Human Settlement, Thimphu	1.930	1.930	
208.01/01/004	LC	Central Stores Unit, DoR, Phuentsholing	0.398	0.398	0.000
208.01/01/004/01	LC	Central Stores Unit, DoR, Phuentsholing (Deposit Work)	3.299	2.827	0.472
208.01/24	LC	Department of Roads, Thimphu	3.153	3.153	
208.01/24/001/011.00/1577	PLC	Environment Friendly Road Construction (EFRC), DOR, Thimphu	0.110	0.110	
208.01/24/001/4.00/1247	PLC	Rural Access Project, DOR-HQ), Thimphu	0.253	0.253	
208.01/24/001/6.00/1296	PLC	Roads Improvement Project, DOR-HQ), Thimphu	0.006	0.006	
208.01/24/002	LC	Field Roads Maintenance Division, DOR, Trongsa	1.263	1.263	
208.01/24/002/1296	PLC	Field Roads Maintenance Division, DOR, Trongsa	0.517	0.517	
208.01/24/003	LC	Field Roads Maintenance Division, DOR, Lobesa	1.208	1.208	
208.01/24/003/1296	PLC	Roads Improvement Project, FRMD, DOR, W/Phodrang	0.037	0.037	
208.01/24/004	LC	Field Roads Maintenance Division, DOR, Lingmithang	1.454	1.465	-0.012
208.01/24/004/1247	PLC	Lhuentse -Dungkar Roads, DOR, Lingmithang	4.175	4.175	
208.01/24/004/1296	PLC	Roads Improvement Project (ADB), FRMD, DOR, L/Thang	1.419	1.419	
208.01/24/005	LC	Field Roads Maintenance Division, DOR, Thimphu	1.514	1.563	-0.048
208.01/24/005/01	LC	Field Roads Maintenance Division, DOR, Thimphu (D/Works)	0.004	0.003	0.001
208.01/24/006	LC	Field Roads Maintenance Division, DOR, Zhemgang	1.215	1.215	
208.01/24/006/1247	PLC	Rural Access Project, FRMD, Zhemgang	0.281	0.209	0.073
208.01/24/007	LC	Field Roads Maintenance Division, DOR, Sarpang	1.128	1.128	0.000
208.01/24/008	LC	Field Roads Maintenance Division, DOR, Phuentsholing	1.495	1.497	-0.001
208.01/24/009	LC	Field Roads Maintenance Division, DOR, Trashigang	1.097	1.097	
208.01/24/009/1247	PLC	Rural Access Project (W/Bank), FRMD, DOR, Trashigang	1.211	1.211	
208.01/24/009/1296	PLC	Roads Improvement Project (ADB), FRMD, DOR, Trashigang	0.003	0.003	
208.01/24/01	LC	Department of Roads, HQ, Thimphu (D/Works)	0.004	0.004	
208.01/24/013/0005	PLC	WFP Generated Funds, DOR, Thimphu	0.045	0.045	
208.01/26	LC	Department of Urban Development & Housing, MOWHS, Thimphu	1.696	1.696	
208.01/26/002	LC	City Corporation, Phuentsholing	0.617	0.582	0.036
208.01/26/004/1246	PLC	Urban Development Project (W/Bank), DUDH, Thimphu	0.291	0.275	0.016
208.01/26/004/2.00/1246	PLC	Urban Development Project (W/Bank), Zhemgang	0.017	0.017	
208.01/26/004/3.00/1246	PLC	Urban Development Project (W/Bank), Trashigang	0.062	0.062	
208.01/26/004/4.00/1246	PLC	Urban Development Project (W/Bank), Trongsa	0.029	0.029	
208.01/26/004/5.00/1246	PLC	Urban Development Project (W/Bank), Paro	0.202	0.202	0.000
208.01/26/004/6.00/1246	PLC	Urban Development Project, Trashi Yangtse (W/Bank)	0.152	0.152	

<b>SCHEDULE OF REVENUE RECEIPTS &amp; REMITTANCES FOR THE FISCAL YEAR 2005-2006</b>					
Account Number	Account Type	Operating Unit	AMOUNT (Nu. in Millions)		
			Receipts	Payments	Net Position
208.01/26/004/7.00/1246	PLC	Urban Development Project (W/Bank), Lhuentse	0.024	0.024	
208.01/26/004/8.00/1246	PLC	Urban Development Project (W/Bank), Wangdue Phodrang	0.503	0.503	
208.01/26/004/9.00/1246	PLC	Urban Development Project (W/Bank), Bumthang	0.857	0.911	-0.054
208.01/26/005/1164	PLC	Urban Infrastructure Improvement Project, DUDH, Thimphu	0.000	0.072	-0.072
208.01/26/007/1787	PLC	EUSPS, DUDH	0.299	0.299	
208.01/26/008/1788	PLC	EUSPS-Damphu	0.018	0.017	0.001
208.01/26/008/1788	PLC	EUSPS-Gelephu	0.042	0.048	-0.006
208.01/26/008/1788	PLC	EUSPS-Gyelposhing	0.035	0.035	
208.01/26/008/1788	PLC	EUSPS-Samtse	0.055	0.055	
208.01/26/008/1788	PLC	EUSPS-Tashigang	0.070	0.070	
208.01/26/009/1562	PLC	Suspension Bridge Program-Phase-V, DOR, Thimphu	0.728	0.609	0.118
208.01/39	LC	National Housing Development Corporation (NHDC),	4.931	4.930	0.001
209.01/01	LC	Ministry of Information & Communications Secretariat, Thimphu	3.063	3.045	0.018
209.01/25	LC	Department of Civil Aviation	2.944	2.737	0.207
209.01/27	LC	Roads Safety and Transport Authority, MOIC	1.010	1.032	-0.022
210.01/01	LC	Ministry of Health Secretariat, Thimphu	2.475	2.447	0.028
210.01/01(IA)	PLC	International Assistance, Ministry of Health, Thimphu	0.076	0.076	
210.01/01(UNFPA)	PLC	UNFPA Project, Ministry of Health, Thimphu	0.076	0.076	
210.01/01(UNICEF)	PLC	UNICEF Assisted Projects, Ministry of Health, Thimphu	1.646	0.157	1.489
210.01/01/004/1760	PLC	PMU, Support to Women's Empowerment, MoH	0.059	0.059	
210.01/01/1586	PLC	Health Sector Program Support (HSPS-III, DANIDA), Thimphu	0.041	0.041	
210.01/01/1794	PLC	HIV/AIDS & STI Prevention & Control Project, MoH	0.725	0.725	
210.01/30	LC	Department of Public Health Services, MoH, Thimphu	1.793	1.793	
210.01/30/002/1901	PLC	TB Control Programme, MoH, Thimphu	0.080	0.080	
210.01/30/003/1817	PLC	Diabetes Health Services, Ministry of Health, Thimphu	0.012	0.012	
210.01/30/004/1900	PLC	Enhanced Malaria Control Project, Gelephu	0.151	0.151	0.000
210.01/30/006	LC	RWSS Central Stores, Phuentsholing	0.227	0.227	0.000
210.01/30/006/002	LC	Malaria Eradication Program, Gelephu	0.060	0.060	0.000
210.01/30/1271	PLC	DANIDA Support to RWSS, Ministry of Health, Thimphu	0.803	0.016	0.787
210.01/31	LC	Department of Medical Services, MoH, Thimphu	1.960	1.960	
210.01/31/002/003	LC	J.D.W. National Referral Hospital, Thimphu	6.456	6.456	
210.01/31/002/005	LC	Regional Referral Hospital, Mongar	1.417	1.417	
210.01/31/002/011	LC	Central Regional Referral Hospital, Gelephu	0.405	0.405	
210.01/31/003/002	LC	Medical Supply Depot, Phuentsholing	0.309	0.313	-0.003
210.01/31/004/0441	PLC	Regional Referral Hospital Const. Proj., (Gol), Mongar	1.943	1.943	
210.01/31/004/0448	PLC	Expansion of JDWNR Hospital, Thimphu	2.683	2.683	
211.01/01	LC	Ministry of Education Secretariat, Thimphu	1.712	1.716	-0.004
211.01/01(IA)	PLC	International Assistance, Ministry of Education, Thimphu	0.425	0.373	0.053
211.01/01(UNICEF)	PLC	UNICEF Assisted Project, Ministry of Education, Thimphu	0.031	0.034	-0.003
211.01/01/001/005	LC	Education Central Stores, Phuentsholing	0.267	0.266	0.001
211.01/01/1072	PLC	Second Education Project (IDA Loan), Ministry of Education, Thimphu	1.232	1.232	
211.01/01/1079	PLC	Population Education Activities, Ministry of Education, Thimphu	0.001	0.001	
211.01/1693	PLC	Education Development Project, Ministry of Education, Thimphu	2.573	2.604	-0.030
211.01/1708	PLC	Education Sector Programme Support	0.060	0.060	
211.01/33	LC	Department of Adult & Higher Education, MoE, Thimphu	0.204	0.204	0.000
211.01/33/002(UG-HRD)	PLC	Scholarship Division, Dept. of Adult & Higher Education	0.019	0.019	
211.01/34	LC	Department of School Education, MoE, Thimphu	0.513	0.513	0.000
211.01/34/001/CAPSD	LC	CAPSD, Paro	0.286	0.300	-0.014
211.01/34/002/1761	PLC	Support to Teacher Education, MoE, Thimphu	0.000	0.000	
211.01/35	LC	Department of Youth, Culture & Sports, MoE, Thimphu	0.327	0.326	0.001

<b>SCHEDULE OF REVENUE RECEIPTS &amp; REMITTANCES FOR THE FISCAL YEAR 2005-2006</b>					
Account Number	Account Type	Operating Unit	AMOUNT (Nu. in Millions)		
			Receipts	Payments	Net Position
211.01/35/005	LC	Games and Sports Division, DYCS, MoE.	0.325	0.325	
211.01/37	LC	Dzongkha Development Authority, MOE, Thimphu	0.355	0.358	-0.003
212.01/01	LC	Ministry of Labour & Human Resources Secretariat, Thimphu	0.400	0.409	-0.009
212.01/32	LC	Department of Human Resources, Thimphu	0.330	0.333	-0.002
212.01/32/004	LC	Vocational Training Institute, Samthang	0.233	0.233	
212.01/32/005	LC	National Institute for Zorig Chusum, Thimphu.	0.331	0.264	0.067
212.01/32/006	LC	Trashhi Yangtse Institute for Zorig Chusum	0.158	0.158	
212.01/32/007	LC	Construction Training Centre, Thimphu.	0.134	0.141	-0.007
212.01/32/008	LC	Vocational Training Institute, Rangjung, Trashigang	0.071	0.071	0.000
212.01/32/009	LC	Vocational Training Institute, Khuruthang, Punakha	0.216	0.216	
212.01/32/1375	PLC	Basic Skills Dev. Project, Department of Human Resources	1.869	0.122	1.747
212.01/38	LC	Bhutan Vocational Qualification Authority, Thimphu	0.055	0.055	
212.01/40	LC	Department of Labour, MoLHR	0.187	0.252	-0.065
212.01/40/1540	PLC	Department of Labour, MoLHR, Thimphu	0.111	0.111	
212.01/41	LC	Department of Employment, MoLHR	0.153	0.156	-0.003
401.01	LC	Dzongkhag Administration, Chhukha	5.605	5.652	-0.047
401.01/01/003.01	LC	Dzong Construction Project, Chhukha	0.163	0.059	0.105
401.01/16/1122	PLC	Dzongkhag Administration, Chhukha	0.047	0.044	0.003
401.02	LC	Balujoro Geog, Dzongkhag Administration, Chhukha	0.023	0.023	0.000
401.03	LC	Bongo Geog, Chhukha Dzongkhag	0.004	0.004	
401.04	LC	Chapcha Geog, Chhukha Dzongkhag	0.016	0.016	
401.05	LC	Dungna Geog, Chhukha Dzongkhag	0.004	0.004	
401.06	LC	Gayling Geog, Chhukha Dzongkhag	0.003	0.003	
401.07	LC	Dala Geog, Chhukha Dzongkhag	0.013	0.013	
401.08	LC	Getana Geog, Chhukha Dzongkhag	0.005	0.005	
401.09	LC	Jabcho Geog, Chhukha Dzongkhag	0.011	0.011	
401.10	LC	Lokchina Geog, Chhukha Dzongkhag	0.003	0.003	
401.11	LC	Metakha Geog, Chhukha Dzongkhag	0.008	0.008	0.000
401.12	LC	Phuentsholing Geog, Chhukha Dzongkhag	0.012	0.012	
402.01	LC	Dzongkhag Administration, Ha.	1.488	1.491	-0.004
402.01/16/1122	PLC	Dzongkhag Administration, Ha	0.055	0.053	0.002
402.02	LC	Bjee Geog, Ha Dzongkhag	0.026	0.026	
402.03	LC	Kastho Geog, Ha Dzongkhag	0.020	0.020	0.000
402.04	LC	Sambekha Geog, Ha Dzongkhag	0.006	0.006	
402.05	LC	Sama Geog, Ha Dzongkhag	0.028	0.028	0.000
402.06	LC	Uesu Geog, Ha Dzongkhag	0.019	0.019	
403.01	LC	Dzongkhag Administration, Paro.	3.173	3.168	0.006
403.01/16/1122	PLC	WWMP, Dzongkhag Administration, Paro	0.076	0.077	-0.001
403.02	LC	Dobshari Geog, Paro Dzongkhag	0.011	0.011	
403.03	LC	Dogar Geog, Paro Dzongkhag	0.036	0.036	
403.04	LC	Dotey Geog, Paro Dzongkhag	0.064	0.064	
403.05	LC	Horey Geog, Paro Dzongkhag	0.024	0.024	
403.06	LC	Lango Geog, Paro Dzongkhag	0.049	0.049	
403.07	LC	Lungni Geog, Paro Dzongkhag	0.033	0.033	
403.08	LC	Naja Geog, Paro Dzongkhag	0.063	0.063	
403.09	LC	Shaba Geog, Paro Dzongkhag	0.028	0.028	
403.10	LC	Tsento Geog, Paro Dzongkhag	0.005	0.005	
403.11	LC	Wangchang Geog, Paro Dzongkhag	0.022	0.022	
404.01	LC	Dzongkhag Administration, Samtse.	3.386	3.384	0.002
404.02	LC	Bara Geog, Samtse Dzongkhag	0.004	0.004	

<b>SCHEDULE OF REVENUE RECEIPTS &amp; REMITTANCES FOR THE FISCAL YEAR 2005-2006</b>					
Account Number	Account Type	Operating Unit	AMOUNT (Nu. in Millions)		
			Receipts	Payments	Net Position
404.03	LC	Biru Geog, Samtse Dzongkhag	0.012	0.012	
404.04	LC	Charghare Geog, Samtse Dzongkhag	0.003	0.003	
404.05	LC	Chengmari Geog, Samtse Dzongkhag	0.004	0.004	
404.06	LC	Denchhukha Geog, Samtse Dzongkhag	0.007	0.007	
404.07	LC	Dorokha Geog, Samtse Dzongkhag	0.004	0.004	
404.08	LC	Dumtoe Geog, Samtse Dzongkhag	0.007	0.007	
404.09	LC	Ghumaaney Geog, Samtse Dzongkhag	0.019	0.019	
404.10	LC	Lhahareni Geog, Samtse Dzongkhag	0.017	0.017	
404.11	LC	Mayona Geog, Samtse Dzongkhag	0.009	0.009	
404.12	LC	Nainital Geog, Samtse Dzongkhag	0.004	0.004	0.001
404.13	LC	Pagli Geog, Samtse Dzongkhag	0.015	0.015	
404.14	LC	Samtse Geog, Samtse Dzongkhag	0.007	0.007	
404.15	LC	Sibsu Geog, Samtse Dzongkhag	0.016	0.016	
404.16	LC	Tading Geog, Samtse Dzongkhag	0.016	0.016	
404.17	LC	Tendu Geog, Samtse Dzongkhag	0.006	0.005	0.000
405.01	LC	Dzongkhag Administration, Tsirang	2.757	2.815	-0.058
405.02	LC	Beteni Geog, Tsirang Dzongkhag	0.022	0.021	0.000
405.03	LC	Dunglegang Geog, Tsirang Dzongkhag	0.013	0.013	
405.04	LC	Barshong Geog, Tsirang Dzongkhag	0.023	0.023	
405.05	LC	Gosheling Geog, Tsirang Dzongkhag	0.011	0.011	
405.06	LC	Rangthangling Geog, Tsirang Dzongkhag	0.008	0.008	
405.07	LC	Kikhorthang Geog, Tsirang Dzongkhag	0.009	0.009	
405.08	LC	Mendrelgang Geog, Tsirang Dzongkhag	0.015	0.015	
405.09	LC	Patale Geog, Tsirang Dzongkhag	0.024	0.024	
405.10	LC	Phuentenchhu Geog, Tsirang Dzongkhag	0.019	0.018	0.000
405.11	LC	Semjong Geog, Tsirang Dzongkhag	0.023	0.023	
405.12	LC	Tsholingkhar Geog, Tsirang Dzongkhag	0.004	0.004	
405.13	LC	Tsirangtoe Geog, Tsirang Dzongkhag	0.085	0.085	
406.01	LC	Dzongkhag Administration, Dagana	1.795	1.850	-0.055
406.02	LC	Dorona Geog, Dagana Dzongkhag	0.009	0.009	
406.03	LC	Drujeygang Geog, Dagana Dzongkhag	0.106	0.015	0.091
406.04	LC	Gesarling Geog, Dagana Dzongkhag	0.004	0.004	
406.05	LC	Goshi Geog, Dagana Dzongkhag	0.053	0.053	
406.06	LC	Kana Geog, Dagana Dzongkhag	0.066	0.066	0.000
406.07	LC	Khebebisa Geog, Dagana Dzongkhag	0.008	0.008	0.000
406.08	LC	Lajab Geog, Dagana Dzongkhag	0.016	0.016	0.000
406.09	LC	Tashiding Geog, Dagana Dzongkhag	0.008	0.008	
406.10	LC	Tshendaygang Geog, Dagana Dzongkhag	0.015	0.015	0.000
406.11	LC	Tshangkha Geog, Dagana Dzongkhag	0.115	0.115	
406.12	LC	Tseza Geog, Dagana Dzongkhag	0.009	0.009	0.000
407.01	LC	Dzongkhag Administration, Punakha	2.741	2.742	-0.001
407.02	LC	Chhubu Geog, Punakha Dzongkhag	0.009	0.012	-0.003
407.03	LC	Goenshari Geog, Punakha Dzongkhag	0.010	0.010	0.000
407.04	LC	Guma Geog, Punakha Dzongkhag	0.029	0.029	
407.05	LC	Kabjisa Geog, Punakha Dzongkhag	0.020	0.020	
407.06	LC	Lingbukha Geog, Punakha Dzongkhag	0.041	0.041	
407.07	LC	Shengana Geog, Punakha Dzongkhag	0.008	0.008	
407.08	LC	Talo Geog, Punakha Dzongkhag	0.018	0.018	
407.09	LC	Toewang Geog, Punakha Dzongkhag	0.066	0.066	
407.10	LC	Zoma Geog, Punakha Dzongkhag	0.004	0.004	

<b>SCHEDULE OF REVENUE RECEIPTS &amp; REMITTANCES FOR THE FISCAL YEAR 2005-2006</b>					
Account Number	Account Type	Operating Unit	AMOUNT (Nu. in Millions)		
			Receipts	Payments	Net Position
408.01	LC	Dzongkhag Administration, Wangdue Phodrang.	2.768	2.807	-0.039
408.02	LC	Bjena Gewog, Wangdue Phodrang Dzongkhag	0.013	0.013	0.000
408.03	LC	Dangchhu Geog, Wangdue Phodrang Dzongkhag	0.003	0.003	
408.04	LC	Darkar Geog, Wangdue Phodrang Dzongkhag	0.010	0.010	
408.05	LC	Gangtey Geog, Wangdue Phodrang Dzongkhag	0.017	0.017	
408.06	LC	Gasetshogom Geog, Wangdue Phodrang Dzongkhag	0.003	0.003	
408.07	LC	Gasetshowom Geog, Wangdue Phodrang Dzongkhag	0.004	0.004	
408.08	LC	Kashi Geog, Wangdue Phodrang Dzongkhag	0.005	0.005	
408.09	LC	Nahi Geog, Wangdue Phodrang Dzongkhag	0.029	0.029	
408.10	LC	Nisho Geog, Wangdue Phodrang Dzongkhag	0.025	0.025	
408.11	LC	Phangyul Geog, Wangdue Phodrang Dzongkhag	0.016	0.016	
408.12	LC	Phobjee Geog, Wangdue Phodrang Dzongkhag	0.015	0.015	
408.13	LC	Roepa Geog, Wangdue Phodrang Dzongkhag	0.007	0.007	
408.14	LC	Sephu Geog, Wangdue Phodrang Dzongkhag	0.009	0.009	
408.15	LC	Athang Gewog, Wangdue Phodrang Dzongkhag	0.013	0.013	
408.16	LC	Thetshong Geog, Wangdue Phodrang Dzongkhag	0.021	0.021	
409.01	LC	Dzongkhag Administration, Bumthang	1.758	1.947	-0.190
409.02	LC	Chhoekhor Geog, Bumthang Dzongkhag	0.050	0.072	-0.023
409.03	LC	Chhume Geog, Bumthang Dzongkhag	0.038	0.055	-0.018
409.04	LC	Tang Geog, Bumthang Dzongkhag	0.028	0.070	-0.042
409.05	LC	Ura Geog, Bumthang Dzongkhag	0.020	0.020	
410.01	LC	Dzongkhag Administration, Sarpang.	2.681	2.621	0.060
410.02	LC	Bhur Geog, Sarpang Dzongkhag	0.056	0.061	-0.006
410.03	LC	Chuzangang Geog, Sarpang Dzongkhag	0.038	0.033	0.005
410.04	LC	Dekiling Geog, Sarpang Dzongkhag	0.057	0.057	0.000
410.05	LC	Doeban Geog, Sarpang Dzongkhag	0.003	0.003	
410.06	LC	Deorali Geog, Sarpang Dzongkhag	0.015	0.015	0.000
410.07	LC	Gelephu Geog, Sarpang Dzongkhag	0.009	0.009	
410.08	LC	Hilley Geog, Sarpang Dzongkhag	0.025	0.025	
410.09	LC	Jigmechoeling Geog, Sarpang Dzongkhag	0.043	0.035	0.009
410.10	LC	Lhamayingkha Gewog, Sarpang Dzongkhag	0.015	0.020	-0.005
410.11	LC	Nichula Geog, Sarpang Dzongkhag	0.003	0.003	
410.12	LC	Sarpangtar Geog, Sarpang Dzongkhag	0.003	0.003	
410.13	LC	Sershong Geog, Sarpang Dzongkhag	0.011	0.011	
410.14	LC	Singhi Geog, Sarpang Dzongkhag	0.004	0.004	0.000
410.16	LC	Umling Gewog, Sarpang Dzongkhag	0.010	0.010	
411.01	LC	Dzongkhag Administration, Zhemgang	2.924	2.925	-0.001
411.02	LC	Bardo Geog, Zhemgang Dzongkhag	0.016	0.016	
411.03	LC	Bjoka Geog, Zhemgang Dzongkhag	0.008	0.008	
411.04	LC	Nangkor Geog, Zhemgang Dzongkhag	0.021	0.021	
411.05	LC	Ngangla Geog, Zhemgang Dzongkhag	0.005	0.005	
411.06	LC	Pangkhar Geog, Zhemgang Dzongkhag	0.047	0.047	
411.07	LC	Shingkar Geog, Zhemgang Dzongkhag	0.014	0.014	
411.08	LC	Trong Geog, Zhemgang Dzongkhag	0.183	0.183	
411.09	LC	Goshing Geog, Zhemgang Dzongkhag	0.004	0.004	
412.01	LC	Dzongkhag Administration, Trongsa	2.112	2.107	0.005
412.01/01/002/0002	LC	Dzong Renovation Project, Trongsa	0.065	0.065	
412.01/01/003/1924	PLC	Trongsa Taa Dzong Renovation Project	0.167	0.167	
412.02	LC	Dragteng Geog, Trongsa Dzongkhag	0.014	0.014	0.000
412.03	LC	Korphu Geog, Trongsa Dzongkhag	0.013	0.013	0.000



<b>SCHEDULE OF REVENUE RECEIPTS &amp; REMITTANCES FOR THE FISCAL YEAR 2005-2006</b>					
Account Number	Account Type	Operating Unit	AMOUNT (Nu. in Millions)		
			Receipts	Payments	Net Position
412.04	LC	Langthel Geog, Trongsa Dzongkhag	0.073	0.039	0.034
412.05	LC	Nubi Geog, Trongsa Dzongkhag	0.051	0.035	0.016
412.06	LC	Tangbi Geog, Trongsa Dzongkhag	0.069	0.066	0.003
413.01	LC	Dzongkhag Administration, Lhuentse.	1.845	2.097	-0.252
413.02	LC	Gangzur Geog, Lhuentse Dzongkhag	0.054	0.054	
413.03	LC	Jarey Geog, Lhuentse Dzongkhag	0.007	0.007	0.000
413.04	LC	Khoma Geog, Lhuentse Dzongkhag	0.012	0.012	
413.05	LC	Kurtoe Geog, Lhuentse Dzongkhag	0.011	0.011	
413.06	LC	Minjay Geog, Lhuentse Dzongkhag	0.075	0.075	
413.07	LC	Menbi Geog, Lhuentse Dzongkhag	0.033	0.033	
413.08	LC	Metsho Geog, Lhuentse Dzongkhag	0.008	0.008	
413.09	LC	Tshenkhar Geog, Lhuentse Dzongkhag	0.158	0.158	
414.01	LC	Dzongkhag Administration, Mongar	2.945	2.949	-0.004
414.02	LC	Balam Geog, Mongar Dzongkhag	0.018	0.018	
414.03	LC	Chali Geog, Mongar Dzongkhag	0.004	0.004	0.000
414.04	LC	Chaskhar Geog, Mongar Dzongkhag	0.021	0.021	
414.05	LC	Dramtse Geog, Mongar Dzongkhag	0.021	0.022	0.000
414.06	LC	Drepong Geog, Mongar Dzongkhag	0.020	0.020	0.000
414.07	LC	Gongdue Geog, Mongar Dzongkhag	0.003	0.003	
414.08	LC	Jurmey Geog, Mongar Dzongkhag	0.016	0.016	
414.09	LC	Kengkhar Geog, Mongar Dzongkhag	0.008	0.008	
414.10	LC	Mongar Geog, Mongar Dzongkhag	0.012	0.011	0.001
414.11	LC	Natshang Geog, Mongar Dzongkhag	0.021	0.021	
414.12	LC	Saleng Geog, Mongar Dzongkhag	0.013	0.013	
414.13	LC	Sherimung Geog, Mongar Dzongkhag	0.018	0.019	-0.001
414.14	LC	Silambi Geog, Mongar Dzongkhag	0.003	0.003	
414.15	LC	Thangrong Geog, Mongar Dzongkhag	0.003	0.003	0.000
414.16	LC	Tsakaling Geog, Mongar Dzongkhag	0.008	0.008	
414.17	LC	Tsamang Geog, Mongar Dzongkhag	0.007	0.007	
415.01	LC	Dzongkhag Administration, Pema Gatshel.	1.536	1.530	0.006
415.02	LC	Chongshing Gewog, Pema Gatshel Dzongkhag	0.030	0.030	
415.03	LC	Chhimung Geog, Pema Gatshel Dzongkhag	0.061	0.061	
415.04	LC	Dungme Geog, Pema Gatshel Dzongkhag	0.089	0.089	
415.05	LC	Khar Geog, Pema Gatshel Dzongkhag	0.061	0.061	
415.06	LC	Shumar geog, Pema Gatshel Dzongkhag	0.019	0.039	-0.020
415.07	LC	Yurung Geog, Pema Gatshel Dzongkhag	0.058	0.118	-0.060
415.08	LC	Zobel Geog, Pema Gatshel Dzongkhag	0.020	0.020	
416.01	LC	Dzongkhag Administration, Samdrup Jongkhar.	3.055	3.042	0.013
416.02	LC	Phuntshothang Geog, Samdrup Jongkhar Dzongkhag	0.021	0.021	
416.03	LC	Pemethang Geog, Samdrup Jongkhar Dzongkhag	0.004	0.004	
416.04	LC	Dechenling Geog, Samdrup Jongkhar Dzongkhar	0.007	0.007	
416.05	LC	Gomdar Geog, Samdrup Jongkhar Dzongkhag	0.063	0.063	
416.06	LC	Langchenphu Geog, Samdrup Jongkhar Dzongkhag	0.003	0.003	0.000
416.07	LC	Lauri Geog, Samdrup Jongkhar Dzongkhag	0.003	0.003	0.000
416.08	LC	Martshala Geog, Samdrup Jongkhar Dzongkhag	0.037	0.037	
416.09	LC	Norbugang Geog, Samdrup Jongkhar Dzongkhag	0.029	0.029	
416.10	LC	Orong Geog, Samdrup Jongkhar Dzongkhag	0.029	0.029	
416.11	LC	Samrang Geog, Samdrup Jongkhar Dzongkhag	0.001	0.001	
416.12	LC	Serthi Geog, Samdrup Jongkhar Dzongkhag	0.006	0.006	
417.01	LC	Dzongkhag Administration, Trashigang	5.324	5.322	0.003

<b>SCHEDULE OF REVENUE RECEIPTS &amp; REMITTANCES FOR THE FISCAL YEAR 2005-2006</b>					
Account Number	Account Type	Operating Unit	AMOUNT (Nu. in Millions)		
			Receipts	Payments	Net Position
417.02	LC	Bartsham Geog, Trashigang Dzongkhag	0.008	0.008	
417.03	LC	Bidung Geog, Trashigang Dzongkhag	0.017	0.017	
417.04	LC	Kanglung Geog, Trashigang Dzongkhag	0.012	0.012	
417.05	LC	Kangpara Geog, Trashigang Dzongkhag	0.009	0.009	0.000
417.06	LC	Khaling Geog, Trashigang Dzongkhag	0.021	0.021	
417.07	LC	Lumang Geog, Trashigang Dzongkhag	0.031	0.031	0.000
417.08	LC	Merak Geog, Trashigang Dzongkhag	0.008	0.008	
417.09	LC	Nanong Geog, Trashigang Dzongkhag	0.049	0.049	0.000
417.10	LC	Phongmey Geog, Trashigang Dzongkhag	0.071	0.071	
417.11	LC	Radhi Geog, Trashigang Dzongkhag	0.023	0.023	
417.12	LC	Sakten Geog, Trashigang Dzongkhag	0.022	0.022	0.000
417.13	LC	Samkhar Geog, Trashigang Dzongkhag	0.017	0.017	0.000
417.14	LC	Shongphu Geog, Trashigang Dzongkhag	0.022	0.022	
417.15	LC	Thrimshing Geog, Trashigang Dzongkhag	0.009	0.009	0.000
417.16	LC	Uzarong Geog, Trashigang Dzongkhag	0.018	0.018	
417.17	LC	Yangneer Geog, Trashigang Dzongkhag	0.008	0.008	
418.01	LC	Dzongkhag Administration, Thimphu.	6.275	6.441	-0.166
418.01/16/1122	PLC	Dzongkhag Wang Watershed Mgt. Project, Thimphu	0.039	0.033	0.006
418.02	LC	Babi Geog, Thimphu Dzongkhag	0.017	0.017	0.000
418.03	LC	Chang Geog, Thimphu Dzongkhag	0.005	0.005	
418.04	LC	Dagala Geog, Thimphu Dzongkhag	0.009	0.009	
418.05	LC	Gayney Geog, Thimphu Dzongkhag	0.008	0.008	
418.06	LC	Kawang Geog, Thimphu Dzongkhag	0.005	0.005	
418.07	LC	Lingshi Geog, Thimphu Dzongkhag	0.020	0.020	
418.08	LC	Mewang Geog, Thimphu Dzongkhag	0.019	0.019	0.000
418.09	LC	Naro Geog, Thimphu Dzongkhag	0.005	0.005	
418.10	LC	Soe Geog, Thimphu Dzongkhag	0.004	0.004	
418.12	LC	Toebi Geog, Thimphu Dzongkhag	0.039	0.039	
419.01	LC	Dzongkhag Administration, Gasa	1.098	0.896	0.201
419.02	LC	Goenkham Geog, Gasa Dzongkhag	0.025	0.025	
419.03	LC	Goenkhatoe Geog, Gasa Dzongkhag	0.003	0.003	0.000
419.04	LC	Laya Geog, Gasa Dzongkhag	0.003	0.003	
419.05	LC	Lunana Gewog, Gasa Dzongkhag	0.003	0.003	
420.01	LC	Dzongkhag Administration, Trashy Yangtse	2.511	2.500	0.011
420.02	LC	Bumdiling Gewog, Trashy Yangtse Dzongkhag	0.084	0.084	
420.03	LC	Jamkhar Gewog, Trashy Yangtse Dzongkhag	0.008	0.008	
420.04	LC	Khamdang Gewog, Trashy Yangtse Dzongkhag	0.007	0.007	
420.05	LC	Ramjar Gewog, Trashy Yangtse Dzongkhag	0.003	0.003	
420.06	LC	Toetsho Gewog, Trashy Yangtse Dzongkhag	0.006	0.006	
420.07	LC	Tongshang Gewog, Trashy Yangtse Dzongkhag	0.010	0.010	
420.08	LC	Yalang Gewog, Trashy Yangtse Dzongkhag	0.016	0.016	
420.09	LC	Yangtse Gewog, Trashy Yangtse Dzongkhag	0.044	0.044	
		<b>TOTAL</b>	<b>243.635</b>	<b>237.219</b>	<b>6.416</b>

<b>SCHEDULE OF ADVANCES AND SUSPENSES FOR THE FISCAL YEAR 2005-2006</b>					
Account Number	Account Type	Operating Unit	AMOUNT ( Nu in Millions)		
			Receipts	Payments	Net Position
101.01/01	LC	His Majesty's Secretariat, Thimphu	0.470	0.460	0.010
102.01/01	LC	National Assembly of Bhutan, Thimphu	1.884	1.884	0.000
102.01/01/1930	PLC	Strengthening of National Assembly Secretariat	0.749	0.450	0.298
103.01/01	LC	Royal Advisory Council, Thimphu	0.968	0.968	
104.01/01	LC	Central Monastic Secretariat, Thimphu	11.065	10.187	0.878
104.01/01/001	PLC	Religion & Health Project, CMS, Thimphu	4.451	4.464	-0.013
104.01/01/1326	PLC	D/phodrang Monastic School Const. Thimphu	0.115	0.115	
104.01/02	LC	Central Monk Bodies (Rabdey), CRA, Thimphu	170.715	171.125	-0.410
106.01/001	LC	High Court, Thimphu	3.275	9.501	-6.225
106.01/002	LC	District Court, Thimphu	0.145	0.165	-0.020
106.01/003	LC	District Court, Trashigang	0.228	0.228	
106.01/004	LC	District Court, Wangdue Phodrang	0.511	0.519	-0.009
106.01/005	LC	District Court, Punakha	0.312	0.313	-0.001
106.01/006	LC	District Court, Sarpang	0.225	0.877	-0.653
106.01/007	LC	District Court, Tsirang	0.196	0.199	-0.003
106.01/008	LC	District Court, Paro	0.194	0.196	-0.002
106.01/009	LC	District Court, Chhukha	0.094	0.106	-0.012
106.01/01/010/1818	PLC	Strengthening of Samtse Court	4.768	12.457	-7.689
106.01/010	LC	District Court, Samtse	0.213	0.213	
106.01/011	LC	District Court, Samdrup Jongkhar	0.201	0.172	0.029
106.01/012	LC	District Court, Mongar	0.186	0.211	-0.024
106.01/013	LC	District Court, Ha	0.377	0.388	-0.011
106.01/014	LC	District Court, Trongsa	0.634	0.572	0.061
106.01/015	LC	District Court, Zhemgang	0.217	0.217	
106.01/017	LC	District Court, Lhuentse	0.226	0.234	-0.007
106.01/018	LC	District Court, Pema Gatsel	0.277	0.273	0.004
106.01/019	LC	District Court, Bumthang	0.301	0.301	
106.01/020	LC	District Court, Gasa	0.126	0.131	-0.005
106.01/021	LC	District Court, Trashy Yangtse	0.080	0.150	-0.069
106.01/022	LC	Dungkhag Court, Phuentsholing	0.345	0.238	0.107
106.01/023	LC	Dungkhag Court, Wamrong	0.136	0.140	-0.004
106.01/024	LC	Dungkhag Court, Gelephu	0.209	0.208	0.001
108.01/01	LC	Royal Audit Authority, Thimphu	4.363	4.148	0.216
108.01/01/001/1592	PLC	Good Governance-Public Admin. Reform Proj.	0.021	0.021	0.001
108.01/01/002	LC	Regional Royal Audit Authority (East), S/Jongkhar	0.662	0.705	-0.043
108.01/01/003	LC	Regional Royal Audit Authority (Central), Bumthang	0.793	0.762	0.032
108.01/01/004	LC	Regional Royal Audit Authority (West), Tsirang	0.705	0.736	-0.031
109.01/01	LC	Royal Civil Service Commission, Thimphu	1.024	0.920	0.104
109.01/01/002/1587	PLC	Good Governance & Public Admin. Reform, RCSC	0.488	0.153	0.335
109.01/01/002/1648	PLC	Sustainable HRD Project, RCSC	0.131	0.131	
109.01/01/1996	PLC	Royal Civil Service Commission, Thimphu	0.012	0.015	-0.003
111.01/01	LC	Bhutan Olympic Committee, Thimphu	4.842	7.742	-2.900
114.01/01	LC	National Environment Commission, Thimphu.	6.321	8.827	-2.506
114.01/01/001	LC	EXPO-2005, NEC, Thimphu	3.103	0.261	2.842
114.01/01/001/0862	PLC	Green-House Gas Project, NEC, Thimphu	2.847	2.010	0.837
114.01/01/1784	PLC	Env. & Urban Sector Programme Support, NEC	1.185	1.366	-0.181
115.01/01	LC	Royal Institute of Management, Semtokha	4.037	4.160	-0.124
115.01/01/1588	PLC	Institutional Strengthening of RIM (Danida Phase II)	0.327	0.327	
116.01/01	LC	Centre for Bhutan Studies, Thimphu	4.147	4.261	-0.113

<b>SCHEDULE OF ADVANCES AND SUSPENSES FOR THE FISCAL YEAR 2005-2006</b>					
Account Number	Account Type	Operating Unit	AMOUNT ( Nu in Millions)		
			Receipts	Payments	Net Position
118.01/01	LC	Cabinet Secretariat, Thimphu	1.405	1.399	0.006
120.01/01	LC	Office of Legal Affairs, Thimphu	0.024	0.027	-0.003
120.01/01/001/1.03	LC	Drafting the Constitution of the Kingdom, OLA	0.788	0.765	0.023
121.01/01	LC	Royal University of Bhutan , Thimphu	2.852	3.932	-1.080
121.01/33/001	LC	Sherubtse College, Kanglung	12.191	18.238	-6.047
121.01/33/001(UNFPA)	PLC	Sherubtse College, Kanglung	0.683		0.683
121.01/33/002	LC	Institute of Language & Cultural Studies, Semtokha	0.069	0.069	
121.01/33/003	LC	Royal Bhutan Institute of Technology, Rinchending	2.779	2.941	-0.162
121.01/33/004	PLC	Natural Resources Training Institute, Lobesa	3.394	3.471	-0.078
121.01/46/005	LC	National Institute of Education, Paro	9.666	8.237	1.429
121.01/46/006	LC	National Institute of Education, Samtse	3.961	3.834	0.127
122.01/01	LC	National Statistical Bureau (NSB), Thimphu	0.680	0.920	-0.241
123.01/01	LC	Anti Corruption Commission	0.000	1.100	-1.100
124.01/01	LC	Election Commissioner Office, Thimphu	1.207	9.682	-8.475
201.01/01	LC	Ministry of Home and Cultural Affairs, Thimphu	6.296	3.987	2.309
201.01/01/002/002.00	LC	Ministry of Home and Cultural Affairs, Thimphu	1.911	1.747	0.165
201.01/01/010/1639	PLC	Decentralisation Support Program, MoHCA	6.456	4.272	2.184
201.01/03	LC	Royal Bhutan Police, (HQ)	25.568	30.697	-5.129
201.01/07	LC	Department of Immigration & Census, MoHCA	11.396	11.823	-0.427
201.01/07/001/009	LC	Population and Housing Census	4.072	1.783	2.289
201.01/45	LC	Department of Culture, MoHCA, Thimphu	6.621	9.702	-3.080
201.01/45/001/1961	PLC	Ministry of Home & Cultural Affairs, Thimphu		0.010	-0.010
201.01/45/005	LC	National Museum, Paro	0.938	1.633	-0.695
201.01/45/1877	PLC	Semtokha Dzong Restoration Project, Dept. of Culture	0.589	3.026	-2.437
201.01/47	LC	Department of Local Governance, MoHCA	0.207	0.659	-0.452
202.01/01	LC	Ministry of Finance Secretariat, Thimphu	65.622	70.167	-4.545
202.01/01/001/1380	PLC	HRD for NFS (Helvatas), Ministry of Finance	1.914	1.954	-0.040
202.01/08	LC	Department of Budget and Accounts, MoF, Thimphu	0.828	1.076	-0.247
202.01/08/1578	PLC	Instructional Dev. & Capacity Bldg. of F/cial Mgt	0.240	0.240	
202.01/08/1948	PLC	Capacity Dev.in Public Financial Mgt.(DBA), MoF	1.164	1.304	-0.140
202.01/09	LC	Department of Revenue and Customs, MoF	13.191	12.808	0.382
202.01/09/001/1591	PLC	Good Governance & PARP(DRC) MOF	1.275	1.287	-0.012
202.01/09/002	LC	Regional Revenue & Customs Office, Thimphu	0.929	1.002	-0.073
202.01/09/003	LC	Regional Revenue & Customs Office, P/ling	1.062	5.864	-4.803
202.01/09/004	LC	Regional Revenue & Customs Office, Samtse	0.951	0.964	-0.013
202.01/09/005	LC	Regional Revenue & Customs, Gelephu	0.631	0.445	0.187
202.01/09/006	LC	Regional Revenue & Customs Office, S/Jongkhar	0.847	0.892	-0.045
202.01/09/008	LC	Regional Revenue & Customs Office, Paro	0.156	0.156	
202.01/10	LC	Department of Aid & Debt Mgt., MoF, Thimphu	2.885	1.882	1.003
202.01/10/002/0789	PLC	SDS-Operational Budget, SDS, Thimphu	0.239	0.276	-0.038
202.01/10/002/1176	PLC	Type III Project, SDS, Thimphu	0.050	0.050	
202.01/10/1876	PLC	Capacity Strengthening of DADM	0.118	0.137	-0.019
202.01/12	LC	Department of National Properties, MOF, Thimphu	1.702	1.695	0.007
202.01/12/01	LC	Department of National Properties (D/Works), MOF	1.625	3.725	-2.100
202.01/36	LC	Department of Planning	3.986	3.986	
202.01/36/1670	PLC	Department of Planning,	0.500	0.500	
203.01/01	LC	Ministry of Foreign Affairs, Thimphu	15.583	10.532	5.051
203.01/13/01/001.00	LC	PMB, New York, Ministry of Foreign Affairs, Thimphu	1.937	1.479	0.458
203.01/13/01/002.00	LC	PMB, Geneva, Ministry of Foreign Affairs, Thimphu	1.160	1.836	-0.676
203.01/13/02/001.00	LC	RBE, New Delhi, Ministry of Foreign Affairs, Thimphu	6.041	2.774	3.266

<b>SCHEDULE OF ADVANCES AND SUSPENSES FOR THE FISCAL YEAR 2005-2006</b>					
Account Number	Account Type	Operating Unit	AMOUNT ( Nu in Millions)		
			Receipts	Payments	Net Position
203.01/13/02/002.00	LC	RBE, Dhaka, Ministry of Foreign Affairs, Thimphu	1.090	0.671	0.419
203.01/13/02/004.00	LC	RBE, Bangkok, Ministry of Foreign Affairs, Thimphu	8.374	6.680	1.693
205.01/01	LC	Ministry of Agriculture Secretariat, Thimphu	8.349	8.814	-0.465
205.01/01/001/006/1698	PLC	Rural Development Training Centre, Lobesa	0.119	0.736	-0.617
205.01/01/002/001	LC	National Biodiversity Centre, Serbithang	3.909	2.871	1.038
205.01/01/002/003/1252	PLC	National Bio-diversity Centre, Serbithang	0.742	0.627	0.115
205.01/01/002/005/1337	PLC	On Farm PGR Conservation in Bhutan (BUCAP)	0.750	0.628	0.122
205.01/01/003/1964	PLC	The Project Facilitation Office, Khangma	1.789	2.882	-1.093
205.01/01/004/001	LC	Wang Watershed Management Project, Paro.	0.021	0.050	-0.029
205.01/01/004/001/1122	PLC	Wang Watershed Management Project, Paro	10.385	14.335	-3.951
205.01/01/005	LC	Bhutan Agriculture & Food Regulatory Authority, MoA	3.401	3.649	-0.248
205.01/01/007	LC	Bhutan-German S/tainable RNR Dev. Project, Lobesa	0.006	0.006	
205.01/01/007/1482	PLC	Bhutan-German S/tainable Dev. Project, Lobesa	2.258	1.628	0.630
205.01/01/008	PLC	East Central Region-Agri. Dev. Project , Zhemgang	0.479	0.450	0.029
205.01/01/009/001	PLC	Project Facilitation Office, Khangma	0.802	0.823	-0.021
205.01/01/009/002	PLC	Mongar Dzongkhag RNR Sector	7.473	6.609	0.864
205.01/01/009/004	PLC	Lhuentse Dzongkhag RNR Sector	3.781	1.878	1.903
205.01/01/009/006	PLC	Trashi Yangtse Dzongkhag RNR Sector	1.449	1.298	0.151
205.01/01/009/008	PLC	Pema Gatshel Dzongkhag RNR Sector	1.621	2.467	-0.846
205.01/01/009/010	PLC	Samdrup Jongkhar Dzongkhag RNR Sector	1.586	1.586	
205.01/01/009/012	PLC	Trashigang Dzongkhag RNR Sector	3.232	2.264	0.968
205.01/01/009/014	PLC	Regional Livestock Breeding Centre, Lingmithang	0.729	0.579	0.149
205.01/01/009/015	PLC	Regional Mithun Breeding Farm, Arong	0.125	0.093	0.032
205.01/01/009/017	PLC	National Nublang Farm, Trashiyangphu	2.237	1.196	1.041
205.01/01/011/1785	PLC	Decentralised Natural Resources Mgt, MoA	1.989	5.393	-3.405
205.01/06	LC	Survey & Land Records, MoA, Thimphu.	4.989	4.722	0.266
205.01/16	LC	Department of Agriculture, MOA, Thimphu	3.449	4.724	-1.275
205.01/16/001/005/1574	PLC	Medicinal Plant Project-II, Deptt. of Agriculture	5.692	7.413	-1.721
205.01/16/002/001	LC	Agriculture Machinery Centre, Paro	2.476	3.370	-0.894
205.01/16/003/001	LC	Integrated Pest Management Project, Semtokha	0.229	0.246	-0.017
205.01/16/003/002	LC	Post Harvest Unit, MOA, Paro	1.134	1.110	0.024
205.01/16/004/1503	PLC	Rural Enterprise Development Program, DOA,	9.089	7.053	2.036
205.01/16/005/001	LC	Central Machinery Unit, MOA, Bumthang	13.452	16.627	-3.176
205.01/16/006/1875	PLC	Decentralised Rural Development Project, MoA	1.661	2.850	-1.189
205.01/17	LC	Department of Livestock, MOA, Thimphu	0.339	0.557	-0.219
205.01/17/001/005	LC	Livestock Central Store, Phuntsholing	0.808	0.503	0.305
205.01/17/002/001	LC	National Jersey Breeding Farm, Samtse	2.106	2.038	0.069
205.01/17/002/002	LC	Brown Swiss Farm, Bumthang	0.824	0.672	0.152
205.01/17/002/003	LC	National Sheep Breeding Farm, Bumthang	0.314	0.336	-0.022
205.01/17/002/004	LC	National Pig Breeding Centre, Wangchutaba	0.106	0.048	0.058
205.01/17/002/005	LC	Regional Poultry Breeding Centre, Paro	2.504	2.171	0.333
205.01/17/002/006	LC	Regional Mithun Breeding Farm, Zhemgang	3.167	2.076	1.091
205.01/17/002/007	LC	Feed & Fodder Dev. Programme, Bumthang	0.719	0.725	-0.005
205.01/17/002/008	LC	National Livestock Breeding Programme, W/taba	3.371	4.768	-1.397
205.01/17/002/009	LC	Horse & Brown Swiss Cross Breeding Program, B/thang	0.458	0.614	-0.157
205.01/17/002/010	LC	Regional Poultry & Pig Breeding Centre	4.454	3.859	0.594
205.01/17/002/012	LC	Cold Water Fish Culture Centre (CW FCC), Haa	0.037	0.008	0.029
205.01/17/002/014/1715	PLC	Thimphu Peri-Urban Dairy Project, MOA	0.681	0.576	0.105
205.01/17/003/001	LC	Royal Vety. Epidemiology Centre, Serbithang	1.585	1.267	0.318
205.01/17/003/004	LC	Regional Veterinary Laboratory, Gedu	0.181	4.181	-4.000

<b>SCHEDULE OF ADVANCES AND SUSPENSES FOR THE FISCAL YEAR 2005-2006</b>					
Account Number	Account Type	Operating Unit	AMOUNT ( Nu in Millions)		
			Receipts	Payments	Net Position
205.01/17/003/005	LC	Regional Veterinary Laboratory, Khaling	0.650	1.727	-1.078
205.01/17/003/006	LC	Regional Veterinary Laboratory, Bumthang	0.340	1.286	-0.945
205.01/17/003/007	LC	Regional Veterinary Laboratory Gelephu	0.229	0.224	0.006
205.01/17/1894	PLC	S/thening of Livestock Dev. Initiative, DoL	18.138	39.813	-21.675
205.01/18	LC	Department of Forest, MOA, Thimphu	0.866	0.856	0.010
205.01/18/001/003	LC	Forest Resources Dev. Division, Thimphu	1.987	1.987	
205.01/18/002/001	LC	Divisional Forest Office, Bumthang	0.468	0.468	0.000
205.01/18/002/002	LC	Divisional Forest Office, Tsirang	0.866	0.973	-0.107
205.01/18/002/004	LC	Forestry Services Division, Sarpang	0.624	0.557	0.066
205.01/18/002/007	LC	Divisional Forest Office, Mongar	1.610	1.461	0.149
205.01/18/002/008	LC	Divisional Forest Office, Paro	0.590	0.505	0.085
205.01/18/002/010	LC	Divisional Forest Office, S/Jongkhar	0.604	0.499	0.105
205.01/18/002/011	LC	Divisional Forest Office, Samtse	2.303	2.290	0.013
205.01/18/002/012	LC	Divisional Forest Office, Zhemgang	0.928	2.221	-1.293
205.01/18/002/013	LC	Forestry Services Division, Trashigang	2.054	1.779	0.275
205.01/18/002/014	LC	Divisional Forest Office, Thimphu	0.932	1.000	-0.068
205.01/18/002/017	LC	Divisional Forest Office, Wangdue Phodrang	0.884	0.848	0.037
205.01/18/002/018	LC	Divisional Forest Office, Gedu	1.937	1.948	-0.011
205.01/18/004/001.07/1532	PLC	Tiger Conservation Programme, NCD, MOA	0.703	1.498	-0.795
205.01/18/004/002	LC	Royal Manas National Park, Gelephu	0.800	1.479	-0.680
205.01/18/004/002/1273	PLC	Royal Manas National Park, Gelephu	0.188	1.364	-1.176
205.01/18/004/004	LC	Jigme Singye Wangchuk National Park, Trongsa	0.415	0.453	-0.038
205.01/18/004/004.06/1728	PLC	Bio-diversity Conservation Project-II, JSWNP	3.027	3.419	-0.393
205.01/18/004/005	LC	Jigme Dorji National Park, Gasa	1.033	1.001	0.033
205.01/18/004/005.03/1728	PLC	Bio-diversity Conservation Project-II, JDNP	2.500	2.929	-0.429
205.01/18/004/007	LC	Bomdeling Wildlife Sanctuary, Trashy Yangtse	0.974	0.973	0.001
205.01/18/004/007.11/1728	PLC	Bio-diversity Conservation Project-II, BWS	1.226	1.883	-0.657
205.01/18/004/008	LC	Thrumshingla National Park, Ura, Bumthang	0.017	0.025	-0.008
205.01/18/004/008/1377	PLC	Thrumshingla National Park, Ura, Bumthang	2.195	2.013	0.182
205.01/18/004/009.06/1728	PLC	Bio-diversity Conservation Project-II, NCD	1.876	1.790	0.086
205.01/18/004/010	LC	Sakten Wildlife Sanctuary, Trashigang	5.212	9.959	-4.747
205.01/18/005/001	LC	Bhutan Forestry Institute, Taba	0.275	0.273	0.002
205.01/18/005/002/1841	PLC	Ugyen Wangchuk Institute of Env. & Forestry Studies	0.230	0.158	0.071
205.01/29	LC	Council of RNR Research of Bhutan (CoRRB)	1.774	1.933	-0.158
205.01/29/001/1731	PLC	Bhutan RNR Research System-III, MoA	2.699	3.173	-0.474
205.01/29/002/002	LC	S/tainable Soil Fert. & Plant Nutrient Mgt. Project	0.300	0.617	-0.317
205.01/29/002/1765	PLC	Sustainable Land Mgt. Project, NSSC, Semtokha	1.228	1.539	-0.311
205.01/29/003/001	LC	RNR-Research Centre, Bajo	5.160	5.456	-0.296
205.01/29/003/001/1731	PLC	RNR-RC, Bajo	1.391	1.363	0.029
205.01/29/003/002	LC	RNR-Research Centre, Yusipang	3.332	2.143	1.190
205.01/29/003/002/1095	PLC	RNR-Research Centre, Yusipang (Helvetas)	0.411	0.314	0.097
205.01/29/003/003	LC	RNR-Research Centre, Jakar, Bumthang	1.443	1.491	-0.048
205.01/29/003/003/1095	PLC	RNR-Research Centre, Jakar, Bumthang	0.884	0.817	0.068
205.01/29/003/003/1142	PLC	RNR-Research Centre, Jakar, Bumthang	0.039	0.039	
205.01/29/003/006	PLC	RNR-RC, Wengkhar, Mongar	3.368	2.345	1.022
205.01/29/003/006/1731	PLC	RNR-RC, Wengkhar - (RNR Research System-III)	0.057	0.023	0.034
206.01/01	LC	Ministry of Trade & Industry Secretariat, Thimphu	4.023	3.899	0.123
206.01/01/001/006.00/1089	PLC	ESPS Project, PPD, MTI, Thimphu	3.276	2.714	0.562
206.01/01/001/006.00/1504	PLC	Rural Enterprise Development Programme, MTI	3.400	3.530	-0.130
206.01/01/001/009/1669	PLC	E-Business for Rural Women in Bhutan, MTI	0.082		0.082

<b>SCHEDULE OF ADVANCES AND SUSPENSES FOR THE FISCAL YEAR 2005-2006</b>					
Account Number	Account Type	Operating Unit	AMOUNT (Nu in Millions)		
			Receipts	Payments	Net Position
206.01/01/002/002	LC	Regional Trade & Industry Office, Trongsa	0.254	0.254	
206.01/01/002/003.00	LC	Regional Trade & Industry Office, MTI, P/ling	0.016		0.016
206.01/01/002/005.00	LC	Regional Trade & Industry Office, MTI, S/Jongkhar	0.059	0.131	-0.071
206.01/01/002/006	LC	Regional Trade & Industry Office, Mongar	0.092	0.095	-0.003
206.01/19	LC	Department of Trade, MTI, Thimphu	2.357	2.948	-0.591
206.01/20	LC	Department of Geology & Mines, MTI, Thimphu	9.056	8.456	0.599
206.01/20/001/006.00/1541	PLC	Slope Stability & Environmental Analysis, MTI	0.958	1.099	-0.140
206.01/20/1	LC	Dept. of Geology & Mines (Deposit Works), MTI	1.612	7.770	-6.158
206.01/21	LC	Department of Energy, Ministry of Trade & Industry	8.536	9.466	-0.930
206.01/21/002/006.00/0212	PLC	Flood Warning Unit (Hydromet), DoE, Thimphu	0.665	0.659	0.006
206.01/22	LC	Dept. of Industry, Ministry of Trade & Industry	3.188	17.960	-14.772
206.01/23	LC	Dept. of Tourism, Ministry of Trade & Industry	4.925	5.729	-0.804
206.01/23/002	LC	Hotel & Tourism Mgt. Training Institute - Project)	2.200	1.808	0.392
206.01/23/1190	PLC	Department of Tourism, Ministry of Trade & Industry	0.385	0.432	-0.047
206.01/23/1697	PLC	Sustainable Tourism Dev. Department of Tourism	0.277		0.277
208.01/01	LC	Secretariat, Ministry of Works & Human Settlement	15.124	13.052	2.072
208.01/01/004	LC	Central Stores Unit, DoR, Phuentsholing	0.681	0.669	0.012
208.01/01/004/01	LC	Central Stores Unit, DoR, P/ling (Deposit Work)	216.749	159.290	57.459
208.01/24	LC	Department of Roads, Thimphu	94.911	39.804	55.107
208.01/24/001/011.00/1577	PLC	Env. Friendly Road Construction (EFRC), DOR	0.326	0.321	0.005
208.01/24/001/4.00/1247	PLC	Rural Access Project, DOR-HQ), Thimphu	2.038	2.019	0.019
208.01/24/001/6.00/1296	PLC	Roads Improvement Project, DOR-HQ), Thimphu	1.527	2.094	-0.567
208.01/24/002	LC	Field Roads Maintenance Division, DOR, Trongsa	44.215	43.649	0.565
208.01/24/002/1296	PLC	Field Roads Maintenance Division, DOR, Trongsa	24.227	20.081	4.146
208.01/24/003	LC	Field Roads Maintenance Division, DOR, Lobesa	32.216	32.004	0.212
208.01/24/003/1296	PLC	Roads Improv. Project, FRMD, DOR, W/Phodrang	1.114	7.600	-6.486
208.01/24/004	LC	Field Roads Maintenance Division, DOR, Lingmithang	56.758	59.591	-2.833
208.01/24/004/1247	PLC	Lhuentse -Dungkar Roads, DOR, Lingmithang	31.351	22.468	8.882
208.01/24/004/1296	PLC	Roads Improv. Project (ADB), FRMD, DOR, L/Thang	14.543	17.015	-2.473
208.01/24/005	LC	Field Roads Maintenance Division, DOR, Thimphu	29.379	37.236	-7.857
208.01/24/005/01	LC	Field Roads Maint. Division, DOR, Thimphu (D/Works)	4.838	2.340	2.498
208.01/24/006	LC	Field Roads Maintenance Division, DOR, Zhemgang	26.131	24.514	1.617
208.01/24/006/1247	PLC	Rural Access Project, FRMD, Zhemgang	1.422	2.877	-1.455
208.01/24/007	LC	Field Roads Maintenance Division, DOR, Sarpang	42.757	45.417	-2.659
208.01/24/008	LC	Field Roads Maintenance Division, DOR, Phuentsholing	33.936	32.885	1.051
208.01/24/009	LC	Field Roads Maintenance Division, DOR, Trashigang	60.614	52.282	8.332
208.01/24/009/1247	PLC	R. Access Project (W/Bank), FRMD, DOR, Trashigang	3.895	7.235	-3.339
208.01/24/009/1296	PLC	Roads Improv. Project (ADB), FRMD, DOR	0.000	3.914	-3.914
208.01/24/01	LC	Department of Roads, HQ, Thimphu (D/Works)	0.010	0.549	-0.539
208.01/24/013/0005	PLC	WFP Generated Funds, DOR, Thimphu	3.236	5.347	-2.110
208.01/26	LC	Department of Urban Dev. & Housing, MOWHS	1.608	8.737	-7.129
208.01/26/002	LC	City Corporation, Phuentsholing	3.446	2.831	0.615
208.01/26/004/1246	PLC	Urban Development Project (W/Bank), DUDH	0.222	0.074	0.147
208.01/26/004/2.00/1246	PLC	Urban Development Project (W/Bank), Zhemgang	0.815	0.547	0.268
208.01/26/004/4.00/1246	PLC	Urban Development Project (W/Bank), Trongsa	1.241	0.696	0.545
208.01/26/004/5.00/1246	PLC	Urban Development Project (W/Bank), Paro	3.471	1.376	2.095
208.01/26/004/6.00/1246	PLC	Urban Development Project, Trashy Yangtse (W/Bank)	1.813	4.506	-2.693
208.01/26/004/8.00/1246	PLC	Urban Development Project (W/Bank), W/Phodrang	9.069		9.069
208.01/26/004/9.00/1246	PLC	Urban Development Project (W/Bank), Bumthang	14.183	7.104	7.079
208.01/26/005/1164	PLC	Urban Infrastructure Improvement Project, DUDH	2.497	7.847	-5.350

<b>SCHEDULE OF ADVANCES AND SUSPENSES FOR THE FISCAL YEAR 2005-2006</b>					
Account Number	Account Type	Operating Unit	AMOUNT ( Nu in Millions)		
			Receipts	Payments	Net Position
208.01/26/007/1787	PLC	EUSPS, DUDH	6.709	6.673	0.035
208.01/26/008/1788	PLC	EUSPS-Damphu	1.796	2.424	-0.628
208.01/26/008/1788	PLC	EUSPS-Gelephu	1.100	1.100	
208.01/26/008/1788	PLC	EUSPS-Gyelposhing	0.416	0.312	0.104
208.01/26/008/1788	PLC	EUSPS-Samtse	1.847	1.847	
208.01/26/008/1788	PLC	EUSPS-Tashigang	1.181	0.840	0.341
208.01/26/009/1562	PLC	Suspension Bridge Program-Phase-V, DOR, Thimphu	21.367	14.553	6.814
208.01/39	LC	National Housing Development Corporation (NHDC),	72.916	68.771	4.146
209.01/01	LC	Ministry of Information & Communications Secretariat	12.924	13.326	-0.402
209.01/25	LC	Department of Civil Aviation	15.509	6.178	9.331
209.01/27	LC	Roads Safety and Transport Authority, MOIC	9.621	4.508	5.113
210.01/01	LC	Ministry of Health Secretariat, Thimphu	15.879	14.168	1.711
210.01/01(IA)	PLC	International Assistance, Ministry of Health, Thimphu	6.777	7.020	-0.243
210.01/01(UNFPA)	PLC	UNFPA Project, Ministry of Health, Thimphu	4.423	4.523	-0.100
210.01/01(UNICEF)	PLC	UNICEF Assisted Projects, Ministry of Health	16.751	16.371	0.381
210.01/01/004/1760	PLC	PMU, Support to Women's Empowerment, MoH	0.290	0.290	
210.01/01/1586	PLC	Health Sector Program Support (HSPS-III, DANIDA)	3.905	6.297	-2.393
210.01/01/1794	PLC	HIV/AIDS & STI Prevention & Control Project, MoH	12.384	11.759	0.624
210.01/30	LC	Department of Public Health Services, MoH, Thimphu	52.249	52.061	0.188
210.01/30/002/1901	PLC	TB Control Programme, MoH, Thimphu	2.987	3.189	-0.202
210.01/30/003/1817	PLC	Diabetes Health Services, Ministry of Health, Thimphu	0.199	0.199	
210.01/30/004/1900	PLC	Enhanced Malaria Control Project, Gelephu	2.502	2.563	-0.060
210.01/30/006	LC	RWSS Central Stores, Phuentsholing	0.077	0.090	-0.013
210.01/30/006/002	LC	Malaria Eradication Program, Gelephu	0.289	0.309	-0.020
210.01/30/1271	PLC	DANIDA Support to RWSS, Ministry of Health	8.429	9.702	-1.273
210.01/31	LC	Department of Medical Services, MoH, Thimphu	38.449	74.315	-35.867
210.01/31/002/003	LC	J.D.W. National Referral Hospital, Thimphu	18.649	13.164	5.486
210.01/31/002/005	LC	Regional Referral Hospital, Mongar	1.498	1.513	-0.015
210.01/31/002/011	LC	Central Regional Referral Hospital, Gelephu	0.073	0.073	
210.01/31/003/002	LC	Medical Supply Depot, Phuentsholing	1.073	1.230	-0.157
210.01/31/004/0441	PLC	Regional Referral Hospital Const. Proj., (GoI), Mongar	32.667	50.786	-18.120
210.01/31/004/0448	PLC	Expansion of JDWNR Hospital, Thimphu	71.650	101.661	-30.011
210.01/31/1656	PLC	Spillover HSPS II Construction, Ministry of Health	0.948	0.909	0.039
211.01/01	LC	Ministry of Education Secretariat, Thimphu	21.240	20.789	0.451
211.01/01(IA)	PLC	International Assistance, Ministry of Education	20.167	25.515	-5.349
211.01/01(UNICEF)	PLC	UNICEF Assisted Project, Ministry of Education	8.917	8.085	0.832
211.01/01/001/005	LC	Education Central Stores, Phuentsholing	0.235	0.192	0.044
211.01/01/1072	PLC	Second Education Project (IDA Loan), MoE Thimphu	22.969	12.074	10.895
211.01/01/1079	PLC	Population Education Activities, MoE, Thimphu		0.641	-0.641
211.01/1693	PLC	Education Development Project, MoE, Thimphu	31.201	45.113	-13.912
211.01/1708	PLC	Education Sector Programme Support	0.802	0.977	-0.175
211.01/33	LC	Depart. of Adult & Higher Education, MoE, Thimphu	0.154	0.262	-0.108
211.01/33/002(UG-HRD)	PLC	Scholarship Division, Adult & Higher Education		0.040	-0.040
211.01/34	LC	Department of School Education, MoE, Thimphu	3.949	4.172	-0.223
211.01/34/001/CAPSD	LC	CAPSD, Paro	1.724	1.706	0.018
211.01/35	LC	Department of Youth, Culture & Sports, MoE	4.935	6.309	-1.374
211.01/35/005	LC	Games and Sports Division, DYCS, MoE	4.725	4.331	0.394
211.01/37	LC	Dzongkha Development Authority, MOE, Thimphu	2.521	1.851	0.671
212.01/01	LC	Ministry of Labour & Human Resources Secretariat	1.053	1.092	-0.039
212.01/32	LC	Department of Human Resources, Thimphu	2.399	2.674	-0.274



<b>SCHEDULE OF ADVANCES AND SUSPENSES FOR THE FISCAL YEAR 2005-2006</b>					
Account Number	Account Type	Operating Unit	AMOUNT ( Nu in Millions)		
			Receipts	Payments	Net Position
212.01/32/004	LC	Vocational Training Institute, Samthang	1.594	1.596	-0.002
212.01/32/005	LC	National Institute for Zorig Chusum, Thimphu.	1.859	2.218	-0.359
212.01/32/006	LC	Trashi Yangtse Institute for Zorig Chusum	0.106	0.074	0.032
212.01/32/007	LC	Construction Training Centre, Thimphu.	0.373	0.535	-0.162
212.01/32/008	LC	Vocational Training Institute, Rangjung, Trashigang	0.275	0.311	-0.036
212.01/32/009	LC	Vocational Training Institute, Khuruthang, Punakha	0.196	0.194	0.002
212.01/32/1375	PLC	Basic Skills Dev. Project, Depart. of Human Resources	21.165	5.652	15.514
212.01/38	LC	Bhutan Vocational Qualification Authority, Thimphu	1.109	1.115	-0.006
212.01/40	LC	Department of Labour, MoLHR	0.403	0.401	0.002
212.01/40/1540	PLC	Department of Labour, MoLHR, Thimphu	1.225	1.318	-0.093
212.01/41	LC	Department of Employment, MoLHR	1.442	1.496	-0.054
401.01	LC	Dzongkhag Administration, Chhukha	41.997	46.714	-4.717
401.01/01/003.01	LC	Dzong Construction Project, Chhukha	0.351	0.352	-0.001
401.01/16/1122	PLC	Dzongkhag Administration, Chhukha	2.782	5.177	-2.395
401.02	LC	Balujoro Geog, Dzongkhag Administration, Chhukha	0.310	0.060	0.250
401.03	LC	Bongo Geog, Chhukha Dzongkhag	0.300	0.300	
401.04	LC	Chapcha Geog, Chhukha Dzongkhag	0.312	0.222	0.090
401.05	LC	Dungna Geog, Chhukha Dzongkhag	0.105	0.066	0.039
401.06	LC	Gayling Geog, Chhukha Dzongkhag	0.088	0.088	
401.07	LC	Dala Geog, Chhukha Dzongkhag	0.351	0.532	-0.181
401.08	LC	Getana Geog, Chhukha Dzongkhag	0.052	0.654	-0.601
401.09	LC	Jabcho Geog, Chhukha Dzongkhag	0.846	1.336	-0.489
401.10	LC	Lokchina Geog, Chhukha Dzongkhag	0.062	0.062	
401.11	LC	Metakha Geog, Chhukha Dzongkhag	0.100	0.103	-0.002
401.12	LC	Phuentsholing Geog, Chhukha Dzongkhag	0.089	0.089	
402.01	LC	Dzongkhag Administration, Ha.	10.799	10.179	0.619
402.01/16/1122	PLC	Dzongkhag Administration, Ha	3.484	3.408	0.076
402.02	LC	Bjee Geog, Ha Dzongkhag	0.273	0.270	0.002
402.03	LC	Kastho Geog, Ha Dzongkhag	0.166	0.349	-0.183
402.04	LC	Sambekha Geog, Ha Dzongkhag	0.310	0.379	-0.069
402.05	LC	Sama Geog, Ha Dzongkhag	0.655	0.588	0.066
402.06	LC	Uesu Geog, Ha Dzongkhag	0.347	0.468	-0.122
403.01	LC	Dzongkhag Administration, Paro.	18.802	19.134	-0.332
403.01/16/1122	PLC	WWMP, Dzongkhag Administration, Paro	1.620	3.811	-2.191
403.02	LC	Dobshari Geog, Paro Dzongkhag	0.077	0.577	-0.500
403.03	LC	Dogar Geog, Paro Dzongkhag	0.364	0.064	0.300
403.04	LC	Dotey Geog, Paro Dzongkhag	0.506	0.575	-0.069
403.05	LC	Horey Geog, Paro Dzongkhag	0.385	0.338	0.047
403.06	LC	Lango Geog, Paro Dzongkhag	0.780	0.061	0.719
403.07	LC	Lungni Geog, Paro Dzongkhag	0.608	0.072	0.537
403.08	LC	Naja Geog, Paro Dzongkhag	0.325	0.058	0.267
403.09	LC	Shaba Geog, Paro Dzongkhag	0.390	0.300	0.091
403.10	LC	Tsento Geog, Paro Dzongkhag	0.050	0.560	-0.509
403.11	LC	Wangchang Geog, Paro Dzongkhag	0.525	0.069	0.456
404.01	LC	Dzongkhag Administration, Samtse.	31.130	26.831	4.300
404.02	LC	Bara Geog, Samtse Dzongkhag	0.073	0.075	-0.002
404.03	LC	Biru Geog, Samtse Dzongkhag	0.178	0.168	0.011
404.04	LC	Charghare Geog, Samtse Dzongkhag	0.119	0.137	-0.018
404.05	LC	Chengmari Geog, Samtse Dzongkhag	0.157	0.164	-0.007
404.06	LC	Denchhukha Geog, Samtse Dzongkhag	0.132	0.131	0.000

<b>SCHEDULE OF ADVANCES AND SUSPENSES FOR THE FISCAL YEAR 2005-2006</b>					
<b>Account Number</b>	<b>Account Type</b>	<b>Operating Unit</b>	<b>AMOUNT ( Nu in Millions)</b>		
			<b>Receipts</b>	<b>Payments</b>	<b>Net Position</b>
404.07	LC	Dorokha Geog, Samtse Dzongkhag	0.094	0.095	-0.001
404.08	LC	Dumtoe Geog, Samtse Dzongkhag	0.111	0.100	0.010
404.09	LC	Ghumauney Geog, Samtse Dzongkhag	0.252	0.253	-0.001
404.10	LC	Lhahareni Geog, Samtse Dzongkhag	0.460	0.462	-0.002
404.11	LC	Mayona Geog, Samtse Dzongkhag	0.169	0.302	-0.134
404.12	LC	Nainital Geog, Samtse Dzongkhag	0.133	0.135	-0.002
404.13	LC	Pagli Geog, Samtse Dzongkhag	0.153	0.154	-0.001
404.14	LC	Samtse Geog, Samtse Dzongkhag	0.221	0.224	-0.003
404.15	LC	Sibsu Geog, Samtse Dzongkhag	0.411	0.415	-0.004
404.16	LC	Tading Geog, Samtse Dzongkhag	0.214	0.214	0.000
404.17	LC	Tendu Geog, Samtse Dzongkhag	0.349	0.359	-0.010
405.01	LC	Dzongkhag Administration, Tsirang	19.732	23.391	-3.659
405.02	LC	Beteni Geog, Tsirang Dzongkhag	0.765	0.094	0.671
405.03	LC	Dunglegang Geog, Tsirang Dzongkhag	0.228	0.651	-0.423
405.04	LC	Barshong Geog, Tsirang Dzongkhag	0.557	0.852	-0.295
405.05	LC	Gosheling Geog, Tsirang Dzongkhag	0.139	1.535	-1.397
405.06	LC	Rangthangling Geog, Tsirang Dzongkhag	0.123	0.218	-0.095
405.07	LC	Kikhorthang Geog, Tsirang Dzongkhag	0.152	0.250	-0.097
405.08	LC	Mendrelgang Geog, Tsirang Dzongkhag	0.433	0.617	-0.184
405.09	LC	Patale Geog, Tsirang Dzongkhag	0.427	0.431	-0.004
405.10	LC	Phuentenchhu Geog, Tsirang Dzongkhag	0.567	0.489	0.078
405.11	LC	Semjong Geog, Tsirang Dzongkhag	0.661	0.581	0.080
405.12	LC	Tsholingkhar Geog, Tsirang Dzongkhag	0.175	0.175	
405.13	LC	Tsirangtoe Geog, Tsirang Dzongkhag	1.078	1.072	0.006
406.01	LC	Dzongkhag Administration, Dagana	14.174	30.329	-16.156
406.02	LC	Dorona Geog, Dagana Dzongkhag	0.010	0.010	
406.03	LC	Drujeygang Geog, Dagana Dzongkhag	0.116	0.132	-0.016
406.04	LC	Gesarling Geog, Dagana Dzongkhag	0.221	0.221	
406.05	LC	Goshi Geog, Dagana Dzongkhag	0.574	0.574	
406.06	LC	Kana Geog, Dagana Dzongkhag	1.896	1.902	-0.006
406.07	LC	Khebebisa Geog, Dagana Dzongkhag	0.105	0.134	-0.028
406.08	LC	Lajab Geog, Dagana Dzongkhag	0.158	0.087	0.071
406.09	LC	Tashiding Geog, Dagana Dzongkhag	0.823	1.333	-0.510
406.10	LC	Tshendayang Geog, Dagana Dzongkhag	0.370	0.372	-0.001
406.11	LC	Tshangkha Geog, Dagana Dzongkhag	0.769	0.538	0.230
406.12	LC	Tseza Geog, Dagana Dzongkhag	0.125	0.575	-0.450
407.01	LC	Dzongkhag Administration, Punakha	10.457	28.178	-17.721
407.02	LC	Chhubu Geog, Punakha Dzongkhag	0.024	0.340	-0.316
407.03	LC	Goenshari Geog, Punakha Dzongkhag	0.754	0.806	-0.051
407.04	LC	Guma Geog, Punakha Dzongkhag	0.199	0.180	0.019
407.05	LC	Kabjisa Geog, Punakha Dzongkhag	0.195	0.204	-0.009
407.06	LC	Lingbukha Geog, Punakha Dzongkhag	0.202	0.465	-0.263
407.07	LC	Shengana Geog, Punakha Dzongkhag	0.097	0.162	-0.065
407.08	LC	Talo Geog, Punakha Dzongkhag	0.063	0.061	0.002
407.09	LC	Toewang Geog, Punakha Dzongkhag	0.423	0.195	0.228
407.10	LC	Zoma Geog, Punakha Dzongkhag	0.047	0.069	-0.022
408.01	LC	Dzongkhag Administration, Wangdue Phodrang.	17.562	27.577	-10.015
408.02	LC	Bjena Gewog, Wangdue Phodrang Dzongkhag	0.042	0.042	
408.04	LC	Darkar Geog, Wangdue Phodrang Dzongkhag	0.034	0.034	
408.05	LC	Gangtey Geog, Wangdue Phodrang Dzongkhag	0.172	0.172	

<b>SCHEDULE OF ADVANCES AND SUSPENSES FOR THE FISCAL YEAR 2005-2006</b>					
Account Number	Account Type	Operating Unit	AMOUNT ( Nu in Millions)		
			Receipts	Payments	Net Position
408.09	LC	Nahi Geog, Wangdue Phodrang Dzongkhag	0.079	0.060	0.019
408.10	LC	Nisho Geog, Wangdue Phodrang Dzongkhag	0.337	0.152	0.184
408.11	LC	Phangyul Geog, Wangdue Phodrang Dzongkhag	0.072	0.656	-0.584
408.12	LC	Phobjee Geog, Wangdue Phodrang Dzongkhag	0.080	0.026	0.054
408.13	LC	Roepa Geog, Wangdue Phodrang Dzongkhag	0.020	0.015	0.005
408.14	LC	Sephu Geog, Wangdue Phodrang Dzongkhag	0.060	0.046	0.014
408.16	LC	Thetshong Geog, Wangdue Phodrang Dzongkhag	0.422	0.361	0.061
409.01	LC	Dzongkhag Administration, Bumthang	8.653	13.399	-4.746
409.02	LC	Chhoechor Geog, Bumthang Dzongkhag	0.477	0.341	0.136
409.03	LC	Chhume Geog, Bumthang Dzongkhag	0.611	0.576	0.036
409.04	LC	Tang Geog, Bumthang Dzongkhag	0.207	0.216	-0.009
409.05	LC	Ura Geog, Bumthang Dzongkhag	0.350	0.424	-0.074
410.01	LC	Dzongkhag Administration, Sarpang.	32.895	34.799	-1.904
410.02	LC	Bhur Geog, Sarpang Dzongkhag	0.712	0.715	-0.003
410.03	LC	Chuzangang Geog, Sarpang Dzongkhag	0.536	0.463	0.073
410.04	LC	Dekiling Geog, Sarpang Dzongkhag	0.789	0.266	0.523
410.05	LC	Doeban Geog, Sarpang Dzongkhag	0.110	0.120	-0.010
410.06	LC	Deorali Geog, Sarpang Dzongkhag	0.242	0.678	-0.436
410.07	LC	Gelephu Geog, Sarpang Dzongkhag	0.065	0.070	-0.005
410.08	LC	Hilley Geog, Sarpang Dzongkhag	0.568	0.497	0.071
410.09	LC	Jigmechoeling Geog, Sarpang Dzongkhag	0.839	0.283	0.556
410.10	LC	Lhamayzingkha Gewog, Sarpang Dzongkhag	0.449	0.629	-0.180
410.11	LC	Nichula Geog, Sarpang Dzongkhag	0.130	0.152	-0.022
410.12	LC	Sarpangtar Geog, Sarpang Dzongkhag	0.125	0.122	0.003
410.13	LC	Sershong Geog, Sarpang Dzongkhag	0.183	0.202	-0.019
410.14	LC	Singhi Geog, Sarpang Dzongkhag	0.165	0.165	0.000
410.16	LC	Umling Gewog, Sarpang Dzongkhag	0.175	0.178	-0.003
411.01	LC	Dzongkhag Administration, Zhemgang	29.483	34.812	-5.328
411.02	LC	Bardo Geog, Zhemgang Dzongkhag	0.778	1.194	-0.416
411.03	LC	Bjoka Geog, Zhemgang Dzongkhag	0.161	0.287	-0.126
411.04	LC	Nangkor Geog, Zhemgang Dzongkhag	0.702	0.800	-0.099
411.05	LC	Ngangla Geog, Zhemgang Dzongkhag	0.112	0.222	-0.110
411.06	LC	Pangkhar Geog, Zhemgang Dzongkhag	0.657	0.657	
411.07	LC	Shingkar Geog, Zhemgang Dzongkhag	0.192	0.190	0.002
411.08	LC	Trong Geog, Zhemgang Dzongkhag	2.047	1.141	0.906
411.09	LC	Goshing Geog, Zhemgang Dzongkhag	0.100	0.290	-0.190
412.01	LC	Dzongkhag Administration, Trongsa	17.316	15.414	1.902
412.01/01/002/0002	LC	Dzong Renovation Project, Trongsa	1.046	1.046	
412.01/01/003/1924	PLC	Trongsa Taa Dzong Renovation Project	11.249	17.214	-5.966
412.02	LC	Dragteng Geog, Trongsa Dzongkhag	1.034	1.034	0.000
412.03	LC	Korphu Geog, Trongsa Dzongkhag	2.516	3.005	-0.489
412.04	LC	Langthel Geog, Trongsa Dzongkhag	1.689	1.454	0.235
412.05	LC	Nubi Geog, Trongsa Dzongkhag	1.464	1.354	0.110
412.06	LC	Tangbi Geog, Trongsa Dzongkhag	2.278	1.804	0.474
413.01	LC	Dzongkhag Administration, Lhuentse.	11.097	17.189	-6.092
413.02	LC	Gangzur Geog, Lhuentse Dzongkhag	1.741	1.396	0.344
413.03	LC	Jarey Geog, Lhuentse Dzongkhag	0.833	0.833	
413.04	LC	Khoma Geog, Lhuentse Dzongkhag	0.917	0.918	-0.002
413.05	LC	Kurtoe Geog, Lhuentse Dzongkhag	0.214	0.214	
413.06	LC	Minjay Geog, Lhuentse Dzongkhag	1.918	1.640	0.278

<b>SCHEDULE OF ADVANCES AND SUSPENSES FOR THE FISCAL YEAR 2005-2006</b>					
Account Number	Account Type	Operating Unit	AMOUNT ( Nu in Millions)		
			Receipts	Payments	Net Position
413.07	LC	Menbi Geog, Lhuentse Dzongkhag	1.363	1.185	0.178
413.08	LC	Metsho Geog, Lhuentse Dzongkhag	0.606	0.710	-0.104
413.09	LC	Tshenkar Geog, Lhuentse Dzongkhag	1.558	1.097	0.461
414.01	LC	Dzongkhag Administration, Mongar	25.263	29.204	-3.942
414.02	LC	Balam Geog, Mongar Dzongkhag	0.715	0.645	0.070
414.03	LC	Chali Geog, Mongar Dzongkhag	0.025	0.434	-0.409
414.04	LC	Chaskhar Geog, Mongar Dzongkhag	0.537	0.459	0.078
414.05	LC	Dramtse Geog, Mongar Dzongkhag	0.311	0.225	0.086
414.06	LC	Drepong Geog, Mongar Dzongkhag	0.172	0.130	0.042
414.07	LC	Gongdue Geog, Mongar Dzongkhag	0.312	0.312	
414.08	LC	Jurmey Geog, Mongar Dzongkhag	0.591	0.605	-0.048
414.09	LC	Kengkhar Geog, Mongar Dzongkhag	0.045	0.725	-0.680
414.10	LC	Mongar Geog, Mongar Dzongkhag	0.030	0.036	-0.006
414.11	LC	Natshang Geog, Mongar Dzongkhag	0.369	0.306	0.064
414.12	LC	Saleng Geog, Mongar Dzongkhag	0.610	0.610	
414.13	LC	Sherimung Geog, Mongar Dzongkhag	1.596	1.550	0.046
414.14	LC	Silambi Geog, Mongar Dzongkhag	0.035	0.085	-0.050
414.15	LC	Thangrong Geog, Mongar Dzongkhag	0.102	0.102	
414.16	LC	Tsakaling Geog, Mongar Dzongkhag	0.010	0.010	
415.01	LC	Dzongkhag Administration, Pema Gatshel.	13.896	14.889	-0.994
415.02	LC	Chongshing Gewog, Pema Gatshel Dzongkhag	0.714	0.939	-0.225
415.03	LC	Chhimung Geog, Pema Gatshel Dzongkhag	2.130	1.587	0.543
415.04	LC	Dungme Geog, Pema Gatshel Dzongkhag	1.939	1.634	0.305
415.05	LC	Khar Geog, Pema Gatshel Dzongkhag	1.323	0.574	0.749
415.06	LC	Shumar geog, Pema Gatshel Dzongkhag	0.236	0.197	0.039
415.07	LC	Yurung Geog, Pema Gatshel Dzongkhag	2.439	0.855	1.583
415.08	LC	Zobel Geog, Pema Gatshel Dzongkhag	0.346	1.080	-0.734
416.01	LC	Dzongkhag Administration, Samdrup Jongkhar.	19.404	31.657	-12.253
416.02	LC	Phuntshothang Geog, Samdrup Jongkhar Dzongkhag	0.097	0.015	0.082
416.04	LC	Dechenling Geog, Samdrup Jongkhar Dzongkhar	0.100	0.100	
416.05	LC	Gomdar Geog, Samdrup Jongkhar Dzongkhag	0.657	0.017	0.640
416.07	LC	Lauri Geog, Samdrup Jongkhar Dzongkhag	0.083	0.083	
416.08	LC	Martshala Geog, Samdrup Jongkhar Dzongkhag	0.545	0.100	0.445
416.09	LC	Norbugang Geog, Samdrup Jongkhar Dzongkhag	0.662	0.050	0.612
416.10	LC	Orong Geog, Samdrup Jongkhar Dzongkhag	0.533	0.130	0.403
417.01	LC	Dzongkhag Administration, Trashigang	15.154	13.114	2.040
417.02	LC	Bartsham Geog, Trashigang Dzongkhag	0.030	0.030	
417.03	LC	Bidung Geog, Trashigang Dzongkhag	0.030	0.010	0.020
417.04	LC	Kanglung Geog, Trashigang Dzongkhag	0.007	0.007	
417.05	LC	Kangpara Geog, Trashigang Dzongkhag	0.010	0.010	
417.06	LC	Khaling Geog, Trashigang Dzongkhag	0.272	0.093	0.179
417.07	LC	Lumang Geog, Trashigang Dzongkhag	0.104	0.026	0.078
417.08	LC	Merak Geog, Trashigang Dzongkhag	0.116	0.116	
417.09	LC	Nanong Geog, Trashigang Dzongkhag	0.010	0.010	
417.10	LC	Phongmey Geog, Trashigang Dzongkhag	0.351	0.100	0.251
417.11	LC	Radhi Geog, Trashigang Dzongkhag	0.150	0.150	
417.12	LC	Sakten Geog, Trashigang Dzongkhag	0.164	0.164	
417.13	LC	Samkhar Geog, Trashigang Dzongkhag	0.004	0.004	
417.14	LC	Shongphu Geog, Trashigang Dzongkhag	0.010	0.010	
417.15	LC	Thrimshing Geog, Trashigang Dzongkhag	0.014	0.014	

<b>SCHEDULE OF ADVANCES AND SUSPENSES FOR THE FISCAL YEAR 2005-2006</b>					
Account Number	Account Type	Operating Unit	AMOUNT ( Nu in Millions)		
			Receipts	Payments	Net Position
417.16	LC	Uzarong Geog, Trashigang Dzongkhag	0.157	0.117	0.040
417.17	LC	Yangneer Geog, Trashigang Dzongkhag	0.010	0.010	
418.01	LC	Dzongkhag Administration, Thimphu.	21.052	26.358	-5.306
418.01/16/1122	PLC	Dzongkhag Wang Watershed Mgt. Project	2.694	3.723	-1.029
418.02	LC	Babi Geog, Thimphu Dzongkhag	0.798	0.217	0.581
418.03	LC	Chang Geog, Thimphu Dzongkhag	0.167	0.167	
418.04	LC	Dagala Geog, Thimphu Dzongkhag	0.106	0.520	-0.414
418.05	LC	Gayney Geog, Thimphu Dzongkhag	0.135	0.135	
418.06	LC	Kawang Geog, Thimphu Dzongkhag	0.207	0.221	-0.014
418.07	LC	Lingshi Geog, Thimphu Dzongkhag	0.355	0.475	-0.120
418.08	LC	Mewang Geog, Thimphu Dzongkhag	0.585	0.783	-0.199
418.09	LC	Naro Geog, Thimphu Dzongkhag	0.271	0.276	-0.004
418.10	LC	Soe Geog, Thimphu Dzongkhag	0.181	0.271	-0.089
418.12	LC	Toebi Geog, Thimphu Dzongkhag	0.416	0.286	0.130
419.01	LC	Dzongkhag Administration, Gasa	15.717	10.599	5.118
419.02	LC	Goenkham Geog, Gasa Dzongkhag	0.937	1.537	-0.600
419.03	LC	Goenkhatoe Geog, Gasa Dzongkhag	0.341	0.867	-0.526
419.04	LC	Laya Geog, Gasa Dzongkhag	0.392	0.398	-0.006
419.05	LC	Lunana Gewog, Gasa Dzongkhag	0.185	0.210	-0.025
420.01	LC	Dzongkhag Administration, Trashi Yangtse	9.846	7.476	2.370
420.02	LC	Bumdiling Gewog, Trashi Yangtse Dzongkhag	0.400	0.127	0.273
420.03	LC	Jamkhar Gewog, Trashi Yangtse Dzongkhag	0.081	0.118	-0.036
420.04	LC	Khamdang Gewog, Trashi Yangtse Dzongkhag	0.045	0.145	-0.100
420.05	LC	Ramjar Gewog, Trashi Yangtse Dzongkhag		0.008	-0.008
420.06	LC	Toetsho Gewog, Trashi Yangtse Dzongkhag	0.005	0.170	-0.165
420.07	LC	Tongshang Gewog, Trashi Yangtse Dzongkhag	0.034	0.134	-0.100
420.08	LC	Yalang Gewog, Trashi Yangtse Dzongkhag	0.065		0.065
420.09	LC	Yangtse Gewog, Trashi Yangtse Dzongkhag	0.200	0.046	0.154
		<b>TOTAL</b>	<b>2,583.845</b>	<b>2,708.801</b>	<b>-124.955</b>