



**ANNUAL FINANCIAL STATEMENTS  
of the ROYAL GOVERNMENT of BHUTAN  
for the YEAR ENDED 30 JUNE 2002**

**Department of Public Accounts  
Ministry of Finance**

<b>S/No.</b>	<b><u>LIST OF CONTENTS</u></b>	<b>PAGE NO.</b>
<b>I</b>	<b><u>WRITE UP</u></b>	
	<b>INTRODUCTION</b>	1
	<b>OVERVIEW</b>	1
	<b>1. RECEIPTS AND PAYMENTS</b>	3
	<b>2. OPERATIONAL RESULTS</b>	4
	2.1 EXPENDITURE GROWTH	4
	2.1.1 CURRENT EXPENDITURE	6
	2.1.2 CAPITAL EXPENDITURE	9
	2.1.3 LENDING	10
	2.1.4 LOAN REPAYMENT	10
	<b>3. FISCAL DEFICIT AND ITS FINANCING</b>	12
	<b>4. ANALYSIS OF GOVERNMENT RECEIPTS BY SOURCE</b>	13
	4.1 INTERNAL REVENUE	13
	4.2 EXTERNAL GRANTS	15
	4.3 BORROWINGS	16
	4.3.1 INTERNAL	16
	4.3.2 EXTERNAL	16
	4.4 RECOVERY OF LOANS	17
	4.5 OTHER RECEIPTS AND PAYMENTS	18
	<b>5. GOVERNMENT DEBT POSITION</b>	19
	<b>6. GOVERNMENT EQUITY HOLDINGS</b>	21
<b>II</b>	<b><u>TABLES</u></b>	
<b>A</b>	<b>STATEMENT OF VARIANCES</b>	
	1. Summary of Variance between Approved Budget and Revised Budget	1
	2. Summary of Variance between Revised Budget and Actual Outcome	2
<b>B</b>	<b>CONSOLIDATED RECEIPTS AND PAYMENTS</b>	
	1. Statement of Consolidated Receipts and Payments	3
<b>C</b>	<b>SCHEDULE OF BUDGETARY EXPENDITURE</b>	
	1. Statement of Total Expenditure for the Eighth Five Year Plan	4
	2. Statement of Total Expenditure for the Eighth Five Year Plan excluding DCP & KHPP	5
	3. Statement of Current Expenditure vis-à-vis Internal Revenue	6
	4. Statement of Interest Payments on Loans	7
	5. Statement of Interest Payments on Loans for the Eighth Five Year Plan	7
	6. Statement of Current Expenditure plus Repayment and Internal Revenue Comparison	8
	7. Statement of On-lending	10
	8. Statement of Principal Loan Repayments	10
<b>D</b>	<b>FISCAL DEFICIT AND ITS FINANCING</b>	
	1. Statement of Fiscal Deficit and its Financing	12

<b>S/No.</b>	<b><u>LIST OF CONTENTS</u></b>	<b><u>PAGE NO.</u></b>
<b>E</b>	<b>GOVERNMENT RECEIPTS</b>	
	1. Statement of Government Receipts by Sources for the Eighth Five Year Plan	13
	2. Statement of Internal Revenue for the Fiscal Year 2001-2002	14
	3. Statement of Internal Revenue for the Eighth Five Year Plan	14
	4. Statement of International Assistance (Grants) received during Eighth Five Year Plan	15
	5. Statement of International Assistance (Loan) received during FY 2001-2002 by Lender	16
	6. Statement of International Assistance (Loan) received during the Eighth Five Year Plan	17
	7. Statement of Recovery of Loans	17
	8. Statement of Other Receipts and Payments	18
<b>F</b>	<b>GOVERNMENT OUTSTANDING LOANS</b>	
	1. Statement of Outstanding Loans	20
<b>G</b>	<b>GOVERNMENT EQUITY HOLDINGS</b>	
	1. Statement of Government Equity Holdings	21
<b>H</b>	<b>GOVERNMENT CONSOLIDATED ACCOUNT</b>	
	1. Reconciliation of Government Consolidated Account	22
<b>I</b>	<b>GOVERNMENT BUDGET FUND ACCOUNT</b>	
	1. Reconciliation of Government Budget Fund Account	23
	1.1 Credits as per Cash Book but not in Bank Statements	24
	1.2 Debits as per Bank Statements but not in Cash Book	25
	1.3 Credits as per Bank Statements but not in Cash Book	26
<b>J</b>	<b>OTHER SUPPORTING STATEMENTS (CENTRAL BUDGET AND ACCOUNTS SYSTEM REPORTS)</b>	
	1. Statement of International Assistance (Grants) received during FY 2001-2002 by Donor	27
	2. Statement of International Assistance (Grants) received during FY 2001-2002 by Spending Agency	36
	3. Statement of Revised Budget and Booked Expenditure Comparison by Program	45
	4. Summary of Expenditure : By Object	55
	5. Summary of Expenditure : By Function	57
	6. Schedule of Dishonoured Cheques of FY 2001-2002	64
	7. Schedule of Opening & Closing Cash Balances	67
	8. Schedule of Other Recoveries and Remittances	74
	9. Schedule of Miscellaneous Receipts and Payments	85
	10. Schedule of Revenue Receipts and Remittances	97
	11. Schedule of Advances & Suspenses	109
<b>III</b>	<b><u>GRAPHS</u></b>	
	1. Total Expenditure for the Eighth Five Year Plan	4
	2. Internal Revenue and Current Expenditure for the Eighth Five Year Plan	6
	3. Current Expenditure and Principal Loan Repayment vis-à-vis Internal Revenue for the Eighth Five Year Plan	8
	4. Principal Loan Repayment for the Eighth Five Year Plan	11

## INTRODUCTION

The Annual Financial Statements of the budgetary operations of the Royal Government for the Financial Year (FY) 2001-2002 corresponding to the last year of the Eighth Five Year Plan are presented as per the provisions of the Financial Rules and Regulations, 2001. In order to show the trends, the Government receipts and payments are presented for five years starting from FY 1997-1998 and the financial performance of FY 2001-2002 is compared with that of FY 2000-2001.

The Annual Financial Statements for the FY 2001-2002 contains detailed reports on Government financial sources and uses, Reconciliation of Government Consolidated Account, Reconciliation of Budget Fund Account, Statement of Government Equity Holdings and the Outstanding Loans Statements of the Royal Government as on 30<sup>th</sup> June 2002.

## OVERVIEW

The FY 2001-2002 started with an approved budget appropriation of Nu.10,110.434 million and a budget deficit\* of Nu. 1,047.101 million. In the presentation to the National Assembly session of June 2002, the approved budget showed an upward revision to Nu. 10,597.480 million but the budget deficit reduced to Nu. 608.318 million. The comparison of approved budget with that of revised budget is as presented below:

<b>Table A1: SUMMARY OF VARIATION BETWEEN APPROVED BUDGET AND REVISED BUDGET OF FY 2001-2002</b>							
(Nu. in millions)							
APPLICATION OF FUNDS	APPROVED BUDGET	REVISED BUDGET	VARIANCE (%)	SOURCE OF FUNDS	APPROVED BUDGET	REVISED BUDGET	VARIANCE (%)
A. EXPENDITURE:	9,813.673	10,111.466	2.95	A. INTERNAL RECEIPTS	4,613.271	4,943.823	6.69
i) Current	4,611.099	4,664.330	1.14	i) Tax	2,475.439	2,695.038	8.15
ii) Capital	5,202.574	5,447.136	4.49	ii) Non-Tax	2,137.832	2,248.785	5.19
B. REPAYMENTS:	231.421	231.421	-	B. RECOVERY OF LOANS	63.290	182.052	65.24
i) Internal	-	-	-				
ii) External	231.421	231.421	-	C. GRANTS	2,918.431	3,316.932	12.01
				i) In Cash	2,799.292	3,085.901	9.29
C. LENDINGS:	65.340	254.593	74.34	ii) In Kind	119.139	231.031	48.43
D. ADVANCE:	-	-	-	D. BORROWINGS	941.024	1,019.038	7.66
				i) Internal	-	-	-
E. MISC. PAYMENTS	-	-	-	ii) External	941.024	1,019.038	7.66
				E. OTHER RECEIPTS	527.317	527.317	-
F. SURPLUS				F. DEFICIT	1,047.101	608.318	(72.13)
TOTAL PAYMENTS	10,110.434	10,597.480	4.60	TOTAL RECEIPTS	10,110.434	10,597.480	4.60
<b>Note:</b>							
(1) Revised budget is as reported to the National Assembly session of June 2002.							
(2) Both approved budget & revised budget excludes Kurichhu Hydro Power Project (KHPP) which is not reflected in the Eighth Five Year Plan.							
Source: Department of Budget & Accounts (DBA)							

\*Budget deficit = [Total Receipts – Total Payments]

The comparison of revised budget with that of the actual outcome is as given below:

**Table A2: SUMMARY OF VARIATION BETWEEN REVISED BUDGET AND ACTUAL OUTCOME OF FY 2001-2002**

(Nu. in millions)

APPLICATION OF FUNDS	REVISED BUDGET	ACTUAL OUTCOME	VARIANCE (%)	SOURCE OF FUNDS	REVISED BUDGET	ACTUAL OUTCOME	VARIANCE (%)
A. EXPENDITURE:	10,111.466	9,780.439	(3.38)	A. INTERNAL RECEIPTS	4,943.823	5,100.026	3.06
i) Current	4,664.330	4,467.888	(4.40)	i) Tax	2,695.038	2,675.554	(0.73)
ii) Capital	5,447.136	5,312.551	(2.53)	ii) Non-Tax	2,248.785	2,376.132	5.36
				iii) Interest on Loans		48.340	100.00
B. REPAYMENTS:	231.421	210.290	(10.05)	B. RECOVERY OF LOANS	182.052	119.442	(52.42)
i) Internal	-	-					
ii) External	231.421	210.290	(10.05)	C. GRANTS	3,316.932	3,748.515	11.51
				i) In Cash	3,085.901	3,346.719	7.79
C. LENDINGS:	254.593	249.252	(2.14)	ii) In Kind	231.031	401.796	42.50
D. ADVANCE:	-	141.829	100.00	D. BORROWINGS	1,019.038	2,106.946	51.63
				i) Internal	-	500.000	100.00
E. MISC. PAYMENTS	-	976.472	100.00	ii) External	1,019.038	1,606.946	36.59
				E. OTHER RECEIPTS	527.317		
F. SURPLUS		-		F. DEFICIT	608.318	283.353	
<b>TOTAL PAYMENTS</b>	<b>10,597.480</b>	<b>11,358.282</b>	<b>6.70</b>	<b>TOTAL RECEIPTS</b>	<b>10,597.480</b>	<b>11,358.282</b>	<b>6.70</b>

Note:

\* Revised budget is as reported to the National Assembly session of June, 2002.

\*\* The actual outcome includes KHPP and Dungsum Cement Project (DCP) which are not reflected in the Eighth Five Year Plan

as detailed below:

(Nu. in millions)

<b>Receipts:</b> (a) Grants	KHPP	179.970		<b>Expenditure:</b> Capital	KHPP	299.950
	DCP	5.247			DCP	5.247
(b) Loans	KHPP	119.980				
<b>Total:</b>		<b>305.197</b>	<b>-</b>	<b>Total:</b>	<b>-</b>	<b>305.197</b>

Source: DBA, Department of Revenue & Customs (DRC), Department of Aid & Debt Management (DADM) and Spending Agencies (SAs)

## 1. RECEIPTS AND PAYMENTS

The consolidated receipts and payments of the Royal Government for the FY 2001-2002 is presented below:

**Table B1: CONSOLIDATED RECEIPTS AND PAYMENTS STATEMENT  
FOR THE FY 2001-2002**

(Nu. in millions)

Sl. No.	PARTICULARS	RECEIPTS		PAYMENTS	
		AMOUNT		AMOUNT	
1	<b>Opening Balances :</b>		(954.643)		
	i) Cash	59.059			
	ii) Bank	(1,013.702)			
2	<b>Internal Revenue :</b>		5,100.026		
	i) Tax Revenue	2,675.554			
	ii) Non Tax Revenue	2,376.132			
	iii) Interest on Loans	48.340			
3	<b>External Grants :</b>		3,748.515		
	i) Cash	3,346.719			
	ii) Kind	401.796			
4	<b>Borrowings:</b>		2,106.946		
	a. External:				
	i) Cash	640.805			
	ii) Kind	966.141			
	b. Internal:	500.000			
5	<b>Recovery of Loans:</b>		119.442		
6	<b>Miscellaneous Receipts:</b>				
7	<b>Decrease in Advance/Suspense</b>		2,214.562		
8	<b>Expenditure :</b>				9,780.439
	i) Current			4,467.888	
	ii) Capital			5,312.551	
9	<b>Repayment of Loans :</b>				210.290
	i) Internal				
	ii) External			210.290	
10	<b>Lendings:</b>				249.252
11	<b>Other Payments:</b>				21.829
12	<b>Increase in Advance/Suspense</b>				2,356.391
13	<b>Closing Balances:</b>				(283.353)
	i) Cash			15.094	
	ii) Bank			(298.447)	
	<b>TOTAL</b>		12,334.848		12,334.848

**Closing Balance as per BoB (306.046)**

**Less:** a) Credits as per BOB but not in DBA 48.244

        b) Debits as per DBA but not in BoB -

**Add:** a) Credits as per DBA but not in BoB 55.474

        b) Debits in Bank but not in DBA 0.369

**Closing Balance as per DBA (298.447)**

Source: DBA

### Note:

=> The Receipts and Payments Statement includes KHPP and DCP which are not reflected in the Eighth Five Year Plan .					
(Nu. in millions)					
<b>Receipts:</b> (a) Grants	KHPP	179.970		<b>Expenditure:</b> Capital	KHPP 299.950
	DCP	5.247			DCP 5.247
(b) Loans	KHPP	119.980			
<b>Total:</b>		<b>305.197</b>	-	<b>Total:</b>	- <b>305.197</b>

## 2. OPERATIONAL RESULTS

### 2.1 EXPENDITURE GROWTH

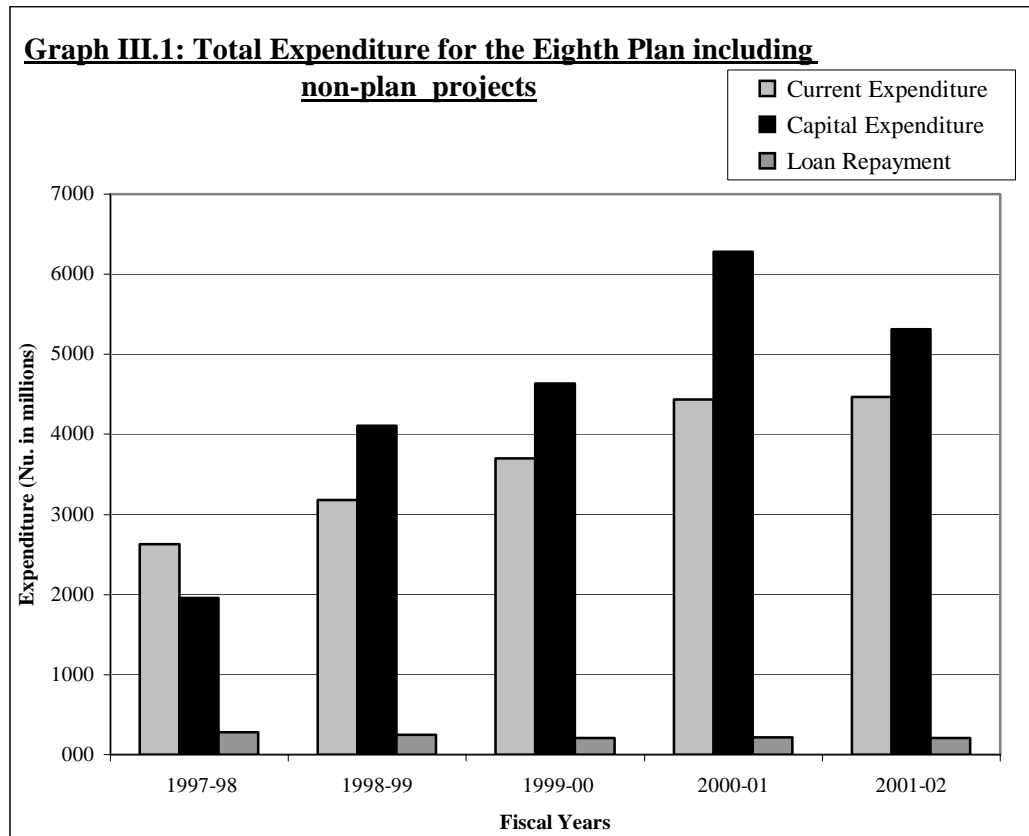
The Government expenditure incurred during FY 2001-2002 is given below in tabular and graphic forms together with the total expenditure of the past four years:

**Table C1: TOTAL EXPENDITURE FOR THE EIGHTH FIVE YEAR PLAN INCLUDING NON-PLAN PROJECTS (VIZ. DCP & KHPP)**

(Nu. in millions)

FISCAL YEAR	1997-98	1998-99	1999-00	2000-01	2001-02	TOTAL
Current Expenditure	2,627.763	3,178.297	3,702.148	4,435.618	4,467.888	18,411.714
Capital Expenditure	1,960.570	4,105.717	4,632.131	6,280.914	5,312.551	22,291.883
<b>Total</b>	<b>4,588.333</b>	<b>7,284.014</b>	<b>8,334.279</b>	<b>10,716.532</b>	<b>9,780.439</b>	<b>40,703.597</b>
Loan Repayment	276.308	250.235	205.205	212.615	210.290	1,154.653
<b>Grand Total</b>	<b>4,864.641</b>	<b>7,534.249</b>	<b>8,539.484</b>	<b>10,929.147</b>	<b>9,990.729</b>	<b>41,858.250</b>

Source: SAs and DADM



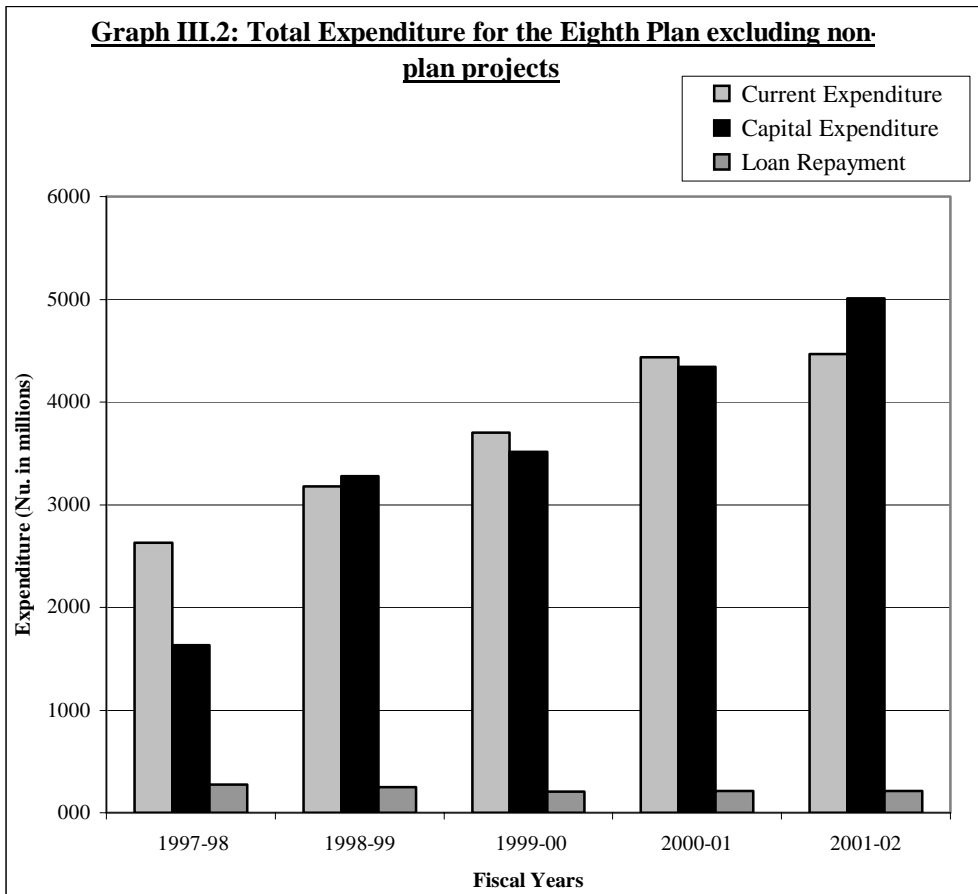
However, if KHPP and DCP are excluded, the total expenditure for the Eight Five Year Plan will be as follows:

**Table C2: TOTAL EXPENDITURE FOR THE EIGHTH FIVE YEAR PLAN  
EXCLUDING NON-PLAN PROJECTS (VIZ. DCP & KHPP)**

(Nu. in millions)

FISCAL YEAR	1997-98	1998-99	1999-00	2000-01	2001-02	TOTAL
Current Expenditure	2,627.763	3,178.297	3,702.148	4,435.618	4,467.888	18,411.714
Capital Expenditure	1,631.910	3,276.677	3,512.791	4,339.764	5,007.354	17,768.496
<b>Total</b>	<b>4,259.673</b>	<b>6,454.974</b>	<b>7,214.939</b>	<b>8,775.382</b>	<b>9,475.242</b>	<b>36,180.210</b>
Loan Repayment	276.308	250.235	205.205	212.615	210.290	1,154.653
<b>Grand Total</b>	<b>4,535.981</b>	<b>6,705.209</b>	<b>7,420.144</b>	<b>8,987.997</b>	<b>9,685.532</b>	<b>37,334.863</b>

Source: SAs & DADM





### 2.1.1 CURRENT EXPENDITURE

The current expenditure increased by Nu. 32.270 millions as compared to that of FY 2000-2001. The following three sectors recorded the highest current expenditures:

<u>Sector</u>	<u>Amount</u>	<u>% of total current expenditure</u>
1. Education	Nu. 930.133m	20.82%
2. Health	Nu. 552.929m	12.38%
3. Royal Bhutan Police	Nu. 330.664m	7.40%

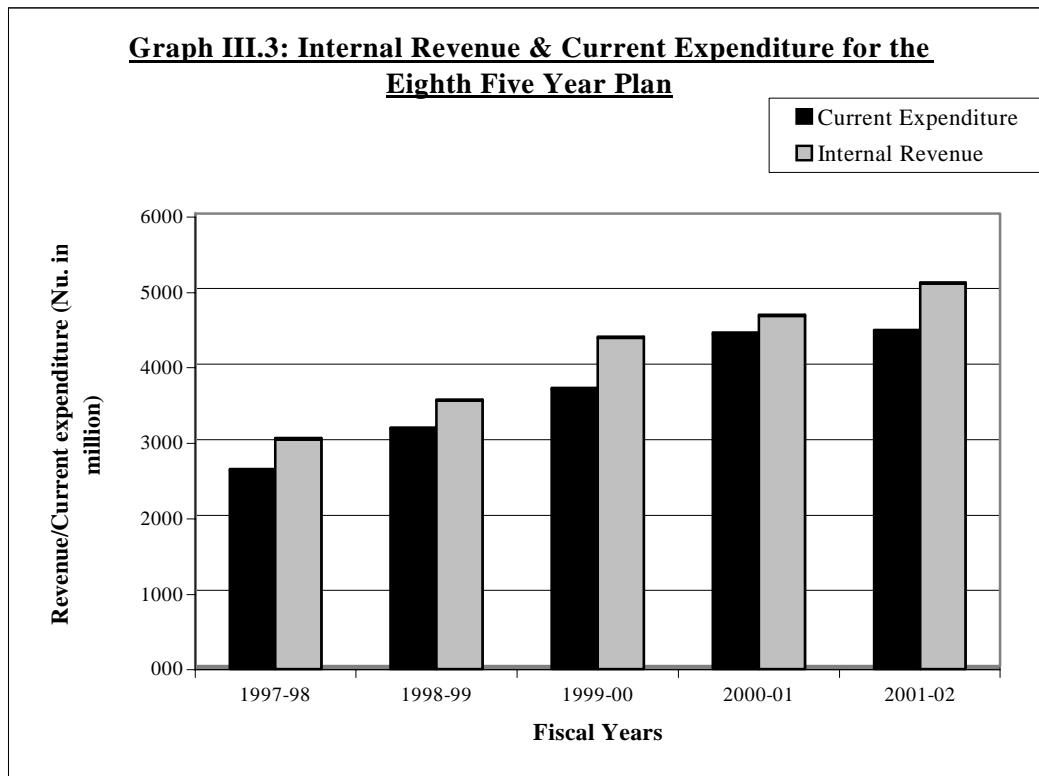
The total current expenditure of Nu. 4,467.888 million was fully covered by internal revenue of Nu. 5,100.026 million. The comparison of internal revenue to that of the current expenditure for the entire period of Eighth Five Year Plan is presented below:

**Table C3: CURRENT EXPENDITURE AND INTERNAL REVENUE FOR THE EIGHTH FIVE YEAR PLAN**

(Nu. in millions)

<u>PARTICULARS</u>	<u>1997-98</u>	<u>1998-99</u>	<u>1999-00</u>	<u>2000-01</u>	<u>2001-02</u>	<u>TOTAL</u>
Current Expenditure	2,627.763	3,178.297	3,702.148	4,435.618	4,467.888	18,411.714
Internal Revenue	3,035.953	3,547.494	4,381.137	4,671.531	5,100.026	20,736.141

Source: Spending Agencies (SAs) and DRC



The current expenditure for the FY 2001-2002 includes Nu. 20.414 million paid as interest on Ways and Means Account to the Bank of Bhutan (BOB). Through Ways and Means Account, BOB provides overdraft facilities to the Government. Further, Nu. 17.500 million was paid as semi-annual coupon to one-year Government Bond of Nu. 500 million.

Interest paid during the year is as detailed below:

**Table C4: PAYMENT OF INTEREST ON LOANS DURING THE FY  
2001-2002**

		(Nu. in millions)
Sl.No.	LENDER	AMOUNT
<b>A.</b>	<b>EXTERNAL LOANS :</b>	
1	International Fund for Agricultural Development (IFAD)	6.158
2	Asian Development Bank (ADB)	23.148
3	Government of India (GOI)	29.656
4	Government of Austria	1.164
5	International Development Agency (IDA)	10.346
6	Kuwait Fund for Arab Economic Development (KFAED)	7.368
	<b>ON EXTERNAL LOANS:</b>	<b>77.840</b>
<b>B.</b>	<b>INTERNAL LOANS:</b>	
1	Bank of Bhutan (BOB)	27.414
2	National Pension & Provident Fund Bureau (NPPFB)	6.300
3	Bhutan National Bank (BNB)	4.200
	<b>ON INTERNAL LOANS:</b>	<b>37.914</b>
	<b>TOTAL PAYMENT OF INTEREST ON LOANS:</b>	<b>115.754</b>

Source: (i) Interest payment on external loans - DADM  
(ii) Interest payment on internal loans - DBA

Interest payments made for the Eighth Five Year Plan is presented below:

**Table C5: INTEREST PAYMENTS FOR THE EIGHTH FIVE YEAR PLAN**

(Nu. in millions)						
FISCAL YEAR	1997-98	1998-99	1999-00	2000-01	2001-02	TOTAL
On External Loans	93.710	119.366	80.213	77.106	77.840	448.235
On Internal Loans	15.793	2.500	-	0.744	37.914	56.951
<b>Total</b>	<b>109.503</b>	<b>121.866</b>	<b>80.213</b>	<b>77.850</b>	<b>115.754</b>	<b>505.186</b>

Source: (i) Interest payment on external loans - DADM  
(ii) Interest payment on internal loans - DBA

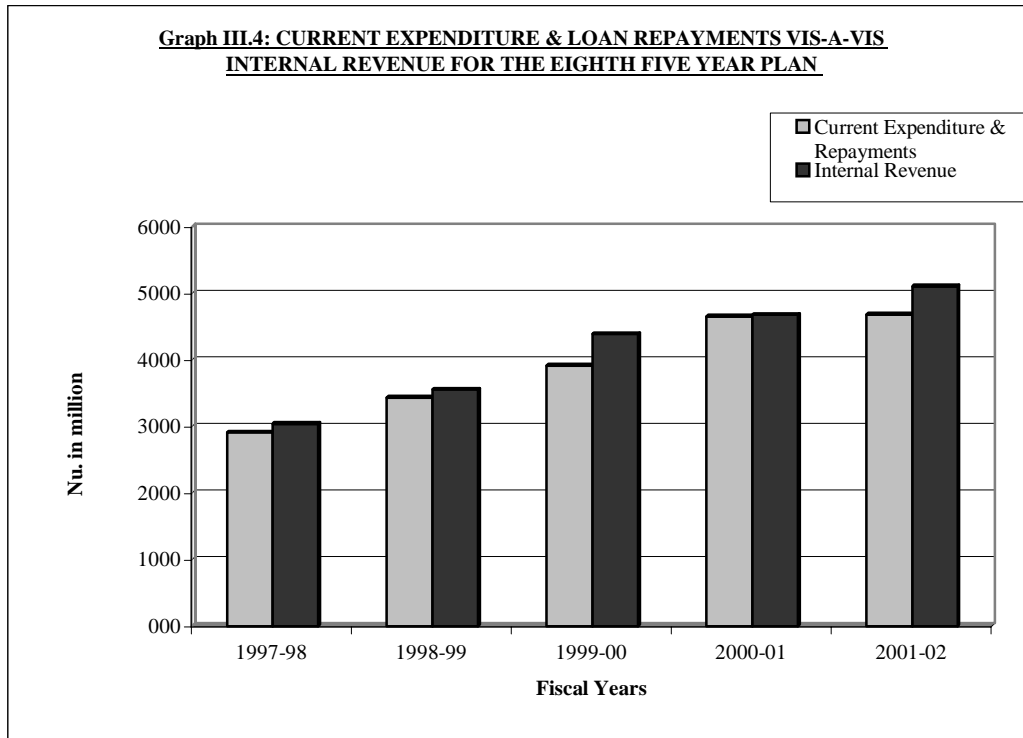
The coverage of internal revenue for financing of current expenditure and principal repayment of loans for the Eighth Five Year Plan is presented below in tabular and graphic forms:

**Table C6: CURRENT EXPENDITURE AND REPAYMENT VIS-À-VIS INTERNAL REVENUE FOR THE EIGHTH FIVE YEAR PLAN**

(Nu. in millions)

PARTICULARS	1997-98	1998-99	1999-00	2000-01	2001-02	TOTAL
Current Expenditure & Repayments	2,904.071	3,428.532	3,907.353	4,648.233	4,678.178	19,566.367
Internal Revenue	3,035.953	3,547.494	4,381.137	4,671.531	5,100.026	20,736.141

Source: SAs, DADM and DRC



During the Eighth Five Year Plan, the internal revenue generation was able to adequately cover all current expenditure and principal repayment of loans, and generate some surplus to finance part of the capital expenditure.

### 2.1.2 CAPITAL EXPENDITURE

The capital expenditure of Nu. 5,312.551 million includes Government of India (GoI) disbursement of Nu. 299.950 million for KHPP and direct disbursement of Nu. 126.852 million by GoI to DANTAK for the following works:

- a. Nu.24.585 million for the construction of three bridges and
- b. Nu. 102.267 million for the construction of Pasakha-Manitar road.

It also includes direct disbursements by other donors as follows:

1. Helvetas/SDC (covering various sectors) – Nu. 84.366 million
2. ADB (Urban Development & Road Improvement projects) – Nu. 49.448 million
3. ADB (Sustainable Rural Electrification project) – Nu. 264.466 million
4. ADB (Health Care Reform project) – Nu. 246.263 million
5. Austria (Basochhu Hydro Power Project (BHPP)) – Nu. 477.236 million.

The total capital expenditure for the year decreased by 18% as compared to that of FY 2000-2001. The decrease was due to low disbursement from GoI for KHPP which came down from Nu. 1,920.000 million in FY 2000-2001 to Nu. 299.950 million. Besides, GoI's disbursement for DCP dropped from Nu. 21.500 million in FY 2000-2001 to Nu. 5.247 million.

However, if non-plan projects like DCP and KHPP are excluded, the total capital expenditure for the FY 2001-2002 comes to Nu. 5,007.354 millions indicating an increase of 13% as compared to FY 2000-2001. The increase may be mainly attributable to the following reasons:

1. Nu. 84.000 millions for Ministry of Agriculture under KR II funding
2. Nu. 264.066 millions for Sustainable Rural Electrification under ADB funding
3. Nu. 246.263 millions for Health Care Reform Projects under ADB funding and;
4. Nu. 374.153 millions for BHPP-Lower Stage under Austrian funding

The following three major sectors recorded the highest capital expenditures:

<u>Sector</u>	<u>Amount</u>	<u>% of total capital expenditure</u>
1. Power	Nu. 1,805.469m	33.98%
2. Roads & Bridges	Nu. 744.061m	14.01%
3. Health	Nu. 589.834m	11.10%

### 2.1.3 LENDINGS

During the year, the total lending provided by the Government amounted to Nu. 249.252 million. The lending decreased by Nu. 101.685 million as compared to Nu. 350.937 million provided in the previous year. The lending in the past year was more due to the provision of Nu. 236.526 million for purchase of new aircraft to Druk Air Corporation and Nu. 50 million to Bhutan Telecom as initial working capital.

The statement of lending for the FY 2001-2002 is presented below:

**Table C7: STATEMENT OF LENDINGS DURING THE  
FY 2001-2002**

(Nu.in millions)

Sl. No.	IMPLEMENTING AGENCY	FUNDING AGENCY	AMOUNT
1	Bhutan Development Finance Corporation	ADB	76.123
2	Bhutan Development Finance Corporation	IFAD	14.367
3	Druk Air Corporation - Purchase of New Aircrafts	RGoB	118.762
4	Druk Air Corporation - Interest Free Loan	RGoB	40.000
	<b>TOTAL LENDINGS :</b>		<b>249.252</b>

### 2.1.4 LOAN REPAYMENTS

The principal repayment of external loans amounted to Nu. 210.290 million as given below:

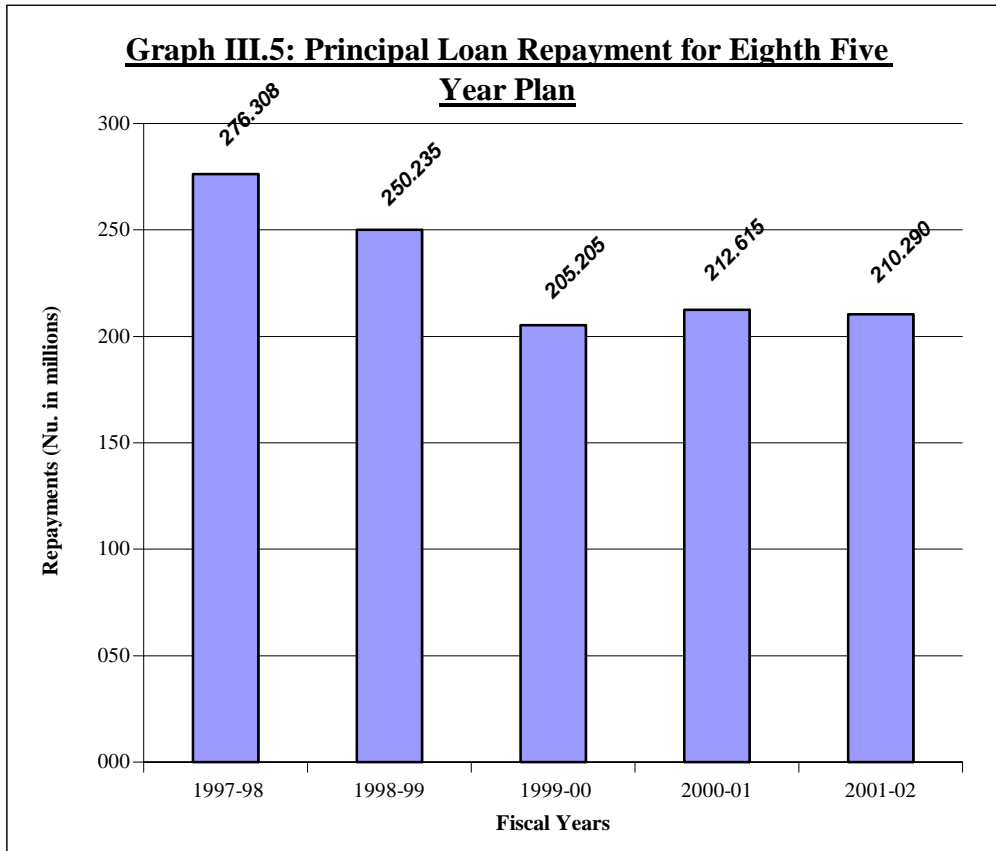
**Table C8: REPAYMENT OF PRINCIPAL LOANS DURING THE  
FY 2001-2002**

(Nu. in millions)

Sl.No.	LENDER	AMOUNT
	<b>EXTERNAL LOANS :</b>	
1	International Fund for Agricultural Development (IFAD)	12.649
2	Asian Development Bank (ADB)	22.116
3	Government of India (GOI)	87.550
4	EFIC (Australia)	4.550
5	International Development Agency (IDA)	12.040
6	Kuwait Fund for Arab Economic Development (KFAED)	71.384
	<b>REPAYMENT OF EXTERNAL LOANS:</b>	<b>210.290</b>

Source: DADM

The fiscal year-wise Principal loan repayments for the Eighth Five Year Plan is presented below in the graphic form:



### 3. FISCAL DEFICIT AND ITS FINANCING

During the FY 2001-2002, there was a fiscal deficit\* of Nu. 1,225.366 million. The financing transactions of the fiscal deficit is presented below:

**Table D1: FISCAL DEFICIT & ITS FINANCING FOR THE  
FY 2001-2002**

(Nu. in millions)

	<b>PARTICULARS</b>	<b>AMOUNT</b>	
<b>A</b>	<b>Total Expenditures:</b>		<b>10,052.078</b>
	Current Expenditure	4,467.888	
	Capital Expenditure	5,312.551	
	Increase in Advances(Net)	141.829	
	Lending minus Recoveries	129.810	
<b>B</b>	<b>Revenue &amp; Grants:</b>		<b>8,826.712</b>
	Tax & Non-Tax Revenue	5,100.026	
	Other Receipts(+)/Payments(-)	(21.829)	
	Grants	3,748.515	
<b>C</b>	<b>Deficit ( )/Surplus</b>		<b>(1,225.366)</b>
<b>D</b>	<b>Financing Transactions</b>		<b>1,225.366</b>
<b>E</b>	<b>External:</b>		<b>1,396.656</b>
	Drawings	1,606.946	
	Repayments	210.290	
<b>F</b>	<b>Internal:</b>		<b>500.000</b>
	Drawings	500.000	
	Repayments	-	
<b>G</b>	<b>Change in Balances:</b>		<b>(671.290)</b>
	Change in Cash Balances	43.965	
	Change in Bank Balances	(715.255)	

Source: DBA, DRC, DADM and SAs

**Note:**

=> The Receipts and Payments Statement includes KHPP and DCP which are not reflected in the Eighth Five Year Plan .						
(Nu. in millions)						
<b>Receipts:</b> (a) Grants	KHPP	179.970		<b>Expenditure:</b> Capital	KHPP	299.950
	DCP	5.247			DCP	5.247
(b) Loans	KHPP	119.980				
<b>Total:</b>		<b>305.197</b>	<b>-</b>	<b>Total:</b>	<b>-</b>	<b>305.197</b>

Source: DBA

The Gross Domestic Product (GDP) as per Central Statistical Office (CSO) for the year 2001 is Nu. 24,895 million and the estimated GDP for the year 2002 is Nu. 26,538 million\*\*. The average GDP for the fiscal year 2001-2002 therefore works out to be Nu. 25,717 million and the fiscal deficit of 1,225.366 million comes to 4.76% of GDP. This is a high level of deficit financing compared to the globally accepted level of 3%. However, bulk of the deficit financing was on socio-economic projects, which are expected to generate returns in the future to compensate for the present borrowings.

\* Fiscal deficit = [(Total Receipts – Borrowings) – (Total Payments – Repayments)]

\*\* The GDP for 2002 is estimated to increase by 6.6% in real terms as compared to the year 2001.

#### 4. ANALYSIS OF GOVERNMENT RECEIPTS BY SOURCE

The total receipts of the Government for FY 2001-2002 is Nu.11,053.100 million, showing an increase of Nu.940.180 million from that of FY 2000-2001 and represents a growth of 9%. The growth is mainly due to:

- More effective tax administration
- Enhanced taxpayer awareness programmes
- Better compliance by taxpayers
- Economic growth

The breakup of the receipts are as given below:

**Table E1: GOVERNMENT RECEIPTS BY SOURCE FOR THE EIGHTH FIVE YEAR PLAN**

(Nu. in millions)

SOURCES	1997-1998	1998-99	1999-2000	2000-01	2001-02	%	TOTAL
Internal Revenue	3,035.953	3,547.494	4,381.137	4,671.531	5,100.026	46	20,736.14
Grants	1,816.297	3,262.585	3,274.132	3,710.994	3,748.515	34	15,812.52
Borrowings (External)	610.828	803.855	811.796	1,269.277	1,606.946	15	5,102.70
Borrowings (Internal)	-	-	-	-	500.000	5	500.00
Recovery of Loans from Corporations	74.203	128.434	108.388	156.899	119.442	1	587.37
Other Receipts/Payments	97.073	109.388	204.262	304.219	(21.829)	0	693.11
<b>Total :</b>	<b>5,634.354</b>	<b>7,851.756</b>	<b>8,779.715</b>	<b>10,112.920</b>	<b>11,053.100</b>		<b>43,431.85</b>
of which (a) Grants:(i) KHPP	-	474.000	660.000	1,152.000	179.970		2,465.970
(ii) DCP	-	17.700	19.340	21.150	5.247		63.437
(b) Loan: KHPP	350.000	316.000	440.000	768.000	119.980		1993.980

Source: DRC, DADM and DBA

##### 4.1 INTERNAL REVENUE

The internal revenue increased by Nu.428.495 million (8%) over that of FY 2000-2001. The increase can be attributed to the following:

- Excise duty refund received in arrears from the GoI
- Better business profitability by corporations such as BOB, Bhutan Ferro Alloy Limited (BFAL), Bhutan Calcium Carbide Limited (BCCL), Bhutan Telecom and Forestry Development Corporation (FDC)
- Increased collections from Department of Energy (DOE)
- Increased dividend received from FDC and CHPC

The revenue is as reported by the Department of Revenue and Customs (DRC). DRC's revenue report of Nu. 5,100.026 million includes a sum of Nu. 48.340 million representing interest on on-lending received in Budget Fund Account. The detail is as given on the next page.



**Table E2: SUMMARY OF REVENUE COLLECTION FOR THE  
FY 2001-2002**

(Nu. in millions)

CODE	REVENUE HEAD	AMOUNT
<b>1</b>	<b>Tax Revenue:</b>	<b>2675.554</b>
<b>1.1</b>	<b>Direct Tax:</b>	<b>1626.109</b>
1.1.1	Corporate Income Tax	987.833
1.1.2	Business Income Tax	317.205
1.1.3	Tax on Payroll/PIT	73.778
1.1.4	Health Contribution	23.444
1.1.5	Royalties	214.261
1.1.6	Rural Tax	9.588
<b>1.2</b>	<b>Indirect Tax:</b>	<b>1049.445</b>
1.2.1	Bhutan Sales Tax	393.5
1.2.2	Export Tax	12.294
1.2.3	Excise Duty	444.897
1.2.4	Motor Vehicle Tax	66.403
1.2.5	Import Duty	94.52
1.2.6	Business & Professional Licences	20.684
1.2.7	Other Tax Revenue	17.147
<b>2</b>	<b>Non Tax Revenue:</b>	<b>2424.472</b>
<b>2.1</b>	<b>Fees, Dividends, Profits:</b>	<b>2389.807</b>
2.1.1	Administrative Fees & Charges	90.298
2.1.2	Revenue from Government Departments	499.979
2.1.3	Dividends	1426.833
2.1.4	Transfer of Profits	363.75
2.1.5	Other Non-Tax Revenue	8.947
<b>2.2</b>	<b>Capital Revenue:</b>	<b>34.665</b>
2.2.1	Capital Revenue	34.665
<b>3</b>	<b>Total Revenue:</b>	<b>5100.026</b>

Source: DRC

The total internal revenue of Nu. 20,736.141 million as reported by DRC during the Eighth Five Year Plan is presented below:

**Table E3: INTERNAL REVENUE FOR THE EIGHTH FIVE YEAR PLAN**

(Nu. in millions)

PARTICULARS	1997-98	1998-99	1999-00	2000-01	2001-02	TOTAL
Tax Revenue	1,246.390	1,265.824	1,977.076	1,916.917	2,675.554	9,081.761
Non-Tax Revenue	1,789.563	2,281.670	2,404.061	2,754.614	2,424.472	11,654.380
<b>Total</b>	<b>3,035.953</b>	<b>3,547.494</b>	<b>4,381.137</b>	<b>4,671.531</b>	<b>5,100.026</b>	<b>20,736.141</b>

Source: DRC

Unlike in the past years, tax revenue is higher than non-tax revenue in the FY 2001-2002. This is because in the past years royalty was classified as non-tax revenue whereas in the FY 2001-2002 it has been treated as tax revenue.

#### 4.2 EXTERNAL GRANTS

The Government, during the fiscal year received a total grant of Nu.3,748.515 million including for non-plan projects like KHPP and DCP. However, with the exclusion of non-plan projects like DCP and KHPP, the total grants received for the year is Nu. 3,563.298 millions. There is a 28.78% increase in the total grants received during the year as compared to that of FY 2000-2001. GOI assistance increased by 41.27% as compared to the previous year and it is mainly due to higher disbursement for the following projects:

- Nu. 119.482 millions for Rehabilitation of Educational Infrastructure compared to Nu. 19.000 millions during FY 2000-2001
- Nu. 190.125 millions for STD for Thimphu & Paro (Phase II) and;
- Nu. 687.628 millions for Power Transmission Eastern Grid (Phase II) compared to Nu. 100.000 millions in FY 2000-2001

Similarly, assistance from other international agencies also increased by 4.68%. This increase can mainly be attributed to the following disbursements:

- Nu. 84.000 millions as in-kind assistance under KR II funding
- Nu. 65.500 millions for Sustainable Rural Electrification Project-Phase II under the Netherlands (NET-SDA) funding
- Nu. 25.321 millions for Wang Watershed Management Project under EC funding as compared to Nu. 3.009 millions in FY 2000-2001 and;
- Nu. 30.900 millions for Black Mountain Biodiversity Conservation Project under Netherlands funding compared to Nu. 11.721 millions in FY 2000-2001.

The external grants received during the fiscal year including the non-plan projects like DCP & KHPP are as reflected below together with the past four fiscal years:

**Table E4: INTERNATIONAL ASSISTANCE (GRANTS) RECEIVED DURING THE EIGHTH FIVE YEAR PLAN**

PARTICULARS	(Nu. in millions)					
	1997-98	1998-99	1999-00	2000-01	2001-02	TOTAL
a) GOI Grants :	1,045.127	1,928.514	2,187.922	2,551.235	2,531.791	10,244.589
1. Prog. Grant (Cash)	800.000	800.000	800.000	800.000	800.000	4,000.000
2. Proj. Grant (Cash)	113.356	1,092.478	1,062.964	1,550.965	1,604.939	5,424.702
3. Proj. Grant (Kind)	131.771	36.036	324.958	200.270	126.852	819.887
b) Other Agencies:	771.170	1,334.071	1,086.210	1,159.759	1,216.724	5,567.934
Cash	675.740	938.205	929.457	1,064.545	941.780	4,549.727
Kind	95.430	395.866	156.753	95.214	274.944	1,018.207
<b>Total :</b>	<b>1,816.297</b>	<b>3,262.585</b>	<b>3,274.132</b>	<b>3,710.994</b>	<b>3,748.515</b>	<b>15,812.523</b>
of which (a) KHPP	-	474.000	660.000	1,152.000	179.970	2,465.970
(b) DCP	-	17.700	19.340	21.150	5.247	63.437

Source: (i) Cash - DBA and DADM

(ii) Kind - DADM and SAs

### 4.3 BORROWINGS

#### 4.3.1 INTERNAL

During the year, the Government resorted to Ways and Means Advances from the Bank of Bhutan to meet the day-to-day cash requirements. Further, the Government raised Nu. 500 million by issuing short-term, one-year Government Bonds at a coupon rate of 7% per annum in order to cover the financing gap. The Government Bonds of Nu. 500 million were allotted to the financial institutions as follows:

- |  |                 |
|--|-----------------|
| 1. Bank of Bhutan                      | Nu. 200 million |
| 2. National Pension and Provident Fund | Nu. 180 million |
| 3. Bhutan National Bank                | Nu. 120 million |

#### 4.3.2 EXTERNAL

During the year, the Government did not take any new loans. The total disbursement of Nu. 1,606.946 million was from the loan agreements already signed in the past years. The loan disbursement of the year includes Nu. 119.980 million for KHPP from GoI. The statement of borrowings is presented below:

**Table E5: INTERNATIONAL ASSISTANCE (LOAN) RECEIVED DURING FY 2001-2002: BY LENDER**

(Nu. in millions)

LENDER	ADMINISTRATIVE UNIT	PROJECT NAME	CASH	KIND	TOTAL
ADB	MINISTRY OF COMMUNICATIONS	Road Improvement Project	000.130	017.964	018.094
	MINISTRY OF COMMUNICATIONS	Urban Infrastructure Development Project	064.227	031.484	095.711
	MINISTRY OF FINANCE	Development Loan Project	076.123	-	076.123
	MINISTRY OF HEALTH & EDUCATION	Health Care Reforms Project	-	246.263	246.263
	MINISTRY OF TRADE AND INDUSTRY	Sustainable Rural Electrification Project	-	264.066	264.066
	NATIONAL TECHNICAL TRNG. AUTHORITY	Basic Skills Development Project	002.504	-	002.504
<b>Total of ADB</b>			<b>142.984</b>	<b>559.777</b>	<b>702.761</b>
AUSTRIAN	MINISTRY OF TRADE AND INDUSTRY	Basochu Hydro Power Project (Phase I)	016.132	027.278	043.410
	MINISTRY OF TRADE AND INDUSTRY	Basochu Hydro Power Project (Phase II)	-	374.153	374.153
<b>Total of AUSTRIAN</b>			<b>016.132</b>	<b>401.431</b>	<b>417.563</b>
GOI	MINISTRY OF FINANCE	Kurichhu Hydro-Power Project	119.980	-	119.980
<b>Total of GOI</b>			<b>119.980</b>	<b>-</b>	<b>119.980</b>
IFAD	MINISTRY OF AGRICULTURE	Second Eastern Zone Agriculture Project	066.936	-	066.936
<b>Total of IFAD</b>			<b>066.936</b>	<b>-</b>	<b>066.936</b>
W/BANK	MINISTRY OF AGRICULTURE	Third Forestry Development Project	045.034	004.933	049.967
	MINISTRY OF COMMUNICATIONS	Rural Access Project	052.899	-	052.899
	MINISTRY OF COMMUNICATIONS	Urban Development Project	045.349	-	045.349
	MINISTRY OF HEALTH & EDUCATION	Second Education Project	151.492	-	151.492
<b>Total of W/BANK</b>			<b>294.773</b>	<b>004.933</b>	<b>299.706</b>
<b>Grand Total</b>			<b>640.805</b>	<b>966.141</b>	<b>1606.946</b>
of which KHPP =			119.980		119.980

Source: (i) Cash - DBA and DADM

(ii) Kind - DADM and SAs

The external borrowings for the Eighth Five Year Plan is presented below in a tabular form:

**Table E6: INTERNATIONAL ASSISTANCE (LOAN) RECEIVED DURING THE EIGHTH FIVE YEAR PLAN**

(Nu. in millions)							
Sl. No.	LENDER	1997-98	1998-99	1999-00	2000-01	2001-02	TOTAL
1	ASIAN DEVELOPMENT BANK (ADB)	178.396	256.674	100.273	61.101	702.761	1299.205
2	GOVERNMENT OF AUSTRIA	0.000	358.879	136.416	153.200	417.563	1066.058
3	GOVERNMENT OF INDIA (GOI)	350.000	316.000	440.000	768.000	119.980	1993.980
4	INTERNATIONAL FUND FOR AGRUCULTURE DEVELOPMENT (IFAD)	40.770	21.047	7.847	29.527	66.936	166.127
5	KUWAIT FUND ARAB ECONOMIC DEVELOPMENT (KFAED)	7.050	16.964	36.353	3.169	-	63.536
6	WORLD BANK	34.612	38.762	84.019	199.652	299.706	656.751
<b>GRAND TOTAL:</b>		<b>610.828</b>	<b>1008.326</b>	<b>804.908</b>	<b>1214.649</b>	<b>1606.946</b>	<b>5245.657</b>
of Which KPA =		350.00	316.000	440.000	768.000	119.980	1993.980

Source: (i) Cash - DBA and DADM

(ii) Kind - DADM and SAs

There was an increase in external borrowings of Nu. 392.297 million as compared to the Fiscal Year 2000-2001. The increase is attributable to the following disbursements:

1. ADB funding under Health Care Reform Project and Sustainable Rural Electrification Project,
2. Government of Austria funding for BHPP-Lower Stage and
3. World Bank (IDA) funding under Second Education and Rural Access Projects.

#### **4.4 RECOVERY OF LOANS**

The statement of recovery of principal loans along with the interest during the fiscal year is presented below:

**Table E7: RECOVERY OF LOANS DURING THE FISCAL YEAR 2001-2002**

(Nu. in millions)					
Sl. No.	PROJECT TITLE	LENDER	AMOUNT		
			PRINCIPAL	INTEREST	TOTAL
1	Bhutan Development Finance Corporation (BDFC)	ADB	1.858	3.823	5.681
2	Bhutan Development Finance Corporation (BDFC)	KFAED	13.020	8.199	21.219
3	Chukha Hydro Power Corporation (CHPC)	GOI	87.550	29.539	117.089
4	Bhutan Board Products Limited (BBPL)	KFAED	12.072	6.779	18.851
5	Ministry of Communications (Purchase of Buses)	RGOB	2.743	0.000	2.743
6	Dagana Dzongkhag Emergency Food Reserve	RGOB	0.162	0.000	0.162
7	National Pension & Provident Fund Board (NPPFB)	RGOB	2.037	0.000	2.037
<b>TOTAL RECOVERY</b>			<b>119.442</b>	<b>48.340</b>	<b>167.781</b>

Source: DBA and DADM

**4.5 OTHER RECEIPTS/PAYMENTS**

Presented below is the statement of Other Receipts, Payments and Adjustments made during the FY 2001-2002.

**Table E8: STATEMENT OF OTHER RECEIPTS, PAYMENTS & ADJUSTMENTS  
DURING FY 2001-2002**

(Nu. in millions)

S/No.	PARTICULARS	AMOUNT		REMARKS
<b>A</b>	<b>BUDGET FUND ACCOUNT:</b>			
1	Miscellaneous receipts in Budget Fund A/c.	120.126		
	Less: Bank Charges by BOB	0.000		
	Less: Other Payments from Budget Fund	4.243		
	<b>Total of A:</b>		115.883	
<b>B</b>	<b>NON-REVENUE ACCOUNT:</b>			
	Deposits as per BOB	381.608		
	Deposits as per Spending Agency (SA)	94.453		
	<b>Total of B:</b>		287.155	
<b>C</b>	<b>REFUNDABLE DEPOSITS:</b>			
	As per DBA	42.237		
	As per SA	65.569		
	<b>Total of C:</b>		(26.332)	
<b>D</b>	<b>RELEASES AGAINST UNCASHED CHEQUES</b>			
	As per DBA	3.423		
	As per SA	3.103		
	<b>Total of D:</b>		0.320	
<b>E</b>	<b>AGENCIES' ACCOUNTS:</b>			
1	Net of Recoveries & Remittances:			
	Total Recoveries	284.170		
	Total Remittances	292.444		
	Net		(8.274)	Schedule on page-74
2	Net of Revenue Receipts & Remittances:			
	Total Receipts	168.691		
	Total Remittances	161.750		
	Net		6.941	Schedule on page-97
3	Net of Other Receipts & Payments:			
	Total Other Receipts	288.407		
	Total Other Payments	690.762		
	Net		(402.355)	Schedule on page-85
	<b>TOTAL of E:</b>		(403.688)	
<b>F</b>	<b>OTHER ADJUSTMENTS:</b>			
1	Cash Balances:			
	2000-01 Closing Cash Bal.in agencies A/cs.	59.059		
	2001-02 Opening Cash Bal.in Agency A/cs.	56.875		
	Adjustment		2.184	
2	Dishonoured Cheques of 2001-02		2.651	Schedule on page-64
3	Errors and Omissions		(0.002)	
	<b>TOTAL of F:</b>		4.833	
<b>TOTAL</b>			<b>(21.829)</b>	

Source: DBA and SAs

## **5. GOVERNMENT DEBT POSITION**

As reflected in the statement of outstanding loans on the following page, the total drawing from the external loan accounts amounted to Nu.3,853.722 million of which Nu. 1,746.776 millions pertains to direct disbursements to Tala Hydro Power Project Authority (THPA) by GoI. The hard currency loans outstanding as per the loan accounts were reported to be US \$ 130.715 million.

The loans outstanding to GoI stood at Nu.7,827.659 million at the year-end. The breakup of this amount is as follows:

1. Nu. 549.345 million for CHPC,
2. Nu. 1,993.980 million for KHPP and;
3. Nu. 5,284.334 million for THPA.

**Table F1: STATEMENT OF OUTSTANDING LOANS FOR THE YEAR ENDED 30 JUNE 2002**

											(Nu.in millions)								
											W I T H D R A W A L S								
											Opening	Interest and Other charges			REPAYMENTS			Closing	
											balance as	accrued during the year			Total Liability	made during the year			balance as
Agency	Loan	on 1st July	Principal	Interest	Commit-	Service	incurred during	Prinicpal	Interest &	Total	on 30th June,								
	committed	2001			ment fees	charges	the year		S.Charges		2002								
<b>A. INTERNAL (In Nu.)</b>	-	-	<b>500.000</b>	<b>37.914</b>	-	-	<b>537.914</b>	-	<b>37.914</b>	<b>37.914</b>	<b>500.000</b>								
Ways & Means Accounts (BOB)		-	-	20.414	-	-	20.414	-	20.414	20.414	-								
Government Bonds		-	500.000	17.500	-	-	517.500	-	17.500	17.500	500.000								
<b>B. EXTERNAL: GOI (Nu./Rs)</b>	<b>8,635.638</b>	<b>6,048.453</b>	<b>1,866.756</b>	<b>29.656</b>	<b>0.000</b>	<b>0.000</b>	<b>1,896.412</b>	<b>87.550</b>	<b>29.656</b>	<b>117.206</b>	<b>7,827.659</b>								
Chukha Hydro Power Project Corporation	983.638	636.895	-	29.656			29.656	87.550	29.656	117.206	549.345								
Tala Hydro Power Project Corporation	5,632.000	3,537.558	1,746.776	-			1,746.776	-	-	-	5,284.334								
Kurichu Hydro Power Project Corporation	2,020.000	1,874.000	119.980	-			119.980	-	-	-	1,993.980								
<b>C. EXTERNAL: OTHER THAN GOI (in Nu.)</b>	<b>13,156.923</b>	<b>9,675.355</b>	<b>1,486.966</b>	<b>47.184</b>			<b>1,534.150</b>	<b>122.740</b>	<b>48.184</b>	<b>170.924</b>	<b>11,038.581</b>								
(in US\$)	<u>269.223</u>	<u>205.859</u>	<u>25.062</u>	<u>1.147</u>	<u>0.000</u>	<u>0.000</u>	<u>26.209</u>	<u>3.155</u>	<u>1.147</u>	<u>4.302</u>	<u>130.715</u>								
WORLD BANK (IDA)	57.946	51.932	5.791	0.218			6.009	0.255	0.218	0.473	33.188								
ASIAN DEVELOPMENT BANK (ADB)	88.713	92.964	8.687	0.528			9.215	0.641	0.528	1.169	55.412								
KFAED (KUWAIT)	27.485	15.444	0.523	0.248			0.771	1.891	0.248	2.139	5.115								
IFAD	22.543	24.994	1.471	0.127			1.598	0.274	0.127	0.401	13.690								
WEST LB LIMITED (LONDON)	22.609	-	-	-			-	-	-	-	-								
EFIC (AUSTRALIA)	0.806	0.853	-	-			-	0.094	0.000	0.094	0.284								
GOVT. OF AUSTRIA - BHPP Stage I&II	47.432	19.672	8.590	0.026			8.616	-	0.026	0.026	23.026								
MITSUI & CO. LTD (JAPAN)	1.690	-	-	-			-	-	-	-	-								
Revaluation of External Loans Balance (in		-	-	-	-	-	-	-	-	-	(4,650.554)								
<b>Grand Total</b>	<b>21,792.561</b>	<b>15,723.808</b>	<b>3,853.722</b>	<b>114.754</b>	<b>0.000</b>	<b>0.000</b>	<b>3,968.476</b>	<b>210.290</b>	<b>115.754</b>	<b>326.044</b>	<b>14,715.686</b>								
<b>Note:-</b>																			
1) Loans directly disbursed on behalf of the projects are incorporated in the budgetary accounts of the spending agencies as borrowings in-kind.																			
2) Cash receipts and repayments in Nu.have been taken as per RMA's advice.																			
3) Exchange rates used for conversion of both disbursements & repayments to USD: 1SDR=1.250USD;1KD=3.313USD;1EURO=0.980USD&1USD=Nu.48.87																			
Source: Department of Aid & Debt Management.																			

## 6. EQUITY HOLDINGS

The Government had a total investment of Nu. 3,382.745 million in equity holdings of companies and corporations at the beginning of the year. Further, investments of Nu. 14.810 million were made during the year. The face value of the equity holdings stood at Nu. 3,397.555 million at the end of the fiscal year.

A statement of Government Equity holdings as of 30<sup>th</sup> June, 2002 is presented below:

<b>Table G1: STATEMENT OF GOVERNMENT EQUITY PORTFOLIO FOR THE YEAR ENDING 30TH JUNE, 2002</b>											
(Nu. in million)											
SL. No.	NAME OF FIRM	OPENING BALANCE AS ON 01/07/2001			NEWLY ACQUIRED		EQUITIES DISINVESTED		CLOSING BALANCE AS ON 30/06/2002		% of Govt. Holding
		No. of Shares	Face Value	Amount	No. of Shares	Amount	No. of Shares	Amount	No. of Shares	Amount	
<b>I</b>	<b><u>Manufacturing:</u></b>										
1	Army Welfare Project	25000	1000	25.000					25000	25.000	100%
2	Bhutan Agro Industries Ltd.			9.088					0	9.088	100%
3	Handicrafts Development Corporation	18600	100	1.860					18600	1.860	100%
4	Penden Cement Authority Ltd.	106742	1000	106.742					106742	106.742	47%
5	Bhutan Board Products Ltd.	638734	100	63.873					638734	63.873	42%
6	Bhutan Ferro Alloys Ltd.	375000	100	37.500					375000	37.500	25%
7	Forestry Development Corporation	300000	100	30.000					300000	30.000	100%
8	Chukha Hydro Power Corporation	1		1475.457					1	1475.457	100%
9	Wood Craft Centre			25.200					0	25.200	100%
10	Kuensel Corporation			50.000					0	50.000	100%
<b>II</b>	<b><u>Trading:</u></b>										
1	Food Corporation of Bhutan	15000	1000	15.000					15000	15.000	100%
2	State Trading Corporation of Bhutan	102000	100	10.200					102000	10.200	51%
<b>III</b>	<b><u>Service:</u></b>										
1	Bhutan Postal Corporation	1		21.261					1	21.261	100%
2	Bhutan Tourism Corporation Ltd.	1396	1000	1.396					1396	1.396	7%
3	Druk Air Corporation	472189	1000	472.189					472189	472.189	100%
4	Bhutan Telecom ***	0	0	835.941		14.810			0	850.751	100%
<b>IV</b>	<b><u>Financial Institutions:</u></b>										
1	Bhutan National Bank	161984	100	16.198					161984	16.198	27%
2	Bank of Bhutan	80000	1000	80.000					80000	80.000	80%
3	Bhutan Dev. Finance Corporation	87000	1000	87.000					87000	87.000	87%
4	Royal Insurance Corporation of Bhutan	18839	1000	18.839			-	-	18839	18.839	39%
	<b>GRAND TOTAL</b>	<b>2402486</b>	<b>8600</b>	<b>3382.745</b>	<b>-</b>	<b>14.810</b>	<b>-</b>	<b>-</b>	<b>2402486</b>	<b>3397.555</b>	
	<b>Note:</b>										
	*** Final adjustment of assets & liabilities and has no financial implications										
	Source: Public Enterprise Section, Ministry of Finance										



**Table B1: CONSOLIDATED RECEIPTS AND PAYMENTS STATEMENT  
FOR THE FY 2001-2002**

(Nu. in millions)

Sl.N o.	PARTICULARS	RECEIPTS		PAYMENTS	
			AMOUNT		AMOUNT
<b>1</b>	<b>Opening Balances :</b>		<b>(954.643)</b>		
	i) Cash	59.059			
	ii) Bank	(1,013.702)			
<b>2</b>	<b>Internal Revenue :</b>		<b>5,100.026</b>		
	i) Tax Revenue	2,675.554			
	ii) Non Tax Revenue	2,376.132			
	iii) Interest on Loans	48.340			
<b>3</b>	<b>External Grants :</b>		<b>3,748.515</b>		
	i) Cash	3,346.719			
	ii) Kind	401.796			
<b>4</b>	<b>Borrowings:</b>		<b>2,106.946</b>		
	a. External:				
	i) Cash	640.805			
	ii) Kind	966.141			
	b. Internal:	500.000			
<b>5</b>	<b>Recovery of Loans:</b>		<b>119.442</b>		
<b>6</b>	<b>Miscellaneous Receipts:</b>				
<b>7</b>	<b>Decrease in Advance/Suspense</b>		<b>2,214.562</b>		
<b>8</b>	<b>Expenditure :</b>				<b>9,780.439</b>
	i) Current			4,467.888	
	ii) Capital			5,312.551	
<b>9</b>	<b>Repayment of Loans :</b>				<b>210.290</b>
	i) Internal				
	ii) External			210.290	
<b>10</b>	<b>Lendings:</b>				<b>249.252</b>
<b>11</b>	<b>Other Payments:</b>				<b>21.829</b>
<b>12</b>	<b>Increase in Advance/Suspense</b>				<b>2,356.391</b>
<b>13</b>	<b>Closing Balances:</b>				<b>(283.353)</b>
	i) Cash			15.094	
	ii) Bank			(298.447)	
	<b>TOTAL</b>		<b>12,334.848</b>		<b>12,334.848</b>

<b>Table J.3: REVISED BUDGET AND BOOKED EXPENDITURE COMPARISON BY PROGRAM FOR THE FY 2001-2002</b>													
													(Nu. in Millions)
ADMINISTRATIVE & PROGRAM NAMES	REVISED BUDGET APPROPRIATIONS				BOOKED EXPENDITURES				AMOUNT OF VARIATIONS				% OF VARIATION
	CURRENT	CAPITAL	LENDING/RE PAY	TOTAL	CURRENT	CAPITAL	LENDING/REP AY	TOTAL	CURRENT	CAPITAL	LENDING/REP AY	TOTAL	
HIS MAJESTY'S SECRETARIAT	12.490	0.541	-	13.031	12.366	0.686	-	13.052	0.124	(0.145)	-	(0.021)	-0.16%
GENERAL ADMINISTRATION & DIRECTION SERVICES	12.490	0.541	-	13.031	12.366	0.686	-	13.052	0.124	(0.145)	-	(0.021)	-0.16%
NATIONAL ASSEMBLY OF BHUTAN	13.912	2.551	-	16.463	13.382	5.239	-	18.620	0.530	(2.688)	-	(2.157)	-13.10%
ASSEMBLY MANAGEMENT & DIRECTION SERVICES	13.912	2.551	-	16.463	13.382	5.239	-	18.620	0.530	(2.688)	-	(2.157)	-13.10%
ROYAL ADVISORY COUNCIL	9.433	1.986	-	11.419	9.835	1.919	-	11.754	(0.402)	0.067	-	(0.335)	-2.93%
GENERAL ADMINISTRATION & ADVISORY SERVICES	9.433	1.986	-	11.419	9.835	1.919	-	11.754	(0.402)	0.067	-	(0.335)	-2.93%
COUNCIL FOR RELIGIOUS AFFAIRS	117.876	15.381	-	133.257	118.773	14.682	-	133.455	(0.897)	0.699	-	(0.198)	-0.15%
CENTRAL MONASTIC SECRETARIAT SERVICES	16.018	13.831	-	29.849	16.749	13.132	-	29.880	(0.731)	0.699	-	(0.031)	-0.11%
MONK BODY (RABDEY) DIRECTION SERVICES	101.858	1.550	-	103.408	102.024	1.550	-	103.574	(0.166)	(0.000)	-	(0.166)	-0.16%
NATIONAL COMMISSION FOR CULTURAL AFFAIRS	32.864	19.382	-	52.246	30.911	19.282	-	50.193	1.953	0.100	-	2.053	3.93%
CULTURAL MANAGEMENT & DIRECTION SERVICES	32.864	19.382	-	52.246	30.911	19.282	-	50.193	1.953	0.100	-	2.053	3.93%
JUDICIARY	61.901	28.659	-	90.560	62.604	15.527	-	78.131	(0.703)	13.132	-	12.429	13.72%
ADMINISTRATION OF JUSTICE	61.901	28.659	-	90.560	62.604	15.527	-	78.131	(0.703)	13.132	-	12.429	13.72%
PLANNING COMMISSION SECRETARIAT	13.846	23.909	-	37.755	12.286	9.764	-	22.050	1.560	14.145	-	15.705	41.60%
PLANNING DIRECTION & POLICY SERVICES	13.846	23.909	-	37.755	12.286	9.764	-	22.050	1.560	14.145	-	15.705	41.60%
ROYAL AUDIT AUTHORITY	31.051	11.983	-	43.034	29.894	9.911	-	39.805	1.157	2.072	-	3.229	7.50%
AUDIT MANAGEMENT & DIRECTION SERVICES	31.051	11.983	-	43.034	29.894	9.911	-	39.805	1.157	2.072	-	3.229	7.50%
ROYAL CIVIL SERVICE COMMISSION	11.708	201.121	-	212.829	9.951	120.281	-	130.233	1.757	80.840	-	82.596	38.81%
CIVIL SERVICE MANAGEMENT & POLICY SERVICES	11.708	201.121	-	212.829	9.951	120.281	-	130.233	1.757	80.840	-	82.596	38.81%
BHUTAN OLYMPIC COMMITTEE	29.593	6.249	-	35.842	23.159	2.967	-	26.125	6.434	3.282	-	9.717	27.11%
SPORTS DEVELOPMENT & DIRECTION SERVICES	29.593	6.249	-	35.842	23.159	2.967	-	26.125	6.434	3.282	-	9.717	27.11%
DZONGKHA DEVELOPMENT COMMISSION	13.404	18.168	-	31.572	9.966	13.905	-	23.871	3.438	4.263	-	7.701	24.39%
DZONGKHA DEVELOPMENT & DIRECTION SERVICES	13.404	18.168	-	31.572	9.966	13.905	-	23.871	3.438	4.263	-	7.701	24.39%
PUNAKHA DZONG RENOVATION PROJECT	0.113	75.308	-	75.421	-	81.009	-	81.009	0.113	(5.701)	-	(5.588)	-7.41%
DZONG RENOVATION SERVICES	0.113	75.308	-	75.421	-	81.009	-	81.009	0.113	(5.701)	-	(5.588)	-7.41%
NATIONAL ENVIRONMENTAL COMMISSION	12.471	25.555	-	38.026	10.005	14.314	-	24.319	2.466	11.241	-	13.707	36.05%
ENVIRONMENTAL DIR. AND POLICY SERVICES	12.471	25.555	-	38.026	10.005	14.314	-	24.319	2.466	11.241	-	13.707	36.05%

**Table J.3: REVISED BUDGET AND BOOKED EXPENDITURE COMPARISON BY PROGRAM FOR THE FY 2001-2002**

													(Nu. in Millions)
ADMINISTRATIVE & PROGRAM NAMES	REVISED BUDGET APPROPRIATIONS				BOOKED EXPENDITURES				AMOUNT OF VARIATIONS				% OF VARIATION
	CURRENT	CAPITAL	LENDING/RE PAY	TOTAL	CURRENT	CAPITAL	LENDING/REP AY	TOTAL	CURRENT	CAPITAL	LENDING/REP AY	TOTAL	
ROYAL INSTITUTE OF MANAGEMENT	23.780	13.362	-	37.142	23.119	6.089	-	29.208	0.661	7.273	-	7.934	21.36%
MANAGEMENT EDUCATION SERVICES	23.780	13.362		37.142	23.119	6.089		29.208	0.661	7.273	-	7.934	21.36%
CENTRE FOR BHUTAN STUDIES	5.174	1.077	-	6.251	4.296	1.180	-	5.476	0.878	(0.103)	-	0.775	12.40%
CBS ADMN & COORDINATION SERVICES	5.174	1.077		6.251	4.296	1.180		5.476	0.878	(0.103)	-	0.775	12.40%
NATIONAL TECHNICAL TRAINING AUTHORITY	55.618	77.645	-	133.263	50.979	34.447	-	85.425	4.639	43.198	-	47.838	35.90%
NATIONAL TECHNICAL TRNG AUTHORITY SERVICES	8.758	29.302		38.060	7.259	3.950		11.209	1.499	25.352	-	26.851	70.55%
INSTITUTIONAL PLANNING & DEVELOPMENT SERVICES	46.860	48.343		95.203	43.719	30.497		74.216	3.141	17.846	-	20.987	22.04%
CABINET SECRETARIAT	2.649	0.150	-	2.799	2.663	0.091	-	2.754	(0.014)	0.059	-	0.045	1.59%
CABINET SECRETARIAT DIRECTION SERVICES	2.649	0.150		2.799	2.663	0.091		2.754	(0.014)	0.059	-	0.045	1.59%
NATIONAL EMPLOYMENT BOARD	6.525	1.685	-	8.210	6.400	1.507	-	7.906	0.125	0.178	-	0.304	3.70%
NEB MANAGEMENT & DIRECTION SERVICES	6.525	1.685		8.210	6.400	1.507		7.906	0.125	0.178	-	0.304	3.70%
DEPARTMENT OF LEGAL AFFAIRS	5.990	6.136	-	12.126	6.829	5.291	-	12.120	(0.839)	0.845	-	0.006	0.05%
LEGAL AFFAIRS DIRECTION SERVICES	5.990	6.136		12.126	6.829	5.291		12.120	(0.839)	0.845	-	0.006	0.05%
MINISTRY OF HOME AFFAIRS	418.994	82.524	-	501.518	399.746	71.737	-	471.483	19.248	10.787	-	30.035	5.99%
HOME AFFAIRS DIRECTION & POLICY SERVICES	41.504	4.904		46.408	27.843	4.960		32.803	13.661	(0.056)	-	13.605	29.32%
SURVEY AND LAND RECORD SERVICES	32.171	4.724		36.895	30.350	4.074		34.424	1.821	0.650	-	2.471	6.70%
IMMIGRATION AND CENSUS SERVICES	12.000	6.175		18.175	10.889	1.034		11.924	1.111	5.141	-	6.251	34.40%
ROYAL BHUTAN POLICE SERVICES	333.319	66.721		400.040	330.664	61.668		392.332	2.655	5.053	-	7.708	1.93%
MINISTRY OF FINANCE	573.757	503.211	486.014	1,562.982	551.870	472.531	459.542	1,483.943	21.887	30.680	26.472	79.039	5.06%
MOF DIRECTION & POLICY SERVICES	112.059	65.372		177.431	110.158	56.762		166.920	1.901	8.610	-	10.511	5.92%
BUDGET AND ACCOUNTS SERVICES	6.620	0.543		7.163	6.679	0.697		7.376	(0.059)	(0.154)	-	(0.213)	-2.97%
REVENUE & CUSTOMS SERVICES	57.674	30.524		88.198	56.909	18.336		75.245	0.765	12.188	-	12.953	14.69%
COMMON PUBLIC EXPENDITURES	272.734	381.265	254.593	908.592	269.789	380.048	118.762	768.600	2.945	1.217	135.831	139.992	15.41%
NATIONAL PROPERTY SERVICES	25.554	4.214		29.768	23.710	3.687		27.398	1.844	0.527	-	2.370	7.96%
AID & DEBT MANAGEMENT SERVICES	99.116	21.293	231.421	351.830	84.624	13.001	340.780	438.405	14.492	8.292	(109.359)	(86.575)	-24.61%
MINISTRY OF FOREIGN AFFAIRS	198.220	57.682	-	255.902	196.790	29.371	-	226.161	1.430	28.311	-	29.741	11.62%
FOREIGN AFFAIRS DIRECTION & POLICY SERVICES	50.509	1.329		51.838	46.920	1.168		48.089	3.589	0.161	-	3.749	7.23%

<b>Table J.3: REVISED BUDGET AND BOOKED EXPENDITURE COMPARISON BY PROGRAM FOR THE FY 2001-2002</b>													
												(Nu. in Millions)	
ADMINISTRATIVE & PROGRAM NAMES	REVISED BUDGET APPROPRIATIONS				BOOKED EXPENDITURES				AMOUNT OF VARIATIONS				% OF VARIATION
	CURRENT	CAPITAL	LENDING/RE PAY	TOTAL	CURRENT	CAPITAL	LENDING/REF AY	TOTAL	CURRENT	CAPITAL	LENDING/REF AY	TOTAL	
FOREIGN RELATIONS ABROAD	147.711	56.353		204.064	149.870	28.203		178.072	(2.159)	28.150	-	25.992	12.74%
<b>MINISTRY OF HEALTH &amp; EDUCATION</b>	<b>703.469</b>	<b>630.092</b>	-	<b>1,333.561</b>	<b>616.591</b>	<b>797.273</b>	-	<b>1,413.864</b>	<b>86.878</b>	<b>(167.181)</b>	-	<b>(80.303)</b>	<b>-6.02%</b>
MHE DIRECTION AND POLICY SERVICES	19.412	0.885		20.297	19.881	0.706		20.587	(0.469)	0.179	-	(0.290)	-1.43%
EDUCATION SERVICES	257.037	285.414		542.451	223.086	240.095		463.181	33.951	45.319	-	79.270	14.61%
HEALTH SERVICES	427.020	343.793		770.813	373.624	556.473		930.097	53.396	(212.680)	-	(159.284)	-20.66%
<b>MINISTRY OF AGRICULTURE</b>	<b>444.447</b>	<b>555.932</b>	-	<b>1,000.379</b>	<b>420.880</b>	<b>423.726</b>	-	<b>844.606</b>	<b>23.567</b>	<b>132.206</b>	-	<b>155.773</b>	<b>15.57%</b>
RNR DIRECTION & POLICY SERVICES	69.864	101.259		171.123	61.964	44.845		106.810	7.900	56.414	-	64.313	37.58%
RESEARCH AND DEVELOPMENT SERVICES	167.130	160.940		328.070	155.201	150.177		305.378	11.929	10.763	-	22.692	6.92%
AGRICULTURE & LIVESTOCK SUPPORT SERVICES	57.288	98.367		155.655	57.756	98.923		156.679	(0.468)	(0.556)	-	(1.024)	-0.66%
FORESTRY SERVICES	150.165	195.366		345.531	145.959	129.780		275.739	4.206	65.586	-	69.792	20.20%
<b>MINISTRY OF TRADE AND INDUSTRY</b>	<b>359.162</b>	<b>1,176.251</b>	-	<b>1,535.413</b>	<b>363.729</b>	<b>1,534.425</b>	-	<b>1,898.154</b>	<b>(4.567)</b>	<b>(358.174)</b>	-	<b>(362.741)</b>	<b>-23.62%</b>
TRADE & INDUSTRY DIRECTION & POLICY SERVICES	18.037	14.287		32.324	18.573	11.019		29.592	(0.536)	3.268	-	2.732	8.45%
TRADE SERVICES	12.036	14.314		26.350	11.523	11.887		23.410	0.513	2.427	-	2.940	11.16%
GEOLOGY AND MINES SERVICES	21.416	12.091		33.507	21.658	3.742		25.400	(0.242)	8.349	-	8.107	24.20%
POWER SERVICES	285.378	1,074.702		1,360.080	299.248	1,471.505		1,770.753	(13.870)	(396.803)	-	(410.673)	-30.19%
INDUSTRY SERVICES	17.466	56.532		73.998	8.415	35.159		43.573	9.051	21.373	-	30.425	41.12%
TOURISM SERVICES	4.829	4.325		9.154	4.312	1.113		5.425	0.517	3.212	-	3.729	40.74%
<b>MINISTRY OF COMMUNICATIONS</b>	<b>273.370</b>	<b>1,511.323</b>	-	<b>1,784.693</b>	<b>251.124</b>	<b>1,021.311</b>	-	<b>1,272.435</b>	<b>22.246</b>	<b>490.012</b>	-	<b>512.258</b>	<b>28.70%</b>
COMMUNICATIONS DIRECTION & POLICY SERVICES	28.063	5.111		33.174	26.506	4.038		30.544	1.557	1.073	-	2.630	7.93%
ROADS SERVICES	180.670	1,041.450		1,222.120	163.497	738.324		901.821	17.173	303.126	-	320.299	26.21%
CIVIL AVIATION SERVICES	19.375	42.007		61.382	18.197	9.159		27.356	1.178	32.848	-	34.026	55.43%
URBAN DEVELOPMENT AND HOUSING SERVICES	30.878	415.700		446.578	28.563	262.296		290.859	2.315	153.404	-	155.719	34.87%
ROAD SAFETY AND TRANSPORT SERVICES	14.384	7.055		21.439	14.360	7.495		21.855	0.024	(0.440)	-	(0.416)	-1.94%
<b>DZONGKHAG ADMINISTRATION, CHHUKHA</b>	<b>110.230</b>	<b>40.414</b>	-	<b>150.644</b>	<b>105.768</b>	<b>37.733</b>	-	<b>143.501</b>	<b>4.462</b>	<b>2.681</b>	-	<b>7.143</b>	<b>4.74%</b>
DIRECTION SERVICES	18.903	12.649		31.552	18.041	9.619		27.659	0.862	3.030	-	3.893	12.34%
EDUCATION SERVICES	60.052	12.048		72.100	58.494	16.657		75.151	1.558	(4.609)	-	(3.051)	-4.23%
HEALTH SERVICES	18.954	1.356		20.310	17.558	0.503		18.061	1.396	0.854	-	2.249	11.08%

<b>Table J.3: REVISED BUDGET AND BOOKED EXPENDITURE COMPARISON BY PROGRAM FOR THE FY 2001-2002</b>													
												(Nu. in Millions)	
ADMINISTRATIVE & PROGRAM NAMES	REVISED BUDGET APPROPRIATIONS				BOOKED EXPENDITURES				AMOUNT OF VARIATIONS				% OF VARIATION
	CURRENT	CAPITAL	LENDING/RE PAY	TOTAL	CURRENT	CAPITAL	LENDING/REP AY	TOTAL	CURRENT	CAPITAL	LENDING/REP AY	TOTAL	
ROADS AND BRIDGES SERVICES	0.835	0.750		1.585	0.578	0.434		1.012	0.257	0.316	-	0.573	36.17%
RESEARCH AND DEVELOPMENT SERVICES	4.800	7.699		12.499	4.331	5.780		10.111	0.469	1.919	-	2.388	19.11%
AGRICULTURE AND LIVESTOCK SERVICES	3.651	1.745		5.396	3.871	0.615		4.487	(0.220)	1.130	-	0.909	16.85%
FORESTRY SERVICES	1.351	0.805		2.156	1.180	0.135		1.315	0.171	0.670	-	0.841	39.00%
URBAN DEVELOPMENT AND HOUSING SERVICES	1.261	1.238		2.499	1.388	2.570		3.959	(0.127)	(1.332)	-	(1.460)	-58.41%
RELIGION AND CULTURAL SERVICES	0.423	2.124		2.547	0.327	1.421		1.747	0.096	0.703	-	0.800	31.39%
<b>DZONGKHAG ADMINISTRATION, HA</b>	<b>44.444</b>	<b>36.311</b>	<b>-</b>	<b>80.755</b>	<b>43.357</b>	<b>24.053</b>	<b>-</b>	<b>67.410</b>	<b>1.087</b>	<b>12.258</b>	<b>-</b>	<b>13.345</b>	<b>16.52%</b>
DIRECTION SERVICES	6.528	7.931		14.459	6.618	6.784		13.403	(0.090)	1.147	-	1.056	7.31%
EDUCATION SERVICES	21.026	6.343		27.369	20.180	6.126		26.306	0.846	0.217	-	1.063	3.88%
HEALTH SERVICES	4.676	0.471		5.147	4.623	0.216		4.839	0.053	0.255	-	0.308	5.98%
ROADS AND BRIDGES SERVICES	1.345	0.135		1.480	1.568	0.130		1.698	(0.223)	0.005	-	(0.218)	-14.73%
RESEARCH AND DEVELOPMENT SERVICES	2.506	2.725		5.231	2.482	1.537		4.019	0.024	1.188	-	1.212	23.17%
AGRICULTURE AND LIVESTOCK SERVICES	2.611	1.848		4.459	2.516	0.673		3.190	0.095	1.175	-	1.269	28.47%
FORESTRY SERVICES	1.048	0.614		1.662	0.781	0.112		0.893	0.267	0.502	-	0.769	46.26%
POWER SERVICES	4.001	11.310		15.311	3.995	3.869		7.864	0.006	7.441	-	7.447	48.64%
URBAN DEVELOPMENT AND HOUSING SERVICES	0.349	2.077		2.426	0.274	1.983		2.257	0.075	0.094	-	0.169	6.98%
RELIGION AND CULTURAL SERVICES	0.354	2.857		3.211	0.320	2.623		2.942	0.034	0.234	-	0.269	8.37%
<b>DZONGKHAG ADMINISTRATION, PARO</b>	<b>80.826</b>	<b>69.467</b>	<b>-</b>	<b>150.293</b>	<b>79.462</b>	<b>43.978</b>	<b>-</b>	<b>123.440</b>	<b>1.364</b>	<b>25.489</b>	<b>-</b>	<b>26.853</b>	<b>17.87%</b>
DIRECTION SERVICES	18.162	41.545		59.707	16.434	21.226		37.660	1.728	20.319	-	22.047	36.93%
EDUCATION SERVICES	42.010	7.361		49.371	42.349	6.320		48.669	(0.339)	1.041	-	0.702	1.42%
HEALTH SERVICES	9.018	0.754		9.772	8.556	0.663		9.219	0.462	0.091	-	0.553	5.65%
ROADS AND BRIDGES SERVICES	0.944	1.220		2.164	1.159	0.984		2.142	(0.215)	0.236	-	0.022	1.00%
RESEARCH AND DEVELOPMENT SERVICES	3.684	9.528		13.212	3.626	7.596		11.222	0.058	1.932	-	1.990	15.06%
AGRICULTURE AND LIVESTOCK SERVICES	3.476	1.897		5.373	3.505	0.972		4.477	(0.029)	0.925	-	0.896	16.68%
FORESTRY SERVICES	1.369	0.863		2.232	1.457	0.215		1.672	(0.088)	0.648	-	0.560	25.10%
URBAN DEVELOPMENT AND HOUSING SERVICES	1.654	1.070		2.724	1.678	0.912		2.590	(0.024)	0.158	-	0.134	4.92%
RELIGION AND CULTURAL SERVICES	0.509	5.229		5.738	0.698	5.091		5.789	(0.189)	0.138	-	(0.051)	-0.88%

<b>Table J.3: REVISED BUDGET AND BOOKED EXPENDITURE COMPARISON BY PROGRAM FOR THE FY 2001-2002</b>													
													(Nu. in Millions)
ADMINISTRATIVE & PROGRAM NAMES	REVISED BUDGET APPROPRIATIONS				BOOKED EXPENDITURES				AMOUNT OF VARIATIONS				% OF VARIATION
	CURRENT	CAPITAL	LENDING/RE PAY	TOTAL	CURRENT	CAPITAL	LENDING/REP AY	TOTAL	CURRENT	CAPITAL	LENDING/REP AY	TOTAL	
<b>DZONGKHAG ADMINISTRATION, SAMTSE</b>	<b>62.568</b>	<b>39.028</b>	<b>-</b>	<b>101.596</b>	<b>61.493</b>	<b>29.855</b>	<b>-</b>	<b>91.348</b>	<b>1.075</b>	<b>9.173</b>	<b>-</b>	<b>10.248</b>	<b>10.09%</b>
DIRECTION SERVICES	12.818	0.865		13.683	13.489	1.928		15.417	(0.671)	(1.063)	-	(1.734)	-12.67%
EDUCATION SERVICES	25.976	16.026		42.002	25.602	10.834		36.436	0.374	5.192	-	5.566	13.25%
HEALTH SERVICES	14.081	2.847		16.928	13.131	2.523		15.654	0.950	0.324	-	1.274	7.52%
ROADS AND BRIDGES SERVICES	1.377	0.440		1.817	1.409	0.274		1.683	(0.032)	0.166	-	0.134	7.38%
RESEARCH AND DEVELOPMENT SERVICES	1.595	1.880		3.475	1.274	1.282		2.556	0.321	0.598	-	0.919	26.46%
AGRICULTURE AND LIVESTOCK SERVICES	2.093	0.240		2.333	1.897	0.224		2.121	0.196	0.016	-	0.212	9.07%
FORESTRY SERVICES	0.973	0.100		1.073	0.958	0.079		1.038	0.015	0.021	-	0.035	3.28%
POWER SERVICES	2.392	4.883		7.275	2.549	3.734		6.283	(0.157)	1.149	-	0.992	13.63%
URBAN DEVELOPMENT AND HOUSING SERVICES	0.604	3.826		4.430	0.536	2.177		2.713	0.068	1.649	-	1.717	38.76%
RELIGION AND CULTURAL SERVICES	0.659	7.921		8.580	0.648	6.800		7.448	0.011	1.121	-	1.132	13.20%
<b>DZONGKHAG ADMINISTRATION, TSIRANG</b>	<b>35.479</b>	<b>31.785</b>	<b>-</b>	<b>67.264</b>	<b>34.678</b>	<b>23.158</b>	<b>-</b>	<b>57.836</b>	<b>0.801</b>	<b>8.627</b>	<b>-</b>	<b>9.428</b>	<b>14.02%</b>
DIRECTION SERVICES	8.066	6.386		14.452	7.927	5.449		13.376	0.139	0.937	-	1.076	7.45%
EDUCATION SERVICES	12.539	14.200		26.739	12.521	8.875		21.396	0.018	5.325	-	5.343	19.98%
HEALTH SERVICES	6.606	1.225		7.831	6.926	1.159		8.085	(0.320)	0.066	-	(0.254)	-3.24%
ROADS AND BRIDGES SERVICES	0.480	0.135		0.615	0.408	0.085		0.493	0.072	0.050	-	0.122	19.85%
RESEARCH AND DEVELOPMENT SERVICES	2.974	1.830		4.804	2.529	0.532		3.061	0.445	1.298	-	1.743	36.28%
AGRICULTURE AND LIVESTOCK SERVICES	2.255	0.098		2.353	2.106	0.147		2.253	0.149	(0.049)	-	0.100	4.27%
FORESTRY SERVICES	0.933	0.620		1.553	0.823	0.463		1.286	0.110	0.157	-	0.267	17.20%
POWER SERVICES	1.004	0.220		1.224	0.972	0.148		1.120	0.032	0.072	-	0.104	8.50%
URBAN DEVELOPMENT AND HOUSING SERVICES	0.358	3.250		3.608	0.287	3.103		3.390	0.071	0.147	-	0.218	6.04%
RELIGION AND CULTURAL SERVICES	0.264	3.821		4.085	0.179	3.197		3.377	0.085	0.624	-	0.708	17.34%
<b>DZONGKHAG ADMINISTRATION, DAGANA</b>	<b>29.007</b>	<b>21.130</b>	<b>-</b>	<b>50.137</b>	<b>30.709</b>	<b>16.826</b>	<b>-</b>	<b>47.536</b>	<b>(1.702)</b>	<b>4.304</b>	<b>-</b>	<b>2.601</b>	<b>5.19%</b>
DIRECTION SERVICES	5.560	0.100		5.660	6.751			6.751	(1.191)	0.100	-	(1.091)	-19.27%
EDUCATION SERVICES	12.364	15.370		27.734	13.295	12.349		25.644	(0.931)	3.021	-	2.090	7.54%
HEALTH SERVICES	4.135	0.426		4.561	3.955	0.321		4.276	0.180	0.105	-	0.285	6.25%
ROADS AND BRIDGES SERVICES	1.067	0.040		1.107	0.967	0.037		1.004	0.100	0.003	-	0.103	9.31%

<b>Table J.3: REVISED BUDGET AND BOOKED EXPENDITURE COMPARISON BY PROGRAM FOR THE FY 2001-2002</b>													
												(Nu. in Millions)	
ADMINISTRATIVE & PROGRAM NAMES	REVISED BUDGET APPROPRIATIONS				BOOKED EXPENDITURES				AMOUNT OF VARIATIONS				% OF VARIATION
	CURRENT	CAPITAL	LENDING/RE PAY	TOTAL	CURRENT	CAPITAL	LENDING/REP AY	TOTAL	CURRENT	CAPITAL	LENDING/REP AY	TOTAL	
RESEARCH AND DEVELOPMENT SERVICES	2.239	0.598		2.837	2.193	0.482		2.675	0.046	0.116	-	0.162	5.70%
AGRICULTURE AND LIVESTOCK SERVICES	1.677	0.045		1.722	1.723	0.036		1.759	(0.046)	0.009	-	(0.037)	-2.12%
FORESTRY SERVICES	0.574	0.230		0.804	0.655	0.191		0.845	(0.081)	0.039	-	(0.041)	-5.16%
POWER SERVICES	1.080	0.400		1.480	0.891	0.231		1.122	0.189	0.169	-	0.358	24.19%
URBAN DEVELOPMENT AND HOUSING SERVICES	0.116	1.800		1.916	0.103	1.799		1.902	0.013	0.001	-	0.014	0.72%
RELIGION AND CULTURAL SERVICES	0.195	2.121		2.316	0.177	1.380		1.557	0.018	0.741	-	0.759	32.76%
<b>DZONGKHAG ADMINISTRATION, PUNAKHA</b>	<b>54.929</b>	<b>13.505</b>	<b>-</b>	<b>68.434</b>	<b>54.963</b>	<b>10.344</b>	<b>-</b>	<b>65.307</b>	<b>(0.034)</b>	<b>3.161</b>	<b>-</b>	<b>3.127</b>	<b>4.57%</b>
DIRECTION SERVICES	10.220	2.947		13.167	11.448	1.834		13.282	(1.228)	1.113	-	(0.115)	-0.88%
EDUCATION SERVICES	25.901	2.049		27.950	25.036	1.881		26.918	0.865	0.168	-	1.032	3.69%
HEALTH SERVICES	8.238	1.635		9.873	7.765	2.078		9.843	0.473	(0.443)	-	0.030	0.30%
ROADS AND BRIDGES SERVICES	0.826	0.290		1.116	0.854	0.131		0.985	(0.028)	0.159	-	0.131	11.76%
RESEARCH AND DEVELOPMENT SERVICES	3.727	0.255		3.982	3.644	0.104		3.747	0.083	0.151	-	0.235	5.89%
AGRICULTURE AND LIVESTOCK SERVICES	2.761	0.012		2.773	2.874	0.011		2.886	(0.113)	0.001	-	(0.113)	-4.06%
FORESTRY SERVICES	0.901	0.200		1.101	0.943	0.204		1.147	(0.042)	(0.004)	-	(0.046)	-4.21%
URBAN DEVELOPMENT AND HOUSING SERVICES	1.198	4.480		5.678	1.266	2.662		3.929	(0.068)	1.818	-	1.749	30.81%
RELIGION AND CULTURAL SERVICES	1.157	1.637		2.794	1.133	1.437		2.571	0.024	0.200	-	0.223	7.99%
<b>DZONGKHAG ADMINISTRATION, W/PHODRANG</b>	<b>63.416</b>	<b>21.178</b>	<b>-</b>	<b>84.594</b>	<b>62.973</b>	<b>22.443</b>	<b>-</b>	<b>85.415</b>	<b>0.443</b>	<b>(1.265)</b>	<b>-</b>	<b>(0.821)</b>	<b>-0.97%</b>
DIRECTION SERVICES	9.651	1.529		11.180	10.206	1.400		11.607	(0.555)	0.129	-	(0.427)	-3.82%
EDUCATION SERVICES	30.460	5.930		36.390	29.436	7.492		36.927	1.024	(1.562)	-	(0.537)	-1.48%
HEALTH SERVICES	7.759	1.869		9.628	7.757	1.888		9.645	0.002	(0.019)	-	(0.017)	-0.18%
ROADS AND BRIDGES SERVICES	1.629	0.040		1.669	1.412	0.038		1.450	0.217	0.002	-	0.219	13.14%
RESEARCH AND DEVELOPMENT SERVICES	4.974	0.841		5.815	5.401	0.797		6.197	(0.427)	0.044	-	(0.382)	-6.57%
AGRICULTURE AND LIVESTOCK SERVICES	4.708	0.100		4.808	4.720	0.094		4.813	(0.012)	0.006	-	(0.005)	-0.11%
FORESTRY SERVICES	1.068	0.155		1.223	1.059	0.114		1.173	0.009	0.041	-	0.050	4.12%
URBAN DEVELOPMENT AND HOUSING SERVICES	0.868	8.586		9.454	0.685	8.602		9.286	0.183	(0.016)	-	0.168	1.78%
RELIGION AND CULTURAL SERVICES	2.299	2.128		4.427	2.299	2.019		4.317	0.000	0.109	-	0.110	2.48%
<b>DZONGKHAG ADMINISTRATION, BUMTHANG</b>	<b>45.668</b>	<b>15.883</b>	<b>-</b>	<b>61.551</b>	<b>45.491</b>	<b>14.073</b>	<b>-</b>	<b>59.564</b>	<b>0.177</b>	<b>1.810</b>	<b>-</b>	<b>1.987</b>	<b>3.23%</b>

<b>Table J.3: REVISED BUDGET AND BOOKED EXPENDITURE COMPARISON BY PROGRAM FOR THE FY 2001-2002</b>													
													(Nu. in Millions)
ADMINISTRATIVE & PROGRAM NAMES	REVISED BUDGET APPROPRIATIONS				BOOKED EXPENDITURES				AMOUNT OF VARIATIONS				% OF VARIATION
	CURRENT	CAPITAL	LENDING/RE PAY	TOTAL	CURRENT	CAPITAL	LENDING/REF AY	TOTAL	CURRENT	CAPITAL	LENDING/REF AY	TOTAL	
DIRECTION SERVICES	6.839	2.383		9.222	7.739	1.948		9.687	(0.900)	0.435	-	(0.465)	-5.04%
EDUCATION SERVICES	22.670	5.864		28.534	21.678	3.780		25.458	0.992	2.084	-	3.076	10.78%
HEALTH SERVICES	6.931	0.184		7.115	6.581	0.110		6.690	0.350	0.074	-	0.425	5.97%
ROADS AND BRIDGES SERVICES	0.701	0.135		0.836	0.841	0.126		0.967	(0.140)	0.009	-	(0.131)	-15.64%
RESEARCH AND DEVELOPMENT SERVICES	2.667	1.021		3.688	2.673	0.834		3.507	(0.006)	0.187	-	0.181	4.91%
AGRICULTURE AND LIVESTOCK SERVICES	3.602	0.079		3.681	3.438	0.117		3.554	0.164	(0.038)	-	0.127	3.44%
FORESTRY SERVICES	0.927	0.285		1.212	0.753	0.443		1.196	0.174	(0.158)	-	0.016	1.36%
URBAN DEVELOPMENT AND HOUSING SERVICES	0.752	0.050		0.802	0.871			0.871	(0.119)	0.050	-	(0.069)	-8.62%
RELIGION AND CULTURAL SERVICES	0.579	5.882		6.461	0.918	6.717		7.635	(0.339)	(0.835)	-	(1.174)	-18.17%
<b>DZONGKHAG ADMINISTRATION, SARPANG</b>	<b>92.573</b>	<b>52.303</b>	<b>-</b>	<b>144.876</b>	<b>90.686</b>	<b>42.816</b>	<b>-</b>	<b>133.502</b>	<b>1.887</b>	<b>9.487</b>	<b>-</b>	<b>11.374</b>	<b>7.85%</b>
DIRECTION SERVICES	15.217	3.681		18.898	16.458	2.762		19.220	(1.241)	0.919	-	(0.322)	-1.71%
EDUCATION SERVICES	29.402	18.582		47.984	27.512	14.281		41.793	1.890	4.301	-	6.191	12.90%
HEALTH SERVICES	18.195	3.251		21.446	19.122	1.439		20.560	(0.927)	1.812	-	0.886	4.13%
ROADS AND BRIDGES SERVICES	1.506	0.355		1.861	1.693	0.424		2.118	(0.187)	(0.069)	-	(0.257)	-13.78%
RESEARCH AND DEVELOPMENT SERVICES	3.425	3.430		6.855	3.364	4.570		7.935	0.061	(1.140)	-	(1.080)	-15.75%
AGRICULTURE AND LIVESTOCK SERVICES	2.883	0.249		3.132	3.227	0.268		3.495	(0.344)	(0.019)	-	(0.363)	-11.60%
FORESTRY SERVICES	0.733	0.303		1.036	0.995	0.334		1.330	(0.262)	(0.031)	-	(0.294)	-28.34%
POWER SERVICES	17.331	12.780		30.111	14.349	10.586		24.935	2.982	2.194	-	5.176	17.19%
URBAN DEVELOPMENT AND HOUSING SERVICES	3.392	3.801		7.193	3.382	2.489		5.871	0.010	1.312	-	1.322	18.38%
RELIGION AND CULTURAL SERVICES	0.489	5.871		6.360	0.584	5.661		6.245	(0.095)	0.210	-	0.115	1.81%
<b>DZONGKHAG ADMINISTRATION, ZHEMGANG</b>	<b>71.619</b>	<b>52.523</b>	<b>-</b>	<b>124.142</b>	<b>70.351</b>	<b>69.824</b>	<b>-</b>	<b>140.176</b>	<b>1.268</b>	<b>(17.301)</b>	<b>-</b>	<b>(16.034)</b>	<b>-12.92%</b>
DIRECTION SERVICES	12.627	3.672		16.299	12.021	23.701		35.722	0.606	(20.029)	-	(19.423)	-119.16%
EDUCATION SERVICES	29.883	22.271		52.154	30.479	25.113		55.591	(0.596)	(2.842)	-	(3.437)	-6.59%
HEALTH SERVICES	15.843	12.000		27.843	15.063	10.166		25.229	0.780	1.834	-	2.614	9.39%
ROADS AND BRIDGES SERVICES	1.395	0.440		1.835	1.443	0.394		1.837	(0.048)	0.046	-	(0.002)	-0.11%
RESEARCH AND DEVELOPMENT SERVICES	4.459	3.751		8.210	4.291	3.865		8.156	0.168	(0.114)	-	0.054	0.66%
AGRICULTURE AND LIVESTOCK SERVICES	3.067	0.510		3.577	3.057	0.453		3.511	0.010	0.057	-	0.066	1.86%



<b>Table J.3: REVISED BUDGET AND BOOKED EXPENDITURE COMPARISON BY PROGRAM FOR THE FY 2001-2002</b>													
													(Nu. in Millions)
ADMINISTRATIVE & PROGRAM NAMES	REVISED BUDGET APPROPRIATIONS				BOOKED EXPENDITURES				AMOUNT OF VARIATIONS				% OF VARIATION
	CURRENT	CAPITAL	LENDING/RE PAY	TOTAL	CURRENT	CAPITAL	LENDING/REP AY	TOTAL	CURRENT	CAPITAL	LENDING/REP AY	TOTAL	
FORESTRY SERVICES	1.469	0.518		1.987	1.464	0.454		1.918	0.005	0.064	-	0.069	3.46%
POWER SERVICES	1.924	4.576		6.500	1.702	0.805		2.508	0.222	3.771	-	3.992	61.42%
URBAN DEVELOPMENT AND HOUSING SERVICES	0.598	0.015		0.613	0.523			0.523	0.075	0.015	-	0.090	14.75%
RELIGION AND CULTURAL SERVICES	0.354	4.770		5.124	0.308	4.873		5.181	0.046	(0.103)	-	(0.057)	-1.12%
<b>DZONGKHAG ADMINISTRATION, TRONGSA</b>	<b>41.089</b>	<b>24.356</b>	<b>-</b>	<b>65.445</b>	<b>43.009</b>	<b>23.746</b>	<b>-</b>	<b>66.755</b>	<b>(1.920)</b>	<b>0.610</b>	<b>-</b>	<b>(1.310)</b>	<b>-2.00%</b>
DIRECTION SERVICES	7.631	12.747		20.378	8.687	13.162		21.849	(1.056)	(0.415)	-	(1.471)	-7.22%
EDUCATION SERVICES	17.448	5.510		22.958	18.203	4.359		22.562	(0.755)	1.151	-	0.396	1.72%
HEALTH SERVICES	6.366	0.297		6.663	6.454	0.330		6.784	(0.088)	(0.033)	-	(0.121)	-1.81%
ROADS AND BRIDGES SERVICES	0.581	2.000		2.581	0.597	1.776		2.372	(0.016)	0.224	-	0.209	8.08%
RESEARCH AND DEVELOPMENT SERVICES	2.898	0.856		3.754	2.780	0.626		3.406	0.118	0.230	-	0.348	9.28%
AGRICULTURE AND LIVESTOCK SERVICES	3.600	0.654		4.254	3.563	0.893		4.456	0.037	(0.239)	-	(0.202)	-4.74%
FORESTRY SERVICES	1.016	0.577		1.593	1.019	0.383		1.402	(0.003)	0.194	-	0.191	12.00%
URBAN DEVELOPMENT AND HOUSING SERVICES	1.180	-		1.180	1.142			1.142	0.038	-	-	0.038	3.19%
RELIGION AND CULTURAL SERVICES	0.369	1.715		2.084	0.565	2.217		2.782	(0.196)	(0.502)	-	(0.698)	-33.50%
<b>DZONGKHAG ADMINISTRATION, LHUENTSE</b>	<b>39.474</b>	<b>19.110</b>	<b>-</b>	<b>58.584</b>	<b>37.223</b>	<b>17.943</b>	<b>-</b>	<b>55.165</b>	<b>2.251</b>	<b>1.167</b>	<b>-</b>	<b>3.419</b>	<b>5.84%</b>
DIRECTION SERVICES	7.693	6.500		14.193	7.180	7.240		14.420	0.513	(0.740)	-	(0.227)	-1.60%
EDUCATION SERVICES	19.979	5.924		25.903	18.845	6.489		25.334	1.134	(0.565)	-	0.569	2.20%
HEALTH SERVICES	9.241	2.716		11.957	8.823	2.221		11.044	0.418	0.495	-	0.913	7.64%
ROADS AND BRIDGES SERVICES	0.620	0.370		0.990	0.610	0.360		0.969	0.010	0.010	-	0.021	2.07%
FORESTRY SERVICES	0.841	0.160		1.001	0.850			0.850	(0.009)	0.160	-	0.151	15.07%
POWER SERVICES	0.301	0.170		0.471	0.199	0.120		0.319	0.102	0.050	-	0.152	32.17%
URBAN DEVELOPMENT AND HOUSING SERVICES	0.475	1.365		1.840	0.474	0.074		0.548	0.001	1.291	-	1.292	70.23%
RELIGION AND CULTURAL SERVICES	0.324	1.905		2.229	0.242	1.439		1.681	0.082	0.466	-	0.548	24.60%
<b>DZONGKHAG ADMINISTRATION, MONGAR</b>	<b>59.633</b>	<b>28.767</b>	<b>-</b>	<b>88.400</b>	<b>67.430</b>	<b>40.694</b>	<b>-</b>	<b>108.125</b>	<b>(7.797)</b>	<b>(11.927)</b>	<b>-</b>	<b>(19.725)</b>	<b>-22.31%</b>
DIRECTION SERVICES	8.671	2.831		11.502	11.843	3.674		15.517	(3.172)	(0.843)	-	(4.015)	-34.91%
EDUCATION SERVICES	41.038	17.406		58.444	43.436	22.524		65.959	(2.398)	(5.118)	-	(7.515)	-12.86%
HEALTH SERVICES	6.854	1.232		8.086	8.165	0.437		8.602	(1.311)	0.795	-	(0.516)	-6.38%

<b>Table J.3: REVISED BUDGET AND BOOKED EXPENDITURE COMPARISON BY PROGRAM FOR THE FY 2001-2002</b>													
												(Nu. in Millions)	
ADMINISTRATIVE & PROGRAM NAMES	REVISED BUDGET APPROPRIATIONS				BOOKED EXPENDITURES				AMOUNT OF VARIATIONS				% OF VARIATION
	CURRENT	CAPITAL	LENDING/RE PAY	TOTAL	CURRENT	CAPITAL	LENDING/REP AY	TOTAL	CURRENT	CAPITAL	LENDING/REP AY	TOTAL	
ROADS AND BRIDGES SERVICES	0.835	0.085		0.920	0.931	0.036		0.966	(0.096)	0.049	-	(0.046)	-5.05%
FORESTRY SERVICES	0.866	-		0.866	1.003			1.003	(0.137)	-	-	(0.137)	-15.77%
URBAN DEVELOPMENT AND HOUSING SERVICES	1.058	2.305		3.363	1.650	0.440		2.090	(0.592)	1.865	-	1.273	37.87%
RELIGION AND CULTURAL SERVICES	0.311	4.908		5.219	0.404	13.583		13.988	(0.093)	(8.675)	-	(8.769)	-168.02%
<b>DZONGKHAG ADMINISTRATION, PEMAGATSHEL</b>	<b>39.425</b>	<b>20.897</b>	<b>-</b>	<b>60.322</b>	<b>36.915</b>	<b>17.889</b>	<b>-</b>	<b>54.804</b>	<b>2.510</b>	<b>3.008</b>	<b>-</b>	<b>5.518</b>	<b>9.15%</b>
DIRECTION SERVICES	6.664	1.866		8.530	6.760	3.535		10.294	(0.096)	(1.669)	-	(1.764)	-20.68%
EDUCATION SERVICES	23.759	14.818		38.577	22.046	10.483		32.529	1.713	4.335	-	6.048	15.68%
HEALTH SERVICES	6.783	0.880		7.663	5.946	0.687		6.633	0.837	0.193	-	1.030	13.44%
ROADS AND BRIDGES SERVICES	1.019	0.078		1.097	1.038	0.049		1.087	(0.019)	0.029	-	0.010	0.92%
FORESTRY SERVICES	0.853	-		0.853	0.842			0.842	0.011	-	-	0.011	1.23%
URBAN DEVELOPMENT AND HOUSING SERVICES	0.072	0.450		0.522	0.068	0.372		0.440	0.004	0.078	-	0.082	15.69%
RELIGION AND CULTURAL SERVICES	0.275	2.805		3.080	0.215	2.763		2.978	0.060	0.042	-	0.102	3.31%
<b>DZONGKHAG ADMINISTRATION, S/JONGKHAR</b>	<b>85.338</b>	<b>50.388</b>	<b>-</b>	<b>135.726</b>	<b>75.726</b>	<b>37.080</b>	<b>-</b>	<b>112.806</b>	<b>9.612</b>	<b>13.308</b>	<b>-</b>	<b>22.920</b>	<b>16.89%</b>
DIRECTION SERVICES	18.023	12.755		30.778	16.684	8.820		25.505	1.339	3.935	-	5.273	17.13%
EDUCATION SERVICES	33.347	7.514		40.861	30.455	6.880		37.335	2.892	0.634	-	3.526	8.63%
HEALTH SERVICES	16.190	2.644		18.834	13.892	1.788		15.680	2.298	0.856	-	3.154	16.74%
ROADS AND BRIDGES SERVICES	0.798	0.345		1.143	0.757	0.194		0.950	0.041	0.151	-	0.193	16.84%
FORESTRY SERVICES	1.016	-		1.016	0.890			0.890	0.126	-	-	0.126	12.37%
POWER SERVICES	12.170	17.247		29.417	9.681	10.520		20.201	2.489	6.727	-	9.216	31.33%
URBAN DEVELOPMENT AND HOUSING SERVICES	3.385	2.535		5.920	3.057	2.017		5.074	0.328	0.518	-	0.846	14.29%
RELIGION AND CULTURAL SERVICES	0.409	7.348		7.757	0.309	6.860		7.169	0.100	0.488	-	0.588	7.58%
<b>DZONGKHAG ADMINISTRATION, TRASHIGANG</b>	<b>99.520</b>	<b>43.125</b>	<b>-</b>	<b>142.645</b>	<b>102.094</b>	<b>29.019</b>	<b>-</b>	<b>131.113</b>	<b>(2.574)</b>	<b>14.106</b>	<b>-</b>	<b>11.532</b>	<b>8.08%</b>
DIRECTION SERVICES	14.885	4.720		19.605	16.318	4.605		20.923	(1.433)	0.115	-	(1.318)	-6.72%
EDUCATION SERVICES	68.094	23.285		91.379	67.748	15.215		82.963	0.346	8.070	-	8.416	9.21%
HEALTH SERVICES	11.247	6.852		18.099	12.343	2.196		14.539	(1.096)	4.656	-	3.560	19.67%
ROADS AND BRIDGES SERVICES	2.516	0.050		2.566	2.952	0.090		3.042	(0.436)	(0.040)	-	(0.476)	-18.56%
FORESTRY SERVICES	1.174	-		1.174	1.286			1.286	(0.112)	-	-	(0.112)	-9.54%

<b>Table J.3: REVISED BUDGET AND BOOKED EXPENDITURE COMPARISON BY PROGRAM FOR THE FY 2001-2002</b>													
													(Nu. in Millions)
ADMINISTRATIVE & PROGRAM NAMES	REVISED BUDGET APPROPRIATIONS				BOOKED EXPENDITURES				AMOUNT OF VARIATIONS				% OF VARIATION
	CURRENT	CAPITAL	LENDING/RE PAY	TOTAL	CURRENT	CAPITAL	LENDING/REP AY	TOTAL	CURRENT	CAPITAL	LENDING/REP AY	TOTAL	
URBAN DEVELOPMENT AND HOUSING SERVICES	1.135	2.800		3.935	0.968	1.802		2.771	0.167	0.998	-	1.164	29.59%
RELIGION AND CULTURAL SERVICES	0.469	5.418		5.887	0.478	5.111		5.589	(0.009)	0.307	-	0.298	5.06%
<b>DZONGKHAG ADMINISTRATION, THIMPHU</b>	<b>124.067</b>	<b>76.688</b>	<b>-</b>	<b>200.755</b>	<b>131.626</b>	<b>60.883</b>	<b>-</b>	<b>192.509</b>	<b>(7.559)</b>	<b>15.805</b>	<b>-</b>	<b>8.246</b>	<b>4.11%</b>
DIRECTION SERVICES	16.255	18.141		34.396	18.117	16.445		34.562	(1.862)	1.696	-	(0.166)	-0.48%
EDUCATION SERVICES	93.678	37.083		130.761	99.762	29.611		129.373	(6.084)	7.472	-	1.388	1.06%
HEALTH SERVICES	3.660	0.217		3.877	3.839	0.166		4.006	(0.179)	0.051	-	(0.129)	-3.32%
ROADS AND BRIDGES SERVICES	1.026	0.222		1.248	1.240			1.240	(0.214)	0.222	-	0.008	0.62%
RESEARCH AND DEVELOPMENT SERVICES	4.157	6.363		10.520	3.635	2.042		5.677	0.522	4.321	-	4.843	46.04%
AGRICULTURE AND LIVESTOCK SERVICES	3.285	2.792		6.077	3.167	2.636		5.803	0.118	0.156	-	0.274	4.51%
FORESTRY SERVICES	1.167	1.269		2.436	1.236	0.588		1.824	(0.069)	0.681	-	0.612	25.11%
RELIGION AND CULTURAL SERVICES	0.839	10.601		11.440	0.629	9.395		10.024	0.210	1.206	-	1.416	12.38%
<b>DZONGKHAG ADMINISTRATION, GASA</b>	<b>14.663</b>	<b>10.012</b>	<b>-</b>	<b>24.675</b>	<b>15.195</b>	<b>8.324</b>	<b>-</b>	<b>23.519</b>	<b>(0.532)</b>	<b>1.688</b>	<b>-</b>	<b>1.156</b>	<b>4.68%</b>
DIRECTION SERVICES	4.648	2.161		6.809	4.873	1.172		6.044	(0.225)	0.989	-	0.765	11.23%
EDUCATION SERVICES	4.114	2.470		6.584	4.538	2.114		6.652	(0.424)	0.356	-	(0.068)	-1.03%
HEALTH SERVICES	1.777	2.741		4.518	1.758	4.037		5.795	0.019	(1.296)	-	(1.277)	-28.27%
ROADS AND BRIDGES SERVICES	0.512	0.025		0.537	0.702			0.702	(0.190)	0.025	-	(0.165)	-30.71%
RESEARCH AND DEVELOPMENT SERVICES	1.245	0.625		1.870	1.170	0.292		1.462	0.075	0.333	-	0.408	21.84%
AGRICULTURE AND LIVESTOCK SERVICES	1.588	0.225		1.813	1.622	0.156		1.778	(0.034)	0.069	-	0.035	1.92%
FORESTRY SERVICES	0.409	0.260		0.669	0.318	0.153		0.472	0.091	0.107	-	0.197	29.51%
URBAN DEVELOPMENT AND HOUSING SERVICES	0.036	-		0.036	0.038			0.038	(0.002)	-	-	(0.002)	-6.11%
RELIGION AND CULTURAL SERVICES	0.334	1.505		1.839	0.176	0.401		0.576	0.158	1.104	-	1.263	68.66%
<b>DZONGKHAG ADMINISTRATION, T/YANGTSE</b>	<b>38.545</b>	<b>32.353</b>	<b>-</b>	<b>70.898</b>	<b>40.592</b>	<b>33.406</b>	<b>-</b>	<b>73.999</b>	<b>(2.047)</b>	<b>(1.053)</b>	<b>-</b>	<b>(3.101)</b>	<b>-4.37%</b>
DIRECTION SERVICES	8.513	7.918		16.431	9.040	7.578		16.618	(0.527)	0.340	-	(0.187)	-1.14%
EDUCATION SERVICES	20.821	13.910		34.731	21.337	11.850		33.187	(0.516)	2.060	-	1.544	4.45%
HEALTH SERVICES	6.335	0.825		7.160	7.046	0.435		7.481	(0.711)	0.390	-	(0.321)	-4.49%
ROADS AND BRIDGES SERVICES	1.370	0.615		1.985	1.548	0.176		1.725	(0.178)	0.439	-	0.260	13.12%
FORESTRY SERVICES	0.522	0.210		0.732	0.683	0.064		0.747	(0.161)	0.146	-	(0.015)	-2.11%

<b>Table J.3: REVISED BUDGET AND BOOKED EXPENDITURE COMPARISON BY PROGRAM FOR THE FY 2001-2002</b>													
													(Nu. in Millions)
ADMINISTRATIVE & PROGRAM NAMES	REVISED BUDGET APPROPRIATIONS				BOOKED EXPENDITURES				AMOUNT OF VARIATIONS				% OF VARIATION
	CURRENT	CAPITAL	LENDING/RE PAY	TOTAL	CURRENT	CAPITAL	LENDING/REF AY	TOTAL	CURRENT	CAPITAL	LENDING/REF AY	TOTAL	
URBAN DEVELOPMENT AND HOUSING SERVICES	0.665	1.020		1.685	0.511	0.008		0.519	0.154	1.013	-	1.166	69.21%
RELIGION AND CULTURAL SERVICES	0.319	7.855		8.174	0.426	13.296		13.722	(0.107)	(5.441)	-	(5.548)	-67.87%
<b>GRAND TOTAL</b>	<b>4,664.330</b>	<b>5,747.086</b>	<b>486.014</b>	<b>10,897.430</b>	<b>4,467.888</b>	<b>5,312.551</b>	<b>459.542</b>	<b>10,239.981</b>	<b>196.442</b>	<b>434.535</b>	<b>26.472</b>	<b>657.449</b>	<b>6.03%</b>
Source:(i) Cash - DBA and DADM													
(ii) Kind - DADM and SAs													

**Table C7: STATEMENT OF LENDINGS DURING THE**  
**FY 2001-2002**

(Nu.in millions)

<b>Sl. No.</b>	<b>IMPLEMENTING AGENCY</b>	<b>FUNDING AGENCY</b>	<b>AMOUNT</b>
1	Bhutan Development Finance Corporation	ADB	76.123
2	Bhutan Development Finance Corporation	IFAD	14.367
3	Druk Air Corporation - Purchase of New Aircrafts	RGoB	118.762
4	Druk Air Corporation - Interest Free Loan	RGoB	40.000
	<b>TOTAL LENDINGS :</b>		<b>249.252</b>

Source: DADM and DBA

<b>Table J.2: INTERNATIONAL ASSISTANCE (GRANTS) RECEIVED DURING THE FY 2001-2002: BY SPENDING AGENCY.</b>							
							(Nu. in millions)
ADMINISTRATIVE UNIT	PRNAME	PROGRAM	PROJECT	DONOR	CASH	KIND	TOTAL
ROYAL ADVISORY COUNCIL		1357	Capacity Bldg. of Royal Advisory Council	DANIDA	2.000	-	2.000
<b>ROYAL ADVISORY COUNCIL Total</b>					<b>2.000</b>	-	<b>2.000</b>
COUNCIL FOR RELIGIOUS AFFAIRS		913	Rural Community Water Supply	UNICEF	1.181	-	1.181
		917	Advocacy and Social Mobilisation	UNICEF	0.563	-	0.563
		918	Religion and Health	UNICEF	0.828	-	0.828
		1262	Setting up of Library for Monks at T/Dzong	FBA	0.414	-	0.414
		1448	Impact of eco-tourism in Bhutan	UNESCO	0.097	-	0.097
		1461	Partnership with Religion	UNICEF	0.220	-	0.220
		1468	Donation from Gup Sonam Dukpa	MAD	0.150	-	0.150
<b>COUNCIL FOR RELIGIOUS AFFAIRS Total</b>					<b>3.453</b>	-	<b>3.453</b>
NATIONAL COMM. FOR CULTURAL AFFAIRS		920	Renewal of Paro Museum(Exhbtns.&Publications)	JFAC	0.254	-	0.254
		1154	Inst.Strngt. & Cap. Enhancement of N.L. Ph2	DANIDA	6.099	-	6.099
		1222	BH-49 Folk Heritage Museum Phase I	HELVETAS	-	0.426	0.426
		1319	Dev. of Library, Archive & Information System	UNESCO	0.072	-	0.072
		1320	Conservation of Histrel. & Cultural Monuments	UNESCO	0.193	-	0.193
		1379	National Thagrig Competition & Fashion Show	UNDP	0.470	-	0.470
		1443	Conference, Seminar and Workshop	UNESCO	0.097	-	0.097
		1448	Impact of eco-tourism in Bhutan	UNESCO	0.049	-	0.049
		1488	Preservation of Bhutan's Cultural Heritage	ZHD	0.711	-	0.711
		2000	Unidentified Financing Source	UFS	0.656	-	0.656
<b>NATIONAL COMM. FOR CULTURAL AFFAIRS Total</b>					<b>8.600</b>	<b>0.426</b>	<b>9.026</b>
JUDICIARY		1245	Strengthening of Law Enforcement Agency	DANIDA	1.959	-	1.959
		1286	Strengthening of Phuentsholing Court	DANIDA	8.028	-	8.028
		1313	Dissemination of Judicial Process	DANIDA	10.085	-	10.085
<b>JUDICIARY Total</b>					<b>20.072</b>	-	<b>20.072</b>
PLANNING COMMISSION SECRETARIAT		1025	Instit. Strength. & Capacity Building of CSC	DANIDA	-0.254	-	-0.254
		1304	Pilot Pjt. 4 Strngt. of Decnt. Govt. Inf/Work	UNDP	0.289	-	0.289
		1363	Support to the Formulation of 9th FYP	NET SDA	7.000	-	7.000
		1364	Strngt. of National Statistical System	ADB	2.861	-	2.861
		1399	TA for 3443-BHU, Proverty Assessment-Planning	ADB	0.797	-	0.797
		1400	Donation of GIS Software from ESRI, USA	ESRI	-	0.107	0.107
<b>PLANNING COMMISSION SECRETARIAT Total</b>					<b>10.693</b>	<b>0.107</b>	<b>10.800</b>
ROYAL AUDIT AUTHORITY		1028	Dev. Support to Royal Audit Authority PhaseII	DANIDA	4.680	-	4.680
<b>ROYAL AUDIT AUTHORITY Total</b>					<b>4.680</b>	-	<b>4.680</b>
ROYAL CIVIL SERVICE COMMISSION		692	HRD for Sustainable Human Development	UNDP	-0.113	-	-0.113
		949	Scholarships	GOI	25.405	-	25.405
		958	HRMD	UNDP	10.710	-	10.710
		1005	Wild Life Preservation Project Phase 2	WWF	1.174	-	1.174
		1089	Environment Sector Programme Support	DANIDA	15.682	-	15.682

**Table J.2: INTERNATIONAL ASSISTANCE (GRANTS) RECEIVED DURING THE FY 2001-2002: BY SPENDING AGENCY.**

							(Nu. in millions)	
ADMINISTRATIVE UNIT	PRNAME	PROGRAM	PROJECT	DONOR	CASH	KIND	TOTAL	
		1133	HRD of the Nature Conservation Section	BTSEC	17.566	-	17.566	
		1213	Human Resources Development Phase II	NET SDA	20.000	-	20.000	
		1226	Capacity Development Prog. for Royal Audit	UNDP	-0.074	-	-0.074	
		1243	HRD-General Support Services	NET SDA	5.900	-	5.900	
		1300	Strengthening of Royal Civil Servc. Commission	DANIDA	3.800	-	3.800	
		1369	MSC in plant taxonomy	BTSEC	1.311	-	1.311	
		1385	Position Classification (RCSC)	UNDP	0.476	-	0.476	
		1442	Preparation of HRD Masterplan for 9th FYP	UNDP	0.242	-	0.242	
<b>ROYAL CIVIL SERVICE COMMISSION Total</b>					<b>102.079</b>	-	<b>102.079</b>	
BHUTAN OLYMPIC COMMITTEE	SPORTS DEV. & DIRECTION SERVICES	1409	Donation by ADIDAS to BOC	ADIDAS	-	0.958	0.958	
	SPORTS DEV. & DIRECTION SERVICES	1444	Donation of Football Equipments	KIKA	-	0.723	0.723	
<b>BHUTAN OLYMPIC COMMITTEE Total</b>					-	<b>1.681</b>	<b>1.681</b>	
DZONGKHA DEVELOPMENT COMMISSION		1219	Dzongkha Development Project	NET SDA	7.827	-	7.827	
		1330	Dev. of UNICODE tools for Computerising in DZ	ORIENT F	2.296	-	2.296	
<b>DZONGKHA DEVELOPMENT COMMISSION Total</b>					<b>10.124</b>	-	<b>10.124</b>	
PUNAKHA DZONG RENOVATION PROJECT		1196	Punakha Dzong Phase II	GOI	84.500	-	84.500	
<b>PUNAKHA DZONG RENOVATION PROJECT Total</b>					<b>84.500</b>	-	<b>84.500</b>	
NATIONAL ENVIRONMENTAL COMMISSION		823	Strengthening Environmental Mngt. & Education	UNDP	0.585	-	0.585	
		862	Bhutan National Green House Project	UNDP	0.433	-	0.433	
		1089	Environment Sector Programme Support	DANIDA	8.765	-	8.765	
		1285	HRD at National Environment Commission	BTSEC	2.741	-	2.741	
		1452	Capacity bldg. for UNFCCC Focal Pts. from LDC	UNDP	0.619	-	0.619	
		1466	Adhoc Assistance for WSSD National Assessment	UNDP	0.480	-	0.480	
		1495	MOU, National Environment Commission	DANIDA	0.239	-	0.239	
<b>NATIONAL ENVIRONMENTAL COMMISSION Total</b>					<b>13.860</b>	-	<b>13.860</b>	
NATIONAL TECHNICAL TRAINING AUTHORITY		350	Technical & Vocational Education Phase II	UNDP	-0.352	-	-0.352	
		1310	Tec. Asstt. for the Instnl. Devlpmt. of the NTTA	ADB	0.098	-	0.098	
		1346	Special Operations Facility	IFAD	1.146	-	1.146	
		1362	Institute of Zorig Chusum, Phase II	NET SDA	5.000	-	5.000	
<b>NATIONAL TECHNICAL TRAINING AUTHORITY Total</b>					<b>5.892</b>	-	<b>5.892</b>	
NATIONAL EMPLOYMENT BOARD		1418	Institutional Development of DEL	ADB	0.683	-	0.683	
<b>NATIONAL EMPLOYMENT BOARD Total</b>					<b>0.683</b>	-	<b>0.683</b>	
DEPARTMENT OF LEGAL AFFAIRS		1292	Strengthening of Department of Legal Affairs	DANIDA	3.824	-	3.824	
<b>DEPARTMENT OF LEGAL AFFAIRS Total</b>					<b>3.824</b>	-	<b>3.824</b>	
MINISTRY OF HOME AFFAIRS	DIRECTION & POLICY SERVICES	1236	Strength. of Cap. Dev., Mgt & Decentralization	UNCDF	0.705	-	0.705	
	DIRECTION & POLICY SERVICES	1486	Introducing Grassroot Based Planning in BTN	UNDP	1.350	-	1.350	
	ROYAL BHUTAN POLICE SERVICES	934	Fire Fighting Eqpts. & Facilities for Dzongs	GOI	20.000	-	20.000	
	ROYAL BHUTAN POLICE SERVICES	1427	Installation of Electric Cooker	WWF	1.224	-	1.224	
<b>MINISTRY OF HOME AFFAIRS Total</b>					<b>23.279</b>	-	<b>23.279</b>	

**Table J.2: INTERNATIONAL ASSISTANCE (GRANTS) RECEIVED DURING THE FY 2001-2002: BY SPENDING AGENCY.**

							(Nu. in millions)
ADMINISTRATIVE UNIT	PRNAME	PROGRAM	PROJECT	DONOR	CASH	KIND	TOTAL
MINISTRY OF FINANCE	DIRECTION & POLICY SERVICES	889	National Execution of Projects - Phase III	UNDP	-0.455	-	-0.455
	DIRECTION & POLICY SERVICES	1143	HRD for National Finance Service	AUSTRIAN	15.125	-	15.125
	DIRECTION & POLICY SERVICES	1166	Revision of RGoB Financial Manual	NETHERLN	2.228	-	2.228
	DIRECTION & POLICY SERVICES	1380	HRD Support to National Fiance Service, MoF	SDC	14.337	0.001	14.338
	BUDGET AND ACCOUNTS SERVICES	1293	TA for Public Sector Resource Management	ADB	-	-	-
	REVENUE & CUSTOMS SERVICES	1027	Inst. Strengthening of Revenue & Custom Ph.II	DANIDA	7.540	-	7.540
	COMMON PUBLIC EXPENDITURES	247	Dungsum Cement Project	GOI	5.247	-	5.247
	COMMON PUBLIC EXPENDITURES	339	Kurichhu Hydro-Power Project(Grant)	GOI	179.970	-	179.970
	COMMON PUBLIC EXPENDITURES	890	Strengthening of BBS	DANIDA	-	0.543	0.543
	COMMON PUBLIC EXPENDITURES	891	Ungrading of Kuensel Corporation - Phase II	DANIDA	-0.866	-	-0.866
	COMMON PUBLIC EXPENDITURES	897	HRD for Telecommunications	UNDP	-0.067	-	-0.067
	COMMON PUBLIC EXPENDITURES	915	Non-Formal Education	UNICEF	0.186	-	0.186
	COMMON PUBLIC EXPENDITURES	917	Advocacy and Social Mobilisation	UNICEF	0.259	-	0.259
	COMMON PUBLIC EXPENDITURES	1007	Small Grants Programme	UNDP	2.500	-	2.500
	COMMON PUBLIC EXPENDITURES	1092	Construction of Rehabilitation of Roads	WFP	3.899	-	3.899
	COMMON PUBLIC EXPENDITURES	1111	Partners in Development Programme	UNDP	0.188	-	0.188
	COMMON PUBLIC EXPENDITURES	1123	Printing Equipment to Kuensel	DANIDA	-0.007	-	-0.007
	COMMON PUBLIC EXPENDITURES	1136	Urban Dev. Sector Programme Support	DANIDA	11.000	-	11.000
	COMMON PUBLIC EXPENDITURES	1146	Support to Primary Education	WFP	3.353	-	3.353
	COMMON PUBLIC EXPENDITURES	1172	Strength. Capacities for Sust. Micro-Finance	UNCDF	23.373	-	23.373
	COMMON PUBLIC EXPENDITURES	1239	Capacity Building in the Division of Telecom	UNDP IPF	1.499	-	1.499
	COMMON PUBLIC EXPENDITURES	1334	Kuensel Training & Equipment	UNESCO	0.591	-	0.591
	COMMON PUBLIC EXPENDITURES	1388	Construction of Thai Pavillion in Thimphu	THAI	-	0.120	0.120
	COMMON PUBLIC EXPENDITURES	1393	Donation of Lab Equipment from Wilson & Co.UK	WCO	-	0.353	0.353
	COMMON PUBLIC EXPENDITURES	1460	Information and Communication Support	UNICEF	0.231	-	0.231
	COMMON PUBLIC EXPENDITURES	1471	Expanding of FM Radio into Rural Communities	UNESCO	0.146	-	0.146
	COMMON PUBLIC EXPENDITURES	1478	Partnership Facility Grant	UNDP	1.212	-	1.212
	AID & DEBT MANAGEMENT SERVICES	1183	Sustainable Development Fund	NET SDA	9.000	-	9.000
	AID & DEBT MANAGEMENT SERVICES	1305	Operational Budget (AKV) of SDS	NET SDA	6.709	-	6.709
	AID & DEBT MANAGEMENT SERVICES	1464	Monitoring and Evaluation	UNICEF	0.209	-	0.209
	AID & DEBT MANAGEMENT SERVICES	1490	Adhoc Training, DADM	SCF/USA	0.090	-	0.090
<b>MINISTRY OF FINANCE Total</b>					<b>287.494</b>	<b>1.017</b>	<b>288.511</b>
MINISTRY OF HEALTH & EDUCATION	EDUCATION SERVICES	154	Basic Education	UNICEF	-0.004	-	-0.004
	EDUCATION SERVICES	346	Lecturers for Sherubtse College	GOI	23.171	-	23.171
	EDUCATION SERVICES	437	Environmental Conservation	BTSEC	0.419	-	0.419
	EDUCATION SERVICES	913	Rural Community Water Supply	UNICEF	0.736	-	0.736
	EDUCATION SERVICES	914	Primary Education	UNICEF	1.306	-	1.306
	EDUCATION SERVICES	915	Non-Formal Education	UNICEF	0.475	-	0.475
	EDUCATION SERVICES	916	Special Education	UNICEF	0.683	-	0.683



**Table J.2: INTERNATIONAL ASSISTANCE (GRANTS) RECEIVED DURING THE FY 2001-2002: BY SPENDING AGENCY.**

							(Nu. in millions)
ADMINISTRATIVE UNIT	PRNAME	PROGRAM	PROJECT	DONOR	CASH	KIND	TOTAL
	EDUCATION SERVICES	917	Advocacy and Social Mobilisation	UNICEF	1.608	-	1.608
	EDUCATION SERVICES	935	Rehabilitation of Educational Infrastructure	GOI	119.482	-	119.482
	EDUCATION SERVICES	1016	Repair & Maint.of Office Equipt. in R. School	CANADA	0.200	-	0.200
	EDUCATION SERVICES	1079	Population Education	UNFPA	0.109	-	0.109
	EDUCATION SERVICES	1084	Secondary Education Project	SDC	28.307	4.950	33.257
	EDUCATION SERVICES	1089	Environment Sector Programme Support	DANIDA	15.542	-	15.542
	EDUCATION SERVICES	1116	Printing of Primary School Text Books	DANIDA	-0.463	-	-0.463
	EDUCATION SERVICES	1158	Non-Formal Education Services	UNESCO	0.422	-	0.422
	EDUCATION SERVICES	1174	Development of Facilities at the Youth Centre	DANIDA	-0.001	-	-0.001
	EDUCATION SERVICES	1175	Support to Scouting Programme in Bhutan	DANIDA	0.000	-	0.000
	EDUCATION SERVICES	1215	Developing Environmental Research at Kanglung	BTSEC	7.667	-	7.667
	EDUCATION SERVICES	1257	Support of 'Master Teachers' in Zhemgang Dz.	CANADA	0.520	-	0.520
	EDUCATION SERVICES	1264	Local Book Production & Publication Unit	CANADA	0.218	-	0.218
	EDUCATION SERVICES	1297	Special Education for Disabled Children	DANIDA	2.841	-	2.841
	EDUCATION SERVICES	1298	Support to Inter School Sport Competition	YDF	1.581	-	1.581
	EDUCATION SERVICES	1322	Estmnt. of NI of Performing Arts of Bhutan	UNESCO	0.906	-	0.906
	EDUCATION SERVICES	1324	Community Learning Centres in Trongsa, M&T/Y	UNESCO	0.048	-	0.048
	EDUCATION SERVICES	1351	Canadian Assistance to Youth Development Fund	CANADA	0.021	-	0.021
	EDUCATION SERVICES	1360	Audio Visual Equipment for SHP of YGCD	SDC	0.418	-	0.418
	EDUCATION SERVICES	1368	Research at Bhutan Scouts Association	BTSEC	0.157	-	0.157
	EDUCATION SERVICES	1394	W/shop on Improving the Quality of Pry. Edu.	DANIDA	0.209	-	0.209
	EDUCATION SERVICES	1401	Enhmt.of Teaching & Learning Envirn.in C.Sc.	CANADA	0.161	-	0.161
	EDUCATION SERVICES	1402	Supply of Library Books to Community Sch., TY	CANADA	0.284	-	0.284
	EDUCATION SERVICES	1403	Sch.Equipt.& Library Devpmnt.of Community Sch	CANADA	0.182	-	0.182
	EDUCATION SERVICES	1404	School Library Devlpmt.in 5 JHS in Mongar	CANADA	0.388	-	0.388
	EDUCATION SERVICES	1405	Library Development & Improvement Reading	CANADA	0.270	-	0.270
	EDUCATION SERVICES	1406	Solar Power for Remote Schools	CANADA	0.577	-	0.577
	EDUCATION SERVICES	1407	Library Devlpmt. and Improve Reading in Sch.	CANADA	0.122	-	0.122
	EDUCATION SERVICES	1408	Sch.Equipt.& Library Devlp. for NABESA CPS.	CANADA	0.084	-	0.084
	EDUCATION SERVICES	1411	School-based Awrnss.& Edu. Prog. for Parents	SCF/USA	0.628	-	0.628
	EDUCATION SERVICES	1412	Expansion of Services of the YIC	SCF/USA	1.150	-	1.150
	EDUCATION SERVICES	1413	National Level Life Skills Edu. for Scouts	SCF/USA	0.700	-	0.700
	EDUCATION SERVICES	1414	Adolescent Health & Life Skills Education	SCF/USA	1.000	-	1.000
	EDUCATION SERVICES	1415	Life Skills Education for High Schools	SCF/USA	0.322	-	0.322
	EDUCATION SERVICES	1456	Basic Education Quality Improvement	UNICEF	1.507	-	1.507
	EDUCATION SERVICES	1457	Expanded Education Opportunities	UNICEF	1.368	-	1.368
	EDUCATION SERVICES	1479	Expansion of NIE Paro & samtse, Phase I	SDC	-	4.944	4.944
	EDUCATION SERVICES	1480	Alternative School Building Const. Technology	DANIDA	4.000	-	4.000
	EDUCATION SERVICES	1483	EFA Workshop	UNESCO	0.655	-	0.655

**Table J.2: INTERNATIONAL ASSISTANCE (GRANTS) RECEIVED DURING THE FY 2001-2002: BY SPENDING AGENCY.**

							(Nu. in millions)
ADMINISTRATIVE UNIT	PRNAME	PROGRAM	PROJECT	DONOR	CASH	KIND	TOTAL
	EDUCATION SERVICES	1487	Estb.of Standards for HS Eng.,Sc.& Maths Pro.	CANADA	0.759	-	0.759
	EDUCATION SERVICES	1492	Do.by Mr.Richard Wright, Disabled Sc.,Khaling	MAD	0.005	-	0.005
	HEALTH SERVICES	153	Maternal & Child Health Care	UNICEF	-0.003	-	-0.003
	HEALTH SERVICES	800	Elimination of Leprosy and Poliomyelitis	WHO	0.276	-	0.276
	HEALTH SERVICES	909	Maternal and Child Health	UNICEF	16.232	-	16.232
	HEALTH SERVICES	910	Nutrition and Child Care	UNICEF	-0.825	-	-0.825
	HEALTH SERVICES	911	Human Resource Development	UNICEF	0.153	-	0.153
	HEALTH SERVICES	912	Environmental Sanitation	UNICEF	0.347	-	0.347
	HEALTH SERVICES	913	Rural Community Water Supply	UNICEF	0.104	-	0.104
	HEALTH SERVICES	914	Primary Education	UNICEF	-0.025	-	-0.025
	HEALTH SERVICES	917	Advocacy and Social Mobilisation	UNICEF	0.632	-	0.632
	HEALTH SERVICES	929	Communication Support	UNICEF	0.480	-	0.480
	HEALTH SERVICES	953	Malaria Control Programme	GOI	4.000	-	4.000
	HEALTH SERVICES	981	Health Sector Support Programme, Phase II	DANIDA	120.769	-	120.769
	HEALTH SERVICES	1030	Health Development Strategies & Plans	WHO	0.909	-	0.909
	HEALTH SERVICES	1031	Strengthening Country Health Information	WHO	0.060	-	0.060
	HEALTH SERVICES	1032	Development of District Health Systems	WHO	0.512	-	0.512
	HEALTH SERVICES	1034	National Essential Drugs Programme	WHO	0.244	-	0.244
	HEALTH SERVICES	1035	Quality Assurance in Health Care	WHO	0.139	-	0.139
	HEALTH SERVICES	1039	Health Promotion Programme	WHO	0.657	-	0.657
	HEALTH SERVICES	1041	National Nutrition Programme	WHO	0.329	-	0.329
	HEALTH SERVICES	1044	Integrated Management of Sick Child	WHO	0.528	-	0.528
	HEALTH SERVICES	1048	Control of Non-Communicable Diseases.	WHO	0.083	-	0.083
	HEALTH SERVICES	1054	Maternal Child Health Care (Const. & Equipt.)	JAPAN	0.067	-	0.067
	HEALTH SERVICES	1077	Support to Population Advocacy	UNFPA	0.351	-	0.351
	HEALTH SERVICES	1078	Support for Reproductive Health Services	UNFPA	2.979	-	2.979
	HEALTH SERVICES	1114	Essential Reproductive Health Supplies	UNFPA	2.507	-	2.507
	HEALTH SERVICES	1128	WHO's Assistance to NID Programme	WHO	6.440	-	6.440
	HEALTH SERVICES	1193	Reproductive Health Services	UNFPA	0.304	-	0.304
	HEALTH SERVICES	1199	Mongar Hospital Phase II	GOI	20.948	-	20.948
	HEALTH SERVICES	1202	JDWNMH Hospital Phase II	GOI	49.190	-	49.190
	HEALTH SERVICES	1242	Columbia University Grant for SMP(UNICEF)	UNICEF	1.288	-	1.288
	HEALTH SERVICES	1271	Rural Water Supply and Sanitation	DANIDA	31.745	-	31.745
	HEALTH SERVICES	1419	Communicable Disease Pre.,Eradictio &Control	WHO	0.192	-	0.192
	HEALTH SERVICES	1420	Malaria	WHO	0.764	-	0.764
	HEALTH SERVICES	1423	Tobacco	WHO	0.837	-	0.837
	HEALTH SERVICES	1424	Health Promotion	WHO	1.454	-	1.454
	HEALTH SERVICES	1426	Mental Health & Substance Abuse	WHO	0.192	-	0.192
	HEALTH SERVICES	1429	Child and Adolescent Health	WHO	0.779	-	0.779

**Table J.2: INTERNATIONAL ASSISTANCE (GRANTS) RECEIVED DURING THE FY 2001-2002: BY SPENDING AGENCY.**

							(Nu. in millions)
ADMINISTRATIVE UNIT	PRNAME	PROGRAM	PROJECT	DONOR	CASH	KIND	TOTAL
	HEALTH SERVICES	1430	Research & Prog. Devlpmnt. in Rep. Health	WHO	0.161	-	0.161
	HEALTH SERVICES	1432	Nutrition	WHO	0.332	-	0.332
	HEALTH SERVICES	1433	Health and Environment	WHO	0.282	-	0.282
	HEALTH SERVICES	1434	Food Safety	WHO	0.030	-	0.030
	HEALTH SERVICES	1435	Esstial.Medicine:Access,Quality &Rational Use	WHO	0.517	-	0.517
	HEALTH SERVICES	1439	Organisation of Health Services	WHO	2.833	-	2.833
	HEALTH SERVICES	1454	School-based Water, Sanitation & Hygine Prog.	UNICEF	0.058	-	0.058
	HEALTH SERVICES	1456	Basic Education Quality Improvement	UNICEF	-0.002	-	-0.002
	HEALTH SERVICES	1458	Maternal and Child Health	UNICEF	0.922	-	0.922
	HEALTH SERVICES	1459	Nutrition	UNICEF	0.192	-	0.192
	HEALTH SERVICES	1484	Population & Development Strategies	UNFPA	0.090	-	0.090
	HEALTH SERVICES	1485	Reproductive Health	UNFPA	0.251	-	0.251
	HEALTH SERVICES	1494	GAVI Contribution	GAVI	4.885	-	4.885
<b>MINISTRY OF HEALTH &amp; EDUCATION Total</b>					<b>496.924</b>	<b>9.894</b>	<b>506.818</b>
MINISTRY OF AGRICULTURE	DIRECTION & POLICY SERVICES	681	Black Mountain Biodiversity Conservation	NETHERLN	10.000	-	10.000
	DIRECTION & POLICY SERVICES	888	National Biodiversity Conv. Survey Action Pl.	UNDP	1.187	-	1.187
	DIRECTION & POLICY SERVICES	974	RNR Extension Support Programme	EEC	5.640	-	5.640
	DIRECTION & POLICY SERVICES	1089	Environment Sector Programme Support	DANIDA	8.723	-	8.723
	DIRECTION & POLICY SERVICES	1122	Wang Watershed Management Project	EEC	25.321	-	25.321
	DIRECTION & POLICY SERVICES	1252	Agro Biodiversity Conservation	NET SDA	4.801	-	4.801
	DIRECTION & POLICY SERVICES	1125	Natural Resources Training Institute	HELVETAS	-	8.661	8.661
	DIRECTION & POLICY SERVICES	1278	Stng. Capa. for Effective Particip. in Codex	FAO	0.039	-	0.039
	DIRECTION & POLICY SERVICES	1337	On farm PGR conservation in Bhutan (BUCAP)	NORWAY	1.648	-	1.648
	DIRECTION & POLICY SERVICES	1370	Royal Botanic Garden Phase II	BTFC	1.909	-	1.909
	DIRECTION & POLICY SERVICES	1378	Bhutan Integrated Biodiversity Inf.System	WWF	0.433	-	0.433
	DIRECTION & POLICY SERVICES	1382	TA for the Royal Botanic Garden M/Plan Devpt.	HELVETAS	0.120	-	0.120
	DIRECTION & POLICY SERVICES	1410	Strategic for National Agriculture Devlpmnt.	FAO	0.046	-	0.046
	DIRECTION & POLICY SERVICES	1579	Farm Business Training	HELVETAS	-	1.119	1.119
	DIRECTION & POLICY SERVICES	1583	Special Action 100% SDC Finance	SDC	-	0.352	0.352
	RESEARCH & DEV. SERVICES	785	Stnble.Soil Fertility & Plant Nutrients Mngt.	NETHERLN	4.000	-	4.000
	RESEARCH & DEV. SERVICES	974	RNR Extension Support Programme	EEC	4.500	-	4.500
	RESEARCH & DEV. SERVICES	997	Integrated Horticulture Development Programe	UNDP	37.909	-	37.909
	RESEARCH & DEV. SERVICES	1089	Environment Sector Programme Support	DANIDA	3.676	-	3.676
	RESEARCH & DEV. SERVICES	1095	Research Centre Phase I	HELVETAS	0.775	-	0.775
	RESEARCH & DEV. SERVICES	1125	Natural Resources Training Institute	HELVETAS	2.000	-	2.000
	RESEARCH & DEV. SERVICES	1288	Enhancing Productivity through INR Mngt.	IDRC-CA	1.502	-	1.502
	RESEARCH & DEV. SERVICES	1312	RNR-Research System Project Phase II	HELVETAS	0.980	40.013	40.993
	RESEARCH & DEV. SERVICES	1346	Special Operations Facility	IFAD	0.803	-	0.803
	RESEARCH & DEV. SERVICES	1367	Assistance for Flood Affected Areas	FAO	0.956	-	0.956

**Table J.2: INTERNATIONAL ASSISTANCE (GRANTS) RECEIVED DURING THE FY 2001-2002: BY SPENDING AGENCY.**

							(Nu. in millions)
ADMINISTRATIVE UNIT	PRNAME	PROGRAM	PROJECT	DONOR	CASH	KIND	TOTAL
	RESEARCH & DEV. SERVICES	1428	Mushroom Community Development Project	WWF	0.928	-	0.928
	RESEARCH & DEV. SERVICES	1445	Conservation& Sustainable use of MAP in BTN	WWF	0.246	-	0.246
	RESEARCH & DEV. SERVICES	1463	Fifth Meeting of Fodder & Pasture Wrkng.Group	FAO	0.625	-	0.625
	RESEARCH & DEV. SERVICES	1482	BG-Sustainable RNR Dev.Project, Third Phase	GTZ	2.821	-	2.821
	CROP & L/TOCK SUPPORT SERVICES	705	Increase of Food Production (KR II 1995)	JAPAN	-	84.000	84.000
	CROP & L/TOCK SUPPORT SERVICES	1058	Livestock & Fodder Development Program	HELVETAS	-	0.211	0.211
	CROP & L/TOCK SUPPORT SERVICES	1098	Lameness in Sheep and other Ruminants	AUSTRLIA	0.409	-	0.409
	CROP & L/TOCK SUPPORT SERVICES	1122	Wang Watershed Management Project	EEC	4.592	-	4.592
	CROP & L/TOCK SUPPORT SERVICES	1212	Development of New Castle Disease Vaccine	AUSTRLIA	0.276	-	0.276
	CROP & L/TOCK SUPPORT SERVICES	1493	LN2 Plant	HELVETAS	-	6.166	6.166
	FORESTRY SERVICES	375	Third Forestry Development Project	SDC	4.168	-	4.168
	FORESTRY SERVICES	681	Black Mountain Biodiversity Conservation	NETHERLN	20.900	-	20.900
	FORESTRY SERVICES	1001	Integrated Management of JDNP	UNDP	14.322	-	14.322
	FORESTRY SERVICES	1004	BG Sustainable RNR Dev. Project	GTZ	-	0.279	0.279
	FORESTRY SERVICES	1024	IFMP, Ura (Interim Phase)	AUSTRIAN	0.299	-	0.299
	FORESTRY SERVICES	1089	Environment Sector Programme Support	DANIDA	6.146	-	6.146
	FORESTRY SERVICES	1217	IS & RC for Protected Areas,BIS & Consvr. Edn	BTFC	8.389	-	8.389
	FORESTRY SERVICES	1229	Environmental Monitaring of Forest Mgnt. Unit	BTFC	1.103	-	1.103
	FORESTRY SERVICES	1232	ISDP Zhemgang Phase II	NET SDA	0.153	-	0.153
	FORESTRY SERVICES	1273	Collaborative Programme for MoA & WWF	WWF	8.904	-	8.904
	FORESTRY SERVICES	1370	Royal Botanic Garden Phase II	BTFC	0.754	-	0.754
	FORESTRY SERVICES	1371	MSC in freshwater fisheries biology	BTFC	1.914	-	1.914
	FORESTRY SERVICES	1377	Implmnt.of Const.& Develop.act T/Shingla Park	WWF	4.799	-	4.799
	FORESTRY SERVICES	1395	W/shop of Nature Conservation Rules	WWF	1.415	-	1.415
	FORESTRY SERVICES	1449	MSc in Social/Community Forestry and CB-NRM	BTFC	1.038	-	1.038
	FORESTRY SERVICES	1450	Support to Bumdeling Wildlife Sanctuary	BTFC	4.775	-	4.775
	FORESTRY SERVICES	1451	Strengthening of Forest Fire Management	BTFC	4.487	-	4.487
	FORESTRY SERVICES	1581	Forestry Institutional Dev. Initiative	HELVETAS	-	4.244	4.244
	FORESTRY SERVICES	1582	Planing Phase New Forestry Project	HELVETAS	-	0.520	0.520
<b>MINISTRY OF AGRICULTURE Total</b>					<b>210.430</b>	<b>145.565</b>	<b>351.231</b>
MINISTRY OF TRADE AND INDUSTRY	DIRECTION & POLICY SERVICES	1089	Environment Sector Programme Support	DANIDA	17.000	-	17.000
	POWER SERVICES	212	Hydrometeorological Services for GOI	GOI	8.770	-	8.770
	POWER SERVICES	609	Basochhu Hydro-Power Project	AUSTRIAN	4.658	75.805	80.463
	POWER SERVICES	937	Small Hydroelectric Project, Lhuntse	GOI	114.630	-	114.630
	POWER SERVICES	940	Improvement & Upgrdn. of Transmission Grid	GOI	50.000	-	50.000
	POWER SERVICES	941	Rural Electrification	GOI	21.079	-	21.079
	POWER SERVICES	1100	STD for Thimphu and Paro (Phase II)	GOI	190.125	-	190.125
	POWER SERVICES	1189	Intermediary HRD Tra. Prog. for Energy Sector	AUSTRIAN	0.766	-	0.766
	POWER SERVICES	1197	Power Transmission Eastern Grid Phase II	GOI	687.628	-	687.628

**Table J.2: INTERNATIONAL ASSISTANCE (GRANTS) RECEIVED DURING THE FY 2001-2002: BY SPENDING AGENCY.**

							(Nu. in millions)
ADMINISTRATIVE UNIT	PRNAME	PROGRAM	PROJECT	DONOR	CASH	KIND	TOTAL
	POWER SERVICES	1279	Constn. of a 2nd Disilting Chamber for RMHPP	AUSTRIAN	1.206	-	1.206
	POWER SERVICES	1361	Sustainable Rural Electrification, Phase II	NET SDA	61.500	-	61.500
	POWER SERVICES	1389	Rural Electrification	AUSTRIAN	12.660	-	12.660
	INDUSTRY SERVICES	1062	Private Sector Development Project	UNDP	0.146	-	0.146
<b>MINISTRY OF TRADE AND INDUSTRY Total</b>					<b>1170.168</b>	<b>75.805</b>	<b>1245.973</b>
MINISTRY OF COMMUNICATIONS	DIRECTION & POLICY SERVICES	913	Rural Community Water Supply	UNICEF	-0.045	-	-0.045
	DIRECTION & POLICY SERVICES	1025	Instit. Strength. & Capacity Building of CSC	DANIDA	-0.317	-	-0.317
	DIRECTION & POLICY SERVICES	1136	Urban Dev. Sector Programme Support	DANIDA	13.000	-	13.000
	DIRECTION & POLICY SERVICES	1276	Preparation of an IT Development Programme	UNDP	0.005	-	0.005
	DIRECTION & POLICY SERVICES	1475	Recycled Waste Collecting Vehicle Aid, TCC	JAPAN	-	-	-
	ROADS SERVICES	527	Sorchen By-Pass Road	GOI	-	102.267	102.267
	ROADS SERVICES	834	Suspension Bridge Program-Phase IV	SDC	-	0.077	0.077
	ROADS SERVICES	943	Construction of Permanent Bridge at Bhurkhola	GOI	0.795	-	0.795
	ROADS SERVICES	1138	Suspension Bridge Programme Ph. IV & Part II	SDC	2.628	-	2.628
	ROADS SERVICES	1191	Puna Thang Chhu Bridge Phase II	HELVETAS	6.557	11.963	18.520
	ROADS SERVICES	1203	Construction of Three Bridges	GOI	-	24.585	24.585
	ROADS SERVICES	1338	Feeder Road for Horticulture Development	UNCDF	1.950	-	1.950
	ROADS SERVICES	1372	Suspension Bridge Programme, Part 2, Phase IV	SDC	8.156	4.612	12.768
	ROADS SERVICES	1384	TA to Rural Access Project	SNV	-	2.365	2.365
	URBAN DEV. & HOUSING SERVICES	1136	Urban Dev. Sector Programme Support	DANIDA	11.884	-	11.884
<b>MINISTRY OF COMMUNICATIONS Total</b>					<b>44.613</b>	<b>145.869</b>	<b>190.482</b>
DZONGKHAG ADMINISTRATION, CHHUKHA		1367	Assistance for Flood Affected Areas	FAO	0.361	-	0.361
<b>DZONGKHAG ADMINISTRATION, CHHUKHA Total</b>					<b>0.361</b>	-	<b>0.361</b>
DZONGKHAG ADMINISTRATION, PARO		913	Rural Community Water Supply	UNICEF	0.218	-	0.218
DZONGKHAG ADMINISTRATION, PARO		1359	Swiss Support to Taktsang Monastery	SDC	0.088	-	0.088
DZONGKHAG ADMINISTRATION, PARO		1366	Telefood Project on Bee keeping	FAO	0.430	-	0.430
		1454	School-based Water, Sanitation & Hygine Prog.	UNICEF	0.015	-	0.015
<b>DZONGKHAG ADMINISTRATION, PARO Total</b>					<b>0.750</b>	-	<b>0.750</b>
DZONGKHAG ADMINISTRATION, SAMTSE		1282	Emergency Flood Relief	MAD	-0.023	-	-0.023
<b>DZONGKHAG ADMINISTRATION, SAMTSE Total</b>					<b>-0.023</b>	-	<b>-0.023</b>
DZONGKHAG ADMINISTRATION, DAGANA		153	Maternal & Child Health Care	UNICEF	-0.040	-	-0.040
<b>DZONGKHAG ADMINISTRATION, DAGANA Total</b>					<b>-0.040</b>	-	<b>-0.040</b>
DZONGKHAG ADMINISTRATION, BUMTHANG		909	Maternal and Child Health	UNICEF	-0.012	-	-0.012
		1178	RNR Extension Program Bumthang/Trongsa II	HELVETAS	0.600	0.319	0.919
		1381	Trig.in Architectural Consort.& Rep.of H.Blg	AHF	2.044	-	2.044
<b>DZONGKHAG ADMINISTRATION, BUMTHANG Total</b>					<b>2.632</b>	<b>0.319</b>	<b>2.951</b>
DZONGKHAG ADMINISTRATION, SARPANG		1367	Assistance for Flood Affected Areas	FAO	0.846	-	0.846
<b>DZONGKHAG ADMINISTRATION, SARPANG Total</b>					<b>0.846</b>	-	<b>0.846</b>
DZONGKHAG ADMINISTRATION, ZHEMGANG		912	Environmental Sanitation	UNICEF	-0.027	-	-0.027

<b>Table J.2: INTERNATIONAL ASSISTANCE (GRANTS) RECEIVED DURING THE FY 2001-2002: BY SPENDING AGENCY.</b>							
							(Nu. in millions)
ADMINISTRATIVE UNIT	PRNAME	PROGRAM	PROJECT	DONOR	CASH	KIND	TOTAL
		1232	ISDP Zhemgang Phase II	NET SDA	3.200	21.113	24.313
		1367	Assistance for Flood Affected Areas	FAO	0.347	-	0.347
<b>DZONGKHAG ADMINISTRATION, ZHEMGANG Total</b>					<b>3.520</b>	<b>21.113</b>	<b>24.633</b>
DZONGKHAG ADMINISTRATION, TRONGSA		297	Water & Sanitn. for Rural P.Schls.,BHU & MS	UNICEF	-0.001	-	-0.001
		913	Rural Community Water Supply	UNICEF	-0.037	-	-0.037
		1007	Small Grants Programme	UNDP	0.484	-	0.484
		1178	RNR Extension Program Bumthang/Trongsa II	HELVETAS	0.700	-	0.700
		1345	Renovation of Trongsa Dzong, Phase II	AUSTRIAN	22.951	-	22.951
<b>DZONGKHAG ADMINISTRATION, TRONGSA Total</b>					<b>24.098</b>	<b>-</b>	<b>24.098</b>
DZONGKHAG ADMINISTRATION, LHUENTSE		912	Environmental Sanitation	UNICEF	-0.030	-	-0.030
		1193	Reproductive Health Services	UNFPA	0.146	-	0.146
		1367	Assistance for Flood Affected Areas	FAO	0.316	-	0.316
<b>DZONGKHAG ADMINISTRATION, LHUENTSE Total</b>					<b>0.433</b>	<b>-</b>	<b>0.433</b>
DZONGKHAG ADMINISTRATION, MONGAR		912	Environmental Sanitation	UNICEF	-0.115	-	-0.115
		1136	Urban Dev. Sector Programme Support	DANIDA	9.000	-	9.000
<b>DZONGKHAG ADMINISTRATION, MONGAR Total</b>					<b>8.885</b>	<b>-</b>	<b>8.885</b>
DZONGKHAG ADMINISTRATION, P/GATSHEL		912	Environmental Sanitation	UNICEF	-0.001	-	-0.001
<b>DZONGKHAG ADMINISTRATION, P/GATSHEL Total</b>					<b>-0.001</b>	<b>-</b>	<b>-0.001</b>
DZONGKHAG ADMINISTRATION, S/JONGKHAR		1367	Assistance for Flood Affected Areas	FAO	0.084	-	0.084
<b>DZONGKHAG ADMINISTRATION, S/JONGKHAR Total</b>					<b>0.084</b>	<b>-</b>	<b>0.084</b>
DZONGKHAG ADMINISTRATION, TRASHIGANG		912	Environmental Sanitation	UNICEF	-0.035	-	-0.035
		1193	Reproductive Health Services	UNFPA	0.066	-	0.066
		1367	Assistance for Flood Affected Areas	FAO	0.504	-	0.504
<b>DZONGKHAG ADMINISTRATION, TRASHIGANG Total</b>					<b>0.535</b>	<b>-</b>	<b>0.535</b>
DZONGKHAG ADMINISTRATION, THIMPHU		912	Environmental Sanitation	UNICEF	0.022	-	0.022
		913	Rural Community Water Supply	UNICEF	0.251	-	0.251
		1007	Small Grants Programme	UNDP	0.067	-	0.067
		1454	School-based Water, Sanitation & Hygiene Prog.	UNICEF	0.017	-	0.017
<b>DZONGKHAG ADMINISTRATION, THIMPHU Total</b>					<b>0.358</b>	<b>-</b>	<b>0.358</b>
DZONGKHAG ADMINISTRATION, GASA		1007	Small Grants Programme	UNDP	0.951	-	0.951
<b>DZONGKHAG ADMINISTRATION, GASA Total</b>					<b>0.951</b>	<b>-</b>	<b>0.951</b>
DZONGKHAG ADMINISTRATION, T/YANGTSE		912	Environmental Sanitation	UNICEF	-0.012	-	-0.012
		913	Rural Community Water Supply	UNICEF	-0.025	-	-0.025
<b>DZONGKHAG ADMINISTRATION, T/YANGTSE Total</b>					<b>-0.037</b>	<b>-</b>	<b>-0.037</b>
GOI PROGRAMME GRANTS		0		GOI	800.000	-	800.000
<b>GOI PROGRAMME GRANTS Total</b>					<b>800.000</b>	<b>-</b>	<b>800.000</b>
<b>Grand Total</b>					<b>3346.719</b>	<b>401.796</b>	<b>3748.515</b>
Source: (i) Cash - DBA and DADM							
(ii) Kind - DADM and SAs							


**Table E5: INTERNATIONAL ASSISTANCE (LOAN) RECEIVED DURING FY 2001-2002: BY LENDER**

(Nu. in millions)


LENDER	ADMINISTRATIVE UNIT	PROJECT NAME	CASH	KIND	TOTAL
ADB	MINISTRY OF COMMUNICATIONS	Road Improvement Project	000.130	017.964	018.094
	MINISTRY OF COMMUNICATIONS	Urban Infrastructure Development Project	064.227	031.484	095.711
	MINISTRY OF FINANCE	Development Loan Project	076.123	-	076.123
	MINISTRY OF HEALTH & EDUCATION	Health Care Reforms Project	-	246.263	246.263
	MINISTRY OF TRADE AND INDUSTRY	Sustainable Rural Electrification Project	-	264.066	264.066
	NATIONAL TECHNICAL TRNG. AUTHORITY	Basic Skills Development Project	002.504	-	002.504
<b>Total of ADB</b>			<b>142.984</b>	<b>559.777</b>	<b>702.761</b>
AUSTRIAN	MINISTRY OF TRADE AND INDUSTRY	Basochu Hydro Power Project (Phase I)	016.132	027.278	043.410
	MINISTRY OF TRADE AND INDUSTRY	Basochu Hydro Power Project (Phase II)	-	374.153	374.153
<b>Total of AUSTRIAN</b>			<b>016.132</b>	<b>401.431</b>	<b>417.563</b>
GOI	MINISTRY OF FINANCE	Kurichhu Hydro-Power Project	119.980	-	119.980
<b>Total of GOI</b>			<b>119.980</b>	<b>-</b>	<b>119.980</b>
IFAD	MINISTRY OF AGRICULTURE	Second Eastern Zone Agriculture Project	066.936	-	066.936
<b>Total of IFAD</b>			<b>066.936</b>	<b>-</b>	<b>066.936</b>
W/BANK	MINISTRY OF AGRICULTURE	Third Forestry Development Project	045.034	004.933	049.967
	MINISTRY OF COMMUNICATIONS	Rural Access Project	052.899	-	052.899
	MINISTRY OF COMMUNICATIONS	Urban Development Project	045.349	-	045.349
	MINISTRY OF HEALTH & EDUCATION	Second Education Project	151.492	-	151.492
<b>Total of W/BANK</b>			<b>294.773</b>	<b>004.933</b>	<b>299.706</b>
<b>Grand Total</b>			<b>640.805</b>	<b>966.141</b>	<b>1606.946</b>
of which KHPP =			119.980		119.980

Source: (i) Cash - DBA and DADM

(ii) Kind - DADM and SAs







**EXPENDITURE SUMMARY BY IMF FUNCTIONAL CLASSIFICATION FOR THE FISCAL YEAR 2001-2002**

(Nu.in Millions)

CLASS CODE	AU	AU ABBR.	PR	NAME	EXPENDITURE					FINANCING			TOTAL	%	
					CURRENT	CAPITAL	LENDING	REPAY	TOTAL	RGOB	EXTERNAL				
											GRANT	LOAN			TOTAL
01				General Public Services											
01				General Public Services											
01.1	103.01	RAC	01	GENERAL ADMINISTRATION & ADVISORY SERVICES	9.835	1.919			11.754	9.899	1.855		1.855	11.754	0.11
				Exec./Legis. Organs, Fin./External Affairs											
	101.01	HM/SECT	01	GENERAL ADMINISTRATION & DIRECTION SERVICES	12.366	0.686			13.052	13.052				13.052	0.13
	102.01	NAB	01	ASSEMBLY MANAGEMENT & DIRECTION SERVICES	13.382	5.239			18.620	15.458	3.162		3.162	18.620	0.18
	104.01	CRA	01	CENTRAL MONASTIC SECRETARIAT SERVICES	16.749	13.132			29.880	26.532	3.348		3.348	29.880	0.29
	104.01	CRA	02	MONK BODY (RABDEY) DIRECTION SERVICES	102.024	1.550			103.574	103.574				103.574	1.01
	107.01	PCS	01	PLANNING DIRECTION & POLICY SERVICES	12.286	9.764			22.050	10.245	11.805		11.805	22.050	0.22
	108.01	AUDIT	01	AUDIT MANAGEMENT & DIRECTION SERVICES	29.894	9.911			39.805	31.759	8.045		8.045	39.805	0.39
	109.01	RCSC	01	CIVIL SERVICE MANAGEMENT & POLICY SERVICES	9.951	120.281			130.233	27.228	103.005		103.005	130.233	1.27
	112.01	DDC	01	DZONGKHA DEVELOPMENT & DIRECTION SERVICES	9.966	13.905			23.871	8.386	15.485		15.485	23.871	0.23
	114.01	NEC	01	ENVIRONMENTAL DIR. AND POLICY SERVICES	10.005	14.314			24.319	4.875	19.444		19.444	24.319	0.24
	116.01	CBS	01	CBS ADMN & COORDINATION SERVICES	4.296	1.180			5.476	1.010	4.466		4.466	5.476	0.05
	118.01	CS	01	CABINET SECRETARIAT DIRECTION SERVICES	2.663	0.091			2.754	2.754				2.754	0.03
	119.01	NEB	01	NEB MANAGEMENT & DIRECTION SERVICES	6.400	1.507			7.906	7.349	0.557		0.557	7.906	0.08
	120.01	DLA	01	LEGAL AFFAIRS DIRECTION SERVICES	6.829	5.291			12.120	8.410	3.710		3.710	12.120	0.12
	201.01	MOHA	01	HOME AFFAIRS DIRECTION & POLICY SERVICES	27.843	4.960			32.803	32.160	0.643		0.643	32.803	0.32
	202.01	MOF	04	COMMON PUBLIC EXPENDITURES	269.789	380.048	118.762		768.600	428.188	220.432	119.980	340.412	768.600	7.51
	202.01	MOF	03	REVENUE & CUSTOMS SERVICES	56.909	18.336			75.245	58.732	16.513		16.513	75.245	0.73
	202.01	MOF	01	MOF DIRECTION & POLICY SERVICES	110.158	56.762			166.920	152.246	14.674		14.674	166.920	1.63
	202.01	MOF	06	AID & DEBT MANAGEMENT SERVICES	84.624	13.001	130.490	210.290	438.405	334.018	13.897	90.490	104.387	438.405	4.28
	202.01	MOF	05	NATIONAL PROPERTY SERVICES	23.710	3.687			27.398	27.398				27.398	0.27
	202.01	MOF	02	BUDGET AND ACCOUNTS SERVICES	6.679	0.697			7.376	7.376				7.376	0.07
	203.01	FOREIGN	01	FOREIGN AFFAIRS DIRECTION & POLICY SERVICES	46.920	1.168			48.089	48.089				48.089	0.47
	204.01	MHE	01	MHE DIRECTION AND POLICY SERVICES	19.881	0.706			20.587	20.587				20.587	0.20
	205.01	MOA	01	RNR DIRECTION & POLICY SERVICES	61.964	44.845			106.810	62.879	43.930		43.930	106.810	1.04
	206.01	MTI	01	TRADE & INDUSTRY DIRECTION & POLICY SERVICES	18.573	11.019			29.592	19.399	10.194		10.194	29.592	0.29
	207.01	MOC	01	COMMUNICATIONS DIRECTION & POLICY SERVICES	26.506	4.038			30.544	30.544				30.544	0.30
	401.01	CHHUKHA	01	DIRECTION SERVICES	18.041	9.619			27.659	27.659				27.659	0.27
	402.01	HA	01	DIRECTION SERVICES	6.618	6.784			13.403	13.403				13.403	0.13
	403.01	PARO	01	DIRECTION SERVICES	16.434	21.226			37.660	37.660				37.660	0.37
	404.01	SAMTSE	01	DIRECTION SERVICES	13.489	1.928			15.417	15.417				15.417	0.15
	405.01	TSIRANG	01	DIRECTION SERVICES	7.927	5.449			13.376	13.376				13.376	0.13
	406.01	DAGANA	01	DIRECTION SERVICES	6.751				6.751	6.751				6.751	0.07
	407.01	PUNAKHA	01	DIRECTION SERVICES	11.448	1.834			13.282	13.282				13.282	0.13
	408.01	WANGDI	01	DIRECTION SERVICES	10.206	1.400			11.607	10.902	0.705		0.705	11.607	0.11
	409.01	BUMTHANG	01	DIRECTION SERVICES	7.739	1.948			9.687	9.687				9.687	0.09
	410.01	SARPANG	01	DIRECTION SERVICES	16.458	2.762			19.220	19.220				19.220	0.19
	411.01	ZHEMGANG	01	DIRECTION SERVICES	12.021	23.701			35.722	14.439	21.283		21.283	35.722	0.35
	412.01	TRONGSA	01	DIRECTION SERVICES	8.687	13.162			21.849	11.718	10.131		10.131	21.849	0.21

**EXPENDITURE SUMMARY BY IMF FUNCTIONAL CLASSIFICATION FOR THE FISCAL YEAR 2001-2002**

(Nu.in Millions)

CLASS CODE	AU	AU ABBR.	PR	NAME	EXPENDITURE					FINANCING			TOTAL	%	
					CURRENT	CAPITAL	LENDING	REPAY	TOTAL	RGOB	EXTERNAL				
											GRANT	LOAN			TOTAL
	413.01	LHUE NTSE	01	DIRECTION SERVICES	7.180	7.240			14.420	14.420			14.420	0.14	
	414.01	MONGAR	01	DIRECTION SERVICES	11.843	3.674			15.517	15.517			15.517	0.15	
	415.01	PEMA	01	DIRECTION SERVICES	6.760	3.535			10.294	10.294			10.294	0.10	
	416.01	S/JKHAR	01	DIRECTION SERVICES	16.684	8.820			25.505	25.505			25.505	0.25	
	417.01	T/GANG	01	DIRECTION SERVICES	16.318	4.605			20.923	20.923			20.923	0.20	
	418.01	THIMPHU	01	DIRECTION SERVICES	18.117	16.445			34.562	34.562			34.562	0.34	
	419.01	GASA	01	DIRECTION SERVICES	4.873	1.172			6.044	6.044			6.044	0.06	
	420.01	TRASHI	01	DIRECTION SERVICES	9.040	7.578			16.618	16.618			16.618	0.16	
01.4				General Services											
	201.01	MOHA	02	SURVEY AND LAND RECORD SERVICES	30.350	4.074			34.424	32.631	1.793		1.793	34.424	0.34
	203.01	FOREIGN	02	FOREIGN RELATIONS ABROAD	149.870	28.203			178.072	178.072			178.072	1.74	
				<b>TOTAL 01</b>	<b>1,407.058</b>	<b>913.193</b>	<b>249.252</b>	<b>210.290</b>	<b>2,779.793</b>	<b>2,040.245</b>	<b>529.078</b>	<b>210.470</b>	<b>739.548</b>	<b>2,779.793</b>	<b>27.15</b>
03				Public Order and Safety Affairs											
03.1	201.01	MOHA	04	ROYAL BHUTAN POLICE SERVICES	330.664	61.668			392.332	380.087	12.245		12.245	392.332	3.83
03.2	106.01	JUDICIAL	01	ADMINISTRATION OF JUSTICE	62.604	15.527			78.131	63.392	14.739		14.739	78.131	0.76
03.4	201.01	MOHA	03	IMMIGRATION AND CENSUS SERVICES	10.889	1.034			11.924	11.847	0.076		0.076	11.924	0.12
				<b>TOTAL 03</b>	<b>404.158</b>	<b>78.230</b>			<b>482.387</b>	<b>455.327</b>	<b>27.060</b>		<b>27.060</b>	<b>482.387</b>	<b>4.71</b>
04				Education Affairs and Services											
04.4	115.01	RIM	01	MANAGEMENT EDUCATION SERVICES	23.119	6.089			29.208	23.977	5.231		5.231	29.208	0.29
	117.01	NTTA	01	NATIONAL TECHNICAL TRNG AUTHORITY SERVICES	7.259	3.950			11.209	9.365		1.844	1.844	11.209	0.11
	117.01	NTTA	02	INSTITUTIONAL PLANNING & DEVELOPMENT SERVICES	43.719	30.497			74.216	71.030	3.186		3.186	74.216	0.72
04.6	204.01	MHE	02	EDUCATION SERVICES	223.086	240.095			463.181	244.800	87.455	130.926	218.381	463.181	4.52
	401.01	CHHUKHA	02	EDUCATION SERVICES	58.494	16.657			75.151	63.706	11.445		11.445	75.151	0.73
	402.01	HA	02	EDUCATION SERVICES	20.180	6.126			26.306	26.306				26.306	0.26
	403.01	PARO	02	EDUCATION SERVICES	42.349	6.320			48.669	48.669				48.669	0.48
	404.01	SAMTSE	02	EDUCATION SERVICES	25.602	10.834			36.436	31.594	4.842		4.842	36.436	0.36
	405.01	TSIRANG	02	EDUCATION SERVICES	12.521	8.875			21.396	16.901	4.495		4.495	21.396	0.21
	406.01	DAGANA	02	EDUCATION SERVICES	13.295	12.349			25.644	25.644				25.644	0.25
	407.01	PUNAKHA	02	EDUCATION SERVICES	25.036	1.881			26.918	26.918				26.918	0.26
	408.01	WANGDI	02	EDUCATION SERVICES	29.436	7.492			36.927	34.467	2.460		2.460	36.927	0.36
	409.01	BUMTHANG	02	EDUCATION SERVICES	21.678	3.780			25.458	25.458				25.458	0.25
	410.01	SARPANG	02	EDUCATION SERVICES	27.512	14.281			41.793	32.552	9.241		9.241	41.793	0.41
	411.01	ZHEMGANG	02	EDUCATION SERVICES	30.479	25.113			55.591	51.549	4.042		4.042	55.591	0.54
	412.01	TRONGSA	02	EDUCATION SERVICES	18.203	4.359			22.562	21.229	1.334		1.334	22.562	0.22
	413.01	LHUE NTSE	02	EDUCATION SERVICES	18.845	6.489			25.334	23.270	2.063		2.063	25.334	0.25
	414.01	MONGAR	02	EDUCATION SERVICES	43.436	22.524			65.959	55.386	10.573		10.573	65.959	0.64

**EXPENDITURE SUMMARY BY IMF FUNCTIONAL CLASSIFICATION FOR THE FISCAL YEAR 2001-2002**

(Nu.in Millions)

CLASS CODE	AU	AU ABBR.	PR	NAME	EXPENDITURE					FINANCING			TOTAL	%	
					CURRENT	CAPITAL	LENDING	REPAY	TOTAL	RGOB	EXTERNAL				
											GRANT	LOAN			TOTAL
	415.01	PEMA	02	EDUCATION SERVICES	22.046	10.483			32.529	32.529				32.529	0.32
	416.01	S/JKHAR	02	EDUCATION SERVICES	30.455	6.880			37.335	37.335				37.335	0.36
	417.01	T/GANG	02	EDUCATION SERVICES	67.748	15.215			82.963	77.041	5.923		5.923	82.963	0.81
	418.01	THIMPHU	02	EDUCATION SERVICES	99.762	29.611			129.373	118.409	10.964		10.964	129.373	1.26
	419.01	GASA	02	EDUCATION SERVICES	4.538	2.114			6.652	6.652				6.652	0.06
	420.01	TRASHI	02	EDUCATION SERVICES	21.337	11.850			33.187	33.187				33.187	0.32
				<b>TOTAL 04</b>	<b>930.133</b>	<b>503.864</b>			<b>1,433.997</b>	<b>1,137.973</b>	<b>163.254</b>	<b>132.770</b>	<b>296.024</b>	<b>1,433.997</b>	14.00
05				Health Affairs and Services											
05.6				Health Affairs and Services N.E.C.											
	204.01	MHE	03	HEALTH SERVICES	373.624	556.473			930.097	365.626	318.209	246.263	564.471	930.097	9.08
	401.01	CHHUKHA	03	HEALTH SERVICES	17.558	0.503			18.061	18.061				18.061	0.18
	402.01	HA	03	HEALTH SERVICES	4.623	0.216			4.839	4.839				4.839	0.05
	403.01	PARO	03	HEALTH SERVICES	8.556	0.663			9.219	9.204	0.015		0.015	9.219	0.09
	404.01	SAMTSE	03	HEALTH SERVICES	13.131	2.523			15.654	15.369	0.285		0.285	15.654	0.15
	405.01	TSIRANG	03	HEALTH SERVICES	6.926	1.159			8.085	8.085				8.085	0.08
	406.01	DAGANA	03	HEALTH SERVICES	3.955	0.321			4.276	4.044	0.232		0.232	4.276	0.04
	407.01	PUNAKHA	03	HEALTH SERVICES	7.765	2.078			9.843	9.843				9.843	0.10
	408.01	WANGDI	03	HEALTH SERVICES	7.757	1.888			9.645	8.145	1.500		1.500	9.645	0.09
	409.01	BUMTHANG	03	HEALTH SERVICES	6.581	0.110			6.690	6.690				6.690	0.07
	410.01	SARPANG	03	HEALTH SERVICES	19.122	1.439			20.560	20.560				20.560	0.20
	411.01	ZHEMGANG	03	HEALTH SERVICES	15.063	10.166			25.229	16.051	9.178		9.178	25.229	0.25
	412.01	TRONGSA	03	HEALTH SERVICES	6.454	0.330			6.784	6.784				6.784	0.07
	413.01	LHUEMSE	03	HEALTH SERVICES	8.823	2.221			11.044	10.238	0.806		0.806	11.044	0.11
	414.01	MONGAR	03	HEALTH SERVICES	8.165	0.437			8.602	8.602				8.602	0.08
	415.01	PEMA	03	HEALTH SERVICES	5.946	0.687			6.633	6.633				6.633	0.06
	416.01	S/JKHAR	03	HEALTH SERVICES	13.892	1.788			15.680	15.680				15.680	0.15
	417.01	T/GANG	03	HEALTH SERVICES	12.343	2.196			14.539	13.063	1.476		1.476	14.539	0.14
	418.01	THIMPHU	03	HEALTH SERVICES	3.839	0.166			4.006	3.989	0.017		0.017	4.006	0.04
	419.01	GASA	03	HEALTH SERVICES	1.758	4.037			5.795	1.758	4.037		4.037	5.795	0.06
	420.01	TRASHI	03	HEALTH SERVICES	7.046	0.435			7.481	7.481				7.481	0.07
				<b>TOTAL 05</b>	<b>552.929</b>	<b>589.834</b>			<b>1,142.763</b>	<b>560.746</b>	<b>335.755</b>	<b>246.263</b>	<b>582.017</b>	<b>1,142.763</b>	11.16
07				Housing and Community Amenity Affairs & Serv.											
07.5				Housing and Comm. Amenity Aff. & Serv. N.E.C.											
	207.01	MOC	07	URBAN DEVELOPMENT AND HOUSING SERVICES	28.563	262.296			290.859	129.278	46.735	114.846	161.581	290.859	2.84
	401.01	CHHUKHA	09	URBAN DEVELOPMENT AND HOUSING SERVICES	1.388	2.570			3.959	3.959				3.959	0.04
	402.01	HA	09	URBAN DEVELOPMENT AND HOUSING SERVICES	0.274	1.983			2.257	2.257				2.257	0.02
	403.01	PARO	09	URBAN DEVELOPMENT AND HOUSING SERVICES	1.678	0.912			2.590	2.590				2.590	0.03
	404.01	SAMTSE	09	URBAN DEVELOPMENT AND HOUSING SERVICES	0.536	2.177			2.713	2.611	0.102		0.102	2.713	0.03
	405.01	TSIRANG	09	URBAN DEVELOPMENT AND HOUSING SERVICES	0.287	3.103			3.390	3.390				3.390	0.03
	406.01	DAGANA	09	URBAN DEVELOPMENT AND HOUSING SERVICES	0.103	1.799			1.902	1.902				1.902	0.02
	407.01	PUNAKHA	09	URBAN DEVELOPMENT AND HOUSING SERVICES	1.266	2.662			3.929	3.929				3.929	0.04

**EXPENDITURE SUMMARY BY IMF FUNCTIONAL CLASSIFICATION FOR THE FISCAL YEAR 2001-2002**

(Nu.in Millions)

CLASS CODE	AU	AU ABBR.	PR	NAME	EXPENDITURE					FINANCING			TOTAL	%	
					CURRENT	CAPITAL	LENDING	REPAY	TOTAL	RGOB	EXTERNAL				
											GRANT	LOAN			TOTAL
	408.01	WANGDI	09	URBAN DEVELOPMENT AND HOUSING SERVICES	0.685	8.602			9.286	9.286				9.286	0.09
	409.01	BUMTHANG	09	URBAN DEVELOPMENT AND HOUSING SERVICES	0.871				0.871	0.871				0.871	0.01
	410.01	SARPANG	09	URBAN DEVELOPMENT AND HOUSING SERVICES	3.382	2.489			5.871	5.871				5.871	0.06
	411.01	ZHEMGANG	09	URBAN DEVELOPMENT AND HOUSING SERVICES	0.523				0.523	0.523				0.523	0.01
	412.01	TRONGSA	09	URBAN DEVELOPMENT AND HOUSING SERVICES	1.142				1.142	1.142				1.142	0.01
	413.01	LHUENTSE	09	URBAN DEVELOPMENT AND HOUSING SERVICES	0.474	0.074			0.548	0.548				0.548	0.01
	414.01	MONGAR	09	URBAN DEVELOPMENT AND HOUSING SERVICES	1.650	0.440			2.090	2.090				2.090	0.02
	415.01	PEMA	09	URBAN DEVELOPMENT AND HOUSING SERVICES	0.068	0.372			0.440	0.440				0.440	0.00
	416.01	S/JKHAR	09	URBAN DEVELOPMENT AND HOUSING SERVICES	3.057	2.017			5.074	5.074				5.074	0.05
	417.01	T/GANG	09	URBAN DEVELOPMENT AND HOUSING SERVICES	0.968	1.802			2.771	2.771				2.771	0.03
	419.01	GASA	09	URBAN DEVELOPMENT AND HOUSING SERVICES	0.038				0.038	0.038				0.038	0.00
	420.01	TRASHI	09	URBAN DEVELOPMENT AND HOUSING SERVICES	0.511	0.008			0.519	0.519				0.519	0.01
				<b>TOTAL 07</b>	<b>47.464</b>	<b>293.306</b>			<b>340.770</b>	<b>179.087</b>	<b>46.837</b>	<b>114.846</b>	<b>161.683</b>	<b>340.770</b>	<b>3.33</b>
08				Recreation, Culture, & Relig. Aff. & Serv.											
08				Recreation, Culture, & Relig. Aff. & Serv.											
	105.01	NCCA	01	CULTURAL MANAGEMENT & DIRECTION SERVICES	30.911	19.282			50.193	43.350	6.843		6.843	50.193	0.49
	111.01	BOC	01	SPORTS DEVELOPMENT & DIRECTION SERVICES	23.159	2.967			26.125	24.444	1.681		1.681	26.125	0.26
	401.01	CHHUKHA	10	RELIGION AND CULTURAL SERVICES	0.327	1.421			1.747	1.747				1.747	0.02
	402.01	HA	10	RELIGION AND CULTURAL SERVICES	0.320	2.623			2.942	2.942				2.942	0.03
	403.01	PARO	10	RELIGION AND CULTURAL SERVICES	0.698	5.091			5.789	5.789				5.789	0.06
	404.01	SAMTSE	10	RELIGION AND CULTURAL SERVICES	0.648	6.800			7.448	7.448				7.448	0.07
	405.01	TSIRANG	10	RELIGION AND CULTURAL SERVICES	0.179	3.197			3.377	3.377				3.377	0.03
	406.01	DAGANA	10	RELIGION AND CULTURAL SERVICES	0.177	1.380			1.557	1.557				1.557	0.02
	407.01	PUNAKHA	10	RELIGION AND CULTURAL SERVICES	1.133	1.437			2.571	2.571				2.571	0.03
	408.01	WANGDI	10	RELIGION AND CULTURAL SERVICES	2.299	2.019			4.317	4.317				4.317	0.04
	409.01	BUMTHANG	10	RELIGION AND CULTURAL SERVICES	0.918	6.717			7.635	7.635				7.635	0.07
	410.01	SARPANG	10	RELIGION AND CULTURAL SERVICES	0.584	5.661			6.245	6.245				6.245	0.06
	411.01	ZHEMGANG	10	RELIGION AND CULTURAL SERVICES	0.308	4.873			5.181	5.181				5.181	0.05
	412.01	TRONGSA	10	RELIGION AND CULTURAL SERVICES	0.565	2.217			2.782	2.782				2.782	0.03
	413.01	LHUENTSE	10	RELIGION AND CULTURAL SERVICES	0.242	1.439			1.681	1.681				1.681	0.02
	414.01	MONGAR	10	RELIGION AND CULTURAL SERVICES	0.404	13.583			13.988	13.988				13.988	0.14
	415.01	PEMA	10	RELIGION AND CULTURAL SERVICES	0.215	2.763			2.978	2.978				2.978	0.03
	416.01	S/JKHAR	10	RELIGION AND CULTURAL SERVICES	0.309	6.860			7.169	7.169				7.169	0.07
	417.01	T/GANG	10	RELIGION AND CULTURAL SERVICES	0.478	5.111			5.589	5.589				5.589	0.05
	418.01	THIMPHU	10	RELIGION AND CULTURAL SERVICES	0.629	9.395			10.024	10.024				10.024	0.10
	419.01	GASA	10	RELIGION AND CULTURAL SERVICES	0.176	0.401			0.576	0.576				0.576	0.01
	420.01	TRASHI	10	RELIGION AND CULTURAL SERVICES	0.426	13.296			13.722	13.722				13.722	0.13
				<b>TOTAL 08</b>	<b>65.103</b>	<b>118.534</b>			<b>183.637</b>	<b>175.112</b>	<b>8.524</b>		<b>8.524</b>	<b>183.637</b>	<b>1.79</b>
09				Fuel and Energy Affairs and Services											
09.2				Electricity and Other Energy Sources											
	206.01	MTI	04	POWER SERVICES	299.248	1,471.505			1,770.753	509.226	596.029	665.498	1,261.527	1,770.753	17.29

**EXPENDITURE SUMMARY BY IMF FUNCTIONAL CLASSIFICATION FOR THE FISCAL YEAR 2001-2002**

(Nu.in Millions)

CLASS CODE	AU	AU ABBR.	PR	NAME	EXPENDITURE					FINANCING			TOTAL	%	
					CURRENT	CAPITAL	LENDING	REPAY	TOTAL	RGOB	EXTERNAL				
											GRANT	LOAN			TOTAL
	402.01	HA	08	POWER SERVICES	3.995	3.869			7.864	4.029	3.834		3.834	7.864	0.08
	404.01	SAMTSE	08	POWER SERVICES	2.549	3.734			6.283	6.283				6.283	0.06
	405.01	TSIRANG	08	POWER SERVICES	0.972	0.148			1.120	1.120				1.120	0.01
	406.01	DAGANA	08	POWER SERVICES	0.891	0.231			1.122	1.122				1.122	0.01
	410.01	SARPANG	08	POWER SERVICES	14.349	10.586			24.935	24.935				24.935	0.24
	411.01	ZHEMGANG	08	POWER SERVICES	1.702	0.805			2.508	2.395	0.113		0.113	2.508	0.02
	413.01	LHUENTSE	08	POWER SERVICES	0.199	0.120			0.319	0.319				0.319	0.00
	416.01	S/JKHAR	08	POWER SERVICES	9.681	10.520			20.201	9.766	10.435		10.435	20.201	0.20
				<b>TOTAL 09</b>	<b>333.587</b>	<b>1,501.519</b>			<b>1,835.106</b>	<b>559.196</b>	<b>610.412</b>	<b>665.498</b>	<b>1,275.910</b>	<b>1,835.106</b>	<b>17.92</b>
10				Agriculture/Forestry/Fish./Hunt. Aff. & Serv.											
10.1				Agriculture Affairs and Services											
	205.01	MOA	02	RESEARCH AND DEVELOPMENT SERVICES	155.201	150.177			305.378	142.035	95.525	67.818	163.343	305.378	2.98
	401.01	CHHUKHA	05	RESEARCH AND DEVELOPMENT SERVICES	4.331	5.780			10.111	6.626	3.485		3.485	10.111	0.10
	402.01	HA	05	RESEARCH AND DEVELOPMENT SERVICES	2.482	1.537			4.019	2.374	1.644		1.644	4.019	0.04
	403.01	PARO	05	RESEARCH AND DEVELOPMENT SERVICES	3.626	7.596			11.222	6.581	4.641		4.641	11.222	0.11
	404.01	SAMTSE	05	RESEARCH AND DEVELOPMENT SERVICES	1.274	1.282			2.556	2.556				2.556	0.02
	405.01	TSIRANG	05	RESEARCH AND DEVELOPMENT SERVICES	2.529	0.532			3.061	3.061				3.061	0.03
	406.01	DAGANA	05	RESEARCH AND DEVELOPMENT SERVICES	2.193	0.482			2.675	2.675				2.675	0.03
	407.01	PUNAKHA	05	RESEARCH AND DEVELOPMENT SERVICES	3.644	0.104			3.747	3.741	0.006		0.006	3.747	0.04
	408.01	WANGDI	05	RESEARCH AND DEVELOPMENT SERVICES	5.401	0.797			6.197	6.197				6.197	0.06
	409.01	BUMTHANG	05	RESEARCH AND DEVELOPMENT SERVICES	2.673	0.834			3.507	2.574	0.932		0.932	3.507	0.03
	410.01	SARPANG	05	RESEARCH AND DEVELOPMENT SERVICES	3.364	4.570			7.935	7.431	0.504		0.504	7.935	0.08
	411.01	ZHEMGANG	05	RESEARCH AND DEVELOPMENT SERVICES	4.291	3.865			8.156	6.466	1.690		1.690	8.156	0.08
	412.01	TRONGSA	05	RESEARCH AND DEVELOPMENT SERVICES	2.780	0.626			3.406	2.639	0.766		0.766	3.406	0.03
	418.01	THIMPHU	05	RESEARCH AND DEVELOPMENT SERVICES	3.635	2.042			5.677	4.956	0.722		0.722	5.677	0.06
	419.01	GASA	05	RESEARCH AND DEVELOPMENT SERVICES	1.170	0.292			1.462	1.462				1.462	0.01
10.2				Forestry Affairs and Services											
	205.01	MOA	04	FORESTRY SERVICES	145.959	129.780			275.739	135.798	83.419	56.522	139.941	275.739	2.69
	401.01	CHHUKHA	07	FORESTRY SERVICES	1.180	0.135			1.315	1.098	0.217		0.217	1.315	0.01
	402.01	HA	07	FORESTRY SERVICES	0.781	0.112			0.893	0.781	0.112		0.112	0.893	0.01
	403.01	PARO	07	FORESTRY SERVICES	1.457	0.215			1.672	1.364	0.308		0.308	1.672	0.02
	404.01	SAMTSE	07	FORESTRY SERVICES	0.958	0.079			1.038	1.038				1.038	0.01
	405.01	TSIRANG	07	FORESTRY SERVICES	0.823	0.463			1.286	1.286				1.286	0.01
	406.01	DAGANA	07	FORESTRY SERVICES	0.655	0.191			0.845	0.845				0.845	0.01
	407.01	PUNAKHA	07	FORESTRY SERVICES	0.943	0.204			1.147	1.147				1.147	0.01
	408.01	WANGDI	07	FORESTRY SERVICES	1.059	0.114			1.173	1.173				1.173	0.01
	409.01	BUMTHANG	07	FORESTRY SERVICES	0.753	0.443			1.196	0.920	0.276		0.276	1.196	0.01
	410.01	SARPANG	07	FORESTRY SERVICES	0.995	0.334			1.330	1.330				1.330	0.01
	411.01	ZHEMGANG	07	FORESTRY SERVICES	1.464	0.454			1.918	1.520	0.398		0.398	1.918	0.02
	412.01	TRONGSA	07	FORESTRY SERVICES	1.019	0.383			1.402	1.110	0.291		0.291	1.402	0.01
	413.01	LHUENTSE	07	FORESTRY SERVICES	0.850				0.850	0.850				0.850	0.01

**EXPENDITURE SUMMARY BY IMF FUNCTIONAL CLASSIFICATION FOR THE FISCAL YEAR 2001-2002**

(Nu.in Millions)

CLASS CODE	AU	AU ABBR.	PR	NAME	EXPENDITURE					FINANCING			TOTAL	%		
					CURRENT	CAPITAL	LENDING	REPAY	TOTAL	RGOB	EXTERNAL					
											GRANT	LOAN			TOTAL	
10.5	414.01	MONGAR	07	FORESTRY SERVICES	1.003				1.003	1.003				1.003	0.01	
	415.01	PEMA	07	FORESTRY SERVICES	0.842				0.842	0.842				0.842	0.01	
	416.01	S/JKHAR	07	FORESTRY SERVICES	0.890				0.890	0.890				0.890	0.01	
	417.01	T/GANG	07	FORESTRY SERVICES	1.286				1.286	1.286				1.286	0.01	
	418.01	THIMPHU	07	FORESTRY SERVICES	1.236	0.588			1.824	1.287	0.537		0.537	1.824	0.02	
	419.01	GASA	07	FORESTRY SERVICES	0.318	0.153			0.472	0.472				0.472	0.00	
	420.01	TRASHI	07	FORESTRY SERVICES	0.683	0.064			0.747	0.747				0.747	0.01	
					Ag./Forestry/Fish./Hunt. Aff. & Serv. n.e.c.											
	205.01	MOA	03	AGRICULTURE & LIVESTOCK SUPPORT SERVICES	57.756	98.923			156.679	65.512	91.167		91.167	156.679	1.53	
	401.01	CHHUKHA	06	AGRICULTURE AND LIVESTOCK SERVICES	3.871	0.615			4.487	3.989	0.497		0.497	4.487	0.04	
	402.01	HA	06	AGRICULTURE AND LIVESTOCK SERVICES	2.516	0.673			3.190	2.992	0.197		0.197	3.190	0.03	
	403.01	PARO	06	AGRICULTURE AND LIVESTOCK SERVICES	3.505	0.972			4.477	4.324	0.152		0.152	4.477	0.04	
	404.01	SAMTSE	06	AGRICULTURE AND LIVESTOCK SERVICES	1.897	0.224			2.121	2.121				2.121	0.02	
	405.01	TSIRANG	06	AGRICULTURE AND LIVESTOCK SERVICES	2.106	0.147			2.253	2.253				2.253	0.02	
	406.01	DAGANA	06	AGRICULTURE AND LIVESTOCK SERVICES	1.723	0.036			1.759	1.759				1.759	0.02	
	407.01	PUNAKHA	06	AGRICULTURE AND LIVESTOCK SERVICES	2.874	0.011			2.886	2.886				2.886	0.03	
	408.01	WANGDI	06	AGRICULTURE AND LIVESTOCK SERVICES	4.720	0.094			4.813	4.813				4.813	0.05	
	409.01	BUMTHANG	06	AGRICULTURE AND LIVESTOCK SERVICES	3.438	0.117			3.554	3.451	0.103		0.103	3.554	0.03	
	410.01	SARPANG	06	AGRICULTURE AND LIVESTOCK SERVICES	3.227	0.268			3.495	3.495				3.495	0.03	
	411.01	ZHEMGANG	06	AGRICULTURE AND LIVESTOCK SERVICES	3.057	0.453			3.511	3.257	0.253		0.253	3.511	0.03	
	412.01	TRONGSA	06	AGRICULTURE AND LIVESTOCK SERVICES	3.563	0.893			4.456	3.853	0.603		0.603	4.456	0.04	
	418.01	THIMPHU	06	AGRICULTURE AND LIVESTOCK SERVICES	3.167	2.636			5.803	5.061	0.742		0.742	5.803	0.06	
	419.01	GASA	06	AGRICULTURE AND LIVESTOCK SERVICES	1.622	0.156			1.778	1.778				1.778	0.02	
					<b>TOTAL 10</b>	<b>462.789</b>	<b>420.448</b>			<b>883.237</b>	<b>469.707</b>	<b>289.190</b>	<b>124.340</b>	<b>413.530</b>	<b>883.237</b>	8.63
	11				Mining/Mineral Res./Manu./Const. Aff. & Serv.											
	11.1				Mining and Min. Res. Aff. & Serv. (non-fuel)											
		206.01	MTI	03	GEOLOGY AND MINES SERVICES	21.658	3.742			25.400	25.400				25.400	0.25
11.3				Construction Affairs and Services												
	113.01	PDRP	01	DZONG RENOVATION SERVICES		81.009			81.009	81.009				81.009	0.79	
				<b>TOTAL 11</b>	<b>21.658</b>	<b>84.750</b>			<b>106.408</b>	<b>106.408</b>				<b>106.408</b>	1.04	
12				Transportation and Communication Aff. & Serv												
12.1				Road Transport Affairs and Services												
	207.01	MOC	05	ROADS SERVICES	163.497	738.324			901.821	668.883	161.001	71.937	232.938	901.821	8.81	
	401.01	CHHUKHA	04	ROADS AND BRIDGES SERVICES	0.578	0.434			1.012	1.012				1.012	0.01	
	402.01	HA	04	ROADS AND BRIDGES SERVICES	1.568	0.130			1.698	1.698				1.698	0.02	
	403.01	PARO	04	ROADS AND BRIDGES SERVICES	1.159	0.984			2.142	2.142				2.142	0.02	
	404.01	SAMTSE	04	ROADS AND BRIDGES SERVICES	1.409	0.274			1.683	1.683				1.683	0.02	
	405.01	TSIRANG	04	ROADS AND BRIDGES SERVICES	0.408	0.085			0.493	0.493				0.493	0.00	
	406.01	DAGANA	04	ROADS AND BRIDGES SERVICES	0.967	0.037			1.004	1.004				1.004	0.01	
	407.01	PUNAKHA	04	ROADS AND BRIDGES SERVICES	0.854	0.131			0.985	0.985				0.985	0.01	
	408.01	WANGDI	04	ROADS AND BRIDGES SERVICES	1.412	0.038			1.450	1.450				1.450	0.01	

**EXPENDITURE SUMMARY BY IMF FUNCTIONAL CLASSIFICATION FOR THE FISCAL YEAR 2001-2002**

(Nu.in Millions)

CLASS CODE	AU	AU ABBR.	PR	NAME	EXPENDITURE					FINANCING			TOTAL	%	
					CURRENT	CAPITAL	LENDING	REPAY	TOTAL	RGOB	EXTERNAL				
											GRANT	LOAN			TOTAL
	409.01	BUMTHANG	04	ROADS AND BRIDGES SERVICES	0.841	0.126			0.967	0.967			0.967	0.01	
	410.01	SARPANG	04	ROADS AND BRIDGES SERVICES	1.693	0.424			2.118	2.118			2.118	0.02	
	411.01	ZHEMGANG	04	ROADS AND BRIDGES SERVICES	1.443	0.394			1.837	1.493	0.344		0.344	1.837	0.02
	412.01	TRONGSA	04	ROADS AND BRIDGES SERVICES	0.597	1.776			2.372	0.597	1.776		1.776	2.372	0.02
	413.01	LHUEMSE	04	ROADS AND BRIDGES SERVICES	0.610	0.360			0.969	0.969				0.969	0.01
	414.01	MONGAR	04	ROADS AND BRIDGES SERVICES	0.931	0.036			0.966	0.966				0.966	0.01
	415.01	PEMA	04	ROADS AND BRIDGES SERVICES	1.038	0.049			1.087	1.087				1.087	0.01
	416.01	S/JKHAR	04	ROADS AND BRIDGES SERVICES	0.757	0.194			0.950	0.950				0.950	0.01
	417.01	T/GANG	04	ROADS AND BRIDGES SERVICES	2.952	0.090			3.042	3.042				3.042	0.03
	418.01	THIMPHU	04	ROADS AND BRIDGES SERVICES	1.240				1.240	1.240				1.240	0.01
	419.01	GASA	04	ROADS AND BRIDGES SERVICES	0.702				0.702	0.702				0.702	0.01
	420.01	TRASHI	04	ROADS AND BRIDGES SERVICES	1.548	0.176			1.725	1.725				1.725	0.02
12.4				Air Transport Affairs and Services											
	207.01	MOC	06	CIVIL AVIATION SERVICES	18.197	9.159			27.356	27.356				27.356	0.27
12.6				Transportation Systems Affairs & Serv. N.E.C.											
	207.01	MOC	08	ROAD SAFETY AND TRANSPORT SERVICES	14.360	7.495			21.855	21.855				21.855	0.21
				<b>TOTAL 12</b>	<b>218.760</b>	<b>760.715</b>			<b>979.474</b>	<b>744.417</b>	<b>163.121</b>	<b>71.937</b>	<b>235.058</b>	<b>979.474</b>	<b>9.57</b>
13				Other Economic Affairs and Services											
13.2				Tourism Affairs and Services											
	206.01	MTI	06	TOURISM SERVICES	4.312	1.113			5.425	4.743	0.682		0.682	5.425	0.05
13.6				Other Economic Affairs and Services n.e.c.											
	206.01	MTI	05	INDUSTRY SERVICES	8.415	35.159			43.573	35.741	7.833		7.833	43.573	0.43
	206.01	MTI	02	TRADE SERVICES	11.523	11.887			23.410	23.410				23.410	0.23
				<b>TOTAL 13</b>	<b>24.250</b>	<b>48.158</b>			<b>72.409</b>	<b>63.894</b>	<b>8.514</b>		<b>8.514</b>	<b>72.409</b>	<b>0.71</b>
				<b>TOTAL</b>	<b>4,467.888</b>	<b>5,312.551</b>	<b>249.252</b>	<b>210.290</b>	<b>10,239.982</b>	<b>6,492.112</b>	<b>2,181.747</b>	<b>1,566.123</b>	<b>3,747.870</b>	<b>10,239.982</b>	<b>100.00</b>



**NON-BUDGETARY RELEASES AGAINST UNCASHED CHEQUES OF FY 2001-2002**

(Nu. in Millions)

ACCOUNT NUMBER	ACCOUNT TYPE	REFERENCE NUMBER	DISPATCH DATE	DISP. NO.	AMOUNT
106.01/001	LC				0.027
Total:					<b>0.027</b>
106.01/013	LC				0.001
Total:					<b>0.001</b>
106.01/024	LC				0.002
Total:					<b>0.002</b>
108.01/01	LC	RAA(ACCTTS-01)/2002-2003/1792	07/29/2002	890	0.009
Total:					<b>0.009</b>
109.01/01	LC	RCSC/ACC-LC(02)02-03/138	07/16/2002	472	0.002
Total:					<b>0.002</b>
109.01/01/002/0206	PLC	RCSC/Acc-GOI02-2002/137 dated 03/07/2002	07/16/2002	471	0.036
Total:					<b>0.036</b>
109.01/01/002/1300	PLC		08/05/2002	1139	0.023
109.01/01/002/1300	PLC	RCSC/ACC-DANIDA(01)02-03/564	07/25/2002	797	0.014
Total:					<b>0.037</b>
113.01	PLC	PDR/aCCTS-2/2002-2003/60	09/13/2002	2713	0.019
113.01	PLC	PDR/Accts-2/2002-2003/926		2946	0.002
Total:					<b>0.020</b>
201.01/01	LC				0.002
Total:					<b>0.002</b>
201.01/06	LC				0.002
Total:					<b>0.002</b>
201.01/07	LC				0.004
Total:					<b>0.004</b>
202.01/01	LC	MF/SECT/ACCTS-03/2002-2003/368	08/01/2002	1030	0.220
Total:					<b>0.220</b>
204.01/01	LC	MHE/AFD/02/2002-03/2857	08/26/2002	1891	0.016
204.01/01	LC	MHE/HSB/ACC/02-03/4923	02/26/2003	8282	0.002
Total:					<b>0.017</b>
204.01/15	LC	MHE HSB/ACC.03/2002-2003/2960	09/05/2002	2451	0.000
204.01/15	LC	MHE/HSB/ACC.03/2002-03/4730	09/10/2002	7785	0.004
Total:					<b>0.004</b>
204.01/15.01	PLC	MHE/HSB/ACCTS-03/2002-03/3626	11/19/2002	4836	0.030
Total:					<b>0.030</b>
204.01/15/1271	PLC	MHE/HSB/ACC/03/2002-03/2654	08/09/2002	1328	0.022
Total:					<b>0.022</b>
205.01/01/001/004	LC		12/02/2002	5288	0.003
Total:					<b>0.003</b>
205.01/01/004/001/1122	PLC		09/20/2002	2815	0.137

**NON-BUDGETARY RELEASES AGAINST UNCASHED CHEQUES OF FY 2001-2002**

(Nu. in Millions)

ACCOUNT NUMBER	ACCOUNT TYPE	REFERENCE NUMBER	DISPATCH DATE	DISP. NO.	AMOUNT
Total:					<b>0.137</b>
205.01/16/003/001	LC		07/26/2002	857	0.004
Total:					<b>0.004</b>
205.01/16/005/006	PLC		05/07/2003	10996	0.007
Total:					<b>0.007</b>
205.01/16/005/008	PLC		05/07/2003	10997	-0.007
205.01/16/005/008	PLC		04/08/2003	9705	0.007
Total:					<b>0.000</b>
205.01/16/005/012	PLC		11/07/2002	4525	0.021
Total:					<b>0.021</b>
205.01/17	LC		12/02/2002	5287	0.055
Total:					<b>0.055</b>
205.01/17/002/010	LC	9(NWWFCC)GP/2002-2003/74	08/23/2002	1863	0.001
Total:					<b>0.001</b>
206.01/21	LC		08/08/2002	1298	0.472
206.01/21	LC		08/13/2002	1468	-0.104
206.01/21	LC		10/21/2002	3843	0.237
Total:					<b>0.604</b>
206.01/21/002/016.00/1361	PLC		08/13/2002	1458	0.104
Total:					<b>0.104</b>
207.01/01	LC		08/21/2002	1780	0.004
Total:					<b>0.004</b>
207.01/24	LC		10/14/2002	3655	0.007
Total:					<b>0.007</b>
207.01/24/003	LC		08/21/2002	1778	0.023
Total:					<b>0.023</b>
207.01/24/005	LC		08/21/2002	1777	0.003
Total:					<b>0.003</b>
207.01/24/006	LC		08/21/2002	1776	0.002
207.01/24/006	LC		09/04/2002	2374	0.002
Total:					<b>0.005</b>
207.01/24/011	LC		09/23/2002	2878	0.018
Total:					<b>0.018</b>
207.01/24/012	LC		08/21/2002	1775	0.004
Total:					<b>0.004</b>
207.01/24/012/01	LC		09/04/2002	2366	0.009
Total:					<b>0.009</b>
207.01/25	LC		09/06/2002	4483	0.003
Total:					<b>0.003</b>

**NON-BUDGETARY RELEASES AGAINST UNCASHED CHEQUES OF FY 2001-2002**

(Nu. in Millions)

ACCOUNT NUMBER	ACCOUNT TYPE	REFERENCE NUMBER	DISPATCH DATE	DISP. NO.	AMOUNT
207.01/26/005/1164	PLC		09/10/2002	2608	0.106
Total:					<b>0.106</b>
401.01	LC	KH/ACCTS-2/2002-2003/458	08/13/2002	1380	0.027
401.01	LC	KH/Accts-01/2002-03/1797	11/22/2002	4997	0.434
Total:					<b>0.461</b>
402.01	LC				0.021
Total:					<b>0.021</b>
403.01	LC		05/08/2003	11093	0.003
403.01	LC	DAP/NGHA(04)/2001-2002/7628	12/06/2002	5759	0.011
Total:					<b>0.014</b>
404.01	LC	SD/Accts-01/2002-2003/437	09/13/2002	2714	0.002
Total:					<b>0.002</b>
405.01	LC	ACC/TS/01/Budget/2002-2003/280	08/09/2002	1356	0.452
Total:					<b>0.452</b>
406.01	LC	DDA/Accts-103/2002-2003/3089			0.006
Total:					<b>0.006</b>
408.01	LC	DAW/Accts-04/2002-2003/253	08/12/2002	1381	0.038
408.01	LC	DAW/Accts-02/2002-2003/2801	12/20/2002	6094	0.012
Total:					<b>0.050</b>
409.01	LC	JKD/Accts/I-B/2002-03/669	12/26/2002	6311	0.010
Total:					<b>0.010</b>
410.01	LC		02/28/2003	8376	0.005
Total:					<b>0.005</b>
411.01	LC	ZD/FIN/2(A)/2002-2003/0863		2469	0.004
Total:					<b>0.004</b>
415.01	LC	PG/Accts-14/02-03/1529	11/06/2002	4504	0.006
Total:					<b>0.006</b>
416.01	LC	DRDS/H-4(B)/3083	12/10/2002	5800	0.006
Total:					<b>0.006</b>
417.01	LC	DAT/Acc-(15)/2002-2003/1439		4443	0.071
Total:					<b>0.071</b>
419.01	LC	DAG/EXP(03)/02-03/1399	12/26/2002	6322	0.012
Total:					<b>0.012</b>
<b>Grand Total:</b>					<b>2.672</b>

**SCHEDULE OF MISCELLANEOUS RECEIPTS AND PAYMENTS FOR THE FISCAL YEAR 2001-2002**

(Nu. in Millions)

ACCOUNT NUMBER	ACCOUNT TYPE	OPERATING UNIT	RECEIPTS	PAYMENTS	NET POSITION
102.01/01	LC	National Assembly of Bhutan, Thimphu	2.556	0.112	2.444
102.01/01/01/005.00/1135	PLC	National Assembly of Bhutan	0.008	0.024	-0.017
103.01/01	LC	Royal Advisory Council, Thimphu	0.085	2.445	-2.360
103.01/01/01/002.00/1357	PLC	Capacity Building of RAC, Thimphu	0.026	1.043	-1.016
104.01/01/01/002	PLC	Religion & Health Project, Dratshang Lhentshog	0.062	0.303	-0.240
104.01/02	LC	Central Monk Bodies (Rabdey), CRA, Thimphu	1.066	1.066	0.000
105.01/01	LC	National Commission for Cultural Affairs, Thimphu	0.734	1.475	-0.741
106.01/01	LC	High Court	0.000	1.131	-1.131
106.01/01/01/008.00/1286	PLC	Strengthening of the Phuentsholing Court	0.176	0.176	0.000
106.01/010	LC	District Court, Samtse	0.075	0.075	0.000
106.01/011	LC	District Court, Samdrup Jongkhar	0.000	0.141	-0.141
106.01/012	LC	District Court, Mongar	0.006	0.002	0.004
106.01/013	LC	District Court, Ha	0.049	0.116	-0.067
106.01/017	LC	District Court, Lhuentse	0.040	0.000	0.040
106.01/018	LC	District Court, Pema Gatshel	0.021	0.014	0.007
106.01/019	LC	District Court, Bumthang	0.004	0.000	0.004
106.01/02	LC	District Court, Thimphu	0.003	0.006	-0.003
106.01/020	LC	District Court, Gasa	0.000	0.013	-0.013
106.01/024	LC	Dungkhag Court, Gelephu	0.055	0.073	-0.018
106.01/04	LC	District Court, Wangdue Phodrang	0.000	0.000	0.000
106.01/06	LC	District Court, Sarpang	0.063	0.063	0.000
106.01/07	LC	District Court, Tsirang	0.115	0.115	0.000
107.01/01	LC	Planning Commission Secretariat, Thimphu	0.000	0.149	-0.149

**SCHEDULE OF MISCELLANEOUS RECEIPTS AND PAYMENTS FOR THE FISCAL YEAR 2001-2002**

(Nu. in Millions)

ACCOUNT NUMBER	ACCOUNT TYPE	OPERATING UNIT	RECEIPTS	PAYMENTS	NET POSITION
107.01/01/01/004/1304	PLC	Planning Commission Secretariat	0.059	0.059	0.000
107.01/01/01/005/1363	PLC	9th Plan Formulation & Implementation Proj.	0.027	0.027	0.000
107.01/01/02/003.00/1254	PLC	GIS Institute Building, PC	0.000	0.025	-0.025
108.01/01	LC	Royal Audit Authority, Thimphu	0.145	1.824	-1.679
108.01/01/01/4.00/1028	PLC	Royal Audit Authority, Thimphu	0.000	0.194	-0.194
109.01/01	LC	Royal Civil Service Commission, Thimphu	4.470	8.970	-4.500
109.01/01/01/004/1300	PLC	Strengthening of RCSC, Thimphu	0.035	0.026	0.009
109.01/01/02/014.00/0206	PLC	RCSC	1.431	2.819	-1.387
109.01/01/02/1.04/958	PLC	Human Resources Dev. Project, RCSC	0.000	0.013	-0.013
109.01/01/02/20.01/1133	PLC	RCSC, Thimphu	1.800	1.279	0.520
109.01/01/03/2.00/1213	PLC	HRD General Support Services, RCSC	0.093	0.000	0.093
111.01/01	LC	Bhutan Olympic Committee, Thimphu	0.998	3.034	-2.036
112.01/01	LC	Dzongkha Development Commission, Thimphu	0.000	0.233	-0.233
112.01/01/01/005/1219	PLC	Dzongkha Development Commission, Thimphu	0.000	0.196	-0.196
113.01	PLC	Dzongkhag Administration, Punakha	0.621	0.599	0.022
114.01/01/01/002/1089	PLC	National Environment Commission, Thimphu	0.000	0.033	-0.033
115.01/01	LC	Royal Institute of Management, Semtokha	0.368	0.553	-0.185
115.01/01/001.05/1026	PLC	Good Gov. and Public Adm. Reforms Pro, RIM	0.083	0.025	0.058
116.01/01	LC	Centre for Bhutan Studies, Thimphu	0.000	0.008	-0.008
116.01/1/1/1.00/1132	PLC	Centre for Bhutan Studies, Thimphu	0.003	0.016	-0.013
117.01/01	LC	National Technical Training Authority, Thimphu	0.076	0.563	-0.487
117.01/01/01/004/1375	PLC	Basic Skills Development Project, NTTA	0.078	0.367	-0.289
117.01/01/03	LC	National Institute for Zorig Chusum, Thimphu	0.609	0.584	0.025

**SCHEDULE OF MISCELLANEOUS RECEIPTS AND PAYMENTS FOR THE FISCAL YEAR 2001-2002**

(Nu. in Millions)

ACCOUNT NUMBER	ACCOUNT TYPE	OPERATING UNIT	RECEIPTS	PAYMENTS	NET POSITION
117.01/02/04/002/1362	PLC	S/thening Institutional Capacity of NIZC	0.000	0.016	-0.016
117.01/02/05	LC	Institute for Zorig Chusum, T/Yangtse	0.263	0.797	-0.533
117.01/03/01	LC	Royal Bhutan Polytechnic, Kharbandi	0.341	0.628	-0.287
117.01/03/02	LC	Royal Technical Institute, Kharbandi	0.222	0.148	0.075
117.01/03/05	LC	National Driving Training Institute, P/ling	0.000	0.020	-0.020
118.01/01	LC	Cabinet Secretariat, Thimphu	0.104	0.104	0.000
119.01/01	LC	Depart. of Employment and Labour	0.015	1.098	-1.083
120.01/01	LC	Office of Legal Affairs, Thimphu	0.000	0.263	-0.263
201.01/01	LC	Ministry of Home Affairs, Thimphu	0.426	1.260	-0.834
201.01/02	LC	Survey & land Record, MOHA, Thimphu	0.083	0.413	-0.330
201.01/02/02	PLC	Indo-Bhutan Cooperative Proj. Dept. of Survey	0.008	0.000	0.008
201.01/03	LC	Royal Bhutan Police, (HQ)	0.000	7.708	-7.708
201.01/04	LC	Royal Bhutan Police, Thimphu	6.403	5.489	0.914
202.01/01	LC	Ministry of Finance, Tashichho Dzong, Thimphu	0.650	3.926	-3.276
202.01/01/01/008/1166	PLC	Financial Manual Revision Project	0.000	0.352	-0.352
202.01/01/2.02/1143	PLC	Ministry of Finance, Tashichho Dzong	0.000	0.034	-0.034
202.01/02	LC	Ministry of Finance, Tashichho Dzong, Thimphu	0.028	1.797	-1.768
202.01/03	LC	Ministry of Finance, Tashichho Dzong, Thimphu	0.198	0.038	0.160
202.01/03/01/006/1027	PLC	Ministry of Finance, Tashichho Dzong	0.147	0.883	-0.736
202.01/03/03	LC	Regional Revenue & Customs Office, P/ling	0.203	0.603	-0.400
202.01/03/04	LC	Regional Revenue & Customs Office, Samtse	0.000	0.462	-0.462
202.01/03/05	LC	Regional Revenue & Customs, Gelephu	0.083	0.149	-0.066
202.01/03/06	LC	Regional Revenue & Customs Office, S/Jongkhar	0.604	0.604	0.001

**SCHEDULE OF MISCELLANEOUS RECEIPTS AND PAYMENTS FOR THE FISCAL YEAR 2001-2002**

(Nu. in Millions)

ACCOUNT NUMBER	ACCOUNT TYPE	OPERATING UNIT	RECEIPTS	PAYMENTS	NET POSITION
202.01/05	LC	Ministry of Finance, Tashichho Dzong, Thimphu	0.024	0.024	0.000
202.01/05/1	LC	AFD, MOF	3.707	3.702	0.005
202.01/06	LC	Ministry of Finance, Tashichho Dzong, Thimphu	0.000	0.122	-0.122
202.01/06/02/001/0789	PLC	Sustainable Development Secretariat, Thimphu	0.008	0.000	0.008
202.01/06/02/002/1183	PLC	Sustainable Development Secretariat, Thimphu	0.210	0.156	0.054
202.01/06/03/001/0889	PLC	NEX III Project, MOF	0.000	0.538	-0.538
203.01/01	LC	Ministry of Foreign Affairs, Thimphu	0.091	1.385	-1.294
203.01/02/01/001.00	LC	PMB, New York	3.314	19.190	-15.875
203.01/02/01/002.00	LC	PMB Geneva	3.879	22.103	-18.224
203.01/02/02/001.00	LC	RBE, New Delhi	1.360	1.481	-0.121
203.01/02/02/002.00	LC	RBE, Dhaka	1.659	0.150	1.509
203.01/02/02/003.00	LC	RBE Kuwait	0.023	1.070	-1.047
203.01/02/02/004.00	LC	RBE , Bangkok	2.632	3.796	-1.164
204.01/01	LC	Ministry of Health and Education, Thimphu	0.000	0.025	-0.025
204.01/02	LC	Education Division, Ministry of Health & Edn.	0.223	3.046	-2.823
204.01/02.1	PLC	Education Divission, Ministry of Health & Edn	0.000	0.828	-0.828
204.01/02/01/003.02	LC	Education Central Store	0.150	0.220	-0.070
204.01/02/01/007.05/1089	PLC	Environment Education	0.000	0.276	-0.276
204.01/02/02	PLC	UNICEF Assistant to Education	0.126	0.234	-0.109
204.01/02/06/001	LC	Sherubtse College, Kanglung	1.260	1.950	-0.689
204.01/02/07/001	LC	National Institute of Education, Samtse	0.561	0.623	-0.062
204.01/02/07/002	LC	Teachers Training College, Paro	0.190	0.038	0.151
204.01/02/08/003	LC	Simtokha Rigzhung Institute, Thimphu	0.130	0.000	0.130

**SCHEDULE OF MISCELLANEOUS RECEIPTS AND PAYMENTS FOR THE FISCAL YEAR 2001-2002**

(Nu. in Millions)

ACCOUNT NUMBER	ACCOUNT TYPE	OPERATING UNIT	RECEIPTS	PAYMENTS	NET POSITION
204.01/02/09.00/1084	PLC	Second Education Project,SDC,(Grant Componen	0.644	2.370	-1.726
204.01/03	LC	Health Division, Ministry of Health & Edn.	0.146	0.753	-0.607
204.01/03/004.00/1078	PLC	UNFPA Project BHU/98/P01	1.120	0.847	0.274
204.01/03/010/0001	LC	Public Health Engineering, Health Division	1.627	1.627	0.000
204.01/03/010/003	LC	Public Health Engineering	0.012	0.012	0.000
204.01/03/02/003	LC	Medical Supply Depot, P/ling	0.000	0.000	0.000
204.01/03/03/	PLC	UNICEF Project, MHE	0.000	1.229	-1.229
204.01/03/05/001	LC	JDW, National Referral Hospital, Thimphu	3.004	3.013	-0.009
204.01/03/05/002	PLC	Health Division	0.651	4.790	-4.139
204.01/03/05/003/441	PLC	Regionel Referral Hospital Const.GOI Project	0.025	1.031	-1.006
204.01/03/05/007	LC	Hostital, Trashigang	0.011	0.009	0.001
204.01/03/05/1271	PLC	Danish Assisted RWSS Project, PHE	0.267	0.409	-0.142
204.01/03/06/008	LC	Malaria Eradication Program	0.525	0.663	-0.138
204.01/03/1	PLC	Health Department, Thimphu	0.433	1.793	-1.359
204.01/03/2	PLC	International Assistance for Health & Edn.	0.000	0.146	-0.146
205.01/01	LC	Ministry of Agriculture, Thimphu	0.586	1.588	-1.002
205.01/01/01/003/1089	PLC	Ministry of Agriculture, (LUPP)	0.000	0.085	-0.085
205.01/01/01/004	LC	Agriculture Central Store, P/ling	0.092	0.059	0.034
205.01/01/02/001/0002	LC	National Herbarium & Flora Project, S/thang.	0.000	1.075	-1.075
205.01/01/02/002/1089	PLC	National Herburium & Flora Project	0.000	0.070	-0.070
205.01/01/02/003/1252	PLC	Agro Bio-diversity Centre, Serbithang	0.418	0.573	-0.156
205.01/01/03/001	PLC	National Resource Training Institute, Lobesa	0.365	0.394	-0.029
205.01/01/04/001/0002	LC	Wang Water Management project, Paro.	0.000	0.050	-0.050



**SCHEDULE OF MISCELLANEOUS RECEIPTS AND PAYMENTS FOR THE FISCAL YEAR 2001-2002**

(Nu. in Millions)

ACCOUNT NUMBER	ACCOUNT TYPE	OPERATING UNIT	RECEIPTS	PAYMENTS	NET POSITION
205.01/01/04/002.08/1122	PLC	Divisional Forest Office, Gedu	0.000	0.003	-0.003
205.01/02	LC	Ministry of Agriculture, Thimphu	0.017	0.043	-0.025
205.01/02/02/001/0002	LC	Integrated Pest Mang. project	0.269	0.449	-0.180
205.01/02/02/005/0002	LC	Sust. Soil Fert & Plant Nutrient Mgt. Project	0.000	0.005	-0.005
205.01/02/02/005/785	PLC	Ministry of Agriculture, Thimphu	0.000	0.439	-0.439
205.01/02/02/006	LC	Post Harvest Unit, MOA, Paro	0.195	0.405	-0.211
205.01/02/02/010/997	PLC	Ministry of Agriculture (IHDP)	0.185	0.196	-0.010
205.01/02/03/001	LC	RNR Research Centre, Bajo, Wangdiphodrang	0.065	0.173	-0.108
205.01/02/03/001/1288	PLC	RNRRC, Bajo, Wangdiphodrang	0.000	0.024	-0.024
205.01/02/03/002/0002	LC	RNR Research Centre, Yusipang	0.060	0.000	0.060
205.01/02/03/002/1095	PLC	RNR Research Centre, Yusipang	0.011	0.000	0.011
205.01/02/03/003	LC	RNR Research Centre, Bumthang	0.795	0.119	0.676
205.01/02/04/001/974	PLC	Ministry of Agriculture (RNR ESP), Thimphu	0.154	0.178	-0.024
205.01/02/05/001	PLC	Project Facilitation Office, Khangma	0.003	0.345	-0.343
205.01/02/05/002	PLC	Dzongkhag Administration, Trashigang	1.624	1.982	-0.358
205.01/02/05/005	PLC	Dzongkhag Administration, Mongar	0.389	1.037	-0.647
205.01/02/05/008	PLC	Dzongkhag Administration, Lhuentse	0.013	0.149	-0.136
205.01/02/05/011	PLC	Dzongkhag Administration, Trashi Yangtse	7.566	7.624	-0.058
205.01/02/05/014	PLC	Dzongkhag Administration, P/Gatshel	0.366	0.539	-0.173
205.01/02/05/017	PLC	Dzongkhag Administration	1.653	0.389	1.265
205.01/02/05/020	LC	Regional Livestock Breed Centre, Lingmithang	0.132	0.343	-0.212
205.01/02/05/021	LC	Regional Mithun Breeding Farm, Arong	0.083	0.083	0.000
205.01/02/05/023	PLC	RNR Research Centre, Khangma	2.023	2.433	-0.410

**SCHEDULE OF MISCELLANEOUS RECEIPTS AND PAYMENTS FOR THE FISCAL YEAR 2001-2002**

(Nu. in Millions)

ACCOUNT NUMBER	ACCOUNT TYPE	OPERATING UNIT	RECEIPTS	PAYMENTS	NET POSITION
205.01/02/05/027	PLC	National Nublang Farm. Trashiyangphu	0.067	0.016	0.052
205.01/02/06/001	PLC	Paro Valley Development Project, Paro	1.286	1.578	-0.292
205.01/03	LC	Ministry of Agriculture, Thimphu.	0.317	0.643	-0.326
205.01/03/02/001	LC	National Jersey Breeding Farm, Samtse	0.232	0.232	0.000
205.01/03/02/004	LC	National Pig Breeding Centre, Wangchutaba	0.037	0.220	-0.183
205.01/03/02/005	LC	Regional Poultry Breeding Centre, Paro	0.071	0.072	-0.002
205.01/03/02/008	LC	NAIP & SPC, Wangchutaba	0.004	0.004	0.000
205.01/03/02/009/0001	LC	BSC&NHP, Bumthang	0.025	0.333	-0.308
205.01/03/02/010	LC	Regional Poultry & Pig Breeding Centre	0.220	0.491	-0.271
205.01/03/03/001	LC	Royal Vety. Epidemiology Centre, Serbithang	0.000	0.027	-0.027
205.01/03/03/004	LC	Regional Vety Lab., Gedu	0.008	0.010	-0.002
205.01/03/03/005	LC	RVL, Khaling	0.000	0.007	-0.007
205.01/03/03/006	LC	RVL, Bumthang	0.013	0.013	0.000
205.01/03/03/007	LC	Regional Vety. Lab. Gelephu	0.073	0.061	0.012
205.01/03/04/001	LC	Agriculture Machinery Centre, Paro	0.383	0.516	-0.133
205.01/04	LC	AFD, Ministry of Agriculture, Thimphu.	0.123	0.598	-0.475
205.01/04/01/003/0001	LC	Forest Resources Dev. Division, Thimphu	0.000	0.018	-0.018
205.01/04/02/001	LC	Divisional Forest Officer, Bumthang	0.001	0.000	0.001
205.01/04/02/002	LC	Divisional Forest Office, Tsirang	0.031	0.233	-0.202
205.01/04/02/004	LC	Forestry Services Division, Sarpang	1.085	1.105	-0.020
205.01/04/02/007	LC	Mongar Forestry Division, Mongar	0.107	0.340	-0.233
205.01/04/02/010	LC	Divisional Forest Office, S/Jongkhar	0.033	0.291	-0.258
205.01/04/02/011	LC	Divisional Forest Office, Samtse	1.032	1.211	-0.179

**SCHEDULE OF MISCELLANEOUS RECEIPTS AND PAYMENTS FOR THE FISCAL YEAR 2001-2002**

(Nu. in Millions)

ACCOUNT NUMBER	ACCOUNT TYPE	OPERATING UNIT	RECEIPTS	PAYMENTS	NET POSITION
205.01/04/02/013	LC	Forestry Services Division, Trashigang	0.678	0.672	0.006
205.01/04/02/014/0001	LC	Divisional Forest Office, Thimphu	0.141	0.333	-0.192
205.01/04/02/017	LC	Divisional Forest Office, W/Phodrang	0.275	0.146	0.129
205.01/04/02/018	LC	Divisional Forest Office, Gedu	0.275	0.875	-0.601
205.01/04/03/003/1004	PLC	Bhutan German Sustain'ble RNR Dev. Proj, Lobesa	0.003	0.078	-0.076
205.01/04/04/001/1001	PLC	Ministry of Agriuculture, Thimphu	0.503	0.018	0.485
205.01/04/04/001/1217	PLC	Ministry of Agriculture, (BTF) Thimphu	0.010	0.010	0.000
205.01/04/04/002/0002	LC	Royal Manas National Park, Gelephu	0.909	1.602	-0.693
205.01/04/04/002/1217	PLC	Royal Manas National Park, Gelephu	0.041	0.046	-0.005
205.01/04/04/004/0002	LC	Black Mountain National Park,	0.000	0.000	0.000
205.01/04/04/005/1217	PLC	Jigme Dorji National Park, Gasa	0.005	0.000	0.005
205.01/04/04/007/1089	PLC	Ministry of Agriculture, Thimphu	0.000	0.379	-0.379
205.01/04/04/1005	PLC	WWF Service, MOA	0.000	0.408	-0.408
205.01/04/05/001/0001	LC	Bhutan Forestry Institute, Taba	0.248	0.273	-0.025
205.01/04/06/001/112	PLC	III Forestry Development Project (W/Bank)	0.696	8.884	-8.189
205.01/04/06/001/375	PLC	III Forestry Development Project (SDC)	0.000	0.695	-0.695
206.01/01	LC	Ministry of Trade & Industry, Thimphu	0.083	0.243	-0.160
206.01/01/01/005.00/1089	PLC	ESPS Project,MinistryofTrade&Industry,Thimphu	0.000	0.024	-0.024
206.01/02	LC	AFD, Ministry of Trade & Industry, Thimphu	0.214	0.434	-0.220
206.01/03	LC	AFD, Ministry of Trade & Industry, Thimphu	2.042	2.402	-0.360
206.01/03/1	LC	DGM, MTI	0.995	3.827	-2.833
206.01/04	LC	Department of Power, MTI, Thimphu	70.797	190.540	-119.743
206.01/05	LC	AFD, Ministry of Trade & Industry, Thimphu	0.800	1.163	-0.363

**SCHEDULE OF MISCELLANEOUS RECEIPTS AND PAYMENTS FOR THE FISCAL YEAR 2001-2002**

(Nu. in Millions)

ACCOUNT NUMBER	ACCOUNT TYPE	OPERATING UNIT	RECEIPTS	PAYMENTS	NET POSITION
206.01/05/04/003.01	PLC	Silicon Carbide Project Office, MTI, Thimphu	0.000	0.016	-0.016
206.01/05/05/001.00/1062	PLC	PSDP Project, Ministry of Trade & Industry, Thimphu	0.000	0.025	-0.025
206.01/05/08	LC	Liaison Office of KPA, Gelephu	0.044	0.000	0.044
206.01/06	LC	AFD, Ministry of Trade & Industry, Thimphu	0.000	0.007	-0.007
206.01/06/01/004.00	PLC	AFD, MTI, Thimphu	0.023	0.023	0.000
207.01/01/002	LC	Ministry of Communications, Thimphu.	0.646	0.421	0.225
207.01/05	LC	Public Works Division, Roads, Thimphu.	0.648	2.571	-1.923
207.01/05/01	LC	DOR, HQ	10.000	11.227	-1.227
207.01/05/01/4.00/1247	PLC	Rural Access Project, DOR, MOC	0.000	0.549	-0.549
207.01/05/01/5.00/1191	PLC	Punatsangchu Bridge Constn. Project, DOR	1.640	2.982	-1.342
207.01/05/02	LC	Roads Maintenance Unit, DOR, Trongsa	2.040	2.080	-0.040
207.01/05/03	LC	Roads Maintenance Unit, DOR, Lobesa	0.485	4.320	-3.836
207.01/05/04	LC	Roads Maint. Unit, DOR, Mongar	3.567	3.691	-0.124
207.01/05/04/01	LC	RMS, Lingmithang	0.000	0.007	-0.007
207.01/05/04/013.00/1247	PLC	Lhuentse-Dungkar Roads, DOR	3.369	1.432	1.936
207.01/05/05	LC	Roads Maint. Division, MOC, Thimphu	0.052	6.044	-5.992
207.01/05/05/01	LC	RMS Thimphu	30.106	30.244	-0.139
207.01/05/06	LC	Roads Maint. Unit, DOR, Zhemgang	2.452	5.263	-2.812
207.01/05/06/013.00/1247	PLC	Dakpai - Buli Roads, Zhemgang	1.184	2.549	-1.364
207.01/05/07	LC	Roads Maint. Unit, DOR, Sarpang	7.238	7.995	-0.757
207.01/05/08	LC	Roads Maint. Unit, DOR, P/ling	0.000	1.485	-1.485
207.01/05/09	LC	Roads Maint. Unit, DOR, Tashigang	5.332	10.261	-4.929
207.01/05/09/013.00/1247	PLC	Roads Maintenance Section, Tashigang	1.187	1.902	-0.715

**SCHEDULE OF MISCELLANEOUS RECEIPTS AND PAYMENTS FOR THE FISCAL YEAR 2001-2002**

(Nu. in Millions)

ACCOUNT NUMBER	ACCOUNT TYPE	OPERATING UNIT	RECEIPTS	PAYMENTS	NET POSITION
207.01/05/10/1138	PLC	Suspension Bridge Unit, MOC, Thimphu	0.000	0.695	-0.695
207.01/05/11	LC	Material Procurement Unit, DOR, P/ling	0.105	0.246	-0.141
207.01/05/12	LC	Central Stores Unit, Phuntsholing	0.292	0.378	-0.086
207.01/05/12/01	LC	Central Stores Unit, MOC, Phuentsholing	1.036	76.871	-75.835
207.01/05/13/001/0005	PLC	Ministry of Communications, Thimphu	0.002	0.515	-0.514
207.01/06	LC	Department of Civil Aviation, Paro	0.258	0.351	-0.093
207.01/07	LC	Ministry of Communications, Thimphu.	0.000	6.606	-6.606
207.01/07/02	LC	City Corporation, Phuntsholing	1.588	1.554	0.034
207.01/07/02/005.00/1136	PLC	Urban Sector Prog.Support, City Corpn., P/ling	0.000	0.647	-0.647
207.01/07/03/001.0/1136	PLC	Ministry of Communications, Thimphu	0.000	0.443	-0.443
207.01/07/03/002.00/1136	PLC	City Corporation, Thimphu	1.793	1.793	0.000
207.01/07/04/1246	PLC	Urban Development Project, MOC, Thimphu	0.001	0.083	-0.082
207.01/07/04/2.00/1246	PLC	Urban Development Project, Zhemgang	0.000	0.182	-0.182
207.01/07/04/4.00/1246	PLC	Urban Development Project, Trongsa	0.000	0.330	-0.330
207.01/07/04/5.00/1246	PLC	Urban Development Project, Paro	0.000	0.180	-0.180
207.01/07/04/8.00/1246	PLC	Urban Development Project, Wangdue Phodrang	0.183	0.183	0.000
207.01/07/04/9.00/1246	PLC	Urban development Project, Bumthang Dzongkhag	0.400	0.849	-0.449
207.01/07/05/1164	PLC	Ministry of Communications, Thimphu	0.000	5.550	-5.550
207.01/08	LC	Ministry of Communications, Thimphu	0.065	0.252	-0.187
401.01	LC	Dzongkhag Administration, Chukha	2.151	15.322	-13.171
401.01/05/1122	PLC	Dzongkhag Administration, Chukha	0.237	0.242	-0.005
402.01	LC	Dzongkhag Administration, Ha.	1.431	5.630	-4.199
402.01/05/1122	PLC	Dzongkhag Administration, Haa	0.778	0.778	0.000

**SCHEDULE OF MISCELLANEOUS RECEIPTS AND PAYMENTS FOR THE FISCAL YEAR 2001-2002**

(Nu. in Millions)

ACCOUNT NUMBER	ACCOUNT TYPE	OPERATING UNIT	RECEIPTS	PAYMENTS	NET POSITION
402.01/07	LC	Electricity Supplu Sub Unit, Haa	0.129	0.128	0.001
403.01	LC	Dzongkhag Administration, Paro.	3.707	8.267	-4.561
403.01/01/05/0002	LC	Taktshang Reconstruction Project, Paro	0.153	0.153	0.000
403.01/05/1122	PLC	Dzongkhag Administration, Paro	0.221	0.221	0.000
404.01	LC	Dzongkhag Administration, Samtse.	0.745	7.045	-6.299
404.01/07	LC	Dzongkhag Administration, Samtse	0.088	1.138	-1.051
405.01	LC	Dzongkhag Administration, Tsirang	0.610	0.826	-0.216
406.01	LC	Dzongkhag Administration, Dagana	1.832	3.936	-2.104
407.01	LC	Dzongkhag Administration, Punakha	0.543	2.049	-1.507
408.01	LC	Dzongkhag Administration, Wangdi Phodang.	0.688	1.359	-0.671
409.01	LC	Dzongkhag Administration, Bumthang	1.880	3.366	-1.486
410.01	LC	Dzongkhag Administration, Sarpang.	3.120	6.796	-3.677
410.01/07	LC	Dzongkhag Administration, Sarpang	0.000	0.636	-0.636
411.01	LC	Dzongkhag Administration, Zhemgang	0.634	8.641	-8.007
411.01/03/0981	PLC	Dzongkhag Administration, Zhemgang	0.000	0.996	-0.996
411.01/1232	PLC	Dzongkhag Adm, Zhemgang	0.237	0.147	0.090
412.01	LC	Dzongkhag Administration, Trongsa	2.962	5.366	-2.404
412.01/01/01/11.00/0002	LC	Trongsa Dzong Renovation Project	0.016	0.588	-0.572
412.01/01/01/11.00/1171	PLC	Trongsa Dzong Renovation- AUSTRIAN Grant	0.110	0.109	0.001
412.01/835	PLC	Dzongkhag Administration, Trongsa	0.027	0.072	-0.045
413.01	LC	Dzongkhag Administration, Lhuentse.	1.573	2.877	-1.305
413.01/03/0981	PLC	Dzongkhag Adm, Lhuentse	0.066	0.394	-0.328
414.01	LC	Dzongkhag Administration, Mongar	1.294	3.675	-2.381

**SCHEDULE OF MISCELLANEOUS RECEIPTS AND PAYMENTS FOR THE FISCAL YEAR 2001-2002**

(Nu. in Millions)

ACCOUNT NUMBER	ACCOUNT TYPE	OPERATING UNIT	RECEIPTS	PAYMENTS	NET POSITION
415.01	LC	Dzongkhag Administration, Pema Gatshel.	1.781	1.201	0.580
416.01	LC	Dzongkhag Administration, Samdrup Jongkhar.	9.429	8.262	1.167
416.01/07	LC	Electricity Supplu Sub Unit, S/J	0.436	0.532	-0.096
416.01/07/236	PLC	Dzongkhag Adm. S/Jongkhar	0.100	0.200	-0.100
417.01	LC	Dzongkhag Administration, Trashigang	3.927	11.173	-7.246
417.01/03/0981	PLC	Dzongkhag Adm. Trashigang	0.133	1.336	-1.203
418.01	LC	Dzongkhag Administration, Thimphu.	6.549	12.077	-5.528
419.01	LC	Dzongkhag Administration, Gasa	1.418	0.479	0.939
419.01/03/0981	PLC	Dzongkhag Adm, Gasa	0.000	0.040	-0.040
420.01	LC	Dzongkhag Administration, Trashy Yangtse	8.911	3.551	5.360
		<b>TOTAL</b>	<b>288.407</b>	<b>690.762</b>	<b>-402.355</b>

**SCHEDULE OF OPENING AND CLOSING CASH BALANCES FOR THE FISCAL YEAR 2001-2002**

Nu. in Millions

ACCOUNT NUMBER	ACCOUNT TYPE	OPERATING UNIT	OPENING BALANCE	CLOSING BALANCE
102.01/01/01/005.00/1135	PLC	National Assemby of Bhutan	0.037	0.000
105.01/01	LC	National Commission for Cultural Affairs, Thimphu	0.005	0.141
106.01/01	LC	High Court	0.026	0.046
106.01/01/01/006.00/1313	PLC	Dissemination of Judicial Process, High Court	0.000	0.013
106.01/010	LC	District Court, Samtse	0.000	0.004
106.01/011	LC	District Court, Samdrup Jongkhar	0.063	0.000
106.01/09	LC	District Court, Chukha	0.000	0.019
107.01/01	LC	Planning Commission Secretariat, Thimphu	0.051	0.000
108.01/01	LC	Royal Audit Authority, Thimphu	0.027	0.016
109.01/01	LC	Royal Civil Service Commission, Thimphu	0.055	0.011
109.01/01/01/004/1300	PLC	Strengthening of RCSC, Thimphu	0.083	0.000
109.01/01/02/005/621	PLC	Royal Civil Service Commissio (HRD-DUTCH)	0.010	0.005
109.01/01/02/014.00/0206	PLC	RCSC	0.000	0.002
109.01/01/02/1.04/958	PLC	Human Resources Dev. Project, RCSC	0.019	0.019
109.01/01/02/20.01/1133	PLC	RCSC, Thimphu	0.002	0.015
109.01/01/03/2.00/1213	PLC	HRD General Support Services, RCSC	0.001	0.005
111.01/01	LC	Bhutan Olympic Committee, Thimphu	0.010	0.001
112.01/01/01/005/1219	PLC	Dzongkha Development Commission, Thimphu	0.000	0.708
112.01/01/01/006/1330	PLC	Dzongkha Integration Project, DDC	0.000	0.001
113.01	PLC	Dzongkhag Administration, Punakha	0.159	0.106
114.01/01	LC	National Environment Commission, Thimphu.	0.031	0.007
114.01/01/01/002/1089	PLC	National Environment Commission, Thimphu	0.000	0.020
114.01/01/01/003/823	PLC	Capacity 21 Project, NEC, Thimphu	0.162	0.225



**SCHEDULE OF OPENING AND CLOSING CASH BALANCES FOR THE FISCAL YEAR 2001-2002**

Nu. in Millions

ACCOUNT NUMBER	ACCOUNT TYPE	OPERATING UNIT	OPENING BALANCE	CLOSING BALANCE
114.01/01/01/004/862	PLC	Green House Gas Project, NEC	0.000	0.002
115.01/01	LC	Royal Institute of Management, Semtokha	0.027	0.004
115.01/01/001.05/1026	PLC	Good Gov. and Public Adm. Reforms Pro, RIM	0.004	0.053
116.01/01	LC	Centre for Bhutan Studies, Thimphu	0.000	0.001
116.01/1/1/1.00/1132	PLC	Centre for Bhutan Studies, Thimphu	0.000	0.013
117.01/01/01/004/1375	PLC	Basic Skills Development Project, NTTA	0.000	0.030
117.01/03/01	LC	Royal Bhutan Polytechnic, Kharbandi	0.000	0.037
117.01/03/02	LC	Royal Technical Institute, Kharbandi	0.000	0.020
118.01/01	LC	Cabinet Secretariat, Thimphu	0.000	0.003
119.01/01	LC	Depart. of Employment and Labour	0.004	0.007
120.01/01	LC	Office of Legal Affairs, Thimphu	0.000	0.127
120.01/01/01/002/1292	PLC	Office of Legal Affairs	0.000	0.082
120.01/01/01/1.03	LC	Drafting of the Constitution, OLA	0.000	0.168
201.01/01	LC	Ministry of Home Affairs, Thimphu	0.142	0.230
201.01/01/01/006.00	LC	Public Relation Services, MOHA	0.152	0.057
201.01/01/01/010.00/1082	PLC	SCDMD, Ministry of Home Affairs, Thimphu	0.047	0.040
201.01/02	LC	Survey & land Record, MOHA, Thimphu	0.032	0.021
201.01/03	LC	Royal Bhutan Police, (HQ)	0.185	0.047
201.01/03/01/003.00/1112	PLC	Sup. to Natnl Cap Bldg. for Pop Dev. Planning	0.014	0.017
201.01/04	LC	Royal Bhutan Police, Thimphu	0.253	0.001
202.01/03/02	LC	Regional Revenue & Customs Office, Thimphu	0.001	0.003
202.01/03/03	LC	Regional Revenue & Customs Office, P/ling	0.112	0.018
202.01/03/06	LC	Regional Revenue & Customs Office, S/Jongkhar	0.000	0.153

**SCHEDULE OF OPENING AND CLOSING CASH BALANCES FOR THE FISCAL YEAR 2001-2002**

Nu. in Millions

ACCOUNT NUMBER	ACCOUNT TYPE	OPERATING UNIT	OPENING BALANCE	CLOSING BALANCE
202.01/05/1	LC	AFD, MOF	0.005	0.000
202.01/06/02/001/0789	PLC	Sustainable Development Secretariat, Thimphu	0.000	0.013
202.01/06/02/003/1176	PLC	Sustainable Development Secretariat, Thimphu	0.000	0.010
203.01/01	LC	Ministry of Foreign Affairs, Thimphu	0.343	-0.001
203.01/02/01/001.00	LC	PMB, New York	0.726	0.141
203.01/02/01/002.00	LC	PMB Geneva	38.642	0.061
203.01/02/02/001.00	LC	RBE, New Delhi	2.734	0.061
203.01/02/02/002.00	LC	RBE, Dhaka	0.618	0.239
203.01/02/02/003.00	LC	RBE Kuwait	1.533	0.611
203.01/02/02/004.00	LC	RBE , Bangkok	4.084	1.152
204.01/02	LC	Education Division, Ministry of Health & Edn.	0.000	0.207
204.01/02.1	PLC	Education Divission, Ministry of Health & Edn	0.001	0.015
204.01/02/01/003.02	LC	Education Central Store	0.000	0.006
204.01/02/02	PLC	UNICEF Assistant to Education	0.000	0.001
204.01/02/09.00/1084	PLC	Second Education Project,SDC,(Grant Componen	0.047	0.061
204.01/03	LC	Health Division, Ministry of Health & Edn.	0.001	0.115
204.01/03/004.00/1078	PLC	UNFPA Project BHU/98/P01	0.003	-0.001
204.01/03/010/003	LC	Public Health Engineering	0.010	0.010
204.01/03/03/	PLC	UNICEF Project, MHE	0.100	0.000
204.01/03/05/002	PLC	Health Division	0.021	0.013
204.01/03/05/003/441	PLC	Regionel Referral Hospital Const.GOI Project	1.281	0.000
204.01/03/1	PLC	Health Department, Thimphu	0.011	0.000
204.01/03/2	PLC	International Assistance for Health & Edn.	0.041	0.008

**SCHEDULE OF OPENING AND CLOSING CASH BALANCES FOR THE FISCAL YEAR 2001-2002**

Nu. in Millions

ACCOUNT NUMBER	ACCOUNT TYPE	OPERATING UNIT	OPENING BALANCE	CLOSING BALANCE
205.01/01	LC	Ministry of Agriculture, Thimphu	0.105	0.366
205.01/01/01/003/1089	PLC	Ministry of Agriculture, (LUPP)	0.021	0.023
205.01/01/02/001/0002	LC	National Herbarium & Flora Project, S/thang.		0.072
205.01/01/02/002/1089	PLC	National Herbarium & Flora Project	0.045	0.000
205.01/01/02/003/1252	PLC	Agro Bio-diversity Centre, Serbithang	0.001	0.036
205.01/01/02/005/1337	PLC	NBC, Serbithang	0.000	0.010
205.01/01/03/001	PLC	National Resource Training Institute, Lobesa	0.000	0.402
205.01/01/04/001/0002	LC	Wang Water Management project, Paro.	0.050	0.001
205.01/01/04/001/1122	PLC	Wang Water Management project	0.042	0.046
205.01/01/04/002.01/1122	PLC	Ministry of Agriculture(PPD), Thimphu.	0.000	0.004
205.01/01/04/002.05/1122	PLC	FRDD, MOA	0.000	0.009
205.01/01/04/002.08/1122	PLC	Divisional Forest Office, Gedu	0.000	0.001
205.01/01/04/002.09/1122	PLC	Divisional Forest Office, Thimphu	0.000	0.066
205.01/01/04/002.11/1122	PLC	Forest Extension Division, MOA	0.000	0.018
205.01/02	LC	Ministry of Agriculture, Thimphu	0.202	0.488
205.01/02/02/005/0002	LC	Sust. Soil Fert & Plant Nutrient Mgt. Project	0.008	0.001
205.01/02/02/005/785	PLC	Ministry of Agriculture, Thimphu	0.004	0.000
205.01/02/02/007/873	PLC	Soil Survey & Land Resources Project, Semtokha	0.051	0.013
205.01/02/02/010/997	PLC	Ministry of Agriculture (IHDP)	0.039	0.045
205.01/02/03/003	LC	RNR Research Centre, Bumthang	0.000	0.031
205.01/02/03/003/1095	PLC	RNRRC, Bumthang, Helvetas	0.000	0.002
205.01/02/03/003/1142	PLC	RNRRC, Bumthang	0.000	0.001
205.01/02/04/001/974	PLC	Ministry of Agriculture (RNR ESP), Thimphu	0.000	0.016

**SCHEDULE OF OPENING AND CLOSING CASH BALANCES FOR THE FISCAL YEAR 2001-2002**

Nu. in Millions

ACCOUNT NUMBER	ACCOUNT TYPE	OPERATING UNIT	OPENING BALANCE	CLOSING BALANCE
205.01/02/05/001	PLC	Project Facilitation Office, Khangma	0.237	0.000
205.01/02/05/008	PLC	Dzongkhag Administration, Lhuentse	0.024	0.000
205.01/02/05/011	PLC	Dzongkhag Administration, Trashi Yangtse	0.000	4.840
205.01/02/05/017	PLC	Dzongkhag Administration	0.010	0.000
205.01/02/05/020	LC	Regional Livestock Breed Centre, Lingmithang	0.000	0.092
205.01/02/05/021	LC	Regional Mithun Breeding Farm, Arong	0.000	0.284
205.01/02/05/027	PLC	National Nublang Farm, Trashiyangphu	0.002	0.511
205.01/03	LC	Ministry of Agriculture, Thimphu.	0.287	0.075
205.01/03/02/009/0001	LC	BSC&NHP, Bumthang	0.005	0.006
205.01/03/02/010	LC	Regional Poultry & Pig Breeding Centre	0.042	0.000
205.01/04	LC	AFD, Ministry of Agriculture, Thimphu.	0.012	0.054
205.01/04/01/003/0001	LC	Forest Resources Dev. Division, Thimphu	0.018	0.029
205.01/04/02/004	LC	Forestry Services Division, Sarpang	0.000	0.028
205.01/04/02/008	LC	Forestry Services Division, Paro	0.000	0.015
205.01/04/02/011	LC	Divisional Forest Office, Samtse	0.000	0.109
205.01/04/02/014/0001	LC	Divisional Forest Office, Thimphu	0.047	0.002
205.01/04/02/017	LC	Divisional Forest Office, W/Phodrang	0.018	0.000
205.01/04/02/018	LC	Divisional Forest Office, Gedu	0.153	0.000
205.01/04/04/001/0681	PLC	Black Mountain National Park, Trongsa	0.000	0.037
205.01/04/04/001/1001	PLC	Ministry of Agriculture, Thimphu	0.010	0.084
205.01/04/04/001/1217	PLC	Ministry of Agriculture, (BTF) Thimphu	0.000	0.026
205.01/04/04/004/0002	LC	Black Mountain National Park,	0.000	0.001
205.01/04/04/005/0002	LC	Jigme Dorji National Park, Gasa	0.000	0.259

**SCHEDULE OF OPENING AND CLOSING CASH BALANCES FOR THE FISCAL YEAR 2001-2002**

Nu. in Millions

ACCOUNT NUMBER	ACCOUNT TYPE	OPERATING UNIT	OPENING BALANCE	CLOSING BALANCE
205.01/04/04/005/1217	PLC	Jigme Dorji National Park, Gasa	0.000	0.076
205.01/04/04/007/1089	PLC	Ministry of Agriculture, Thimphu	0.002	0.001
205.01/04/04/008/0002	LC	Thrimshingla National Park, Ura, Bumthang	0.000	0.000
205.01/04/04/008/1217	PLC	Thrimshingla National Park, Ura, Bumthang	0.000	0.001
205.01/04/04/1005	PLC	WWF Service, MOA	0.017	0.016
205.01/04/05/001/0001	LC	Bhutan Forestry Institute, Taba	0.015	0.015
206.01/01	LC	Ministry of Trade & Industry, Thimphu	0.065	0
206.01/02/02/003.00	LC	Regional Trade & Industry Office, Phuentsholing	0.000	0.002
206.01/02/02/005.00	LC	Regional Trade & Industry Office, S/Jongkhar	0.000	0.013
206.01/04	LC	Department of Power, MTI, Thimphu	0.018	0.011
206.01/05/08	LC	Liasion Office of KPA, Gelephu	0.000	0.076
207.01/05	LC	Public Works Division, Roads, Thimphu.	0.000	0.010
207.01/05/01	LC	DOR, HQ	0.021	0.015
207.01/05/01/4.00/1247	PLC	Rural Access Project, DOR, MOC	0.001	0.000
207.01/05/10/1138	PLC	Suspension Bridge Unit, MOC, Thimphu	0.000	0.002
207.01/05/13/001/0005	PLC	Ministry of Communications, Thimphu	0.000	0.017
207.01/06	LC	Department of Civil Aviation, Paro	0.000	0.075
207.01/07	LC	Ministry of Communications, Thimphu.	0.006	0.018
207.01/07/02	LC	City Corporation, Phuntsholing	0.000	0.001
207.01/07/04/1246	PLC	Urban Development Project, MOC, Thimphu	0.067	0.040
401.01	LC	Dzongkhag Administration, Chhukha	2.876	0.509
401.01/05/1122	PLC	Dzongkhag Administration, Chukha	0.000	0.112
403.01	LC	Dzongkhag Administration, Paro.	0.000	0.058

**SCHEDULE OF OPENING AND CLOSING CASH BALANCES FOR THE FISCAL YEAR 2001-2002**

Nu. in Millions

ACCOUNT NUMBER	ACCOUNT TYPE	OPERATING UNIT	OPENING BALANCE	CLOSING BALANCE
403.01/01/05/0002	LC	Taktshang Reconstruction Project, Paro	0.000	0.179
406.01	LC	Dzongkhag Administration, Dagana	0.179	0.166
407.01	LC	Dzongkhag Administration, Punakha	0.058	0.010
408.01	LC	Dzongkhag Administration, Wangdi Phodang.	0.045	0.005
410.01	LC	Dzongkhag Administration, Sarpang.	0.000	0.155
412.01/01/01/11.00/1171	PLC	Trongsa Dzong Renovation- AUSTRIAN Grant	0.000	0.000
413.01	LC	Dzongkhag Administration, Lhuentse.	0.005	0.002
414.01	LC	Dzongkhag Administration, Mongar	0.096	0.000
416.01	LC	Dzongkhag Administration, Samdrup Jongkhar.	0.019	0.030
417.01	LC	Dzongkhag Administration, Trashigang	0.000	0.037
418.01	LC	Dzongkhag Administration, Thimphu.	0.035	0.113
420.01	LC	Dzongkhag Administration, Trashy Yangtse	0.000	0.005
		<b>TOTAL</b>	<b>56.875</b>	<b>15.094</b>

**SCHEDULE OF OTHER RECOVERIES AND REMITTANCES FOR THE FISCAL YEAR 2001-2002**

(Nu. in Millions)

ACCOUNT NUMBER	ACCOUNT TYPE	OPERATING UNIT	OTHER RECOVERIES	OTHER REMITTANCES	NET POSITION
101.01/01	LC	His Majesty's Secretariat, Thimphu	1.214	1.217	-0.003
102.01/01	LC	National Assembly of Bhutan, Thimphu	0.561	0.561	0.000
103.01/01	LC	Royal Advisory Council, Thimphu	1.026	1.026	0.000
104.01/01	LC	Central Monastic Secretariat, Thimphu	0.481	0.678	-0.197
105.01/01	LC	National Commission for Cultural Affairs, Thimphu	1.258	1.251	0.007
105.01/01/07	LC	National Museum of Bhutan, Paro	0.290	0.289	0.000
106.01/01	LC	High Court	2.172	2.172	0.000
106.01/010	LC	District Court, Samtse	0.148	0.148	0.000
106.01/011	LC	District Court, Samdrup Jongkhar	0.249	0.247	0.002
106.01/012	LC	District Court, Mongar	0.192	0.191	0.001
106.01/013	LC	District Court, Ha	0.230	0.230	0.000
106.01/014	LC	District Court, Trongsa	0.144	0.144	0.000
106.01/015	LC	District Court, Zhemgang	0.115	0.115	0.000
106.01/016	LC	District Court, Dagana	0.101	0.101	0.000
106.01/017	LC	District Court, Lhuentse	0.039	0.039	0.000
106.01/018	LC	District Court, Pema Gatshel	0.154	0.153	0.001
106.01/019	LC	District Court, Bumthang	0.078	0.078	0.000
106.01/02	LC	District Court, Thimphu	0.350	0.349	0.001
106.01/020	LC	District Court, Gasa	0.033	0.033	0.000
106.01/021	LC	District Court, Trashi Yangtse	0.075	0.075	0.000
106.01/022	LC	Dungkhag Court, Phuentsholing	0.143	0.143	0.000
106.01/023	LC	Dungkhag Court, Wamrong	0.114	0.114	0.000
106.01/024	LC	Dungkhag Court, Gelephu	0.083	0.083	0.000

**SCHEDULE OF OTHER RECOVERIES AND REMITTANCES FOR THE FISCAL YEAR 2001-2002**

(Nu. in Millions)

ACCOUNT NUMBER	ACCOUNT TYPE	OPERATING UNIT	OTHER RECOVERIES	OTHER REMITTANCES	NET POSITION
106.01/03	LC	District Court, Trashigang	0.198	0.198	0.000
106.01/04	LC	District Court, Wangdue Phodrang	0.230	0.230	0.000
106.01/05	LC	District Court, Punakha	0.176	0.176	0.000
106.01/06	LC	District Court, Sarpang	0.153	0.152	0.001
106.01/07	LC	District Court, Tsirang	0.295	0.295	0.000
106.01/08	LC	District Court, Paro	0.181	0.181	0.000
106.01/09	LC	District Court, Chukha	0.094	0.094	0.000
107.01/01	LC	Planning Commission Secretariat, Thimphu	0.817	0.828	-0.011
108.01/01	LC	Royal Audit Authority, Thimphu	4.868	4.901	-0.033
109.01/01	LC	Royal Civil Service Commission, Thimphu	4.059	0.803	3.256
109.01/01/02/014.00/0206	PLC	RCSC	0.008	0.000	0.008
109.01/01/02/1.04/958	PLC	Human Resources Dev. Project, RCSC	0.045	0.004	0.041
109.01/01/02/20.01/1133	PLC	RCSC, Thimphu	0.003	0.640	-0.637
109.01/01/03/2.00/1213	PLC	HRD General Support Services, RCSC	0.003	0.000	0.003
111.01/01	LC	Bhutan Olympic Committee, Thimphu	0.413	0.413	0.000
112.01/01	LC	Dzongkha Development Commission, Thimphu	0.412	0.407	0.005
113.01	PLC	Dzongkhag Administration, Punakha	0.183	0.181	0.002
114.01/01	LC	National Environment Commission, Thimphu.	0.609	0.564	0.045
114.01/01/01/002/1089	PLC	National Environment Commission, Thimphu	0.000	0.042	-0.042
115.01/01	LC	Royal Institute of Management, Semtokha	1.586	1.663	-0.077
115.01/01/001.05/1026	PLC	Good Gov. and Public Adm. Reforms Pro, RIM	0.054	0.002	0.052
116.01/01	LC	Centre for Bhutan Studies, Thimphu	0.252	0.252	0.000
116.01/1/1/1.00/1132	PLC	Centre for Bhutan Studies, Thimphu	0.037	0.037	0.000



**SCHEDULE OF OTHER RECOVERIES AND REMITTANCES FOR THE FISCAL YEAR 2001-2002**

(Nu. in Millions)

ACCOUNT NUMBER	ACCOUNT TYPE	OPERATING UNIT	OTHER RECOVERIES	OTHER REMITTANCES	NET POSITION
117.01/01	LC	National Technical Training Authority, Thimphu	0.537	0.467	0.070
117.01/01/01/004/1375	PLC	Basic Skills Development Project, NTTA	0.001	0.048	-0.047
117.01/01/03	LC	National Institute for Zorig Chusum, Thimphu	0.253	0.223	0.030
117.01/02/05	LC	Institute for Zorig Chusum, T/Yangtse	0.136	0.140	-0.004
117.01/03/01	LC	Royal Bhutan Polytechnic, Kharbandi	1.253	1.258	-0.005
117.01/03/02	LC	Royal Technical Institute, Kharbandi	0.518	0.516	0.002
117.01/03/05	LC	National Driving Training Institute, P/ling	0.490	0.484	0.006
118.01/01	LC	Cabinet Secretariat, Thimphu	0.110	0.110	0.000
119.01/01	LC	Depart. of Employment and Labour	0.703	0.705	-0.002
120.01/01	LC	Office of Legal Affairs, Thimphu	0.188	0.188	0.000
201.01/01	LC	Ministry of Home Affairs, Thimphu	2.585	2.753	-0.168
201.01/01/01/006.00	LC	Public Relation Services, MOHA	0.110	0.120	-0.010
201.01/02	LC	Survey & land Record, MOHA, Thimphu	3.310	3.617	-0.307
201.01/03	LC	Royal Bhutan Police, (HQ)	0.898	0.896	0.002
201.01/04	LC	Royal Bhutan Police, Thimphu	28.455	28.455	0.000
202.01/01	LC	Ministry of Finance, Tashichho Dzong, Thimphu	0.855	0.888	-0.033
202.01/02	LC	Ministry of Finance, Tashichho Dzong, Thimphu	0.666	0.628	0.038
202.01/03	LC	Ministry of Finance, Tashichho Dzong, Thimphu	0.995	1.296	-0.301
202.01/03/01/006/1027	PLC	Ministry of Finance, Tashichho Dzong	0.033	0.000	0.033
202.01/03/02	LC	Regional Revenue & Customs Office, Thimphu	0.972	0.917	0.056
202.01/03/03	LC	Regional Revenue & Customs Office, P/ling	1.403	1.403	0.000
202.01/03/04	LC	Regional Revenue & Customs Office, Samtse	0.689	0.689	0.000
202.01/03/05	LC	Regional Revenue & Customs, Gelephu	0.635	0.638	-0.003

**SCHEDULE OF OTHER RECOVERIES AND REMITTANCES FOR THE FISCAL YEAR 2001-2002**

(Nu. in Millions)

ACCOUNT NUMBER	ACCOUNT TYPE	OPERATING UNIT	OTHER RECOVERIES	OTHER REMITTANCES	NET POSITION
202.01/03/06	LC	Regional Revenue & Customs Office, S/Jongkhar	0.589	0.589	0.000
202.01/05	LC	Ministry of Finance, Tashichho Dzong, Thimphu	1.580	1.573	0.007
202.01/06	LC	Ministry of Finance, Tashichho Dzong, Thimphu	0.343	0.343	0.000
203.01/01	LC	Ministry of Foreign Affairs, Thimphu	1.101	1.313	-0.211
203.01/02/01/002.00	LC	PMB Geneva	0.299	8.679	-8.380
203.01/02/02/001.00	LC	RBE, New Delhi	0.183	0.198	-0.015
203.01/02/02/002.00	LC	RBE, Dhaka	0.109	0.856	-0.748
204.01/01	LC	Ministry of Health and Education, Thimphu	1.545	1.538	0.007
204.01/02	LC	Education Division, Ministry of Health & Edn.	2.186	2.181	0.005
204.01/02.1	PLC	Education Division, Ministry of Health & Edn	0.034	0.100	-0.066
204.01/02/01/003.02	LC	Education Central Store	0.496	0.495	0.002
204.01/02/02	PLC	UNICEF Assistant to Education	0.258	0.172	0.086
204.01/02/06/001	LC	Sherubtse College, Kanglung	0.614	0.673	-0.058
204.01/02/07/001	LC	National Institute of Education, Samtse	1.139	1.139	0.000
204.01/02/07/002	LC	Teachers Training College, Paro	1.762	1.825	-0.063
204.01/02/08/003	LC	Simtokha Rigzhung Institute, Thimphu	0.662	0.632	0.030
204.01/02/09.00/1084	PLC	Second Education Project,SDC,(Grant Componen	0.839	0.074	0.765
204.01/03	LC	Health Division, Ministry of Health & Edn.	3.298	3.237	0.061
204.01/03/010/0001	LC	Public Health Engineering, Health Division	0.212	0.353	-0.141
204.01/03/010/003	LC	Public Health Engineering	0.238	0.238	0.000
204.01/03/02/003	LC	Medical Supply Depot, P/ling	0.140	0.140	0.000
204.01/03/05/001	LC	JDW, National Referral Hospital, Thimphu	4.386	4.386	0.000
204.01/03/05/002	PLC	Health Division	0.194	1.245	-1.051

**SCHEDULE OF OTHER RECOVERIES AND REMITTANCES FOR THE FISCAL YEAR 2001-2002**

(Nu. in Millions)

ACCOUNT NUMBER	ACCOUNT TYPE	OPERATING UNIT	OTHER RECOVERIES	OTHER REMITTANCES	NET POSITION
204.01/03/05/003	LC	Mongar Hospital	0.606	0.603	0.003
204.01/03/05/003/441	PLC	Regionel Referral Hospital Const.GOI Project	0.054	0.030	0.024
204.01/03/05/007	LC	Hostital, Trashigang	0.399	0.400	-0.001
204.01/03/05/1271	PLC	Danish Assisted RWSS Project, PHE	0.000	0.014	-0.014
204.01/03/06/008	LC	Malaria Eradication Program	0.429	0.429	0.000
204.01/03/1	PLC	Health Department, Thimphu	0.001	0.000	0.001
204.01/03/2	PLC	International Assistance for Health & Edn.	0.107	0.000	0.107
205.01/01	LC	Ministry of Agriculture, Thimphu	2.115	2.108	0.007
205.01/01/01/004	LC	Agriculture Central Store, P/ling	0.114	0.095	0.019
205.01/01/02/001/0002	LC	National Herbarium & Flora Project, S/thang.	0.258	0.256	0.002
205.01/01/03/001	PLC	National Resource Training Institute, Lobesa	1.070	1.045	0.025
205.01/01/04/001/0002	LC	Wang Water Management project, Paro.	0.138	0.135	0.003
205.01/01/04/001/1122	PLC	Wang Water Management project	0.002	0.002	0.000
205.01/02	LC	Ministry of Agriculture, Thimphu	1.180	1.182	-0.002
205.01/02/02/001/0002	LC	Integrated Pest Mang. project	0.252	0.280	-0.028
205.01/02/02/005/0002	LC	Sust. Soil Fert & Plant Nutrient Mgt. Project	0.408	0.317	0.092
205.01/02/02/005/785	PLC	Ministry of Agriculture, Thimphu	0.039	0.013	0.026
205.01/02/02/006	LC	Post Harvest Unit, MOA, Paro	0.193	0.169	0.024
205.01/02/02/007/873	PLC	Soil Survey & Land Resources Project,Semtokha	0.001	0.001	-0.001
205.01/02/03/001	LC	RNR Research Centre, Bajo, Wangdiphodrang	1.056	1.198	-0.142
205.01/02/03/002/0002	LC	RNR Research Centre, Yusipang	0.929	0.929	0.000
205.01/02/03/003	LC	RNR Research Centre, Bumthang	0.835	0.836	-0.001
205.01/02/03/003/1095	PLC	RNRRC, Bumthang, Helvetas	0.012	0.000	0.012

**SCHEDULE OF OTHER RECOVERIES AND REMITTANCES FOR THE FISCAL YEAR 2001-2002**

(Nu. in Millions)

ACCOUNT NUMBER	ACCOUNT TYPE	OPERATING UNIT	OTHER RECOVERIES	OTHER REMITTANCES	NET POSITION
205.01/02/03/003/1142	PLC	RNRRC, Bumthang	0.008	0.000	0.008
205.01/02/05/001	PLC	Project Facilitation Office, Khangma	0.430	0.427	0.003
205.01/02/05/002	PLC	Dzongkhag Administration, Trashigang	0.641	0.641	0.000
205.01/02/05/005	PLC	Dzongkhag Administration, Mongar	1.248	2.277	-1.028
205.01/02/05/008	PLC	Dzongkhag Administration, Lhuentse	0.312	0.315	-0.003
205.01/02/05/011	PLC	Dzongkhag Administration, Trashi Yangtse	0.428	0.406	0.022
205.01/02/05/014	PLC	Dzongkhag Administration, P/Gatshel	0.438	0.438	0.000
205.01/02/05/017	PLC	Dzongkhag Administration	0.605	0.614	-0.009
205.01/02/05/020	LC	Regional Livestock Breed Centre, Lingmithang	0.215	0.213	0.002
205.01/02/05/021	LC	Regional Mithun Breeding Farm, Arong	0.039	0.039	0.000
205.01/02/05/023	PLC	RNR Research Centre, Khangma	0.690	0.780	-0.090
205.01/02/05/027	PLC	National Nublang Farm, Trashiyangphu	0.053	0.053	0.000
205.01/02/06/001	PLC	Paro Valley Development Project, Paro	0.465	0.460	0.006
205.01/03	LC	Ministry of Agriculture, Thimphu.	0.346	0.346	0.001
205.01/03/02/001	LC	National Jersey Breeding Farm, Samtse	0.134	0.134	0.000
205.01/03/02/002	LC	NH & BSCB Centre, Bumthang	0.023	0.023	0.000
205.01/03/02/003	LC	National Sheep Breeding Project, Bumthang	0.113	0.113	0.000
205.01/03/02/004	LC	National Pig Breeding Centre, Wangchutaba	0.162	0.147	0.016
205.01/03/02/005	LC	Regional Poultry Breeding Centre, Paro	0.084	0.118	-0.034
205.01/03/02/006	LC	Regional Mithun Breeding Farm, Chhukha	0.029	0.029	0.000
205.01/03/02/007	LC	National Fodder Seed Prod. Centre, Bumthang	0.093	0.093	0.000
205.01/03/02/008	LC	NAIP & SPC, Wangchutaba	0.214	0.214	0.000
205.01/03/02/009/0001	LC	BSC&NHP, Bumthang	0.071	0.071	0.000

**SCHEDULE OF OTHER RECOVERIES AND REMITTANCES FOR THE FISCAL YEAR 2001-2002**

(Nu. in Millions)

ACCOUNT NUMBER	ACCOUNT TYPE	OPERATING UNIT	OTHER RECOVERIES	OTHER REMITTANCES	NET POSITION
205.01/03/02/010	LC	Regional Poultry & Pig Breeding Centre	0.143	0.143	0.000
205.01/03/03/001	LC	Royal Vety. Epidemiology Centre, Serbithang	0.561	0.646	-0.085
205.01/03/03/004	LC	Regional Vety Lab., Gedu	0.135	0.132	0.003
205.01/03/03/005	LC	RVL, Khaling	0.224	0.234	-0.010
205.01/03/03/006	LC	RVL, Bumthang	0.046	0.046	0.000
205.01/03/03/007	LC	Regional Vety. Lab. Gelephu	0.099	0.095	0.004
205.01/03/04/001	LC	Agriculture Machinery Centre, Paro	1.199	1.198	0.001
205.01/04	LC	AFD, Ministry of Agriculture, Thimphu.	0.576	0.643	-0.067
205.01/04/01/003/0001	LC	Forest Resources Dev. Division, Thimphu	0.388	0.362	0.026
205.01/04/02/001	LC	Divisional Forest Officer, Bumthang	0.403	0.418	-0.015
205.01/04/02/002	LC	Divisional Forest Office, Tsirang	0.242	0.242	0.000
205.01/04/02/004	LC	Forestry Services Division, Sarpang	0.988	0.861	0.127
205.01/04/02/007	LC	Mongar Forestry Division, Mongar	0.410	0.410	0.000
205.01/04/02/008	LC	Forestry Services Division, Paro	0.676	0.673	0.003
205.01/04/02/010	LC	Divisional Forest Office, S/Jongkhar	0.526	0.512	0.014
205.01/04/02/011	LC	Divisional Forest Office, Samtse	0.473	0.474	-0.001
205.01/04/02/013	LC	Forestry Services Division, Trashigang	0.468	0.478	-0.009
205.01/04/02/014/0001	LC	Divisional Forest Office, Thimphu	0.798	0.761	0.037
205.01/04/02/017	LC	Divisional Forest Office, W/Phodrang	0.517	0.517	0.000
205.01/04/02/018	LC	Divisional Forest Office, Gedu	0.643	0.627	0.016
205.01/04/03/003	LC	Bhutan German Sustain'ble RNR Dev. Proj. Lobesa	0.073	0.073	0.000
205.01/04/04/001/1001	PLC	Ministry of Agriculture, Thimphu	0.001	0.001	0.000
205.01/04/04/001/1217	PLC	Ministry of Agriculture, (BTF) Thimphu	0.137	0.105	0.032

**SCHEDULE OF OTHER RECOVERIES AND REMITTANCES FOR THE FISCAL YEAR 2001-2002**

(Nu. in Millions)

ACCOUNT NUMBER	ACCOUNT TYPE	OPERATING UNIT	OTHER RECOVERIES	OTHER REMITTANCES	NET POSITION
205.01/04/04/002/0002	LC	Royal Manas National Park, Gelephu	0.523	0.331	0.193
205.01/04/04/002/1217	PLC	Royal Manas National Park, Gelephu	0.159	0.149	0.010
205.01/04/04/004/0002	LC	Black Mountain National Park,	0.133	0.127	0.007
205.01/04/04/005/0002	LC	Jigme Dorji National Park, Gasa	0.143	0.142	0.001
205.01/04/04/005/1217	PLC	Jigme Dorji National Park, Gasa	0.159	0.159	0.000
205.01/04/04/007/1089	PLC	Ministry of Agriculture, Thimphu	0.000	0.012	-0.012
205.01/04/04/007/1217	PLC	Bomdiling Wildlife Sanctuary	0.205	0.204	0.001
205.01/04/04/008/0002	LC	Thrimshingla National Park, Ura, Bumthang	0.044	0.043	0.002
205.01/04/04/008/1217	PLC	Thrimshingla National Park, Ura, Bumthang	0.049	0.049	0.000
205.01/04/05/001/0001	LC	Bhutan Forestry Institute, Taba	0.151	0.078	0.073
205.01/04/06/001/112	PLC	III Forestry Development Project (W/Bank)	0.367	0.368	-0.002
206.01/01	LC	Ministry of Trade & Industry, Thimphu	1.185	1.280	-0.095
206.01/02	LC	AFD, Ministry of Trade & Industry, Thimphu	0.382	0.476	-0.095
206.01/02/02/003.00	LC	Regional Trade & Industry Office, Phuentsholing	0.600	0.599	0.002
206.01/02/02/004.00	LC	Regional Trade & Industry Office, DoT, Gelephu	0.153	0.153	0.000
206.01/02/02/005.00	LC	Regional Trade & Industry Office, S/Jongkhar	0.063	0.063	0.000
206.01/03	LC	AFD, Ministry of Trade & Industry, Thimphu	1.397	1.394	0.003
206.01/03/1	LC	DGM, MTI	0.000	0.540	-0.540
206.01/04	LC	Department of Power, MTI, Thimphu	10.125	12.056	-1.931
206.01/05	LC	AFD, Ministry of Trade & Industry, Thimphu	0.517	1.923	-1.406
206.01/05/04/003.01	PLC	Silicon Carbide Project Office, MTI, Thimphu	0.005	0.005	0.000
206.01/05/08	LC	Liasion Office of KPA, Gelephu	0.002	0.002	0.000
206.01/06	LC	AFD, Ministry of Trade & Industry, Thimphu	0.135	0.135	0.000

**SCHEDULE OF OTHER RECOVERIES AND REMITTANCES FOR THE FISCAL YEAR 2001-2002**

(Nu. in Millions)

ACCOUNT NUMBER	ACCOUNT TYPE	OPERATING UNIT	OTHER RECOVERIES	OTHER REMITTANCES	NET POSITION
207.01/01/002	LC	Ministry of Communications, Thimphu.	2.527	2.749	-0.222
207.01/05	LC	Public Works Division, Roads, Thimphu.	0.472	0.379	0.093
207.01/05/01	LC	DOR, HQ	0.003	0.004	0.000
207.01/05/01/11.00/1338	PLC	AFD, MOC, Thimphu	0.028	0.028	0.000
207.01/05/01/4.00/1247	PLC	Rural Access Project, DOR, MOC	0.079	0.000	0.079
207.01/05/02	LC	Roads Maintenance Unit, DOR, Trongsa	0.399	0.442	-0.043
207.01/05/03	LC	Roads Maintenance Unit, DOR, Lobesa	3.315	3.312	0.004
207.01/05/04	LC	Roads Maint. Unit, DOR, Mongar	1.762	1.762	0.000
207.01/05/04/01	LC	RMS, Lingmithang	0.152	0.146	0.007
207.01/05/04/013.00/1247	PLC	Lhuentse-Dungkar Roads, DOR	0.052	0.052	0.000
207.01/05/05	LC	Roads Maint. Division, MOC, Thimphu	1.411	1.393	0.018
207.01/05/05/01	LC	RMS Thimphu	0.214	0.214	0.000
207.01/05/06	LC	Roads Maint. Unit, DOR, Zhemgang	0.402	0.400	0.002
207.01/05/07	LC	Roads Maint. Unit, DOR, Sarpang	0.878	0.878	0.000
207.01/05/08	LC	Roads Maint. Unit, DOR, P/ling	1.215	1.214	0.002
207.01/05/09	LC	Roads Maint. Unit, DOR, Tashigang	0.472	0.211	0.261
207.01/05/09/013.00/1247	PLC	Roads Maintenance Section, Tashigang	0.013	0.000	0.013
207.01/05/10/1138	PLC	Suspension Bridge Unit, MOC, Thimphu	0.131	0.129	0.002
207.01/05/11	LC	Material Procurement Unit, DOR, P/ling	0.110	0.110	0.000
207.01/05/12	LC	Central Stores Unit, Phuntsholing	0.094	0.094	0.000
207.01/05/12/01	LC	Central Stores Unit, MOC, Phuentsholing	0.024	0.024	0.000
207.01/06	LC	Department of Civil Aviation, Paro	1.104	1.159	-0.056
207.01/07	LC	Ministry of Communications, Thimphu.	2.804	2.586	0.218

**SCHEDULE OF OTHER RECOVERIES AND REMITTANCES FOR THE FISCAL YEAR 2001-2002**

(Nu. in Millions)

ACCOUNT NUMBER	ACCOUNT TYPE	OPERATING UNIT	OTHER RECOVERIES	OTHER REMITTANCES	NET POSITION
207.01/07/02	LC	City Corporation, Phuntsholing	0.608	0.592	0.016
207.01/07/03/002.00/1136	PLC	City Corporation, Thimphu	0.437	0.437	0.000
207.01/07/04/1246	PLC	Urban Development Project, MOC, Thimphu	0.044	0.044	0.000
207.01/07/04/4.00/1246	PLC	Urban Development Project, Trongsa	0.009	0.009	0.000
207.01/07/04/6.00/1246	PLC	Urban Development Project, Trashig Yangtse	0.035	0.035	0.000
207.01/07/05/1164	PLC	Ministry of Communications, Thimphu	0.088	0.088	0.000
207.01/08	LC	Ministry of Communications, Thimphu	3.357	3.412	-0.055
401.01	LC	Dzongkhag Administration, Chhukha	7.385	6.918	0.467
402.01	LC	Dzongkhag Administration, Ha.	4.010	4.010	0.000
402.01/07	LC	Electricity Supplu Sub Unit, Haa	0.237	0.235	0.001
403.01	LC	Dzongkhag Administration, Paro.	8.782	9.180	-0.398
403.01/01/05/0002	LC	Taktshang Reconstruction Project, Paro	0.078	0.088	-0.010
404.01	LC	Dzongkhag Administration, Samtse.	2.395	2.445	-0.050
404.01/07	LC	Dzongkhag Administration, Samtse	0.128	0.129	-0.001
405.01	LC	Dzongkhag Administration, Tsirang	2.027	2.270	-0.243
406.01	LC	Dzongkhag Administration, Dagana	3.112	2.824	0.289
407.01	LC	Dzongkhag Administration, Punakha	3.731	3.763	-0.031
408.01	LC	Dzongkhag Administration, Wangdi Phodang.	4.497	8.105	-3.607
409.01	LC	Dzongkhag Administration, Bumthang	11.002	2.896	8.105
410.01	LC	Dzongkhag Administration, Sarpang.	4.221	4.240	-0.018
410.01/07	LC	Dzongkhag Administration, Sarpang	0.260	0.260	0.000
411.01	LC	Dzongkhag Administration, Zhemgang	3.574	3.573	0.001
412.01	LC	Dzongkhag Administration, Trongsa	4.359	4.509	-0.150



**SCHEDULE OF OTHER RECOVERIES AND REMITTANCES FOR THE FISCAL YEAR 2001-2002**

(Nu. in Millions)

ACCOUNT NUMBER	ACCOUNT TYPE	OPERATING UNIT	OTHER RECOVERIES	OTHER REMITTANCES	NET POSITION
412.01/01/01/11.00/0002	LC	Trongsa Dzong Renovation Project	0.161	0.161	0.000
412.01/01/01/11.00/1171	PLC	Trongsa Dzong Renovation- AUSTRIAN Grant	0.006	0.006	0.000
412.01/835	PLC	Dzongkhag Administration, Trongsa	0.030	0.011	0.018
413.01	LC	Dzongkhag Administration, Lhuentse.	2.011	1.930	0.081
414.01	LC	Dzongkhag Administration, Mongar	3.583	3.431	0.152
415.01	LC	Dzongkhag Administration, Pema Gatshel.	2.689	2.690	-0.001
416.01	LC	Dzongkhag Administration, Samdrup Jongkhar.	4.991	4.925	0.066
416.01/07	LC	Electricity Supplu Sub Unit, S/J	0.255	0.252	0.003
417.01	LC	Dzongkhag Administration, Trashigang	6.091	6.382	-0.292
418.01	LC	Dzongkhag Administration, Thimphu.	43.588	43.686	-0.098
419.01	LC	Dzongkhag Administration, Gasa	0.847	1.093	-0.245
420.01	LC	Dzongkhag Administration, Trashy Yangtse	2.683	2.684	0.000
		<b>TOTAL</b>	<b>284.171</b>	<b>292.444</b>	<b>-8.274</b>

**SCHEDULE OF REVENUE RECEIPTS AND REMITTANCES FOR THE FISCAL YEAR 2001-2002**

(Nu. in Millions)

ACCOUNT NUMBER	ACCOUNT TYPE	OPERATING UNIT	RECEIPTS	PAYMENTS	NET POSITION
101.01/01	LC	His Majesty's Secretariat, Thimphu	0.515	0.515	0.000
102.01/01/01/005.00/1135	PLC	National Assembly of Bhutan	0.013	0.013	0.000
103.01/01	LC	Royal Advisory Council, Thimphu	0.393	0.389	0.004
103.01/01/01/002.00/1357	PLC	Capacity Building of RAC, Thimphu	0.015	0.015	0.000
104.01/01	LC	Central Monastic Secretariat, Thimphu	0.281	0.281	0.000
104.01/01/01/002	PLC	Religion & Health Project, Dratshang Lhentshog	0.028	0.028	0.000
105.01/01	LC	National Commission for Cultural Affairs, Thimphu	1.207	1.212	-0.006
105.01/01/07	LC	National Museum of Bhutan, Paro	0.141	0.141	0.000
106.01/01	LC	High Court	0.677	0.677	0.000
106.01/01/01/006.00/1313	PLC	Dissemination of Judicial Process, High Court	0.098	0.098	0.000
106.01/01/01/007.00/1117	PLC	S/thening of Bhutanese Legal FrameWork,	0.002	0.002	0.000
106.01/01/01/008.00/1286	PLC	Strengthening of the Phuentsholing Court	0.036	0.036	0.000
106.01/01/01/010.00/1245	PLC	S/thening Law Enforcement Agency (RBP), High Court	0.054	0.054	0.000
106.01/010	LC	District Court, Samtse	0.063	0.063	0.000
106.01/011	LC	District Court, Samdrup Jongkhar	0.066	0.068	-0.003
106.01/012	LC	District Court, Mongar	0.022	0.022	0.000
106.01/013	LC	District Court, Ha	0.030	0.030	0.000
106.01/014	LC	District Court, Trongsa	0.037	0.037	0.000
106.01/015	LC	District Court, Zhemgang	0.014	0.014	0.000
106.01/016	LC	District Court, Dagana	0.015	0.015	0.000
106.01/017	LC	District Court, Lhuentse	0.013	0.013	0.000
106.01/018	LC	District Court, Pema Gatshel	0.025	0.025	0.000
106.01/019	LC	District Court, Bumthang	0.026	0.026	0.000
106.01/02	LC	District Court, Thimphu	0.095	0.095	0.000
106.01/020	LC	District Court, Gasa	0.014	0.014	0.000
106.01/021	LC	District Court, Trashi Yangtse	0.017	0.017	0.000
106.01/022	LC	Dungkhag Court, Phuentsholing	0.065	0.065	0.000

**SCHEDULE OF REVENUE RECEIPTS AND REMITTANCES FOR THE FISCAL YEAR 2001-2002**

(Nu. in Millions)

ACCOUNT NUMBER	ACCOUNT TYPE	OPERATING UNIT	RECEIPTS	PAYMENTS	NET POSITION
106.01/023	LC	Dungkhag Court, Wamrong	0.019	0.019	0.000
106.01/024	LC	Dungkhag Court, Gelephu	0.013	0.013	0.000
106.01/03	LC	District Court, Trashigang	0.030	0.030	0.000
106.01/04	LC	District Court, Wangdue Phodrang	0.042	0.042	0.000
106.01/05	LC	District Court, Punakha	0.030	0.030	0.000
106.01/06	LC	District Court, Sarpang	0.086	0.086	0.000
106.01/07	LC	District Court, Tsirang	0.043	0.043	0.000
106.01/08	LC	District Court, Paro	0.025	0.025	0.000
106.01/09	LC	District Court, Chukha	0.031	0.031	0.000
107.01/01	LC	Planning Commission Secretariat, Thimphu	0.474	0.466	0.008
107.01/01/01/004/1304	PLC	Planning Commission Secretariat	0.033	0.033	0.000
107.01/01/01/005/1363	PLC	9th Plan Formulation & Implementation Proj.	0.084	0.084	0.000
107.01/01/01/3.00/1082	PLC	Planning Commission Secretariat	0.013	0.013	0.001
107.01/01/02/003.00/1254	PLC	GIS Institute Building, PC	0.001	0.001	0.000
107.01/01/02/003.00/1364	PLC	S/thening the National Statistical System	0.040	0.040	0.000
108.01/01	LC	Royal Audit Authority, Thimphu	1.250	1.254	-0.004
108.01/01/01/4.00/1028	PLC	Royal Audit Authority, Thimphu	0.004	0.004	0.000
109.01/01	LC	Royal Civil Service Commission, Thimphu	0.418	0.458	-0.041
109.01/01/01/004/1300	PLC	Strengthening of RCSC, Thimphu	0.057	0.066	-0.009
109.01/01/02/005/621	PLC	Royal Civil Service Commissio (HRD-DUTCH)	0.000	0.000	0.000
109.01/01/02/014.00/0206	PLC	RCSC	0.004	0.001	0.004
109.01/01/02/1.04/958	PLC	Human Resources Dev. Project, RCSC	0.132	0.133	-0.001
109.01/01/02/20.01/1133	PLC	RCSC, Thimphu	0.026	0.011	0.015
109.01/01/02/3.01/1089	PLC	Environment Sector Program Support, RCSC	0.003	0.003	0.000
109.01/01/03/2.00/1213	PLC	HRD General Support Services, RCSC	0.000	0.010	-0.010
111.01/01	LC	Bhutan Olympic Committee, Thimphu	0.337	0.337	0.001
112.01/01	LC	Dzongkha Development Commission, Thimphu	0.259	0.249	0.009

**SCHEDULE OF REVENUE RECEIPTS AND REMITTANCES FOR THE FISCAL YEAR 2001-2002**

(Nu. in Millions)

ACCOUNT NUMBER	ACCOUNT TYPE	OPERATING UNIT	RECEIPTS	PAYMENTS	NET POSITION
112.01/01/01/005/1219	PLC	Dzongkha Development Commission, Thimphu	0.299	0.227	0.071
112.01/01/01/006/1330	PLC	Dzongkha Integration Project, DDC	0.005	0.004	0.001
113.01	PLC	Dzongkhag Administration, Punakha	0.299	0.391	-0.092
114.01/01	LC	National Environment Commission, Thimphu.	0.301	0.302	-0.001
114.01/01/01/002/1089	PLC	National Environment Commission, Thimphu	5.829	0.121	5.708
114.01/01/01/003/823	PLC	Capacity 21 Project, NEC, Thimphu	0.004	0.003	0.001
114.01/01/01/004/862	PLC	Green House Gas Project, NEC	0.003	0.000	0.003
115.01/01	LC	Royal Institute of Management, Semtokha	0.824	0.773	0.051
115.01/01/001.05/1026	PLC	Good Gov. and Public Adm. Reforms Pro, RIM	0.069	0.091	-0.022
116.01/01	LC	Centre for Bhutan Studies, Thimphu	0.004	0.004	0.000
116.01/1/1.00/1132	PLC	Centre for Bhutan Studies, Thimphu	0.009	0.009	0.000
117.01/01	LC	National Technical Training Authority, Thimphu	0.161	0.161	0.000
117.01/01/01/004/1375	PLC	Basic Skills Development Project, NTTA	0.391	0.560	-0.169
117.01/01/03	LC	National Institute for Zorig Chusum, Thimphu	0.293	0.269	0.024
117.01/02/04/002/1362	PLC	S/thening Institutional Capacity of NIZC	0.015	0.021	-0.006
117.01/02/05	LC	Institute for Zorig Chusum, T/Yangtse	0.097	0.092	0.005
117.01/03/01	LC	Royal Bhutan Polytechnic, Kharbandi	1.473	1.473	0.000
117.01/03/02	LC	Royal Technical Institute, Kharbandi	0.920	0.919	0.000
117.01/03/05	LC	National Driving Training Institute, P/ling	0.195	0.198	-0.003
118.01/01	LC	Cabinet Secretariat, Thimphu	0.098	0.098	0.000
119.01/01	LC	Depart. of Employment and Labour	0.189	0.189	0.000
120.01/01	LC	Office of Legal Affairs, Thimphu	0.061	0.061	0.000
120.01/01/01/1.03	LC	Drafting of the Constitution, OLA	0.037	0.037	0.000
201.01/01	LC	Ministry of Home Affairs, Thimphu	0.682	0.682	0.000
201.01/01/001/9.00/1082	PLC	Ministry of Home Affairs, Thimphu	0.001	0.001	0.000
201.01/01/01/006.00	LC	Public Relation Services, MOHA	0.008	0.008	-0.001
201.01/01/01/010.00/1082	PLC	SCDMD, Ministry of Home Affairs, Thimphu	0.000	0.000	0.000

**SCHEDULE OF REVENUE RECEIPTS AND REMITTANCES FOR THE FISCAL YEAR 2001-2002**

(Nu. in Millions)

ACCOUNT NUMBER	ACCOUNT TYPE	OPERATING UNIT	RECEIPTS	PAYMENTS	NET POSITION
201.01/02	LC	Survey & land Record, MOHA, Thimphu	0.768	0.768	0.000
201.01/02/02	PLC	Indo-Bhutan Cooperative Proj. Dept. of Survey	0.010	0.010	0.000
201.01/03	LC	Royal Bhutan Police, (HQ)	0.177	0.177	0.000
201.01/03/01/003.00/1112	PLC	Sup. to Natnl Cap Bldg. for Pop Dev. Planning	0.000	0.000	0.000
201.01/04	LC	Royal Bhutan Police, Thimphu	3.260	3.261	-0.001
202.01/01	LC	Ministry of Finance, Tashichho Dzong, Thimphu	0.982	0.978	0.004
202.01/01/01/008/1166	PLC	Financial Manual Revision Project	0.020	0.020	0.000
202.01/02	LC	Ministry of Finance, Tashichho Dzong, Thimphu	0.631	0.631	0.000
202.01/03	LC	Ministry of Finance, Tashichho Dzong, Thimphu	0.927	0.896	0.031
202.01/03/01/006/1027	PLC	Ministry of Finance, Tashichho Dzong	0.171	0.242	-0.071
202.01/03/02	LC	Regional Revenue & Customs Office, Thimphu	0.204	0.204	0.000
202.01/03/03	LC	Regional Revenue & Customs Office, P/ling	0.662	0.662	0.000
202.01/03/04	LC	Regional Revenue & Customs Office, Samtse	0.221	0.221	0.000
202.01/03/05	LC	Regional Revenue & Customs, Gelephu	0.215	0.215	0.000
202.01/03/06	LC	Regional Revenue & Customs Office, S/Jongkhar	0.135	0.138	-0.004
202.01/05	LC	Ministry of Finance, Tashichho Dzong, Thimphu	0.990	0.990	0.000
202.01/05/1	LC	AFD, MOF	0.060	0.064	-0.004
202.01/06	LC	Ministry of Finance, Tashichho Dzong, Thimphu	0.206	0.206	0.000
202.01/06/02/001/0789	PLC	Sustainable Development Secretariat, Thimphu	0.040	0.032	0.008
202.01/06/02/002/1183	PLC	Sustainable Development Secretariat, Thimphu	0.049	0.042	0.007
202.01/06/02/003/1176	PLC	Sustainable Development Secretariat, Thimphu	0.000	0.003	-0.003
203.01/01	LC	Ministry of Foreign Affairs, Thimphu	0.668	0.676	-0.009
203.01/02/01/001.00	LC	PMB, New York	0.788	0.300	0.488
203.01/02/01/002.00	LC	PMB Geneva	0.241	0.294	-0.053
203.01/02/02/001.00	LC	RBE, New Delhi	0.242	0.034	0.208
203.01/02/02/002.00	LC	RBE, Dhaka	0.359	0.890	-0.531
203.01/02/02/003.00	LC	RBE Kuwait	0.126	0.107	0.019

**SCHEDULE OF REVENUE RECEIPTS AND REMITTANCES FOR THE FISCAL YEAR 2001-2002**

(Nu. in Millions)

ACCOUNT NUMBER	ACCOUNT TYPE	OPERATING UNIT	RECEIPTS	PAYMENTS	NET POSITION
203.01/02/02/004.00	LC	RBE , Bangkok	0.383	0.000	0.383
204.01/01	LC	Ministry of Health and Education, Thimphu	0.667	0.663	0.004
204.01/02	LC	Education Division, Ministry of Health & Edn.	2.771	2.752	0.019
204.01/02.1	PLC	Education Divission, Ministry of Health & Edn	0.087	0.202	-0.116
204.01/02/01/003.02	LC	Education Central Store	0.116	0.116	0.000
204.01/02/01/007.05/1089	PLC	Environment Education	0.192	0.192	0.000
204.01/02/01/1079	PLC	Population Education Activities, MHE	0.002	0.000	0.002
204.01/02/02	PLC	UNICEF Assistant to Education	0.005	0.000	0.005
204.01/02/06/001	LC	Sherubtse College, Kanglung	2.423	2.293	0.130
204.01/02/07/001	LC	National Institute of Education, Samtse	1.496	1.496	0.000
204.01/02/07/002	LC	Teachers Training College, Paro	1.217	1.096	0.121
204.01/02/08/003	LC	Simtokha Rigzhung Institute, Thimphu	0.186	0.180	0.005
204.01/02/09.00/1072	PLC	Second Education Project, IDA (Loan Component)	2.668	2.668	0.000
204.01/02/09.00/1084	PLC	Second Education Project,SDC,(Grant Componen	0.151	0.151	0.000
204.01/03	LC	Health Division, Ministry of Health & Edn.	2.797	2.843	-0.046
204.01/03/004.00/1078	PLC	UNFPA Project BHU/98/P01	0.323	0.186	0.137
204.01/03/010/0001	LC	Public Health Engineering, Health Division	0.054	0.054	0.000
204.01/03/010/003	LC	Public Health Engineering	0.257	0.256	0.000
204.01/03/02/003	LC	Medical Supply Depot, P/ling	0.132	0.132	0.000
204.01/03/03/	PLC	UNICEF Project, MHE	0.047	0.047	0.000
204.01/03/05/001	LC	JDW, National Referral Hospital, Thimphu	4.662	4.662	0.000
204.01/03/05/002	PLC	Health Division	0.455	0.455	0.000
204.01/03/05/003	LC	Mongar Hospital	0.917	0.920	-0.003
204.01/03/05/003/441	PLC	Regionel Referral Hospital Const.GOI Project	0.362	0.361	0.001
204.01/03/05/007	LC	Hostital, Trashigang	0.286	0.286	0.000
204.01/03/05/1271	PLC	Danish Assisted RWSS Project, PHE	0.433	0.433	0.000
204.01/03/06/008	LC	Malaria Eradication Program	0.047	0.047	0.000

**SCHEDULE OF REVENUE RECEIPTS AND REMITTANCES FOR THE FISCAL YEAR 2001-2002**

(Nu. in Millions)

ACCOUNT NUMBER	ACCOUNT TYPE	OPERATING UNIT	RECEIPTS	PAYMENTS	NET POSITION
204.01/03/1	PLC	Health Department, Thimphu	1.675	1.037	0.637
204.01/03/2	PLC	International Assistance for Health & Edn.	0.153	0.153	0.000
205.01/01	LC	Ministry of Agriculture, Thimphu	1.101	1.090	0.011
205.01/01/01/003/1089	PLC	Ministry of Agriculture, (LUPP)	0.076	0.076	0.000
205.01/01/01/004	LC	Agriculture Central Store, P/ling	0.057	0.058	-0.001
205.01/01/02/001/0002	LC	National Herbarium & Flora Project, S/thang.	0.108	0.106	0.002
205.01/01/02/002/1089	PLC	National Herbarium & Flora Project	0.005	0.005	0.000
205.01/01/02/003/1252	PLC	Agro Bio-diversity Centre, Serbithang	0.132	0.132	0.000
205.01/01/02/004/1165	PLC	Royal Botanical Garden, Serbithang	0.007	0.000	0.007
205.01/01/02/005/1337	PLC	NBC, Serbithang	0.001	0.001	0.000
205.01/01/03/001	PLC	National Resource Training Institute, Lobesa	1.212	1.239	-0.027
205.01/01/04/001/0002	LC	Wang Water Management project, Paro.	0.035	0.034	0.001
205.01/01/04/001/1122	PLC	Wang Water Management project	0.028	0.014	0.013
205.01/01/04/002.01/1122	PLC	Ministry of Agriculture(PPD), Thimphu.	0.008	0.008	0.000
205.01/01/04/002.03/1122	PLC	RNRRC, Yusipang	0.004	0.004	0.000
205.01/01/04/002.05/1122	PLC	FRDD, MOA	0.003	0.003	0.000
205.01/01/04/002.07/1122	PLC	Divisional Forest Office, Paro	0.000	0.000	0.000
205.01/01/04/002.08/1122	PLC	Divisional Forest Office, Gedu	0.001	0.000	0.001
205.01/01/04/002.09/1122	PLC	Divisional Forest Office, Thimphu	0.001	0.001	0.000
205.01/01/04/002.11/1122	PLC	Forest Extension Division, MOA	0.001	0.001	0.000
205.01/02	LC	Ministry of Agriculture, Thimphu	0.587	0.584	0.003
205.01/02/02/001/0002	LC	Integrated Pest Mang. project	0.071	0.071	0.000
205.01/02/02/005/0002	LC	Sust. Soil Fert & Plant Nutrient Mgt. Project	0.070	0.075	-0.005
205.01/02/02/005/785	PLC	Ministry of Agriculture, Thimphu	0.024	0.066	-0.043
205.01/02/02/006	LC	Post Harvest Unit, MOA, Paro	0.034	0.063	-0.030
205.01/02/02/007/873	PLC	Soil Survey & Land Resources Project, Semtokha	0.007	0.006	0.001
205.01/02/02/010/997	PLC	Ministry of Agriculture (IHDP)	0.213	0.184	0.028

**SCHEDULE OF REVENUE RECEIPTS AND REMITTANCES FOR THE FISCAL YEAR 2001-2002**

(Nu. in Millions)

ACCOUNT NUMBER	ACCOUNT TYPE	OPERATING UNIT	RECEIPTS	PAYMENTS	NET POSITION
205.01/02/03/001	LC	RNR Research Centre, Bajo, Wangdiphodrang	0.245	0.288	-0.044
205.01/02/03/002/0002	LC	RNR Research Centre, Yusipang	0.827	0.827	0.000
205.01/02/03/002/1095	PLC	RNR Research Centre, Yusipang	0.022	0.022	0.000
205.01/02/03/003	LC	RNR Research Centre, Bumthang	0.218	0.224	-0.006
205.01/02/03/003/1095	PLC	RNRRC, Bumthang, Helvetas	0.004	0.002	0.002
205.01/02/03/003/1142	PLC	RNRRC, Bumthang	0.002	0.000	0.002
205.01/02/04/001/974	PLC	Ministry of Agriculture (RNR ESP), Thimphu	0.066	0.051	0.014
205.01/02/05/001	PLC	Project Facilitation Office, Khangma	0.186	0.187	-0.001
205.01/02/05/002	PLC	Dzongkhag Administration, Trashigang	0.340	0.340	0.000
205.01/02/05/005	PLC	Dzongkhag Administration, Mongar	0.716	0.714	0.002
205.01/02/05/008	PLC	Dzongkhag Administration, Lhuentse	0.145	0.143	0.001
205.01/02/05/011	PLC	Dzongkhag Administration, Trashi Yangtse	0.365	0.368	-0.003
205.01/02/05/014	PLC	Dzongkhag Administration, P/Gatshel	0.066	0.064	0.002
205.01/02/05/017	PLC	Dzongkhag Administration	0.255	0.255	0.000
205.01/02/05/020	LC	Regional Livestock Breed Centre, Lingmithang	0.041	0.040	0.002
205.01/02/05/021	LC	Regional Mithun Breeding Farm, Arong	0.036	0.036	0.000
205.01/02/05/023	PLC	RNR Research Centre, Khangma	0.342	0.235	0.106
205.01/02/05/027	PLC	National Nublang Farm, Trashiyangphu	0.056	0.052	0.004
205.01/02/06/001	PLC	Paro Valley Development Project, Paro	0.261	0.120	0.141
205.01/03	LC	Ministry of Agriculture, Thimphu.	0.237	0.199	0.038
205.01/03/02/001	LC	National Jersey Breeding Farm, Samtse	0.088	0.088	0.000
205.01/03/02/002	LC	NH & BSCB Centre, Bumthang	0.007	0.007	0.000
205.01/03/02/003	LC	National Sheep Breeding Project, Bumthang	0.081	0.081	0.000
205.01/03/02/004	LC	National Pig Breeding Centre, Wangchutaba	0.156	0.156	0.000
205.01/03/02/005	LC	Regional Poultry Breeding Centre, Paro	0.034	0.034	0.000
205.01/03/02/006	LC	Regional Mithun Breeding Farm, Chhukha	0.203	0.203	0.000
205.01/03/02/007	LC	National Fodder Seed Prod. Centre, Bumthang	0.039	0.039	0.000



**SCHEDULE OF REVENUE RECEIPTS AND REMITTANCES FOR THE FISCAL YEAR 2001-2002**

(Nu. in Millions)

ACCOUNT NUMBER	ACCOUNT TYPE	OPERATING UNIT	RECEIPTS	PAYMENTS	NET POSITION
205.01/03/02/008	LC	NAIP & SPC, Wangchutaba	0.121	0.121	0.000
205.01/03/02/009/0001	LC	BSC&NHP, Bumthang	0.035	0.035	0.000
205.01/03/02/010	LC	Regional Poultry & Pig Breeding Centre	0.092	0.089	0.003
205.01/03/03/001	LC	Royal Vety. Epidemiology Centre, Serbithang	0.211	0.211	0.000
205.01/03/03/004	LC	Regional Vety Lab., Gedu	0.027	0.030	-0.003
205.01/03/03/005	LC	RVL, Khaling	0.037	0.037	0.000
205.01/03/03/006	LC	RVL, Bumthang	0.014	0.014	0.000
205.01/03/03/007	LC	Regional Vety. Lab. Gelephu	0.027	0.027	0.000
205.01/03/04/001	LC	Agriculture Machinery Centre, Paro	0.139	0.141	-0.002
205.01/04	LC	AFD, Ministry of Agriculture, Thimphu.	0.308	0.310	-0.002
205.01/04/01/003/0001	LC	Forest Resources Dev. Division, Thimphu	0.078	0.126	-0.048
205.01/04/02/001	LC	Divisional Forest Officer, Bumthang	0.116	0.096	0.020
205.01/04/02/002	LC	Divisional Forest Office, Tsirang	0.081	0.081	0.000
205.01/04/02/004	LC	Forestry Services Division, Sarpang	0.284	0.276	0.008
205.01/04/02/007	LC	Mongar Forestry Division, Mongar	0.155	0.155	0.000
205.01/04/02/008	LC	Forestry Services Division, Paro	0.053	0.053	0.000
205.01/04/02/010	LC	Divisional Forest Office, S/Jongkhar	0.332	0.332	0.000
205.01/04/02/011	LC	Divisional Forest Office, Samtse	0.233	0.233	0.000
205.01/04/02/013	LC	Forestry Services Division, Trashigang	1.811	1.771	0.040
205.01/04/02/014/0001	LC	Divisional Forest Office, Thimphu	0.138	0.132	0.006
205.01/04/02/017	LC	Divisional Forest Office, W/Phodrang	4.028	4.028	0.000
205.01/04/02/018	LC	Divisional Forest Office, Gedu	0.197	0.197	0.000
205.01/04/03/003	LC	Bhutan German Sustain'ble RNR Dev. Proj. Lobesa	0.029	0.029	0.000
205.01/04/03/003/1004	PLC	Bhutan German Sustain'ble RNR Dev. Proj. Lobesa	0.022	0.022	0.000
205.01/04/04/001/1001	PLC	Ministry of Agriculture, Thimphu	0.212	0.000	0.212
205.01/04/04/001/1217	PLC	Ministry of Agriculture, (BTF) Thimphu	0.056	0.035	0.021
205.01/04/04/002/0002	LC	Royal Manas National Park, Gelephu	0.177	0.177	0.000

**SCHEDULE OF REVENUE RECEIPTS AND REMITTANCES FOR THE FISCAL YEAR 2001-2002**

(Nu. in Millions)

ACCOUNT NUMBER	ACCOUNT TYPE	OPERATING UNIT	RECEIPTS	PAYMENTS	NET POSITION
205.01/04/04/002/1217	PLC	Royal Manas National Park, Gelephu	0.022	0.022	0.000
205.01/04/04/004/0002	LC	Black Mountain National Park,	0.031	0.022	0.008
205.01/04/04/005/0002	LC	Jigme Dorji National Park, Gasa	0.021	0.021	0.000
205.01/04/04/005/1217	PLC	Jigme Dorji National Park, Gasa	0.007	0.007	0.000
205.01/04/04/007/1089	PLC	Ministry of Agriculture, Thimphu	0.112	0.112	0.000
205.01/04/04/007/1217	PLC	Bomdiling Wildlife Sanctuary	0.027	0.038	-0.011
205.01/04/04/008/0002	LC	Thrimshingla National Park, Ura, Bumthang	0.018	0.018	0.000
205.01/04/04/008/1217	PLC	Thrimshingla National Park, Ura, Bumthang	0.018	0.018	0.000
205.01/04/04/1005	PLC	WWF Service, MOA	0.104	0.104	0.000
205.01/04/05/001/0001	LC	Bhutan Forestry Institute, Taba	0.025	0.073	-0.048
205.01/04/06/001/112	PLC	III Forestry Development Project (W/Bank)	0.339	0.274	0.064
206.01/01	LC	Ministry of Trade & Industry, Thimphu	0.819	0.744	0.075
206.01/01/01/005.00/1089	PLC	ESPS Project, Ministry of Trade & Industry, Thimphu	0.059	0.059	0.000
206.01/02	LC	AFD, Ministry of Trade & Industry, Thimphu	0.392	0.392	0.000
206.01/02/02/003.00	LC	Regional Trade & Industry Office, Phuentsholing	0.199	0.199	0.000
206.01/02/02/004.00	LC	Regional Trade & Industry Office, DoT, Gelephu	2.563	2.563	0.000
206.01/02/02/005.00	LC	Regional Trade & Industry Office, S/Jongkhar	0.013	0.013	0.000
206.01/03	LC	AFD, Ministry of Trade & Industry, Thimphu	0.489	0.489	0.000
206.01/03/1	LC	DGM, MTI	0.010	0.000	0.010
206.01/04	LC	Department of Power, MTI, Thimphu	22.151	22.501	-0.350
206.01/05	LC	AFD, Ministry of Trade & Industry, Thimphu	3.062	3.053	0.009
206.01/05/04/003.01	PLC	Silicon Carbide Project Office, MTI, Thimphu	0.002	0.002	0.000
206.01/05/05/001.00/1062	PLC	PSDP Project, Ministry of Trade & Industry, Thimphu	0.003	0.001	0.002
206.01/05/06/001.00/0997	PLC	AFD, Ministry of Trade & Industry, Thimphu	0.026	0.026	0.000
206.01/05/08	LC	Liasion Office of KPA, Gelephu	0.002	0.002	0.000
206.01/06	LC	AFD, Ministry of Trade & Industry, Thimphu	0.185	0.185	0.000
206.01/06/01/004.00	PLC	AFD, MTI, Thimphu	0.013	0.031	-0.018

**SCHEDULE OF REVENUE RECEIPTS AND REMITTANCES FOR THE FISCAL YEAR 2001-2002**

(Nu. in Millions)

ACCOUNT NUMBER	ACCOUNT TYPE	OPERATING UNIT	RECEIPTS	PAYMENTS	NET POSITION
207.01/01/002	LC	Ministry of Communications, Thimphu.	1.445	1.420	0.026
207.01/05	LC	Public Works Division, Roads, Thimphu.	0.588	0.559	0.029
207.01/05/01	LC	DOR, HQ	0.104	0.005	0.099
207.01/05/01/11.00/1338	PLC	AFD, MOC, Thimphu	0.028	0.028	0.000
207.01/05/01/4.00/1247	PLC	Rural Access Project, DOR, MOC	0.045	0.078	-0.033
207.01/05/01/5.00/1191	PLC	Punatsangchu Bridge Constn. Project, DOR	0.562	0.562	0.000
207.01/05/01/6.00/1296	PLC	Road Improvement Project, DOR, MOC	0.001	0.000	0.000
207.01/05/02	LC	Roads Maintenance Unit, DOR, Trongsa	0.127	0.150	-0.023
207.01/05/03	LC	Roads Maintenance Unit, DOR, Lobesa	1.637	1.637	0.000
207.01/05/04	LC	Roads Maint. Unit, DOR, Mongar	0.989	0.989	0.000
207.01/05/04/01	LC	RMS, Lingmithang	0.070	0.070	0.000
207.01/05/04/013.00/1247	PLC	Lhuentse-Dungkar Roads, DOR	0.462	0.462	0.000
207.01/05/05	LC	Roads Maint. Division, MOC, Thimphu	0.779	0.779	0.000
207.01/05/05/01	LC	RMS Thimphu	0.328	3.191	-2.863
207.01/05/06	LC	Roads Maint. Unit, DOR, Zhemgang	0.322	0.322	0.000
207.01/05/06/013.00/1247	PLC	Dakpai - Buli Roads, Zhemgang	0.926	0.926	0.000
207.01/05/07	LC	Roads Maint. Unit, DOR, Sarpang	1.772	1.772	0.000
207.01/05/08	LC	Roads Maint. Unit, DOR, P/ling	0.979	0.981	-0.001
207.01/05/09	LC	Roads Maint. Unit, DOR, Tashigang	1.187	1.187	0.000
207.01/05/09/013.00/1247	PLC	Roads Maintenance Section, Tashigang	0.232	0.245	-0.013
207.01/05/10/1138	PLC	Suspension Bridge Unit, MOC, Thimphu	0.096	0.096	0.000
207.01/05/11	LC	Material Procurement Unit, DOR, P/ling	0.112	0.112	0.000
207.01/05/12	LC	Central Stores Unit, Phuntsholing	0.190	0.198	-0.008
207.01/05/12/01	LC	Central Stores Unit, MOC, Phuntsholing	2.509	2.501	0.008
207.01/05/13/001/0005	PLC	Ministry of Communications, Thimphu	0.155	0.139	0.016
207.01/06	LC	Department of Civil Aviation, Paro	0.402	0.402	0.000
207.01/07	LC	Ministry of Communications, Thimphu.	2.867	2.258	0.608

**SCHEDULE OF REVENUE RECEIPTS AND REMITTANCES FOR THE FISCAL YEAR 2001-2002**

(Nu. in Millions)

ACCOUNT NUMBER	ACCOUNT TYPE	OPERATING UNIT	RECEIPTS	PAYMENTS	NET POSITION
207.01/07/02	LC	City Corporation, Phuntsholing	4.688	4.701	-0.013
207.01/07/02/005.00/1136	PLC	Urban Sector Prog.Support,City Corpn., P/ling	0.147	0.151	-0.003
207.01/07/03/001.0/1136	PLC	Ministry of Communications, Thimphu	0.027	0.027	0.000
207.01/07/04/1246	PLC	Urban Development Project, MOC, Thimphu	1.310	1.317	-0.008
207.01/07/04/2.00/1246	PLC	Urban Development Project, Zhemgang	0.036	0.036	0.000
207.01/07/04/4.00/1246	PLC	Urban Development Project, Trongsa	0.027	0.027	0.000
207.01/07/04/5.00/1246	PLC	Urban Development Project, Paro	0.090	0.090	0.000
207.01/07/04/6.00/1246	PLC	Urban Development Project, Trashi Yangtse	0.068	0.068	0.000
207.01/07/04/8.00/1246	PLC	Urban Development Project, Wangdue Phodrang	0.044	0.044	0.000
207.01/07/04/9.00/1246	PLC	Urban development Project, Bumthang Dzongkhag	0.062	0.062	0.000
207.01/07/05/1164	PLC	Ministry of Communications, Thimphu	1.528	1.553	-0.025
207.01/08	LC	Ministry of Communications, Thimphu	0.367	0.363	0.003
401.01	LC	Dzongkhag Administration, Chukha	4.689	4.678	0.011
401.01/05/1122	PLC	Dzongkhag Administration, Chukha	0.054	0.054	0.000
402.01/07	LC	Electricity Supplu Sub Unit, Haa	0.043	0.043	0.000
402.01/07/236	PLC	Dzongkhag Administration, Haa	0.001	0.001	0.000
403.01/01/05/0002	LC	Taktshang Reconstruction Project, Paro	0.139	0.139	0.000
403.01/05/1122	PLC	Dzongkhag Administration, Paro	0.080	0.080	0.000
404.01	LC	Dzongkhag Administration, Samtse.	1.615	1.615	0.000
404.01/03/0981	PLC	Dzongkhag Administration, Samtse	0.006	0.006	0.000
404.01/07	LC	Dzongkhag Administration, Samtse	0.202	0.202	0.000
405.01	LC	Dzongkhag Administration, Tsirang	1.595	1.595	0.000
406.01	LC	Dzongkhag Administration, Dagana	0.148	0.148	0.000
407.01	LC	Dzongkhag Administration, Punakha	2.007	2.007	0.000
408.01	LC	Dzongkhag Administration, Wangdi Phodang.	1.717	1.736	-0.018
408.01/03/0981	PLC	Dzongkhag Administration, Wangdue Phodrang	0.032	0.032	0.000
409.01	LC	Dzongkhag Administration, Bumthang	1.216	1.205	0.011

**SCHEDULE OF REVENUE RECEIPTS AND REMITTANCES FOR THE FISCAL YEAR 2001-2002**

(Nu. in Millions)

ACCOUNT NUMBER	ACCOUNT TYPE	OPERATING UNIT	RECEIPTS	PAYMENTS	NET POSITION
410.01	LC	Dzongkhag Administration, Sarpang.	2.386	2.385	0.001
410.01/07	LC	Dzongkhag Administration, Sarpang	0.099	0.103	-0.003
411.01	LC	Dzongkhag Administration, Zhemgang	2.865	2.865	0.000
411.01/03/0981	PLC	Dzongkhag Administration, Zhemgang	0.136	0.136	0.000
411.01/1232	PLC	Dzongkhag Adm, Zhemgang	0.014	0.012	0.002
412.01	LC	Dzongkhag Administration, Trongsa	1.042	1.205	-0.163
412.01/01/01/11.00/0002	LC	Trongsa Dzong Renovation Project	0.050	0.050	0.000
412.01/01/01/11.00/1171	PLC	Trongsa Dzong Renovation- AUSTRIAN Grant	0.048	0.048	0.000
413.01	LC	Dzongkhag Administration, Lhuentse.	1.542	1.573	-0.031
413.01/03/0981	PLC	Dzongkhag Adm, Lhuentse	0.013	0.013	0.000
414.01	LC	Dzongkhag Administration, Mongar	2.873	2.649	0.224
415.01	LC	Dzongkhag Administration, Pema Gatshel.	1.501	1.497	0.004
416.01	LC	Dzongkhag Administration, Samdrup Jongkhar.	2.410	2.409	0.000
416.01/07	LC	Electricity Supplu Sub Unit, S/J	0.349	0.349	0.000
416.01/07/236	PLC	Dzongkhag Adm. S/Jongkhar	0.011	0.011	0.000
417.01	LC	Dzongkhag Administration, Trashigang	3.765	3.547	0.219
418.01	LC	Dzongkhag Administration, Thimphu.	0.737	0.061	0.677
419.01	LC	Dzongkhag Administration, Gasa	0.787	0.000	0.787
419.01/03/0981	PLC	Dzongkhag Adm, Gasa	0.254	0.074	0.180
420.01	LC	Dzongkhag Administration, Trashi Yangtse	1.618	1.504	0.114
		<b>TOTAL</b>	<b>168.690</b>	<b>161.750</b>	<b>6.941</b>

**SCHEDULE OF ADVANCE AND SUSPENCES FOR THE FISCAL YEAR 2001-2002**

(Nu. in Millions)

ACCOUNT NUMBER	ACCOUNT TYPE	OPERATING UNIT	RECEIPTS	PAYMENTS	NET POSITION
101.01/01	LC	His Majesty's Secretariat, Thimphu	0.486	0.496	-0.010
102.01/01	LC	National Assembly of Bhutan, Thimphu	0.005	2.209	-2.203
102.01/01/01/005.00/1135	PLC	National Assembly of Bhutan	1.634	0.892	0.742
103.01/01	LC	Royal Advisory Council, Thimphu	1.017	0.251	0.766
104.01/01	LC	Central Monastic Secretariat, Thimphu	8.139	6.112	2.027
104.01/01/01/002	PLC	Religion & Health Project, Dratshang Lhentshög	0.924	0.935	-0.010
104.01/02	LC	Central Monk Bodies (Rabdey), CRA, Thimphu	102.025	102.026	-0.001
105.01/01	LC	National Commission for Cultural Affairs, Thimphu	17.433	12.741	4.692
105.01/01/07	LC	National Museum of Bhutan, Paro	0.506	0.395	0.112
106.01/01	LC	High Court	1.370	1.258	0.111
106.01/01/01/006.00/1313	PLC	Dissemination of Judicial Process, High Court	2.770	2.770	0.000
106.01/01/01/008.00/1286	PLC	Strengthening of the Phuentsholing Court	1.762	4.436	-2.674
106.01/01/01/010.00/1245	PLC	Strengthening Law Enforcement Agency (RBP), High Court	0.050	0.050	0.000
106.01/010	LC	District Court, Samtse	0.285	0.285	0.000
106.01/011	LC	District Court, Samdrup Jongkhar	0.046	0.044	0.002
106.01/012	LC	District Court, Mongar	0.468	0.481	-0.013
106.01/013	LC	District Court, Ha	0.204	0.214	-0.010
106.01/014	LC	District Court, Trongsa	0.136	0.138	-0.002
106.01/015	LC	District Court, Zhemgang	0.073	0.073	0.000
106.01/017	LC	District Court, Lhuentse	0.010	0.050	-0.040
106.01/018	LC	District Court, Pema Gatshel	0.138	0.148	-0.011
106.01/019	LC	District Court, Bumthang	0.256	0.256	0.000
106.01/02	LC	District Court, Thimphu	0.131	0.125	0.006

**SCHEDULE OF ADVANCE AND SUSPENCES FOR THE FISCAL YEAR 2001-2002**

(Nu. in Millions)

ACCOUNT NUMBER	ACCOUNT TYPE	OPERATING UNIT	RECEIPTS	PAYMENTS	NET POSITION
106.01/020	LC	District Court, Gasa	1.026	0.031	0.994
106.01/021	LC	District Court, Trashy Yangtse	0.086	0.086	0.000
106.01/022	LC	Dungkhag Court, Phuentsholing	0.011	0.023	-0.012
106.01/023	LC	Dungkhag Court, Wamrong	0.103	0.120	-0.017
106.01/024	LC	Dungkhag Court, Gelephu	0.647	0.599	0.048
106.01/03	LC	District Court, Trashigang	0.179	0.179	0.000
106.01/04	LC	District Court, Wangdue Phodrang	0.137	0.139	-0.002
106.01/05	LC	District Court, Punakha	0.069	0.069	0.000
106.01/06	LC	District Court, Sarpang	0.710	0.712	-0.001
106.01/07	LC	District Court, Tsirang	0.254	0.218	0.036
106.01/08	LC	District Court, Paro	0.144	0.144	0.000
106.01/09	LC	District Court, Chukha	0.330	0.341	-0.011
107.01/01	LC	Planning Commission Secretariat, Thimphu	1.340	1.330	0.010
107.01/01/01/004/1304	PLC	Planning Commission Secretariat	0.000	0.059	-0.059
107.01/01/01/005/1363	PLC	9th Plan Formulation & Implementation Proj.	0.000	0.037	-0.037
107.01/01/02/003.00/1364	PLC	S/thening the National Statistical System	0.155	0.155	0.000
108.01/01	LC	Royal Audit Authority, Thimphu	5.795	5.730	0.066
108.01/01/01/4.00/1028	PLC	Royal Audit Authority, Thimphu	13.617	15.286	-1.668
109.01/01	LC	Royal Civil Service Commission, Thimphu	0.247	0.232	0.015
109.01/01/01/004/1300	PLC	Strengthening of RCSC, Thimphu	0.394	0.423	-0.029
109.01/01/02/014.00/0206	PLC	RCSC	1.484	1.462	0.022
111.01/01	LC	Bhutan Olympic Committee, Thimphu	14.697	15.741	-1.044
112.01/01	LC	Dzongkha Development Commission, Thimphu	1.674	1.770	-0.096

**SCHEDULE OF ADVANCE AND SUSPENCES FOR THE FISCAL YEAR 2001-2002**

(Nu. in Millions)

ACCOUNT NUMBER	ACCOUNT TYPE	OPERATING UNIT	RECEIPTS	PAYMENTS	NET POSITION
112.01/01/01/005/1219	PLC	Dzongkha Development Commission, Thimphu	3.235	1.853	1.382
112.01/01/01/006/1330	PLC	Dzongkha Integration Project, DDC	0.101	0.101	0.000
113.01	PLC	Dzongkhag Administration, Punakha	18.568	18.953	-0.385
114.01/01	LC	National Environment Commission, Thimphu.	0.628	0.653	-0.024
114.01/01/01/002/1089	PLC	National Environment Commission, Thimphu	0.075	7.275	-7.200
114.01/01/01/003/823	PLC	Capacity 21 Project, NEC, Thimphu	1.897	0.961	0.935
114.01/01/01/004/862	PLC	Green House Gas Project, NEC	0.370	0.376	-0.005
115.01/01	LC	Royal Institute of Management, Semtokha	2.193	2.757	-0.563
115.01/01/001.05/1026	PLC	Good Gov. and Public Adm. Reforms Pro, RIM	1.136	2.625	-1.489
116.01/01	LC	Centre for Bhutan Studies, Thimphu	0.018	0.378	-0.360
116.01/1/1/1.00/1132	PLC	Centre for Bhutan Studies, Thimphu	1.286	1.260	0.025
117.01/01	LC	National Technical Training Authority, Thimphu	0.917	1.010	-0.094
117.01/01/01/004/1375	PLC	Basic Skills Development Project, NTTA	0.889	2.507	-1.617
117.01/01/03	LC	National Institute for Zorig Chusum, Thimphu	1.043	1.270	-0.227
117.01/02/04/002/1362	PLC	S/thening Institutional Capacity of NIZC	1.721	1.961	-0.240
117.01/02/05	LC	Institute for Zorig Chusum, T/Yangtse	0.017	0.017	0.000
117.01/03/01	LC	Royal Bhutan Polytechnic, Kharbandi	10.562	5.545	5.016
117.01/03/02	LC	Royal Technical Institute, Kharbandi	1.154	1.007	0.147
117.01/03/05	LC	National Driving Training Institute, P/ling	0.087	0.091	-0.004
118.01/01	LC	Cabinet Secretariat, Thimphu	0.133	0.097	0.036
119.01/01	LC	Depart. of Employment and Labour	1.490	1.307	0.184
120.01/01	LC	Office of Legal Affairs, Thimphu	0.274	0.300	-0.026
120.01/01/01/002/1292	PLC	Office of Legal Affairs	0.567	0.567	0.000



**SCHEDULE OF ADVANCE AND SUSPENCES FOR THE FISCAL YEAR 2001-2002**

(Nu. in Millions)

ACCOUNT NUMBER	ACCOUNT TYPE	OPERATING UNIT	RECEIPTS	PAYMENTS	NET POSITION
120.01/01/01/1.03	LC	Drafting of the Constitution, OLA	0.000	0.007	-0.007
201.01/01	LC	Ministry of Home Affairs, Thimphu	13.376	13.688	-0.312
201.01/01/001/9.00/1082	PLC	Ministry of Home Affairs, Thimphu	0.000	0.100	-0.100
201.01/01/01/006.00	LC	Public Relation Services, MOHA	1.926	1.905	0.022
201.01/01/01/010.00/1082	PLC	SCDMD, Ministry of Home Affairs, Thimphu	0.357	0.100	0.258
201.01/02	LC	Survey & land Record, MOHA, Thimphu	2.543	2.595	-0.053
201.01/02/02	PLC	Indo-Bhutan Cooperative Proj. Dept. of Survey	0.481	0.640	-0.159
201.01/03	LC	Royal Bhutan Police, (HQ)	9.589	10.591	-1.001
201.01/03/01/003.00/1112	PLC	Sup. to Natnl Cap Bldg. for Pop Dev. Planning	0.040	0.020	0.020
201.01/04	LC	Royal Bhutan Police, Thimphu	25.112	20.509	4.603
202.01/01	LC	Ministry of Finance, Tashichho Dzong, Thimphu	46.939	35.545	11.393
202.01/01/01/002.03/1380	PLC	HRD project for NFS, MOF	0.322	0.322	0.000
202.01/01/01/008/1166	PLC	Financial Manual Revision Project	0.300	0.300	0.000
202.01/01/2.02/1143	PLC	Ministry of Finance, Tashichho Dzong	4.924	3.745	1.180
202.01/02	LC	Ministry of Finance, Tashichho Dzong, Thimphu	1.417	0.796	0.621
202.01/03	LC	Ministry of Finance, Tashichho Dzong, Thimphu	9.019	9.045	-0.026
202.01/03/01/006/1027	PLC	Ministry of Finance, Tashichho Dzong	5.746	6.029	-0.283
202.01/03/02	LC	Regional Revenue & Customs Office, Thimphu	1.911	1.944	-0.033
202.01/03/03	LC	Regional Revenue & Customs Office, P/ling	0.389	0.394	-0.005
202.01/03/04	LC	Regional Revenue & Customs Office, Samtse	0.893	1.216	-0.323
202.01/03/05	LC	Regional Revenue & Customs, Gelephu	0.361	0.352	0.010
202.01/03/06	LC	Regional Revenue & Customs Office, S/Jongkhar	0.595	1.291	-0.696
202.01/05	LC	Ministry of Finance, Tashichho Dzong, Thimphu	0.273	0.351	-0.078

**SCHEDULE OF ADVANCE AND SUSPENCES FOR THE FISCAL YEAR 2001-2002**

(Nu. in Millions)

ACCOUNT NUMBER	ACCOUNT TYPE	OPERATING UNIT	RECEIPTS	PAYMENTS	NET POSITION
202.01/05/1	LC	AFD, MOF	0.657	4.953	-4.296
202.01/06	LC	Ministry of Finance, Tashichho Dzong, Thimphu	0.659	0.711	-0.052
202.01/06/02/001/0789	PLC	Sustainable Development Secretariat, Thimphu	1.700	1.547	0.153
202.01/06/02/002/1183	PLC	Sustainable Development Secretariat, Thimphu	3.160	11.202	-8.042
202.01/06/02/003/1176	PLC	Sustainable Development Secretariat, Thimphu	1.581	0.926	0.654
202.01/06/03/001/0889	PLC	NEX III Project, MOF	0.803	0.265	0.538
203.01/01	LC	Ministry of Foreign Affairs, Thimphu	10.274	15.213	-4.939
203.01/02/01/001.00	LC	PMB, New York	1.135	1.472	-0.337
203.01/02/01/002.00	LC	PMB Geneva	1.727	2.023	-0.296
203.01/02/02/001.00	LC	RBE, New Delhi	3.621	4.781	-1.160
203.01/02/02/002.00	LC	RBE, Dhaka	2.474	1.781	0.693
203.01/02/02/003.00	LC	RBE Kuwait	0.284	0.723	-0.439
204.01/01	LC	Ministry of Health and Education, Thimphu	2.416	2.303	0.113
204.01/02	LC	Education Division, Ministry of Health & Edn.	24.468	19.554	4.914
204.01/02.1	PLC	Education Divission, Ministry of Health & Edn	4.058	5.495	-1.437
204.01/02/01/003.02	LC	Education Central Store	0.036	0.073	-0.037
204.01/02/01/007.05/1089	PLC	Environment Education	2.300	2.491	-0.191
204.01/02/01/1079	PLC	Population Education Activities, MHE	0.090	0.014	0.076
204.01/02/02	PLC	UNICEF Assistant to Education	5.559	5.972	-0.413
204.01/02/06/001	LC	Sherubtse College, Kanglung	10.695	11.650	-0.955
204.01/02/07/001	LC	National Institute of Education, Samtse	3.525	1.657	1.868
204.01/02/07/002	LC	Teachers Training College, Paro	1.871	1.781	0.089
204.01/02/08/003	LC	Simtokha Rigzhung Institute, Thimphu	0.167	0.368	-0.201

**SCHEDULE OF ADVANCE AND SUSPENCES FOR THE FISCAL YEAR 2001-2002**

(Nu. in Millions)

ACCOUNT NUMBER	ACCOUNT TYPE	OPERATING UNIT	RECEIPTS	PAYMENTS	NET POSITION
204.01/02/09.00/1072	PLC	Second Education Project, IDA (Loan Component	48.198	47.559	0.640
204.01/02/09.00/1084	PLC	Second Education Project,SDC,(Grant Componen	9.845	10.651	-0.806
204.01/03	LC	Health Division, Ministry of Health & Edn.	28.691	31.080	-2.389
204.01/03/004.00/1078	PLC	UNFPA Project BHU/98/P01	33.641	6.681	26.961
204.01/03/010/0001	LC	Public Health Engineering, Health Division	21.238	1.168	20.070
204.01/03/010/003	LC	Public Health Engineering	0.056	0.055	0.001
204.01/03/02/003	LC	Medical Supply Depot, P/ling	0.044	0.044	0.000
204.01/03/03/	PLC	UNICEF Project, MHE	24.627	19.512	5.115
204.01/03/05/001	LC	JDW, National Referral Hospital, Thimphu	8.889	8.889	0.000
204.01/03/05/002	PLC	Health Division	41.212	11.910	29.302
204.01/03/05/003	LC	Mongar Hospital	0.262	0.262	0.000
204.01/03/05/003/441	PLC	Regionel Referral Hospital Const.GOI Project	5.151	7.527	-2.377
204.01/03/05/007	LC	Hostital, Trashigang	0.081	0.081	0.000
204.01/03/05/1271	PLC	Danish Assisted RWSS Project, PHE	10.775	10.371	0.405
204.01/03/06/008	LC	Malaria Eradication Program	0.152	0.165	-0.013
204.01/03/1	PLC	Health Department, Thimphu	57.792	65.811	-8.019
204.01/03/2	PLC	International Assistance for Health & Edn.	8.905	8.234	0.671
205.01/01	LC	Ministry of Agriculture, Thimphu	2.565	3.284	-0.719
205.01/01/01/003/1089	PLC	Ministry of Agriculture, (LUPP)	0.956	2.501	-1.544
205.01/01/01/004	LC	Agriculture Central Store, P/ling	0.117	0.096	0.021
205.01/01/02/001/0002	LC	National Herbarium & Flora Project, S/thang.	0.193	0.252	-0.059
205.01/01/02/002/1089	PLC	National Herburium & Flora Project	0.000	2.918	-2.918
205.01/01/02/003/1252	PLC	Agro Bio-diversity Centre, Serbithang	1.634	1.719	-0.085

**SCHEDULE OF ADVANCE AND SUSPENCES FOR THE FISCAL YEAR 2001-2002**

(Nu. in Millions)

ACCOUNT NUMBER	ACCOUNT TYPE	OPERATING UNIT	RECEIPTS	PAYMENTS	NET POSITION
205.01/01/02/004/1165	PLC	Royal Botanical Garden, Serbithang	0.071	0.800	-0.730
205.01/01/02/005/1337	PLC	NBC, Serbithang	0.265	0.265	0.000
205.01/01/03/001	PLC	National Resource Training Institute, Lobesa	3.055	3.142	-0.087
205.01/01/04/001/0002	LC	Wang Water Management project, Paro.	0.032	0.037	-0.005
205.01/01/04/001/1122	PLC	Wang Water Management project	1.249	2.254	-1.005
205.01/01/04/002.01/1122	PLC	Ministry of Agriculture(PPD), Thimphu.	0.049	0.050	-0.001
205.01/01/04/002.03/1122	PLC	RNRRC, Yusipang	0.140	0.140	0.000
205.01/01/04/002.05/1122	PLC	FRDD, MOA	0.100	0.100	0.000
205.01/01/04/002.11/1122	PLC	Forest Extension Division, MOA	0.037	0.037	0.000
205.01/02	LC	Ministry of Agriculture, Thimphu	1.877	1.616	0.261
205.01/02/02/001/0002	LC	Integrated Pest Mang. project	0.252	0.222	0.031
205.01/02/02/005/0002	LC	Sust. Soil Fert & Plant Nutrient Mgt. Project	0.021	0.124	-0.103
205.01/02/02/005/785	PLC	Ministry of Agriculture, Thimphu	1.683	1.300	0.383
205.01/02/02/006	LC	Post Harvest Unit, MOA, Paro	0.052	0.057	-0.004
205.01/02/02/007/873	PLC	Soil Survey & Land Resources Project,Semtokha	0.000	0.033	-0.033
205.01/02/02/010/997	PLC	Ministry of Agriculture (IHDP)	7.698	12.795	-5.097
205.01/02/03/001	LC	RNR Research Centre, Bajo, Wangdiphodrang	0.191	0.246	-0.055
205.01/02/03/002/0002	LC	RNR Research Centre, Yusipang	0.727	0.990	-0.263
205.01/02/03/002/1095	PLC	RNR Research Centre, Yusipang	0.164	0.164	0.000
205.01/02/03/003	LC	RNR Research Centre, Bumthang	0.200	0.875	-0.675
205.01/02/03/003/1095	PLC	RNRRC, Bumthang, Helvetas	0.105	0.105	0.000
205.01/02/03/003/1142	PLC	RNRRC, Bumthang	0.003	0.003	0.000
205.01/02/04/001/974	PLC	Ministry of Agriculture (RNR ESP), Thimphu	4.455	4.254	0.201

**SCHEDULE OF ADVANCE AND SUSPENCES FOR THE FISCAL YEAR 2001-2002**

(Nu. in Millions)

ACCOUNT NUMBER	ACCOUNT TYPE	OPERATING UNIT	RECEIPTS	PAYMENTS	NET POSITION
205.01/02/05/001	PLC	Project Facilitation Office, Khangma	3.507	1.536	1.971
205.01/02/05/002	PLC	Dzongkhag Administration, Trashigang	3.434	4.548	-1.114
205.01/02/05/005	PLC	Dzongkhag Administration, Mongar	12.267	7.322	4.944
205.01/02/05/008	PLC	Dzongkhag Administration, Lhuentse	2.086	1.840	0.246
205.01/02/05/011	PLC	Dzongkhag Administration, Trashi Yangtse	3.649	3.721	-0.072
205.01/02/05/014	PLC	Dzongkhag Administration, P/Gatshel	1.005	1.030	-0.025
205.01/02/05/017	PLC	Dzongkhag Administration	2.713	4.736	-2.023
205.01/02/05/020	LC	Regional Livestock Breed Centre, Lingmithang	0.548	0.380	0.168
205.01/02/05/021	LC	Regional Mithun Breeding Farm, Arong	0.047	0.041	0.006
205.01/02/05/023	PLC	RNR Research Centre, Khangma	0.691	0.676	0.015
205.01/02/05/027	PLC	National Nublang Farm. Trashiyangphu	0.320	0.330	-0.010
205.01/02/06/001	PLC	Paro Valley Development Project, Paro	2.318	2.937	-0.619
205.01/03	LC	Ministry of Agriculture, Thimphu.	0.283	1.435	-1.152
205.01/03/02/001	LC	National Jersey Breeding Farm, Samtse	0.294	0.298	-0.004
205.01/03/02/002	LC	NH & BSCB Centre, Bumthang	0.000	0.025	-0.025
205.01/03/02/003	LC	National Sheep Breeding Project, Bumthang	0.267	0.272	-0.005
205.01/03/02/004	LC	National Pig Breeding Centre, Wangchutaba	0.211	0.110	0.101
205.01/03/02/005	LC	Regional Poultry Breeding Centre, Paro	0.667	0.667	0.000
205.01/03/02/006	LC	Regional Mithun Breeding Farm, Chhukha	0.016	0.015	0.001
205.01/03/02/007	LC	National Fodder Seed Prod. Centre, Bumthang	0.184	0.190	-0.007
205.01/03/02/008	LC	NAIP & SPC, Wangchutaba	0.065	0.078	-0.013
205.01/03/02/009/0001	LC	BSC&NHP, Bumthang	0.060	0.076	-0.016
205.01/03/02/010	LC	Regional Poultry & Pig Breeding Centre	0.185	0.171	0.014

**SCHEDULE OF ADVANCE AND SUSPENCES FOR THE FISCAL YEAR 2001-2002**

(Nu. in Millions)

ACCOUNT NUMBER	ACCOUNT TYPE	OPERATING UNIT	RECEIPTS	PAYMENTS	NET POSITION
205.01/03/03/001	LC	Royal Vety. Epidemiology Centre, Serbithang	0.906	0.652	0.254
205.01/03/03/004	LC	Regional Vety Lab., Gedu	0.040	0.037	0.003
205.01/03/03/005	LC	RVL, Khaling	0.206	0.206	0.000
205.01/03/03/006	LC	RVL, Bumthang	0.141	0.175	-0.034
205.01/03/03/007	LC	Regional Vety. Lab. Gelephu	0.132	0.171	-0.039
205.01/03/04/001	LC	Agriculture Machinery Centre, Paro	0.961	0.968	-0.007
205.01/04	LC	AFD, Ministry of Agriculture, Thimphu.	1.184	1.171	0.013
205.01/04/01/003/0001	LC	Forest Resources Dev. Division, Thimphu	2.672	2.675	-0.002
205.01/04/02/001	LC	Divisional Forest Officer, Bumthang	2.287	2.291	-0.004
205.01/04/02/002	LC	Divisional Forest Office, Tsirang	2.606	2.606	0.000
205.01/04/02/004	LC	Forestry Services Division, Sarpang	10.732	10.760	-0.028
205.01/04/02/007	LC	Mongar Forestry Division, Mongar	2.113	2.113	0.000
205.01/04/02/008	LC	Forestry Services Division, Paro	5.180	5.180	0.000
205.01/04/02/010	LC	Divisional Forest Office, S/Jongkhar	3.173	3.173	0.000
205.01/04/02/011	LC	Divisional Forest Office, Samtse	0.417	0.463	-0.046
205.01/04/02/013	LC	Forestry Services Division, Trashigang	4.569	4.718	-0.149
205.01/04/02/014/0001	LC	Divisional Forest Office, Thimphu	4.756	4.973	-0.217
205.01/04/02/017	LC	Divisional Forest Office, W/Phodrang	2.374	2.389	-0.015
205.01/04/02/018	LC	Divisional Forest Office, Gedu	5.749	5.935	-0.186
205.01/04/03/003	LC	Bhutan German Sustain'ble RNR Dev. Proj. Lobesa	0.055	0.055	0.000
205.01/04/03/003/1004	PLC	Bhutan German Sustain'ble RNR Dev. Proj, Lobesa	0.084	1.471	-1.387
205.01/04/04/001/0681	PLC	Black Mountain National Park, Trongsa	0.000	4.934	-4.934
205.01/04/04/001/1001	PLC	Ministry of Agriuculture, Thimphu	2.937	1.477	1.460

**SCHEDULE OF ADVANCE AND SUSPENCES FOR THE FISCAL YEAR 2001-2002**

(Nu. in Millions)

ACCOUNT NUMBER	ACCOUNT TYPE	OPERATING UNIT	RECEIPTS	PAYMENTS	NET POSITION
205.01/04/04/001/1217	PLC	Ministry of Agriculture, (BTF) Thimphu	0.058	0.020	0.038
205.01/04/04/002/0002	LC	Royal Manas National Park, Gelephu	6.373	11.674	-5.301
205.01/04/04/002/1217	PLC	Royal Manas National Park, Gelephu	1.517	1.517	0.000
205.01/04/04/004/0002	LC	Black Mountain National Park,	0.000	0.034	-0.034
205.01/04/04/005/0002	LC	Jigme Dorji National Park, Gasa	0.012	0.016	-0.004
205.01/04/04/005/1217	PLC	Jigme Dorji National Park, Gasa	0.025	0.045	-0.020
205.01/04/04/007/1089	PLC	Ministry of Agriculture, Thimphu	5.843	4.433	1.410
205.01/04/04/007/1217	PLC	Bomdiling Wildlife Sanctuary	0.035	0.414	-0.380
205.01/04/04/008/0002	LC	Thrimshingla National Park, Ura, Bumthang	0.094	0.096	-0.002
205.01/04/04/1005	PLC	WWF Service, MOA	9.946	10.067	-0.121
205.01/04/06/001/112	PLC	III Forestry Development Project (W/Bank)	19.500	14.718	4.782
205.01/04/06/001/375	PLC	III Forestry Development Project (SDC)	0.967	0.980	-0.013
206.01/01	LC	Ministry of Trade & Industry, Thimphu	2.207	2.198	0.009
206.01/01/01/005.00/1089	PLC	ESPS Project, Ministry of Trade & Industry, Thimphu	1.071	1.254	-0.184
206.01/02	LC	AFD, Ministry of Trade & Industry, Thimphu	7.467	5.001	2.466
206.01/02/02/003.00	LC	Regional Trade & Industry Office, Phuentsholing	0.016	0.026	-0.010
206.01/02/02/004.00	LC	Regional Trade & Industry Office, DoT, Gelephu	0.052	0.052	0.000
206.01/02/02/005.00	LC	Regional Trade & Industry Office, S/Jongkhar	0.092	0.092	0.000
206.01/03	LC	AFD, Ministry of Trade & Industry, Thimphu	4.365	4.178	0.187
206.01/03/1	LC	DGM, MTI	0.444	0.508	-0.064
206.01/04	LC	Department of Power, MTI, Thimphu	427.503	421.630	5.873
206.01/05	LC	AFD, Ministry of Trade & Industry, Thimphu	2.552	2.817	-0.266
206.01/05/04/001.02/1063	PLC	CSMI, MTI	4.215	0.000	4.215

**SCHEDULE OF ADVANCE AND SUSPENCES FOR THE FISCAL YEAR 2001-2002**

(Nu. in Millions)

ACCOUNT NUMBER	ACCOUNT TYPE	OPERATING UNIT	RECEIPTS	PAYMENTS	NET POSITION
206.01/05/04/003.01	PLC	Silicon Carbide Project Office, MTI, Thimphu	0.108	0.005	0.103
206.01/05/05/001.00/1062	PLC	PSDP Project, Ministry of Trade & Industry, Thimphu	0.025	0.025	0.000
206.01/05/06/001.00/0997	PLC	AFD, Ministry of Trade & Industry, Thimphu	0.556	0.767	-0.210
206.01/05/08	LC	Liaison Office of KPA, Gelephu	0.000	-0.008	0.008
206.01/06	LC	AFD, Ministry of Trade & Industry, Thimphu	0.535	0.536	-0.001
206.01/06/01/004.00	PLC	AFD, MTI, Thimphu	0.181	0.000	0.181
207.01/01/002	LC	Ministry of Communications, Thimphu.	3.292	3.657	-0.365
207.01/05	LC	Public Works Division, Roads, Thimphu.	6.477	17.655	-11.178
207.01/05/01	LC	DOR, HQ	11.375	14.088	-2.713
207.01/05/01/11.00/1338	PLC	AFD, MOC, Thimphu	0.056	0.000	0.056
207.01/05/01/4.00/1247	PLC	Rural Access Project, DOR, MOC	0.396	0.396	0.000
207.01/05/01/5.00/1191	PLC	Punatsangchu Bridge Constn. Project, DOR	3.719	2.028	1.690
207.01/05/02	LC	Roads Maintenance Unit, DOR, Trongsa	4.658	11.048	-6.389
207.01/05/03	LC	Roads Maintenance Unit, DOR, Lobesa	36.093	54.818	-18.725
207.01/05/04	LC	Roads Maint. Unit, DOR, Mongar	8.452	12.149	-3.697
207.01/05/04/01	LC	RMS, Lingmithang	0.690	4.014	-3.324
207.01/05/04/013.00/1247	PLC	Lhuentse-Dungkar Roads, DOR	1.835	9.828	-7.994
207.01/05/05	LC	Roads Maint. Division, MOC, Thimphu	21.176	26.892	-5.716
207.01/05/05/01	LC	RMS Thimphu	4.924	34.570	-29.646
207.01/05/06	LC	Roads Maint. Unit, DOR, Zhemgang	3.808	6.603	-2.796
207.01/05/06/013.00/1247	PLC	Dakpai - Buli Roads, Zhemgang	4.600	5.822	-1.221
207.01/05/07	LC	Roads Maint. Unit, DOR, Sarpang	36.068	59.884	-23.816
207.01/05/08	LC	Roads Maint. Unit, DOR, P/ling	28.289	20.116	8.172



**SCHEDULE OF ADVANCE AND SUSPENCES FOR THE FISCAL YEAR 2001-2002**

(Nu. in Millions)

ACCOUNT NUMBER	ACCOUNT TYPE	OPERATING UNIT	RECEIPTS	PAYMENTS	NET POSITION
207.01/05/09	LC	Roads Maint. Unit, DOR, Tashigang	40.010	34.319	5.691
207.01/05/09/013.00/1247	PLC	Roads Maintenance Section, Tashigang	2.207	4.069	-1.861
207.01/05/10/1138	PLC	Suspension Bridge Unit, MOC, Thimphu	3.434	6.292	-2.858
207.01/05/11	LC	Material Procurement Unit, DOR, P/ling	0.102	0.103	-0.001
207.01/05/12	LC	Central Stores Unit, Phuntsholing	0.129	0.427	-0.298
207.01/05/12/01	LC	Central Stores Unit, MOC, Phuentsholing	217.314	212.652	4.662
207.01/05/13/001/0005	PLC	Ministry of Communications, Thimphu	0.508	1.004	-0.495
207.01/06	LC	Department of Civil Aviation, Paro	4.843	14.414	-9.570
207.01/07	LC	Ministry of Communications, Thimphu.	15.770	53.445	-37.675
207.01/07/02	LC	City Corporation, Phuntsholing	8.356	7.033	1.323
207.01/07/02/005.00/1136	PLC	Urban Sector Prog.Support,City Corpn., P/ling	0.903	0.060	0.843
207.01/07/03/001.0/1136	PLC	Ministry of Communications, Thimphu	11.325	13.972	-2.647
207.01/07/03/002.00/1136	PLC	City Corporation, Thimphu	5.745	14.256	-8.512
207.01/07/04/1246	PLC	Urban Development Project, MOC, Thimphu	14.436	11.336	3.099
207.01/07/04/2.00/1246	PLC	Urban Development Project, Zhemgang	0.182	0.000	0.182
207.01/07/04/4.00/1246	PLC	Urban Development Project, Trongsa	1.009	3.194	-2.185
207.01/07/04/5.00/1246	PLC	Urban Development Project, Paro	2.010	3.329	-1.319
207.01/07/04/6.00/1246	PLC	Urban Development Project, Trashy Yangtse	0.238	0.238	0.000
207.01/07/04/8.00/1246	PLC	Urban Development Project, Wangdue Phodrang	0.000	1.342	-1.342
207.01/07/04/9.00/1246	PLC	Urban development Project, Bumthang Dzongkhag	0.218	0.000	0.218
207.01/07/05/1164	PLC	Ministry of Communications, Thimphu	19.488	18.779	0.708
207.01/08	LC	Ministry of Communications, Thimphu	3.166	1.630	1.537
401.01	LC	Dzongkhag Administration, Chhukha	35.174	33.660	1.514

**SCHEDULE OF ADVANCE AND SUSPENCES FOR THE FISCAL YEAR 2001-2002**

(Nu. in Millions)

ACCOUNT NUMBER	ACCOUNT TYPE	OPERATING UNIT	RECEIPTS	PAYMENTS	NET POSITION
401.01/05/1122	PLC	Dzongkhag Administration, Chukha	1.756	1.756	0.000
402.01	LC	Dzongkhag Administration, Ha.	4.178	4.828	-0.650
402.01/05/1122	PLC	Dzongkhag Administration, Haa	0.026	0.016	0.010
402.01/07	LC	Electricity Supplu Sub Unit, Haa	0.100	0.105	-0.005
402.01/07/236	PLC	Dzongkhag Administration, Haa	3.683	4.105	-0.422
403.01	LC	Dzongkhag Administration, Paro.	6.219	4.882	1.337
403.01/01/05/0002	LC	Taktshang Reconstruction Project, Paro	6.710	8.292	-1.582
403.01/05/1122	PLC	Dzongkhag Administration, Paro	1.127	1.439	-0.312
404.01	LC	Dzongkhag Administration, Samtse.	34.026	31.763	2.263
404.01/07	LC	Dzongkhag Administration, Samtse	3.947	4.047	-0.100
405.01	LC	Dzongkhag Administration, Tsirang	10.589	15.071	-4.482
406.01	LC	Dzongkhag Administration, Dagana	8.989	9.191	-0.202
407.01	LC	Dzongkhag Administration, Punakha	7.548	6.301	1.247
408.01	LC	Dzongkhag Administration, Wangdi Phodang.	3.163	2.693	0.470
408.01/03/0981	PLC	Dzongkhag Administration, Wangdue Phodrang	0.350	0.350	0.000
409.01	LC	Dzongkhag Administration, Bumthang	0.039	9.061	-9.022
410.01	LC	Dzongkhag Administration, Sarpang.	38.107	44.001	-5.895
410.01/07	LC	Dzongkhag Administration, Sarpang	25.608	26.883	-1.275
410.01/07/001/01	LC	Dzongkhag Adm, Sarpang	0.000	0.487	-0.487
411.01	LC	Dzongkhag Administration, Zhemgang	27.872	21.180	6.692
411.01/03/0981	PLC	Dzongkhag Administration, Zhemgang	3.262	1.692	1.570
411.01/1232	PLC	Dzongkhag Adm, Zhemgang	2.500	2.756	-0.257
412.01	LC	Dzongkhag Administration, Trongsa	9.636	11.958	-2.321

**SCHEDULE OF ADVANCE AND SUSPENCES FOR THE FISCAL YEAR 2001-2002**

(Nu. in Millions)

ACCOUNT NUMBER	ACCOUNT TYPE	OPERATING UNIT	RECEIPTS	PAYMENTS	NET POSITION
412.01/01/01/11.00/0002	LC	Trongsa Dzong Renovation Project	0.025	0.024	0.001
412.01/01/01/11.00/1171	PLC	Trongsa Dzong Renovation- AUSTRIAN Grant	3.175	3.078	0.097
412.01/835	PLC	Dzongkhag Administration, Trongsa	0.909	0.849	0.060
413.01	LC	Dzongkhag Administration, Lhuentse.	6.210	7.735	-1.525
414.01	LC	Dzongkhag Administration, Mongar	32.678	36.197	-3.518
415.01	LC	Dzongkhag Administration, Pema Gatshe.	7.770	7.802	-0.031
416.01	LC	Dzongkhag Administration, Samdrup Jongkhar.	13.963	20.810	-6.847
416.01/07	LC	Electricity Supplu Sub Unit, S/J	0.478	0.497	-0.018
416.01/07/236	PLC	Dzongkhag Adm. S/Jongkhar	8.916	7.763	1.153
417.01	LC	Dzongkhag Administration, Trashigang	13.557	20.203	-6.646
417.01/03/0981	PLC	Dzongkhag Adm. Trashigang	0.000	4.765	-4.765
418.01	LC	Dzongkhag Administration, Thimphu.	0.872	5.630	-4.757
419.01	LC	Dzongkhag Administration, Gasa	0.916	4.393	-3.476
419.01/03/0981	PLC	Dzongkhag Adm, Gasa	2.814	1.600	1.214
420.01	LC	Dzongkhag Administration, Trashi Yangtse	7.974	15.992	-8.018
		<b>TOTAL</b>	<b>2,214.562</b>	<b>2,356.391</b>	<b>-141.828</b>