

ANNUAL FINANCIAL STATEMENTS

FINANCIAL YEAR 1998-99

MINISTRY OF FINANCE
NATIONAL BUDGET & AID CO-ORDINATION

FINANCIAL STATEMENTS FOR THE FISCAL YEAR 1998-99

LIST OF CONTENTS

<u>S/No.</u>	<u>Contents</u>	<u>Page</u>
1.	Analysis of the accounts	1
2.	Consolidated Receipts & Payments Statement (In Millions)	10
3.	Consolidated Receipts & Payments Statement (In Ngultrums)	11
4.	Summary and Percentage Analysis of Expenditure and Resources	12
5.	Summary of Receipts & Payments	13
6.	Variance between the Original Estimates and the actual outcome	14
7.	Variance between the Original and Revised Estimates	15
8.	Variance between the Revised Estimates and the actual outcome	16
9.	Statement of Internal Revenue	17
10.	Assistance from External Agencies - By Spending Agency	21
11.	Assistance from External Agencies - By Donor	32
12.	Borrowings from External & Internal Financial Institutions	33
13.	Recovery of Loans from Corporations	41
14.	Miscellaneous Receipts	42
15.	Recoveries & Remittances : By Agency	43
16.	Other Receipts & Payments : By Agency	45
17.	List of Dishonoured Cheques	47
18.	Comparison between Revised Appropriations & Actual Expenditure : By Agency	48

FINANCIAL STATEMENTS FOR THE FISCAL YEAR 1998-99

LIST OF CONTENTS

<u>S/No.</u>	<u>Contents</u>	<u>Page</u>
19.	Repayment of Loans	56
20.	Increase in Advances & Suspenses : By Agency	57
21.	Lendings	59
22.	Reconciliation of Govt. Current Account	60
23.	Reconciliation of Government Budget Fund	62
24.	Summary of Expenditure : By Object	69
25.	Summary of Expenditure : By Function	71
26.	Comparison between Revised Appropriations & Actual Expenditure (Inclusive of Advances) : By Agency	77
27.	Opening & Closing Balances : By Agency	86
28.	Statement of Outstanding Borrowings	88

INTRODUCTION

The Annual Financial Statements of the budgetary operations of the Royal Government for the year 1998-99 are presented below. As the fiscal year 1998-99 corresponds to the second year of the 8th plan, the outcome of the budgetary operations are compared to that of the 1997-98 fiscal year. The budgetary outcome of the fiscal year 1996-97 is also given to present a better picture and show the trends in the Royal Government's receipts and expenditure. The information presented in the Annual Financial Statements is mostly from the computer-generated systems used in the Department of the Budget and Accounts. The information provided is also in line with the provisions of the Financial Manual, 1988.

1. Important Features :

Some important features of the 1998-99 accounts as compared to those of the past two years are as follows:

Particulars	1996-97 (1)	1997-98 (2)	1998-99 (3)	% Change ((3)-(2))/(2)
Current Expenditure	2,341.195	2,627.763	3,127.124	19
	51%	57%	45%	
Capital Expenditure	2,289.415	1,960.570	3,834.205	96
	49%	43%	55%	
Net of Other Payments & Receipts including increase in Advance	182.902	143.933	-172.424	
Lending minus Recoveries	-14.544	-23.377	-67.492	189
Internal Receipts	2,266.088	3,035.953	3,547.493	17
External Grants	2,232.127	1,816.297	2,976.192	64
(Deficit)/Surplus	(300.753)	143.361	(197.728)	
Borrowing minus Repayment	299.767	(147.721)	308.881	
Change in cash position	0.986	4.360	-111.153	
(Closing cash)	5.398	1.038	112.191	
Loan Repayment % of Internal Receipts	12%	9%	7%	
Internal Receipts % of Current Expenditure & Loan Repayments	87%	105%	105%	
Internal Receipts % of Current Expenditure excluding Loan Repayments	97%	116%	113%	

2. Operational Results :

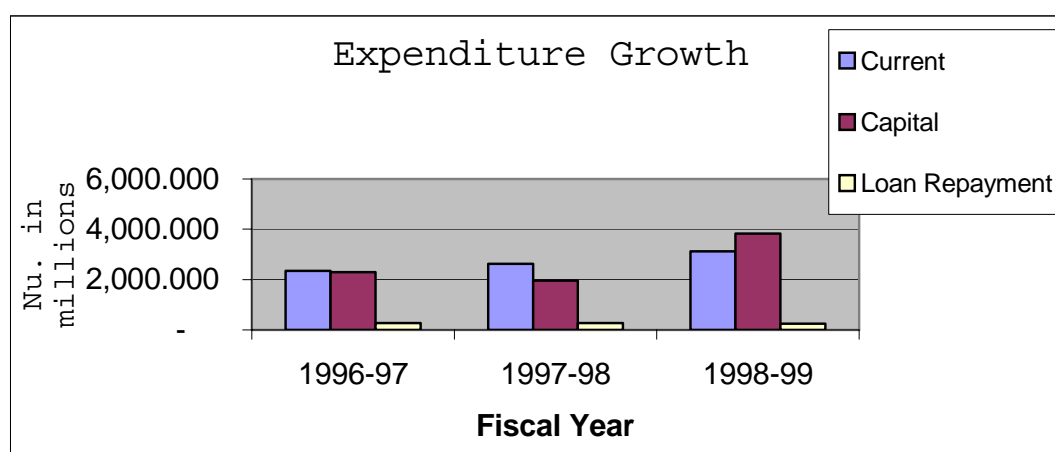
2.1 Internal Receipts:

The internal receipts registered a growth of 17% in 1998-99 as against a growth of 34% in 1997-98. It was able to more than cover both current expenditure and principal repayment of loans.

2.2 Expenditure Growth:

A comparison of expenditure incurred during 1998-99 with those of the past two years is given below:

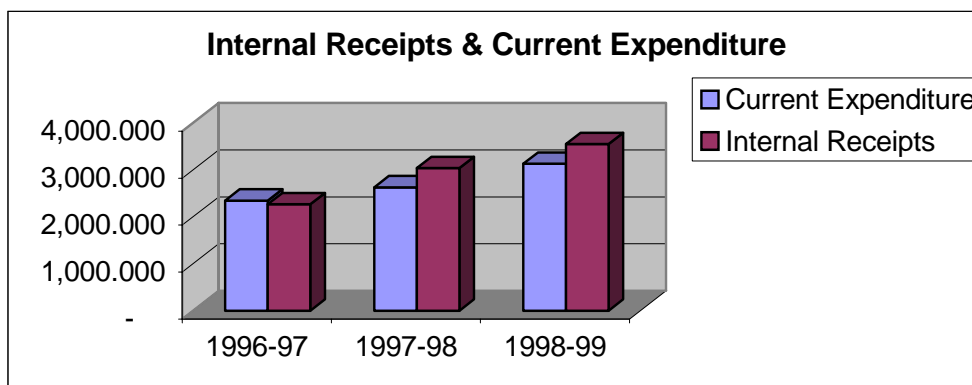
	1996-97	1997-98	1998-99	Change %
Current	2,341.195	2,627.763	3,127.124	19
Capital	2,289.415	1,960.570	3,834.205	96
	4,630.610	4,588.333	6,961.329	52
Loan Repayment	274.070	276.308	250.235	(9)
	4,904.680	4,864.641	7,211.564	48



2.2.1 Current Expenditure :

The Current Expenditure shows a growth of 19 % as compared to that of 1997-98. The growth is attributable to the 56% increase in Hospitality and Entertainment, 47% in the purchase of power and moderate increase of 13% for salary. Wages accounted for 27% of increase in the same year.

The comparison of internal receipts to that of the current expenditure is presented below for three years;



2.2.2 Capital Expenditure :

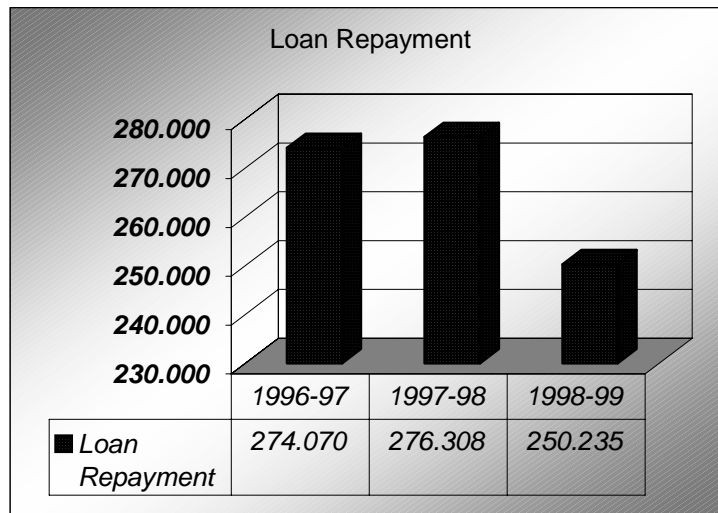
The capital expenditure for the year has increased by 96% over that of 1997-98. Since development activities is mostly funded by the external donors, the total grant received in 1998-99 has increased by about 64% over that of 1997-98. As a result of substantial increase in the grant disbursement, the share of capital expenditure in the total expenditure has increased from 43% to 55%.

2.2.3 Loan Repayments :

During 1998-99, total principal repayment of external loans amounted to Nu. 250.235m as follows;

Lending Agency	Amount (Nu in millions)
EFIC	4.057
WESTLB (Druk Air)	48.371
IFAD	12.214
ADB	22.896
IDA/World Bank	11.466
KFAED	63.681
GOI (CHPC)	87.550
Total	250.235

The loan repayment for the past three years is presented below in the form of bar chart:



2.2.4 Interest Payments (Current Cost):

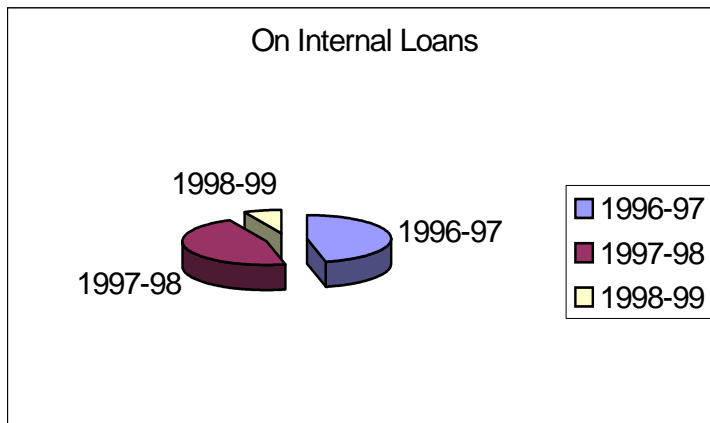
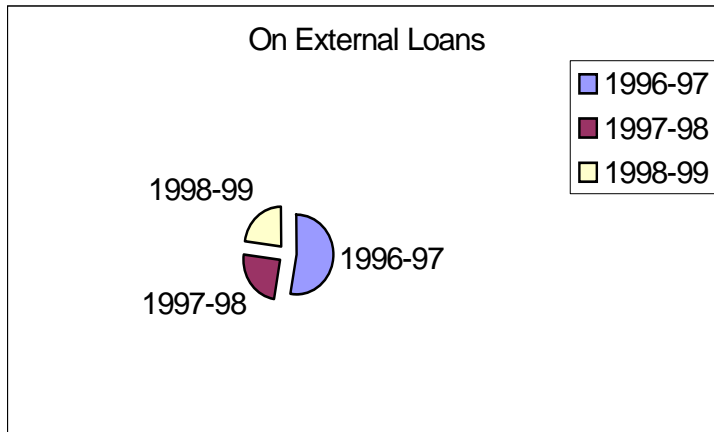
The total interest paid on internal loans was Nu.2.500m. The interest paid was for issue of Government Bond by Bhutan Development for Finance Corporation to raise funds for the Rural Credit Scheme.

A sum of Nu.81.805m was paid as interest on external borrowings as follows:

<u>Lending Agency</u>	<u>Amount (Nu in millions)</u>
WESTLB (Druk Air)	1.849
IFAD	5.693
ADB	14.428
IDA/World Bank	7.628
KFAED	9.535
GOI (CHPC)	42.672
Total	81.805

Interest payments made during the period 1996-97 up to 1998-99 is as given below:

	<u>1996-97</u>	<u>1997-98</u>	<u>1998-99</u>	<u>% Change</u>
On External Loans	185.914	87.236	81.805	(6)
On Internal Loans	15.894	15.793	2.500	(84)
	201.808	103.029	84.305	(18)



2.3

Financing :

The financing transactions on the deficit of Nu.197.728m are presented below:

<u>Aggregates</u>	<u>(Nu. In millions)</u>
A. Total Expenditure	<u>6,721.413</u>
Current Expenditure	3,127.124
Capital Expenditure	3,834.205
Increase in Advances(Net)	(172.424)
Lending minus Recoveries	(67.492)
B. Revenue & Grants	<u>6,523.685</u>
Tax & Non-Tax Revenue	3,485.786
Interest on Loans	61.707
Sales of Govt. Shares	
Other Receipts	
Grants	2,976.192
Deficit ()/Surplus	<u>(197.728)</u>
Financing Transactions	<u>197.728</u>
External	553.620
Drawings	803.855
Repayments	250.235
Internal	-
Drawings	
Repayments	
With adjustment of Bank Balances it will read as	(244.738)
Change in Balances	-355.892
Only Cash Balances	(111.154)

The forecasted Gross Domestic Product (GDP) for the year 1998 is Nu.15,661 million and the fiscal deficit of 197.728 million comes to 1.2% of GDP.

3. Analysis of Government Receipt by Source :

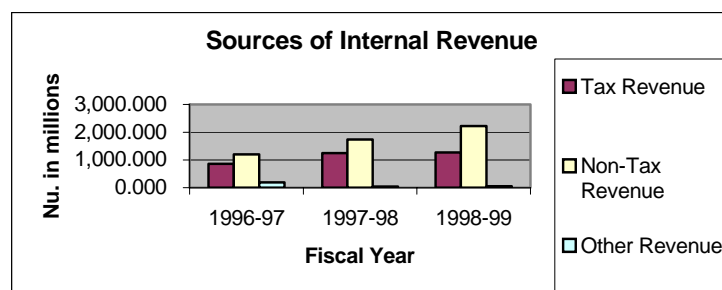
The total receipts of the Government for 1998-99 was Nu.7,619.786m, an increase of Nu.1,985.432m representing a growth rate of 35%. The breakup of the receipts are as given below:

<u>Sources</u>	<u>1996-97</u>	<u>%</u>	<u>1997-98</u>	<u>%</u>	<u>% Growth</u>	<u>1998-99</u>	<u>%</u>	<u>% Growth</u>
Internal Revenue	2,266.088	40	3,035.953	54	34	3,547.493	63	17
Grants	2,232.127	40	1,816.297	32	(19)	2,976.192	53	64
Borrowings (External) Borrowings (Internal)	298.248	5	610.828	11	105	803.855	14	32
Recovery of Loans from Corporations	97.427	2	74.203	1	(24)	128.434	2	73
Other Receipts	158.249	3	97.073	2	(39)	163.812	3	69
Total :	5,052.139		5,634.354		12	7,619.786		35

3.1 Internal Revenue :

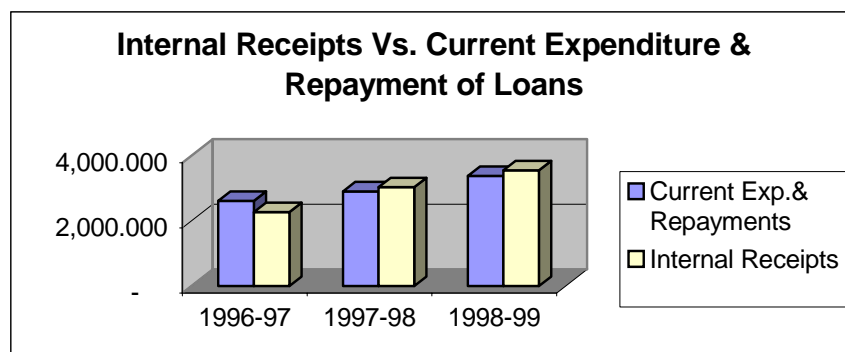
The internal revenue increased by Nu.511.540m over that of 1997-98. The Tax revenue increased by only 2% and the increase in Non-Tax revenue was 27%. Nu. 61.707m shown as Other Revenue represents interest on lending received in Budget Fund.

<u>Particulars</u>	<u>1996-97</u>	<u>1997-98</u>	<u>1998-99</u>	<u>%Growth</u>
Tax Revenue	868.869	1,246.390	1,265.825	2
Non-Tax Revenue	1,204.097	1,743.406	2,219.961	27
Total Tax&Non-Tax	2,072.966	2,989.796	3,485.786	
Other Revenue	193.122	46.157	61.707	34
Total	2,266.088	3,035.953	3,547.493	17



The coverage of internal revenue for financing of current expenditure and principal repayment of loans are presented below in the form of a chart:

Particulars	1996-97	1997-98	1998-99
Current Exp.& Repayments	2,615.265	2,904.071	3,377.359
Internal Receipts	2,266.088	3,035.953	3,547.494



3.1 External Grants:

The Government received a total grant of Nu.2,976.192m during the fiscal year. The total grant received increased by 64% as compared to that of the financial year 1997-98. There was an increase in the GOI assistance by 85%, whereas the other international agencies' assistance for the same year rose by 36%. The following are the details of the grants:

<u>Particulars</u>	<u>1996-97</u>	<u>1997-98</u>	<u>1998-99</u>	<u>% Change</u>
a) GOI Grants :	<u>947.647</u>	<u>1,045.127</u>	<u>1,928.514</u>	85
1. Prog. Grant (Cash)	275.000	800.000	800.000	-
2. Proj. Grant (Cash)	551.804	113.356	1,092.478	864
3. Proj. Grant (Kind)	120.843	131.771	36.036	(73)
b) Other Agencies:	<u>1,284.480</u>	<u>771.170</u>	<u>1,047.678</u>	36
Cash	624.005	675.740	938.204	39
Kind	660.475	95.430	109.474	15
Total :	<u>2,232.127</u>	<u>1,816.297</u>	<u>2,976.192</u>	64

3.2 Loan Operations :

3.2.1 Internal Loans :

The Government did not borrow any money from the internal financial institutions during the financial year 1998-99.

3.2.2 External Loans :

As reflected in the statement of outstanding loans, the total drawing from the external loan accounts amounted to Nu.530.206 million. Repayment of principal loan during the year amounted to Nu.162.685 million. The hard currency loans outstanding as per the loan accounts were reported to be US \$ 93.906 million. The loans outstanding to government of India stood at Nu.2708.531 million at the year-end.

ROYAL GOVERNMENT OF BHUTAN
CONSOLIDATED RECEIPTS AND PAYMENTS STATEMENT FOR 1998-99
(Nu. in Million)

Sl. No.	RECEIPTS	AMOUNT	Sl. No.	PAYMENTS	AMOUNT
1	Opening Balance :	388.784	1	Expenditure :	7,284.014
	i) Cash 1.038			i) Current 3,178.297	
	ii) Bank 387.746			ii) Capital 4,105.717	
2	Internal Revenue :	3,547.494	2	Repayment of Loans :	250.235
	i) Tax Revenue 1,265.824			i) Internal 0.000	
	ii) Non Tax Revenue 2,219.963			ii) External 250.235	
	iii) Interest on loans 61.707				
	iv) Sale of Govt. Shares				
3	External Grants :	3,262.585	3	Increase in Advances (Net)	7.844
	i) Cash 2,830.683		4	Lendings to Public & Joint Sector Corporations & Reserves:	60.942
	ii) Kind 431.902				
4	Borrowings External :	803.855	5	Other Payments :	
	i) Cash 425.882				
	ii) Kind 377.973				
5	Recovery of Loans	128.434	6	Closing Balance :	637.505
				i) Cash 5.020	
6	Miscellaneous receipts.	109.388		ii) Bank 632.485	
	TOTAL RECEIPTS	8,240.540		TOTAL PAYMENTS	8,240.540

Closing Balance as per BoB	626.691
Less: Credits as per Bank(Not in DBA)	34.265
Less:Debits as per DBA B/Fund(Not Debited by Bank)	0.394
Add. Credits as per DBA B/Fund(Not Credited by Ban	40.453
Closing Balance as per Accounts	632.485

VARIANCE BETWEEN REVISED ESTIMATES AND ACTUAL OUTCOME OF THE BUDGET FOR 1998-99

(Nu. in millions)

APPLICATION OF FUNDS	REVISED ESTIMATES NU.	ACTUAL OUTCOME NU.	VARIATION NU.	VARIATION %	SOURCE OF FUNDS	REVISED ESTIMATES NU.	ACTUAL RECEIPTS NU.	VARIATION NU.	VARIATION %
A EXPENDITURE	8187.059	7284.014	-903.045	-11.03	A INTERNAL REVENUE	3500.000	3547.494	47.494	1.36
i. Current	3381.971	3178.297	-203.674	-6.02	i. Tax Revenue	1562.163	1265.825	-296.338	-18.97
ii. Capital	4805.088	4105.717	-699.371	-14.55	ii. Non Tax Revenue	1937.837	2219.962	282.125	14.56
B REPAYMENTS	255.680	250.235	-5.445	-2.13	iii. Sale of Govt. shares		0.000	0.000	-
i. Internal	0.000	0.000	0.000	#DIV/0!	iv. Interest on loans	0.000	61.707	61.707	
ii. External	255.680	250.235	-5.445	-2.13	B RECOVERY OF LOANS	0.000	128.434	128.434	
C LENDINGS/RESERVES	73.979	60.942	-13.037	-17.62	C GRANTS	3851.666	3262.585	-589.081	-15.29
D ADVANCES		7.844	7.844		i. In Cash	3851.666	2830.683	-1020.983	-26.51
E MISC. PAYMENTS			0.000	-	ii. In Kind	0.000	431.902	431.902	
F SURPLUS		248.721	248.721	-	D BORROWINGS	406.615	803.855	397.240	97.69
					i. Internal				
					ii. External	406.615	803.855	397.240	97.69
					E MISC. RECEIPTS	0.000	109.388	109.388	
					F DEFICIT	758.437		-758.437	-100.00
TOTAL PAYMENTS	8516.718	7851.756	-664.962	-7.81	TOTAL RECEIPTS	8516.718	7851.756	-664.962	-7.81

ACTUAL REVENUE COLLECTION 1998-99
COMPARISON BETWEEN REVISED ESTIMATES AND ACTUAL RECEIPTS

Sl. No.	PARTICULARS	REVISED ESTIMATES "A"	ACTUAL RECEIPTS "B"	DIFFERENCE "C" (A-B)	PERCENTAGE "C OF A"
I	TAX REVENUE	1,394.244	1,265.824	128.420	9.21
1	<i>Taxes on Income and Profits</i>	712.438	725.060	(5.622)	-0.79
1.1	Company Corporate and Enterprises	593.449	594.342	(0.893)	-0.15
1.1.1	Public Joint Sector Enterprises		46.446		
1.1.2	Financial Sector Institutions		60.453		
1.1.3	Public Sector Enterprises		414.814		
1.1.4	Private Sector Companies		72.629		
1.2	Individuals and Trading Units	118.989	130.718	(11.729)	-9.86
1.2.1	Salary Tax & Goongda Woola	25.417	30.805	(5.388)	-21.20
1.2.2	Business Income Tax and Contractor Tax	72.819	71.924	0.895	1.23
1.2.3	Business & Professional Licences	6.968	11.697	(4.729)	-67.87
1.2.4	Health Contributions	13.785	16.292	(2.507)	-18.19
2	<i>Taxes on Properties</i>	7.913	6.814	1.099	13.89
2.1	Rural Tax	7.913	6.814	1.099	13.89
2.1.1	Land Tax	4.541	4.540		
2.1.2	House Tax	1.507	0.948		
2.1.3	Cattle Tax	0.979	0.685		
2.1.4	Grazing Licence Fee	0.886	0.641		
2.1.5	Other(Agriculture Tax)				
3	<i>Tax on Goods and Services</i>	605.506	454.294	151.212	24.97
3.1	Sales Tax	238.129	224.492	13.637	5.73
3.1.1	Sales Tax on Commodities	183.891	170.067		
3.1.2	Sales Tax on Petroleum Products	43.854	43.154		
3.1.3	Sales Tax on Hotel	10.384	11.271		
3.3	Excise Duty	328.557	184.647	143.910	43.80

ACTUAL REVENUE COLLECTION 1998-99
COMPARISON BETWEEN REVISED ESTIMATES AND ACTUAL RECEIPTS

Sl. No.	PARTICULARS	REVISED ESTIMATES "A"	ACTUAL RECEIPTS "B"	DIFFERENCE "C" (A-B)	PERCENTAGE "C OF A"
3.3.1	Distillery Products	112.058	97.663		
3.3.2	Domestic Industrial Product	4.499	4.484		
3.3.3	Refund from Government of India	212.000	82.500		
3.4	Taxes on use of Goods/Properties	38.820	45.155	(6.335)	-16.32
3.4.1	Motor Vehicle Tax	38.820	45.155		
4	Tax on International Trade	53.084	63.970	(10.886)	-20.51
4.1	Import Duty	33.754	44.171	(10.417)	-30.86
4.1.1	Customs Duty including Storages and Handling Charges on import of Goods from 3rd countries		44.171		
4.2	Export Tax	19.330	19.799	(0.469)	-2.43
4.2.1	Export Tax on Cash Crops	12.147	11.867		
4.2.2	Others	7.183	7.932		
5	Other Taxes	15.303	15.686	(0.383)	-2.50
5.1.1	Sale of Revenue Stamps	1.400	2.100		
5.1.2	Municipal Revenue	5.006	4.680		
5.1.3	Amusement Tax	3.697	3.455		
5.1.4	Airport Tax (Air Travel Tax)	5.200	5.201		
5.1.5	Others		0.250		
II	NON-TAX REVENUE	2,105.756	2,281.670	(175.914)	-8.35
6	Profits, Royalties, Dividends, Admn. Fees & Charges	1,604.833	1,747.534	(142.701)	-8.89
6.1	Net Profits Transferred from Public Enterprises	457.651	526.358	(68.707)	-15.01
6.1.1	Chukha Hydro Power Corporation				
6.1.2	Bhutan Lottery	100.000	97.000		
6.1.3	Royal Monetary Authority	357.651	367.651		
6.1.4	Interests on loan to corporations		61.707		
6.2	Royalties	167.919	193.743	(25.824)	-15.38
6.2.1	Forest	37.275	31.509		

ACTUAL REVENUE COLLECTION 1998-99
COMPARISON BETWEEN REVISED ESTIMATES AND ACTUAL RECEIPTS

Sl. No.	PARTICULARS	REVISED ESTIMATES "A"	ACTUAL RECEIPTS "B"	DIFFERENCE "C" (A-B)	PERCENTAGE "C OF A"
6.2.2	Government Workshop	0.300	0.309		
6.2.3	Mines and Minerals	36.344	32.685		
6.2.4	Transport Agency				
6.2.5	Tourism	94.000	129.240		
6.3	Dividends	924.625	970.612	(45.987)	-4.97
6.3.1	Bank of Bhutan	15.000	16.000		
	Royal Insurance Corporation of Bhutan	4.000	1.160		
	Bhutan Logging Corporation	6.000	6.000		
6.3.2	Penden Cement Authority	27.000	38.248		
6.3.3	Bhutan National Bank		20.000		
6.3.4	Food Corporation of Bhutan	6.000	7.500		
	Chukha Hydel Power Corporation	851.000	870.834		
6.3.5	Others	15.625	10.870		
6.4	Administrative Charges & Fees	54.638	56.821	(2.183)	-4.00
6.4.1	Other Admns.Fees & Charges		56.821		
7	Sale of Government Properties	46.662	86.298	(39.636)	-84.94
8	Revenue From Govt. Deptts/Agencies	450.941	445.547	5.394	1.20
8.1	Ministry of Communications	179.250	187.255		
8.1.1	Post and Telegraphs				
8.1.2	Telephone and Wireless	173.635	182.903		
8.1.3	Roads (Mechanical Units)		0.299		
8.1.4	Works & Housing/Municipal/City Corprtns	5.615	2.625		
8.1.5	Division of Roads		1.428		
8.2	Ministry of Agriculture	15.143	13.385		
8.2.1	Animal Husbandry	4.742	5.592		
8.2.2	Agriculture	10.401	7.793		
8.3	Ministry of Trade and Industry	253.190	239.129		

**ACTUAL REVENUE COLLECTION 1998-99
COMPARISON BETWEEN REVISED ESTIMATES AND ACTUAL RECEIPTS**

Sl. No.	PARTICULARS	REVISED ESTIMATES "A"	ACTUAL RECEIPTS "B"	DIFFERENCE "C" (A-B)	PERCENTAGE "C OF A"
8.3.1	Power	248.780	236.383		
8.3.2	Industrial Shed Rental, P/ling	4.410	2.746		
8.4	Ministry of Health & Education	2.198	3.070		
8.4.1	Education	1.267	1.826		
8.4.2	Health Services	0.931	1.244		
8.5	Ministry of Home Affairs	1.060	2.658		
8.5.1	Immigration & Census Survey of Bhutan	1.060	2.658		
8.6	Planning Commission	0.100	0.050		
8.6.1	Computer Support Centre	0.100	0.050		
9	Other Non Tax Revenue	3.320	2.291	1.029	30.99
9.1	Other unclassified revenue		2.291		
9.2	GOI Treaty Payments, Recovery of Outstanding etc.				
	TOTAL INTERNAL REVENUE :	3,500.000	3,547.494	(47.494)	-1.36

Note:

i.	Amount credited in Royal Government Revenue A/c	3,492.959
	Less: Refunds	7.172
	Net Credit into Revenue Account	3,485.787
	Add: Interest on loan to Corporations (Source DBA)	61.707
	Total Internal Revenue as per DRC report =	<u><u>3,547.494</u></u>

INTERNATIONAL ASSISTANCES (GRANTS) RECEIVED DURING THE FISCAL YEAR 1998-1999: BY AGENCY

AUNAME	PRNAME	FICODE	PNAME	DONOR	CASH	KIND	TOTAL
NATIONAL ASSEMBLY OF BHUTAN		1135	Strngtng. of the Bhutanese Legislative	DANIDA	13.000	0.000	13.000
NATIONAL ASSEMBLY OF BHUTAN Total					13.000	0.000	13.000
COUNCIL FOR ECCLESIASTICAL AFFAIRS	MONASTIC ADMN. & MANAGEMENT SERVICES	243	Intgrtd. Commnty. Water Supply & Sanitation	UNICEF	-0.005	0.000	-0.005
COUNCIL FOR ECCLESIASTICAL AFFAIRS	MONASTIC ADMN. & MANAGEMENT SERVICES	788	Instnll. Strengthening of National Library	DANIDA	1.486	0.000	1.486
COUNCIL FOR ECCLESIASTICAL AFFAIRS	MONASTIC ADMN. & MANAGEMENT SERVICES	913	Rural Community Water Supply	UNICEF	-0.004	0.000	-0.004
COUNCIL FOR ECCLESIASTICAL AFFAIRS	MONASTIC ADMN. & MANAGEMENT SERVICES	917	Advocacy and Social Mobilisation	UNICEF	-0.001	0.000	-0.001
COUNCIL FOR ECCLESIASTICAL AFFAIRS	MONASTIC ADMN. & MANAGEMENT SERVICES	918	Religion and Health	UNICEF	0.792	0.000	0.792
COUNCIL FOR ECCLESIASTICAL AFFAIRS Total					2.267	0.000	2.267
SPECIAL COMMISSION FOR CULTURAL AFFAIRS	GENERAL ADMIN. & CULTURAL SERVICES	7	Takstang Reconstruction Project	TRF-MOF	0.500	0.000	0.500
SPECIAL COMMISSION FOR CULTURAL AFFAIRS	GENERAL ADMIN. & CULTURAL SERVICES	615	School of Fine Arts	NETHERLN	1.428	0.000	1.428
SPECIAL COMMISSION FOR CULTURAL AFFAIRS	GENERAL ADMIN. & CULTURAL SERVICES	788	Instnll. Strengthening of National Library	DANIDA	0.886	0.000	0.886
SPECIAL COMMISSION FOR CULTURAL AFFAIRS	GENERAL ADMIN. & CULTURAL SERVICES	1059	Intergovt. Conference on Cultural Policies	AUSTRIAN	0.148	0.000	0.148
SPECIAL COMMISSION FOR CULTURAL AFFAIRS	GENERAL ADMIN. & CULTURAL SERVICES	1081	Reno. of BHT's Endangered Cultural Heritage	GTZ	0.949	0.000	0.949
SPECIAL COMMISSION FOR CULTURAL AFFAIRS	GENERAL ADMIN. & CULTURAL SERVICES	1083	Inventory of Cultural Property (Monboshu)	JAPAN	0.518	0.000	0.518
SPECIAL COMMISSION FOR CULTURAL AFFAIRS	GENERAL ADMIN. & CULTURAL SERVICES	1118	Bhutan-Japan Nature & Culture Association	B-JNCA	0.354	0.000	0.354
SPECIAL COMMISSION FOR CULTURAL AFFAIRS	GENERAL ADMIN. & CULTURAL SERVICES	1120	Supply of Equipment for RAPA	GTZ	0.513	0.000	0.513
SPECIAL COMMISSION FOR CULTURAL AFFAIRS	GENERAL ADMIN. & CULTURAL SERVICES	1147	Recording of Oral Traditions	UNESCO	0.639	0.000	0.639
SPECIAL COMMISSION FOR CULTURAL AFFAIRS	GENERAL ADMIN. & CULTURAL SERVICES	1148	Establishment of Library on Arts & Crafts	UNESCO	0.639	0.000	0.639
SPECIAL COMMISSION FOR CULTURAL AFFAIRS	GENERAL ADMIN. & CULTURAL SERVICES	1157	Support Conser. & Other Act. of the Museum	FORD	0.929	0.000	0.929
SPECIAL COMMISSION FOR CULTURAL AFFAIRS Total					7.503	0.000	7.503
JUDICIARY		952	Construction of High Court Building	GOI	1.000	0.000	1.000

INTERNATIONAL ASSISTANCES (GRANTS) RECEIVED DURING THE FISCAL YEAR 1998-1999: BY AGENCY

AUNAME	PRNAME	FICODE	PNAME	DONOR	CASH	KIND	TOTAL
JUDICIARY		999	Development Support to Judiciary	DANIDA	0.251	0.000	0.251
JUDICIARY		1117	Strengthening the Bhutanese Legal Frame Work	UNDP	2.604	0.000	2.604
JUDICIARY		1160	Support to Judiciary Phase II	DANIDA	2.746	0.000	2.746
JUDICIARY Total					6.601	0.000	6.601
MINISTRY OF PLANNING		789	Support to SDS (Planning Commission)	NETHERLN	2.263	0.000	2.263
MINISTRY OF PLANNING		866	Training Program for Planning Officers	SNV	-0.093	0.000	-0.093
MINISTRY OF PLANNING		1025	Instit. Strength. & Capacity Building of CSC	DANIDA	4.500	0.000	4.500
MINISTRY OF PLANNING		1074	Institutional Strengthening of CSO	ADB	2.120	0.000	2.120
MINISTRY OF PLANNING		1082	Str. of Cap. for Dev. Mgt. & Decentralization	UNDP	4.726	0.000	4.726
MINISTRY OF PLANNING Total					13.515	0.000	13.515
ROYAL AUDIT AUTHORITY		832	HRD & Institutional Strengthening of RAA	SDC	0.000	15.530	15.530
ROYAL AUDIT AUTHORITY		1028	Dev. Support to Royal Audit Authority Phasell	DANIDA	15.879	0.000	15.879
ROYAL AUDIT AUTHORITY Total					15.879	15.530	31.409
	agency						
ROYAL CIVIL SERVICE COMMISSION		206	Scholarship for Higher Studies	GOI	8.903	0.000	8.903
ROYAL CIVIL SERVICE COMMISSION		219	Human Resource Dev. and Training Services	UNDP	4.374	0.000	4.374
ROYAL CIVIL SERVICE COMMISSION		621	Human Resource Development	NETHERLN	2.690	0.000	2.690
ROYAL CIVIL SERVICE COMMISSION		692	HRD for Sustainable Human Development	UNDP	1.015	0.000	1.015
ROYAL CIVIL SERVICE COMMISSION		958	HRMD	UNDP	25.426	0.000	25.426
ROYAL CIVIL SERVICE COMMISSION		1005	Wild Life Preservation Project Phase 2	WWF	1.057	0.000	1.057
ROYAL CIVIL SERVICE COMMISSION		1089	Environment Sector Programme Support	DANIDA	2.500	0.000	2.500
ROYAL CIVIL SERVICE COMMISSION		1104	BTF HRD (2 Master Course- CMP & Zoology)	BTFC	9.490	0.000	9.490
ROYAL CIVIL SERVICE COMMISSION		1133	HRD of the Nature Conservation Section	BTFC	0.961	0.000	0.961
ROYAL CIVIL SERVICE COMMISSION		1140	In-Country Training of Technical & Vocational	CPSC	0.068	0.000	0.068
ROYAL CIVIL SERVICE COMMISSION Total					56.485	0.000	56.485
PUNAKHA DZONG RENOVATION PROJECT		276	Renovation of Punakha Dzong	GOI	64.000	0.000	64.000
PUNAKHA DZONG RENOVATION PROJECT Total					64.000	0.000	64.000
NATIONAL ENVIRONMENTAL COMMISSION		823	Strengthening Environmental Mngt. & Education	UNDP	3.548	0.000	3.548
NATIONAL ENVIRONMENTAL COMMISSION		862	Bhutan National Green House Project	UNDP	1.754	0.000	1.754
NATIONAL ENVIRONMENTAL COMMISSION		1089	Environment Sector Programme Support	DANIDA	13.000	0.000	13.000
NATIONAL ENVIRONMENTAL COMMISSION		1169	Thimphu Pollution Survey	BTFC	0.350	0.000	0.350
NATIONAL ENVIRONMENTAL COMMISSION Total					18.652	0.000	18.652
ROYAL INSTITUTE OF MANAGEMENT		995	Decentralisation Support Programme, RIM	SNV	0.779	0.000	0.779

INTERNATIONAL ASSISTANCES (GRANTS) RECEIVED DURING THE FISCAL YEAR 1998-1999: BY AGENCY							
AUNAME	PRNAME	FICODE	PNAME	DONOR	CASH	KIND	TOTAL
ROYAL INSTITUTE OF MANAGEMENT		1026	Institutional Strengthening of RIM	DANIDA	22.652	0.000	22.652
ROYAL INSTITUTE OF MANAGEMENT		1119	Workshop on Decentralization Process	UNICEF	0.444	0.000	0.444
ROYAL INSTITUTE OF MANAGEMENT Total					23.874	0.000	23.874
CENTRE FOR BHUTAN STUDIES		1132	Support to Centre for Bhutan Studies	DANIDA	10.000	0.000	10.000
CENTRE FOR BHUTAN STUDIES		1168	Gross National Happiness	AUSTRIAN	0.221	0.000	0.221
CENTRE FOR BHUTAN STUDIES Total					10.221	0.000	10.221
MINISTRY OF HOME AFFAIRS	DIRECTION & INTERNAL POLICY SERVICES	1082	Str. of Cap. for Dev. Mgt. & Decentralization	UNDP	7.629	0.000	7.629
MINISTRY OF HOME AFFAIRS	DIRECTION & INTERNAL POLICY SERVICES	1112	Support to Population & Development Planning	UNFPA	0.125	0.000	0.125
MINISTRY OF HOME AFFAIRS	SURVEY AND LAND RECORD SERVICES	345	Technical Assistance to Survey Project	GOI	14.000	0.000	14.000
MINISTRY OF HOME AFFAIRS	SURVEY AND LAND RECORD SERVICES	473	Constrn. of Building for Survey Division	GOI	1.000	0.000	1.000
MINISTRY OF HOME AFFAIRS	FIRE FIGHTING SERVICES	934	Fire Fighting Eqpts. & Facilities for Dzongs	GOI	10.000	0.000	10.000
MINISTRY OF HOME AFFAIRS	FIRE FIGHTING SERVICES	936	Fire Fighting Equipment for POL Depot	GOI	2.250	0.000	2.250
MINISTRY OF HOME AFFAIRS Total					35.004	0.000	35.004
MINISTRY OF FINANCE	DIR. & FINANCIAL POLICY SERVICES	840	Institutional Strengthening of MoFS and DNP	DANIDA	-0.002	0.000	-0.002
MINISTRY OF FINANCE	DIR. & FINANCIAL POLICY SERVICES	1143	HRD for National Finance Service	AUSTRIAN	1.015	0.000	1.015
MINISTRY OF FINANCE	NATIONAL BUDGET & FINANCE SERVICES	789	Support to SDS (Planning Commission)	NETHERLN	1.009	0.000	1.009
MINISTRY OF FINANCE	NATIONAL BUDGET & FINANCE SERVICES	889	National Execution of Projects - Phase III	UNDP	1.893	0.000	1.893
MINISTRY OF FINANCE	NATIONAL BUDGET & FINANCE SERVICES	1002	Reglty. Framework for Procurement & Contretnng	ADB	0.421	0.000	0.421
MINISTRY OF FINANCE	NATIONAL BUDGET & FINANCE SERVICES	1176	Type Three Projects	NET SDA	4.295	0.000	4.295
MINISTRY OF FINANCE	REVENUE & CUSTOMS SERVICES	1027	Inst. Strengthening of Revenue & Custom Ph.II	DANIDA	23.625	0.000	23.625
MINISTRY OF FINANCE	COMMON PUBLIC EXPENDITURES	247	Dungsum Cement Project	GOI	17.700	0.000	17.700
MINISTRY OF FINANCE	COMMON PUBLIC EXPENDITURES	339	Kurichhu Hydro-Power Project(Grant Component)	GOI	474.000	0.000	474.000
MINISTRY OF FINANCE	COMMON PUBLIC EXPENDITURES	387	Road Constrn. Maintnnc. & Stabltn. Ph II	WFP	1.893	0.000	1.893

INTERNATIONAL ASSISTANCES (GRANTS) RECEIVED DURING THE FISCAL YEAR 1998-1999: BY AGENCY

AUNAME	PRNAME	FICODE	PNAME	DONOR	CASH	KIND	TOTAL
MINISTRY OF FINANCE	COMMON PUBLIC EXPENDITURES	688	Pry & Post Pry Students & Hospital Patients	WFP	2.775	0.000	2.775
MINISTRY OF FINANCE	COMMON PUBLIC EXPENDITURES	890	Strengthening of BBS	DANIDA	5.180	0.000	5.180
MINISTRY OF FINANCE	COMMON PUBLIC EXPENDITURES	891	Ungrading of Kuensel Corporation - Phase II	DANIDA	2.776	0.000	2.776
MINISTRY OF FINANCE	COMMON PUBLIC EXPENDITURES	915	Non-Formal Education	UNICEF	0.323	0.000	0.323
MINISTRY OF FINANCE	COMMON PUBLIC EXPENDITURES	978	Strng. Rural Micro Credit & Delivery System	SNV	0.360	0.000	0.360
MINISTRY OF FINANCE	COMMON PUBLIC EXPENDITURES	1000	Support to Marketing Programe of BIAL	DANIDA	2.193	0.000	2.193
MINISTRY OF FINANCE	COMMON PUBLIC EXPENDITURES	1007	Small Grants Programme	UNDP	0.888	0.000	0.888
MINISTRY OF FINANCE	COMMON PUBLIC EXPENDITURES	1111	Partners in Development Programme	UNDP	1.099	0.000	1.099
MINISTRY OF FINANCE	COMMON PUBLIC EXPENDITURES	1123	Printing Equipment to Kuensel	DANIDA	18.288	0.000	18.288
MINISTRY OF FINANCE	COMMON PUBLIC EXPENDITURES	1172	Strength. Capacities for Sust. Micro-Finance	UNCDF	12.744	0.000	12.744
MINISTRY OF FINANCE	NATIONAL PROPERTY SERVICES	1085	Eletric Crematorium for Thinphu	DANIDA	0.561	0.000	0.561
MINISTRY OF FINANCE Total					573.035	0.000	573.035
MINISTRY OF HEALTH AND EDUCATION	DIRECTION & POLICY PROGRAM	139	Rehab./Upgrading of Primary Schools,E.Bhutan	UNCDF	16.104	0.000	16.104
MINISTRY OF HEALTH AND EDUCATION	DIRECTION & POLICY PROGRAM	391	TA to UNCDF Investment Projects	UNDP	1.955	0.000	1.955
MINISTRY OF HEALTH AND EDUCATION	DIRECTION & POLICY PROGRAM	1115	UNESCO Miscellenous	UNESCO	1.831	0.000	1.831
MINISTRY OF HEALTH AND EDUCATION	DIRECTION & POLICY PROGRAM	1159	Community Learning Centre (NFE)	UNESCO	0.507	0.000	0.507
MINISTRY OF HEALTH AND EDUCATION	EDUCATION SERVICES	215	Primary Education Project (Grant Component)	W/BANK	0.215	0.000	0.215
MINISTRY OF HEALTH AND EDUCATION	EDUCATION SERVICES	318	Constn. of Quarters etc. at Sherubtse College	GOI	3.337	0.000	3.337
MINISTRY OF HEALTH AND EDUCATION	EDUCATION SERVICES	346	Lecturers for Sherubtse College	GOI	3.051	0.000	3.051
MINISTRY OF HEALTH AND EDUCATION	EDUCATION SERVICES	350	Technical & Vocational Education Phase II	UNDP	3.240	0.000	3.240
MINISTRY OF HEALTH AND EDUCATION	EDUCATION SERVICES	437	Environmental Conservation	BTFEC	1.822	0.000	1.822
MINISTRY OF HEALTH AND EDUCATION	EDUCATION SERVICES	521	Construction of TTC, Paro, Phase III	SDC	0.000	115.662	115.662
MINISTRY OF HEALTH AND EDUCATION	EDUCATION SERVICES	618	Expansion of Educational Facilities	NETHERLN	0.000	0.000	0.000
MINISTRY OF HEALTH AND EDUCATION	EDUCATION SERVICES	619	Construction of Multi-purpose Hall, Shercol.	NETHERLN	1.352	0.000	1.352
MINISTRY OF HEALTH AND EDUCATION	EDUCATION SERVICES	667	Festival of Asian Children's Art	UNESCO	0.410	0.000	0.410
MINISTRY OF HEALTH AND EDUCATION	EDUCATION SERVICES	688	Pry & Post Pry Students & Hospital Patients	WFP	0.434	0.000	0.434
MINISTRY OF HEALTH AND EDUCATION	EDUCATION SERVICES	854	Promotion of Literacy among Youth & Adults	UNESCO	0.594	0.000	0.594
MINISTRY OF HEALTH AND EDUCATION	EDUCATION SERVICES	881	Radio Support for Remote Schools	CANADA	0.048	0.000	0.048

INTERNATIONAL ASSISTANCES (GRANTS) RECEIVED DURING THE FISCAL YEAR 1998-1999: BY AGENCY

AUNAME	PRNAME	FICODE	PNAME	DONOR	CASH	KIND	TOTAL
MINISTRY OF HEALTH AND EDUCATION	EDUCATION SERVICES	898	PPTA for Primary & Secondary Edn. Project	W/BANK	2.390	0.000	2.390
MINISTRY OF HEALTH AND EDUCATION	EDUCATION SERVICES	912	Environmental Sanitation	UNICEF	0.542	0.000	0.542
MINISTRY OF HEALTH AND EDUCATION	EDUCATION SERVICES	914	Primary Education	UNICEF	5.046	0.000	5.046
MINISTRY OF HEALTH AND EDUCATION	EDUCATION SERVICES	916	Special Education	UNICEF	0.187	0.000	0.187
MINISTRY OF HEALTH AND EDUCATION	EDUCATION SERVICES	917	Advocacy and Social Mobilisation	UNICEF	0.125	0.000	0.125
MINISTRY OF HEALTH AND EDUCATION	EDUCATION SERVICES	935	Rehabilitation of Educational Infrastructure	GOI	42.067	0.000	42.067
MINISTRY OF HEALTH AND EDUCATION	EDUCATION SERVICES	948	Renv. & Enhancement of Facilities at NIE	GOI	4.834	0.000	4.834
MINISTRY OF HEALTH AND EDUCATION	EDUCATION SERVICES	1010	National Children's Book Development	UNESCO	0.127	0.000	0.127
MINISTRY OF HEALTH AND EDUCATION	EDUCATION SERVICES	1016	Repair & Maint.of Office Equipt. in R. School	CANADA	0.161	0.000	0.161
MINISTRY OF HEALTH AND EDUCATION	EDUCATION SERVICES	1017	Development of Libraries in Jr. High Schools	CANADA	0.327	0.000	0.327
MINISTRY OF HEALTH AND EDUCATION	EDUCATION SERVICES	1060	Father Mackey Memorial Computer Centre,K/lung	CANADA	2.343	0.000	2.343
MINISTRY OF HEALTH AND EDUCATION	EDUCATION SERVICES	1061	Supplemental - Primary Secondary Education	W/BANK	3.242	0.000	3.242
MINISTRY OF HEALTH AND EDUCATION	EDUCATION SERVICES	1079	Population Education	UNFPA	1.022	0.000	1.022
MINISTRY OF HEALTH AND EDUCATION	EDUCATION SERVICES	1084	Secondary Education Project	SDC	22.323	12.166	34.490
MINISTRY OF HEALTH AND EDUCATION	EDUCATION SERVICES	1089	Environment Sector Programme Support	DANIDA	4.000	0.000	4.000
MINISTRY OF HEALTH AND EDUCATION	EDUCATION SERVICES	1101	Proc.of furniture & equipt.for Sherubtse Col.	SNV	1.067	0.000	1.067
MINISTRY OF HEALTH AND EDUCATION	EDUCATION SERVICES	1113	Support to Sherubtse Degree College	UNFPA	0.175	0.000	0.175
MINISTRY OF HEALTH AND EDUCATION	EDUCATION SERVICES	1116	Printing of Primary School Text Books	DANIDA	3.527	0.000	3.527
MINISTRY OF HEALTH AND EDUCATION	EDUCATION SERVICES	1133	HRD of the Nature Conservation Section	BTSEC	1.212	0.000	1.212
MINISTRY OF HEALTH AND EDUCATION	EDUCATION SERVICES	1156	Promotion of Traditional music in the H.E.I.	UNESCO	0.640	0.000	0.640
MINISTRY OF HEALTH AND EDUCATION	EDUCATION SERVICES	1158	Non-Formal Education Services	UNESCO	0.218	0.000	0.218
MINISTRY OF HEALTH AND EDUCATION	HEALTH SERVICES	172	Primary Eye Care	A/HILFE	5.034	0.000	5.034
MINISTRY OF HEALTH AND EDUCATION	HEALTH SERVICES	348	Medicinal Plants for Traditional Medicine	EEC	10.577	0.000	10.577
MINISTRY OF HEALTH AND EDUCATION	HEALTH SERVICES	441	Constrn. of Regnl. Refrrl. Hosptl., Mongar	GOI	90.000	0.000	90.000
MINISTRY OF HEALTH AND EDUCATION	HEALTH SERVICES	447	Constrn. of District Hospital, T/Yangtse	GOI	22.150	0.000	22.150
MINISTRY OF HEALTH AND EDUCATION	HEALTH SERVICES	448	Expansion of JDWNR Hospital, Thimphu	GOI	30.000	0.000	30.000
MINISTRY OF HEALTH AND EDUCATION	HEALTH SERVICES	489	Construction of District Hospital, Lhuntse	GOI	22.150	0.000	22.150
MINISTRY OF HEALTH AND EDUCATION	HEALTH SERVICES	803	Prevention and Control of STD/AIDS	WHO	0.301	0.000	0.301
MINISTRY OF HEALTH AND EDUCATION	HEALTH SERVICES	853	World Population Day	UNDP	0.260	0.000	0.260
MINISTRY OF HEALTH AND EDUCATION	HEALTH SERVICES	909	Maternal and Child Health	UNICEF	5.523	0.000	5.523
MINISTRY OF HEALTH AND EDUCATION	HEALTH SERVICES	910	Nutrition and Child Care	UNICEF	2.887	0.000	2.887
MINISTRY OF HEALTH AND EDUCATION	HEALTH SERVICES	911	Human Resource Development	UNICEF	3.795	0.000	3.795
MINISTRY OF HEALTH AND EDUCATION	HEALTH SERVICES	912	Environmental Sanitation	UNICEF	0.416	0.000	0.416
MINISTRY OF HEALTH AND EDUCATION	HEALTH SERVICES	913	Rural Community Water Supply	UNICEF	0.265	0.000	0.265
MINISTRY OF HEALTH AND EDUCATION	HEALTH SERVICES	914	Primary Education	UNICEF	1.431	0.000	1.431
MINISTRY OF HEALTH AND EDUCATION	HEALTH SERVICES	953	Malaria Control Programme	GOI	4.000	0.000	4.000
MINISTRY OF HEALTH AND EDUCATION	HEALTH SERVICES	981	Health Sector Support Programme, Phase II	DANIDA	154.088	0.000	154.088
MINISTRY OF HEALTH AND EDUCATION	HEALTH SERVICES	984	Research Policy & Strategy Coordination	WHO	0.326	0.000	0.326
MINISTRY OF HEALTH AND EDUCATION	HEALTH SERVICES	1031	Strengthening Country Health Information	WHO	0.635	0.000	0.635

INTERNATIONAL ASSISTANCES (GRANTS) RECEIVED DURING THE FISCAL YEAR 1998-1999: BY AGENCY

AUNAME	PRNAME	FICODE	PNAME	DONOR	CASH	KIND	TOTAL
MINISTRY OF HEALTH AND EDUCATION	HEALTH SERVICES	1032	Development of District Health Systems	WHO	1.093	0.000	1.093
MINISTRY OF HEALTH AND EDUCATION	HEALTH SERVICES	1033	Development of Human Resources for Health	WHO	1.533	0.000	1.533
MINISTRY OF HEALTH AND EDUCATION	HEALTH SERVICES	1034	National Essential Drugs Programme	WHO	1.942	0.000	1.942
MINISTRY OF HEALTH AND EDUCATION	HEALTH SERVICES	1035	Quality Assurance in Health Care	WHO	0.042	0.000	0.042
MINISTRY OF HEALTH AND EDUCATION	HEALTH SERVICES	1038	Community-Based Mental Health Programme	WHO	1.336	0.000	1.336
MINISTRY OF HEALTH AND EDUCATION	HEALTH SERVICES	1039	Health Promotion Programme	WHO	0.941	0.000	0.941
MINISTRY OF HEALTH AND EDUCATION	HEALTH SERVICES	1040	Community-Based Rehabilitation	WHO	0.591	0.000	0.591
MINISTRY OF HEALTH AND EDUCATION	HEALTH SERVICES	1041	National Nutrition Programme	WHO	0.160	0.000	0.160
MINISTRY OF HEALTH AND EDUCATION	HEALTH SERVICES	1042	Streng. National Water Supply & Sanitation	WHO	2.357	0.000	2.357
MINISTRY OF HEALTH AND EDUCATION	HEALTH SERVICES	1043	Eradication of Polio & Elimination of Leprosy	WHO	0.116	0.000	0.116
MINISTRY OF HEALTH AND EDUCATION	HEALTH SERVICES	1044	Integrated Management of Sick Child	WHO	0.396	0.000	0.396
MINISTRY OF HEALTH AND EDUCATION	HEALTH SERVICES	1045	Prevention & Control of Tuberculosis	WHO	1.330	0.000	1.330
MINISTRY OF HEALTH AND EDUCATION	HEALTH SERVICES	1046	Prevention & Control of Communicable Diseases	WHO	0.210	0.000	0.210
MINISTRY OF HEALTH AND EDUCATION	HEALTH SERVICES	1047	Malaria Control Programme	WHO	0.428	0.000	0.428
MINISTRY OF HEALTH AND EDUCATION	HEALTH SERVICES	1048	Control of Non-Communicable Diseases.	WHO	0.086	0.000	0.086
MINISTRY OF HEALTH AND EDUCATION	HEALTH SERVICES	1070	Planning and Monitoring	UNICEF	0.050	0.000	0.050
MINISTRY OF HEALTH AND EDUCATION	HEALTH SERVICES	1077	Support to Population Advocacy	UNFPA	2.083	0.000	2.083
MINISTRY OF HEALTH AND EDUCATION	HEALTH SERVICES	1078	Support for Reproductive Health Services	UNFPA	8.126	0.000	8.126
MINISTRY OF HEALTH AND EDUCATION	HEALTH SERVICES	1105	Research Policy and Strategy Coordination	WHO	1.388	0.000	1.388
MINISTRY OF HEALTH AND EDUCATION	HEALTH SERVICES	1106	Inter-Country Program	WHO	0.281	0.000	0.281
MINISTRY OF HEALTH AND EDUCATION	HEALTH SERVICES	1114	Essential Reproductive Health Supplies	UNFPA	14.028	0.000	14.028
MINISTRY OF HEALTH AND EDUCATION	HEALTH SERVICES	1128	WHO's Assistance to NID Programme	WHO	2.099	0.000	2.099
MINISTRY OF HEALTH AND EDUCATION Total					524.928	127.828	652.756
MINISTRY OF AGRICULTURE	DIRECTION & AGRICULTURE POLICY SERVICES	662	Natural Resource Training Institute-Phase II	HELVETAS	0.000	29.874	29.874
MINISTRY OF AGRICULTURE	DIRECTION & AGRICULTURE POLICY SERVICES	663	NRTI-Construction (Phase II)	HELVETAS	0.000	0.741	0.741
MINISTRY OF AGRICULTURE	DIRECTION & AGRICULTURE POLICY SERVICES	1107	Survey & Inventory for ABC Project	NET PSF	0.987	0.000	0.987
MINISTRY OF AGRICULTURE	RESEARCH, EXTENSION AND IRRIGATION DIVISION	183	Bee Keeping	HELVETAS	0.000	3.928	3.928
MINISTRY OF AGRICULTURE	RESEARCH, EXTENSION AND IRRIGATION DIVISION	272	Integrated Pest Mgt. Development Project	EEC	4.229	0.000	4.229
MINISTRY OF AGRICULTURE	RESEARCH, EXTENSION AND IRRIGATION DIVISION	386	First Eastern Zone Agriculture Project (UNDP)	UNDP	0.415	0.000	0.415
MINISTRY OF AGRICULTURE	RESEARCH, EXTENSION AND IRRIGATION DIVISION	785	Stnble.Soil Fertility & Plant Nutrients Mngt.	NETHERLN	27.721	0.000	27.721

INTERNATIONAL ASSISTANCES (GRANTS) RECEIVED DURING THE FISCAL YEAR 1998-1999: BY AGENCY

AUNAME	PRNAME	FICODE	PNAME	DONOR	CASH	KIND	TOTAL
MINISTRY OF AGRICULTURE	RESEARCH, EXTENSION AND IRRIGATION DIVISION	835	RNR Ext. Prog. for Bumthang & Tongsa, Phase I	HELVETAS	0.496	0.000	0.496
MINISTRY OF AGRICULTURE	RESEARCH, EXTENSION AND IRRIGATION DIVISION	857	Forestry Research Support Program	FAO	0.139	0.000	0.139
MINISTRY OF AGRICULTURE	RESEARCH, EXTENSION AND IRRIGATION DIVISION	871	Kitchen Gardening for Better Nutrition	FAO	0.147	0.000	0.147
MINISTRY OF AGRICULTURE	RESEARCH, EXTENSION AND IRRIGATION DIVISION	873	Soil Survey & Lan Resources Project	DANIDA	8.718	0.000	8.718
MINISTRY OF AGRICULTURE	RESEARCH, EXTENSION AND IRRIGATION DIVISION	951	Integrated Area Dev. Sub-Tropical Zones (FS)	GOI	1.000	0.000	1.000
MINISTRY OF AGRICULTURE	RESEARCH, EXTENSION AND IRRIGATION DIVISION	974	RNR Extension Support Programme	EEC	13.303	0.000	13.303
MINISTRY OF AGRICULTURE	RESEARCH, EXTENSION AND IRRIGATION DIVISION	976	Irrigation Survey Project	SNV	0.490	0.000	0.490
MINISTRY OF AGRICULTURE	RESEARCH, EXTENSION AND IRRIGATION DIVISION	977	Water Management Research Project	SNV	0.289	0.000	0.289
MINISTRY OF AGRICULTURE	RESEARCH, EXTENSION AND IRRIGATION DIVISION	997	Integrated Horticulture Development Programe	UNDP	28.565	0.000	28.565
MINISTRY OF AGRICULTURE	RESEARCH, EXTENSION AND IRRIGATION DIVISION	1004	BG Sustainable RNR Development Project	GTZ	2.343	0.000	2.343
MINISTRY OF AGRICULTURE	RESEARCH, EXTENSION AND IRRIGATION DIVISION	1056	Interim Storage of Pesticide Residues	DANIDA	0.560	0.000	0.560
MINISTRY OF AGRICULTURE	RESEARCH, EXTENSION AND IRRIGATION DIVISION	1089	Environment Sector Programme Support	DANIDA	20.000	0.000	20.000
MINISTRY OF AGRICULTURE	RESEARCH, EXTENSION AND IRRIGATION DIVISION	1095	Research Centre Phase I	HELVETAS	1.445	48.303	49.748
MINISTRY OF AGRICULTURE	RESEARCH, EXTENSION AND IRRIGATION DIVISION	1103	Integrated Potato Development Project	CIP	0.475	0.000	0.475
MINISTRY OF AGRICULTURE	RESEARCH, EXTENSION AND IRRIGATION DIVISION	1108	RNR Library & PPD Documentation	ICIMOD	0.169	0.000	0.169
MINISTRY OF AGRICULTURE	RESEARCH, EXTENSION AND IRRIGATION DIVISION	1125	Natural Resources Training Institute	HELVETAS	1.000	0.000	1.000
MINISTRY OF AGRICULTURE	RESEARCH, EXTENSION AND IRRIGATION DIVISION	1165	Royal Botanical Garden at Serbithang	BTFEC	5.708	0.000	5.708
MINISTRY OF AGRICULTURE	CROP AND LIVESTOCK SERVICES DIVISION	252	Royal Vety. Diagnosis Lab. Serbithang	EEC	6.986	0.000	6.986
MINISTRY OF AGRICULTURE	CROP AND LIVESTOCK SERVICES DIVISION	647	National Livestock & Fodder Dev. Prog. Ph. IV	HELVETAS	0.000	12.344	12.344
MINISTRY OF AGRICULTURE	CROP AND LIVESTOCK SERVICES DIVISION	669	Animal Genetics Resources in Asia & Pacific	FAO	0.095	0.000	0.095

INTERNATIONAL ASSISTANCES (GRANTS) RECEIVED DURING THE FISCAL YEAR 1998-1999: BY AGENCY

AUNAME	PRNAME	FICODE	PNAME	DONOR	CASH	KIND	TOTAL
MINISTRY OF AGRICULTURE	CROP AND LIVESTOCK SERVICES DIVISION	1098	Lameness in Sheep and other Ruminants	AUSTRALIA	0.970	0.000	0.970
MINISTRY OF AGRICULTURE	FORESTRY SERVICES DIVISION	277	ISDP, Zhemgang	SNV	1.169	0.000	1.169
MINISTRY OF AGRICULTURE	FORESTRY SERVICES DIVISION	375	Third Forestry Development Project	SDC	0.826	23.732	24.558
MINISTRY OF AGRICULTURE	FORESTRY SERVICES DIVISION	623	Integrated Forestry Dev. Program PH. III	HELVETAS	0.000	28.386	28.386
MINISTRY OF AGRICULTURE	FORESTRY SERVICES DIVISION	681	Black Mountain Biodiversity Conservation	NETHERLN	12.870	0.000	12.870
MINISTRY OF AGRICULTURE	FORESTRY SERVICES DIVISION	737	The Forestry Act 1995, Printing & Distributing	NETHERLN	-0.202	0.000	-0.202
MINISTRY OF AGRICULTURE	FORESTRY SERVICES DIVISION	888	National Biodiversity Conv. Survey Action Pl.	UNDP	-0.032	0.000	-0.032
MINISTRY OF AGRICULTURE	FORESTRY SERVICES DIVISION	1001	Integrated Management of JDNP	UNDP	7.534	0.000	7.534
MINISTRY OF AGRICULTURE	FORESTRY SERVICES DIVISION	1005	Wild Life Preservation Project Phase 2	WWF	2.852	0.000	2.852
MINISTRY OF AGRICULTURE	FORESTRY SERVICES DIVISION	1080	Institutional Grant to BFI (Taba)	WWF	0.042	0.000	0.042
MINISTRY OF AGRICULTURE	FORESTRY SERVICES DIVISION	1089	Environment Sector Programme Support	DANIDA	18.000	0.000	18.000
MINISTRY OF AGRICULTURE	FORESTRY SERVICES DIVISION	1099	FSD, HQ Office Renovation (BTF Office)	BTFC	0.300	0.000	0.300
MINISTRY OF AGRICULTURE Total					169.610	147.307	316.917
MINISTRY OF TRADE AND INDUSTRY	DIRECTION & TRADE & INDUSTRY POLICY SERVICES	1089	Environment Sector Programme Support	DANIDA	8.000	0.000	8.000
MINISTRY OF TRADE AND INDUSTRY	TRADE DIVISION	1127	WTO grant for BTDP	WTO	0.059	0.000	0.059
MINISTRY OF TRADE AND INDUSTRY	GEOLOGY AND MINES DIVISION	222	DGM HQ & Laboratory Construction & Equipment	GOI	1.537	0.000	1.537
MINISTRY OF TRADE AND INDUSTRY	POWER DIVISION	236	Rural Electrification Project	GOI	7.000	0.000	7.000
MINISTRY OF TRADE AND INDUSTRY	POWER DIVISION	432	Recmmssng. of Mini-Hydel, Wangdiphodang	GOI	2.000	0.000	2.000
MINISTRY OF TRADE AND INDUSTRY	POWER DIVISION	433	Recmmssng. of Mini-Hydel, Chhenary	GOI	20.240	0.000	20.240
MINISTRY OF TRADE AND INDUSTRY	POWER DIVISION	434	Recmmssng. of Mini-Hydel, Lhuntse	GOI	8.980	0.000	8.980
MINISTRY OF TRADE AND INDUSTRY	POWER DIVISION	436	Recmmssng. of Mini-Hydels, Others	GOI	29.150	0.000	29.150
MINISTRY OF TRADE AND INDUSTRY	POWER DIVISION	440	Power Transmission (Eastern Grid)	GOI	81.920	0.000	81.920
MINISTRY OF TRADE AND INDUSTRY	POWER DIVISION	546	DPR for Sunkosh Multi-Purpose Project	GOI	0.000	3.121	3.121
MINISTRY OF TRADE AND INDUSTRY	POWER DIVISION	609	Basochhu Hydro-Power Project	AUSTRIAN	99.750	57.190	156.940
MINISTRY OF TRADE AND INDUSTRY	POWER DIVISION	787	Hydro Power Project (SDA)	NETHERLN	5.709	0.000	5.709
MINISTRY OF TRADE AND INDUSTRY	POWER DIVISION	937	Small Hydroelectric Project, Lhuntse	GOI	4.000	0.000	4.000
MINISTRY OF TRADE AND INDUSTRY	POWER DIVISION	940	Improvement & Upgrdtn. of Transmission Grid	GOI	10.000	0.000	10.000
MINISTRY OF TRADE AND INDUSTRY	POWER DIVISION	941	Rural Electrification	GOI	10.000	0.000	10.000
MINISTRY OF TRADE AND INDUSTRY	POWER DIVISION	993	Feasibility Study of Micro Hydel, Gathana	NETHERLN	0.000	0.000	0.000
MINISTRY OF TRADE AND INDUSTRY	POWER DIVISION	1100	STD for Thimphu and Paro (Phase II)	GOI	70.000	0.000	70.000
MINISTRY OF TRADE AND INDUSTRY	POWER DIVISION	1162	Power System Study for BHPP	AUSTRIAN	1.481	0.000	1.481
MINISTRY OF TRADE AND INDUSTRY	INDUSTRIES DIVISION	209	Development of Gidakom Industrial Estate	GOI	1.380	0.000	1.380
MINISTRY OF TRADE AND INDUSTRY	INDUSTRIES DIVISION	435	Cottg. Small & Medm. Sc. Indstrs. Devlpmnt.	UNDP	-0.397	0.000	-0.397
MINISTRY OF TRADE AND INDUSTRY	INDUSTRIES DIVISION	930	Skills Development Program	HELVETAS	1.350	0.820	2.170
MINISTRY OF TRADE AND INDUSTRY	INDUSTRIES DIVISION	997	Integrated Horticulture Development Programme	UNDP	2.484	0.000	2.484

INTERNATIONAL ASSISTANCES (GRANTS) RECEIVED DURING THE FISCAL YEAR 1998-1999: BY AGENCY

AUNAME	PRNAME	FICODE	PNAME	DONOR	CASH	KIND	TOTAL
MINISTRY OF TRADE AND INDUSTRY	INDUSTRIES DIVISION	1062	Private Sector Development Project	UNDP	5.609	0.000	5.609
MINISTRY OF TRADE AND INDUSTRY	INDUSTRIES DIVISION	1063	Cottage, Small & Medium Scale Industry	UNDP	6.000	0.000	6.000
MINISTRY OF TRADE AND INDUSTRY	TOURISM DIVISION	704	Tourism Training and Consultancy	AUSTRIAN	1.072	0.000	1.072
MINISTRY OF TRADE AND INDUSTRY Total					377.324	61.131	438.455
MINISTRY OF COMMUNICATIONS	TELECOMMUNICATIONS & CIVIL WIRELESS SERVICES	212	Hydrometeorological Services for GOI	GOI	6.311	0.000	6.311
MINISTRY OF COMMUNICATIONS	TELECOMMUNICATIONS & CIVIL WIRELESS SERVICES	837	Telecom Dev. in the Western Region	JAPAN	0.000	5.285	5.285
MINISTRY OF COMMUNICATIONS	TELECOMMUNICATIONS & CIVIL WIRELESS SERVICES	897	HRD for Telecommunications	UNDP	0.887	0.000	0.887
MINISTRY OF COMMUNICATIONS	TELECOMMUNICATIONS & CIVIL WIRELESS SERVICES	1088	Establishment of National E-mail Network	CANADA	1.279	0.000	1.279
MINISTRY OF COMMUNICATIONS	TELECOMMUNICATIONS & CIVIL WIRELESS SERVICES	1163	Internet Services	BT:UK	0.000	1.388	1.388
MINISTRY OF COMMUNICATIONS	TELECOMMUNICATIONS & CIVIL WIRELESS SERVICES	1167	DrukNet Internet Initiative	UNDP	0.000	2.697	2.697
MINISTRY OF COMMUNICATIONS	ROADS SERVICES	248	Deothang - Bhangtar Road Project	GOI	0.000	2.820	2.820
MINISTRY OF COMMUNICATIONS	ROADS SERVICES	279	Eastern Feeder Roads	UNCDF	1.364	0.000	1.364
MINISTRY OF COMMUNICATIONS	ROADS SERVICES	372	Construction of Sibsoo Tendu Road	GOI	0.000	0.264	0.264
MINISTRY OF COMMUNICATIONS	ROADS SERVICES	531	Construction of Bridges	GOI	0.000	20.508	20.508
MINISTRY OF COMMUNICATIONS	ROADS SERVICES	932	TA for Mechanical Field W/shop, Hesithangkha	AUSTRIAN	0.628	0.000	0.628
MINISTRY OF COMMUNICATIONS	ROADS SERVICES	943	Construction of Permanent Bridge at Bhurkhola	GOI	10.000	0.000	10.000
MINISTRY OF COMMUNICATIONS	ROADS SERVICES	1092	Construction of Rehabilitation of Roads	WFP	2.110	0.000	2.110
MINISTRY OF COMMUNICATIONS	ROADS SERVICES	1096	Puna Tsang Chhu Bridge Phase I (planning)	HELVETAS	0.000	4.423	4.423
MINISTRY OF COMMUNICATIONS	ROADS SERVICES	1102	Strtng. Engineering Capacities in PWD	UNDP	3.198	0.000	3.198
MINISTRY OF COMMUNICATIONS	CIVIL AVIATION SERVICES	249	Paro Airport Development	GOI	0.000	9.323	9.323
MINISTRY OF COMMUNICATIONS	CIVIL AVIATION SERVICES	477	Paro Airport River Training Works	GOI	4.518	0.000	4.518
MINISTRY OF COMMUNICATIONS	WORKS & HOUSING SERVICES	137	Suspension Bridges - Phase III	UNCDF	0.017	0.000	0.017
MINISTRY OF COMMUNICATIONS	WORKS & HOUSING SERVICES	532	Urban Development	GOI	10.000	0.000	10.000
MINISTRY OF COMMUNICATIONS	WORKS & HOUSING SERVICES	834	Suspension Bridge Program - Phase IV	SDC	1.000	5.445	6.445
MINISTRY OF COMMUNICATIONS	WORKS & HOUSING SERVICES	859	River Protection Work on Dhoti River,P/ling	DANIDA	-0.006	0.000	-0.006
MINISTRY OF COMMUNICATIONS	WORKS & HOUSING SERVICES	1091	River Trng. Works at Infiltration Gallery	DANIDA	2.500	0.000	2.500
MINISTRY OF COMMUNICATIONS	WORKS & HOUSING SERVICES	1102	Strtng. Engineering Capacities in PWD	UNDP	4.701	0.000	4.701
MINISTRY OF COMMUNICATIONS	WORKS & HOUSING SERVICES	1126	Urban Development Project	W/BANK	3.388	0.000	3.388
MINISTRY OF COMMUNICATIONS	WORKS & HOUSING SERVICES	1136	Urban Dev. Sector Programme Support	DANIDA	26.262	0.000	26.262
MINISTRY OF COMMUNICATIONS	WORKS & HOUSING SERVICES	1138	Suspension Bridge Programme Ph. IV & Part II	SDC	3.900	0.000	3.900

INTERNATIONAL ASSISTANCES (GRANTS) RECEIVED DURING THE FISCAL YEAR 1998-1999: BY AGENCY

AUNAME	PRNAME	FICODE	PNAME	DONOR	CASH	KIND	TOTAL
MINISTRY OF COMMUNICATIONS	WORKS & HOUSING SERVICES	1170	Climate Fund (Eccooperation, SDA)	CLI:FUND	4.261	0.000	4.261
MINISTRY OF COMMUNICATIONS Total					86.319	52.153	138.473
DZONGKHAG ADMINISTRATION, CHHUKHA		912	Environmental Sanitation	UNICEF	0.060	0.000	0.060
DZONGKHAG ADMINISTRATION, CHHUKHA Total					0.060	0.000	0.060
DZONGKHAG ADMINISTRATION, HA		912	Environmental Sanitation	UNICEF	0.030	0.000	0.030
DZONGKHAG ADMINISTRATION, HA		913	Rural Community Water Supply	UNICEF	0.033	0.000	0.033
DZONGKHAG ADMINISTRATION, HA Total					0.063	0.000	0.063
DZONGKHAG ADMINISTRATION, PARO		912	Environmental Sanitation	UNICEF	0.074	0.000	0.074
DZONGKHAG ADMINISTRATION, PARO Total					0.074	0.000	0.074
DZONGKHAG ADMINISTRATION, SAMTSE		912	Environmental Sanitation	UNICEF	-0.032	0.000	-0.032
DZONGKHAG ADMINISTRATION, SAMTSE Total					-0.032	0.000	-0.032
DZONGKHAG ADMINISTRATION, PUNAKHA		912	Environmental Sanitation	UNICEF	0.081	0.000	0.081
DZONGKHAG ADMINISTRATION, PUNAKHA		913	Rural Community Water Supply	UNICEF	0.143	0.000	0.143
DZONGKHAG ADMINISTRATION, PUNAKHA Total					0.225	0.000	0.225
DZONGKHAG ADMINISTRATION, WANGDUE PHODRANG		912	Environmental Sanitation	UNICEF	0.101	0.000	0.101
DZONGKHAG ADMINISTRATION, WANGDUE PHODRANG		913	Rural Community Water Supply	UNICEF	-0.028	0.000	-0.028
DZONGKHAG ADMINISTRATION, WANGDUE PHODRANG Total					0.073	0.000	0.073
DZONGKHAG ADMINISTRATION, BUMTHANG		185	Health Programme, Bumthang, Phase III	HELVETAS	0.000	-0.091	-0.091
DZONGKHAG ADMINISTRATION, BUMTHANG		835	RNR Ext. Prog. for Bumthang & Tongsa, Phase I	HELVETAS	0.000	14.231	14.231
DZONGKHAG ADMINISTRATION, BUMTHANG		871	Kitchen Gardening for Better Nutrition	FAO	0.043	0.000	0.043
DZONGKHAG ADMINISTRATION, BUMTHANG		912	Environmental Sanitation	UNICEF	0.017	0.000	0.017
DZONGKHAG ADMINISTRATION, BUMTHANG		913	Rural Community Water Supply	UNICEF	0.101	0.000	0.101
DZONGKHAG ADMINISTRATION, BUMTHANG		918	Religion and Health	UNICEF	0.136	0.000	0.136
DZONGKHAG ADMINISTRATION, BUMTHANG Total					0.297	14.140	14.438
DZONGKHAG ADMINISTRATION, SARPANG		913	Rural Community Water Supply	UNICEF	-0.031	0.000	-0.031
DZONGKHAG ADMINISTRATION, SARPANG Total					-0.031	0.000	-0.031
DZONGKHAG ADMINISTRATION, ZHEMGANG		277	ISDP, Zhemgang	SNV	14.430	10.182	24.612
DZONGKHAG ADMINISTRATION, ZHEMGANG		509	Intgrtd. Sustnbl. Dvlpmnt. Program, Z/Gang	SCF/USA	0.000	3.631	3.631
DZONGKHAG ADMINISTRATION, ZHEMGANG		912	Environmental Sanitation	UNICEF	0.027	0.000	0.027
DZONGKHAG ADMINISTRATION, ZHEMGANG Total					14.457	13.813	28.270

INTERNATIONAL ASSISTANCES (GRANTS) RECEIVED DURING THE FISCAL YEAR 1998-1999: BY AGENCY

AUNAME	PRNAME	FICODE	PNAME	DONOR	CASH	KIND	TOTAL
DZONGKHAG ADMINISTRATION, TRONGSA		297	Water & Sanitn. for Rural P.Schls.,BHU & MS	UNICEF	0.000	0.000	0.000
DZONGKHAG ADMINISTRATION, TRONGSA		912	Environmental Sanitation	UNICEF	0.016	0.000	0.016
DZONGKHAG ADMINISTRATION, TRONGSA		913	Rural Community Water Supply	UNICEF	0.066	0.000	0.066
DZONGKHAG ADMINISTRATION, TRONGSA		1171	Restoration of Trongsa Dzong Emergency Phase	AUSTRIAN	9.216	0.000	9.216
DZONGKHAG ADMINISTRATION, TRONGSA Total					9.297	0.000	9.297
DZONGKHAG ADMINISTRATION, LHUENTSE		139	Rehab./Upgrading of Primary Schools,E.Bhutan	UNCDF	1.780	0.000	1.780
DZONGKHAG ADMINISTRATION, LHUENTSE		912	Environmental Sanitation	UNICEF	0.042	0.000	0.042
DZONGKHAG ADMINISTRATION, LHUENTSE		913	Rural Community Water Supply	UNICEF	0.161	0.000	0.161
DZONGKHAG ADMINISTRATION, LHUENTSE Total					1.982	0.000	1.982
DZONGKHAG ADMINISTRATION, MONGAR		139	Rehab./Upgrading of Primary Schools,E.Bhutan	UNCDF	1.198	0.000	1.198
DZONGKHAG ADMINISTRATION, MONGAR		912	Environmental Sanitation	UNICEF	0.037	0.000	0.037
DZONGKHAG ADMINISTRATION, MONGAR Total					1.235	0.000	1.235
DZONGKHAG ADMINISTRATION, PEMAGATSHEL		139	Rehab./Upgrading of Primary Schools,E.Bhutan	UNCDF	1.000	0.000	1.000
DZONGKHAG ADMINISTRATION, PEMAGATSHEL		912	Environmental Sanitation	UNICEF	0.092	0.000	0.092
DZONGKHAG ADMINISTRATION, PEMAGATSHEL		913	Rural Community Water Supply	UNICEF	0.033	0.000	0.033
DZONGKHAG ADMINISTRATION, PEMAGATSHEL Total					1.125	0.000	1.125
DZONGKHAG ADMINISTRATION, SAMDRUP JONGKHAR		139	Rehab./Upgrading of Primary Schools,E.Bhutan	UNCDF	1.909	0.000	1.909
DZONGKHAG ADMINISTRATION, SAMDRUP JONGKHAR		912	Environmental Sanitation	UNICEF	-0.036	0.000	-0.036
DZONGKHAG ADMINISTRATION, SAMDRUP JONGKHAR		913	Rural Community Water Supply	UNICEF	0.012	0.000	0.012
DZONGKHAG ADMINISTRATION, SAMDRUP JONGKHAR Total					1.885	0.000	1.885
DZONGKHAG ADMINISTRATION, TRASHIGANG		912	Environmental Sanitation	UNICEF	0.183	0.000	0.183
DZONGKHAG ADMINISTRATION, TRASHIGANG Total					0.183	0.000	0.183
DZONGKHAG ADMINISTRATION, THIMPHU		912	Environmental Sanitation	UNICEF	0.064	0.000	0.064
DZONGKHAG ADMINISTRATION, THIMPHU		913	Rural Community Water Supply	UNICEF	0.056	0.000	0.056
DZONGKHAG ADMINISTRATION, THIMPHU Total					0.120	0.000	0.120
DZONGKHAG ADMINISTRATION, GASA		913	Rural Community Water Supply	UNICEF	0.029	0.000	0.029
DZONGKHAG ADMINISTRATION, GASA Total					0.029	0.000	0.029

INTERNATIONAL ASSISTANCES (GRANTS) RECEIVED DURING THE FISCAL YEAR 1998-1999: BY AGENCY

AUNAME	PRNAME	FICODE	PNAME	DONOR	CASH	KIND	TOTAL
DZONGKHAG ADMINISTRATION, TRASHI YANGTSE		139	Rehab./Upgrading of Primary Schools,E.Bhutan	UNCDF	1.320	0.000	1.320
DZONGKHAG ADMINISTRATION, TRASHI YANGTSE		912	Environmental Sanitation	UNICEF	0.078	0.000	0.078
DZONGKHAG ADMINISTRATION, TRASHI YANGTSE		913	Rural Community Water Supply	UNICEF	0.024	0.000	0.024
DZONGKHAG ADMINISTRATION, TRASHI YANGTSE Total					1.422	0.000	1.422
GOI Program Grants		0		GOI	800.000	0.000	800.000
GOI Program Grants Total					800.000	0.000	800.000
Grand Total					2830.682	431.902	3262.585

INTERNATIONAL ASSISTANCES (GRANTS) RECEIVED DURING THE FISCAL YEAR 1998-1999: BY DONOR							
DONOR	AUNAME	PRNAME	FICODE	PNAME	CASH	KIND	TOTAL
A/HILFE	MINISTRY OF HEALTH AND EDUCATION	HEALTH SERVICES	172	Primary Eye Care	5.034	0.000	5.034
A/HILFE Total					5.034	0.000	5.034
ADB	MINISTRY OF FINANCE	NATIONAL BUDGET & FINANCE SERVICES	1002	Reglty. Framework for Procurement & Contretng	0.421	0.000	0.421
ADB	MINISTRY OF PLANNING		1074	Institutional Strengthening of CSO	2.120	0.000	2.120
ADB Total					2.540	0.000	2.540
AUSTRIAN	CENTRE FOR BHUTAN STUDIES		1168	Gross National Happiness	0.221	0.000	0.221
AUSTRIAN	DZONGKHAG ADMINISTRATION, TRONGSA		1171	Restoration of Trongsa Dzong Emergency Phase	9.216	0.000	9.216
AUSTRIAN	MINISTRY OF COMMUNICATIONS	ROADS SERVICES	932	TA for Mechanical Field W/shop, Hesithangkha	0.628	0.000	0.628
AUSTRIAN	MINISTRY OF FINANCE	DIR. & FINANCIAL POLICY SERVICES	1143	HRD for National Finance Service	1.015	0.000	1.015
AUSTRIAN	MINISTRY OF TRADE AND INDUSTRY	POWER DIVISION	609	Basochhu Hydro-Power Project	99.750	57.190	156.940
AUSTRIAN	MINISTRY OF TRADE AND INDUSTRY	POWER DIVISION	1162	Power System Study for BHPP	1.481	0.000	1.481
AUSTRIAN	MINISTRY OF TRADE AND INDUSTRY	TOURISM DIVISION	704	Tourism Training and Consultancy	1.072	0.000	1.072
AUSTRIAN	SPECIAL COMMISSION FOR CULTURAL AFFAIRS	GENERAL ADMIN. & CULTURAL SERVICES	1059	Intergovt. Conference on Cultural Policies	0.148	0.000	0.148
AUSTRIAN Total					113.531	57.190	170.721
AUSTRLIA	MINISTRY OF AGRICULTURE	CROP AND LIVESTOCK SERVICES DIVISION	1098	Lameness in Sheep and other Ruminants	0.970	0.000	0.970
AUSTRLIA Total					0.970	0.000	0.970
B-JNCA	SPECIAL COMMISSION FOR CULTURAL AFFAIRS	GENERAL ADMIN. & CULTURAL SERVICES	1118	Bhutan-Japan Nature & Culture Association	0.354	0.000	0.354
B-JNCA Total					0.354	0.000	0.354
BT:UK	MINISTRY OF COMMUNICATIONS	TELECOMMUNICATIONS & CIVIL WIRELESS SERVICES	1163	Internet Services	0.000	1.388	1.388
BT:UK Total					0.000	1.388	1.388
BTSEC	MINISTRY OF AGRICULTURE	FORESTRY SERVICES DIVISION	1099	FSD, HQ Office Renovation (BTF Office)	0.300	0.000	0.300
BTSEC	MINISTRY OF AGRICULTURE	RESEARCH, EXTENSION AND IRRIGATION DIVISION	1165	Royal Botanical Garden at Serbithang	5.708	0.000	5.708
BTSEC	MINISTRY OF HEALTH AND EDUCATION	EDUCATION SERVICES	437	Environmental Conservation	1.822	0.000	1.822
BTSEC	MINISTRY OF HEALTH AND EDUCATION	EDUCATION SERVICES	1133	HRD of the Nature Conservation Section	1.212	0.000	1.212
BTSEC	NATIONAL ENVIRONMENTAL COMMISSION		1169	Thimphu Pollution Survey	0.350	0.000	0.350
BTSEC	ROYAL CIVIL SERVICE COMMISSION		1104	BTF HRD (2 Master Course- CMP & Zoology)	9.490	0.000	9.490
BTSEC	ROYAL CIVIL SERVICE COMMISSION		1133	HRD of the Nature Conservation Section	0.961	0.000	0.961
BTSEC Total					19.844	0.000	19.844
CANADA	MINISTRY OF COMMUNICATIONS	TELECOMMUNICATIONS & CIVIL WIRELESS SERVICES	1088	Establishment of National E-mail Network	1.279	0.000	1.279
CANADA	MINISTRY OF HEALTH AND EDUCATION	EDUCATION SERVICES	881	Radio Support for Remote Schools	0.048	0.000	0.048
CANADA	MINISTRY OF HEALTH AND EDUCATION	EDUCATION SERVICES	1016	Repair & Maint.of Office Equipmt. in R. School	0.161	0.000	0.161
CANADA	MINISTRY OF HEALTH AND EDUCATION	EDUCATION SERVICES	1017	Development of Libraries in Jr. High Schools	0.327	0.000	0.327
CANADA	MINISTRY OF HEALTH AND EDUCATION	EDUCATION SERVICES	1060	Father Mackey Memorial Computer Centre,K/lung	2.343	0.000	2.343
CANADA Total					4.157	0.000	4.157
CIP	MINISTRY OF AGRICULTURE	RESEARCH, EXTENSION AND IRRIGATION DIVISION	1103	Integrated Potato Development Project	0.475	0.000	0.475
CIP Total					0.475	0.000	0.475
CLI:FUND	MINISTRY OF COMMUNICATIONS	WORKS & HOUSING SERVICES	1170	Climate Fund (Eccooperation, SDA)	4.261	0.000	4.261
CLI:FUND Total					4.261	0.000	4.261
CPSC	ROYAL CIVIL SERVICE COMMISSION		1140	In-Country Training of Technical & Vocational	0.068	0.000	0.068
CPSC Total					0.068	0.000	0.068
DANIDA	CENTRE FOR BHUTAN STUDIES		1132	Support to Centre for Bhutan Studies	10.000	0.000	10.000
DANIDA	COUNCIL FOR ECCLESIASTICAL AFFAIRS	MONASTIC ADMN. & MANAGEMENT SERVICES	788	Instrnl. Strengthening of National Library	1.486	0.000	1.486
DANIDA	JUDICIARY		999	Development Support to Judiciary	0.251	0.000	0.251
DANIDA	JUDICIARY		1160	Support to Judiciary Phase II	2.746	0.000	2.746
DANIDA	MINISTRY OF AGRICULTURE	FORESTRY SERVICES DIVISION	1089	Environment Sector Programme Support	18.000	0.000	18.000

INTERNATIONAL ASSISTANCES (GRANTS) RECEIVED DURING THE FISCAL YEAR 1998-1999: BY DONOR

DONOR	AUNAME	PRNAME	FICODE	PNAME	CASH	KIND	TOTAL
DANIDA	MINISTRY OF AGRICULTURE	RESEARCH, EXTENSION AND IRRIGATION DIVISION	873	Soil Survey & Lan Resources Project	8.718	0.000	8.718
DANIDA	MINISTRY OF AGRICULTURE	RESEARCH, EXTENSION AND IRRIGATION DIVISION	1056	Interim Storage of Pesticide Residues	0.560	0.000	0.560
DANIDA	MINISTRY OF AGRICULTURE	RESEARCH, EXTENSION AND IRRIGATION DIVISION	1089	Environment Sector Programme Support	20.000	0.000	20.000
DANIDA	MINISTRY OF COMMUNICATIONS	WORKS & HOUSING SERVICES	859	River Protection Work on Dhoti River,P/ling	-0.006	0.000	-0.006
DANIDA	MINISTRY OF COMMUNICATIONS	WORKS & HOUSING SERVICES	1091	River Trng. Works at Infiltration Gallery	2.500	0.000	2.500
DANIDA	MINISTRY OF COMMUNICATIONS	WORKS & HOUSING SERVICES	1136	Urban Dev. Sector Programme Support	26.262	0.000	26.262
DANIDA	MINISTRY OF FINANCE	COMMON PUBLIC EXPENDITURES	890	Strengthening of BBS	5.180	0.000	5.180
DANIDA	MINISTRY OF FINANCE	COMMON PUBLIC EXPENDITURES	891	Ungrading of Kuensel Corporation - Phase II	2.776	0.000	2.776
DANIDA	MINISTRY OF FINANCE	COMMON PUBLIC EXPENDITURES	1000	Support to Marketing Programe of BIAL	2.193	0.000	2.193
DANIDA	MINISTRY OF FINANCE	COMMON PUBLIC EXPENDITURES	1123	Printing Equipment to Kuensel	18.288	0.000	18.288
DANIDA	MINISTRY OF FINANCE	DIR. & FINANCIAL POLICY SERVICES	840	Institutional Strengthening of MoFS and DNP	-0.002	0.000	-0.002
DANIDA	MINISTRY OF FINANCE	NATIONAL PROPERTY SERVICES	1085	Eletric Crematorium for Thinphu	0.561	0.000	0.561
DANIDA	MINISTRY OF FINANCE	REVENUE & CUSTOMS SERVICES	1027	Inst. Strengthening of Revenue & Custom Ph.II	23.625	0.000	23.625
DANIDA	MINISTRY OF HEALTH AND EDUCATION	EDUCATION SERVICES	1089	Environment Sector Programme Support	4.000	0.000	4.000
DANIDA	MINISTRY OF HEALTH AND EDUCATION	EDUCATION SERVICES	1116	Printing of Primary School Text Books	3.527	0.000	3.527
DANIDA	MINISTRY OF HEALTH AND EDUCATION	HEALTH SERVICES	981	Health Sector Support Programme, Phase II	154.088	0.000	154.088
DANIDA	MINISTRY OF PLANNING		1025	Instit. Strength. & Capacity Building of CSC	4.500	0.000	4.500
DANIDA	MINISTRY OF TRADE AND INDUSTRY	DIRECTION & TRADE & INDUSTRY POLICY SERVICES	1089	Environment Sector Programme Support	8.000	0.000	8.000
DANIDA	NATIONAL ASSEMBLY OF BHUTAN		1135	Strngtnng. of the Bhutanese Legislative	13.000	0.000	13.000
DANIDA	NATIONAL ENVIRONMENTAL COMMISSION		1089	Environment Sector Programme Support	13.000	0.000	13.000
DANIDA	ROYAL AUDIT AUTHORITY		1028	Dev. Support to Royal Audit Authority Phasell	15.879	0.000	15.879
DANIDA	ROYAL CIVIL SERVICE COMMISSION		1089	Environment Sector Programme Support	2.500	0.000	2.500
DANIDA	ROYAL INSTITUTE OF MANAGEMENT		1026	Institutional Strengthening of RIM	22.652	0.000	22.652
DANIDA	SPECIAL COMMISSION FOR CULTURAL AFFAIRS	GENERAL ADMIN. & CULTURAL SERVICES	788	Instnll. Strengthening of National Library	0.886	0.000	0.886
DANIDA Total					385.169	0.000	385.169
EEC	MINISTRY OF AGRICULTURE	CROP AND LIVESTOCK SERVICES DIVISION	252	Royal Vety. Diagnosis Lab. Serbithang	6.986	0.000	6.986
EEC	MINISTRY OF AGRICULTURE	RESEARCH, EXTENSION AND IRRIGATION DIVISION	272	Integrated Pest Mgt. Development Project	4.229	0.000	4.229
EEC	MINISTRY OF AGRICULTURE	RESEARCH, EXTENSION AND IRRIGATION DIVISION	974	RNR Extension Support Programme	13.303	0.000	13.303
EEC	MINISTRY OF HEALTH AND EDUCATION	HEALTH SERVICES	348	Medicinal Plants for Traditional Medicine	10.577	0.000	10.577
EEC Total					35.095	0.000	35.095
FAO	DZONGKHAG ADMINISTRATION, BUMTHANG		871	Kitchen Gardening for Better Nutrition	0.043	0.000	0.043
FAO	MINISTRY OF AGRICULTURE	CROP AND LIVESTOCK SERVICES DIVISION	669	Animal Genetics Resources in Asia & Pacific	0.095	0.000	0.095
FAO	MINISTRY OF AGRICULTURE	RESEARCH, EXTENSION AND IRRIGATION DIVISION	857	Forestry Research Support Program	0.139	0.000	0.139
FAO	MINISTRY OF AGRICULTURE	RESEARCH, EXTENSION AND IRRIGATION DIVISION	871	Kitchen Gardening for Better Nutrition	0.147	0.000	0.147
FAO Total					0.424	0.000	0.424
FORD	SPECIAL COMMISSION FOR CULTURAL AFFAIRS	GENERAL ADMIN. & CULTURAL SERVICES	1157	Support Conser. & Other Act. of the Museum	0.929	0.000	0.929
FORD Total					0.929	0.000	0.929
GOI	GOI Program Grants		0		800.000	0.000	800.000
GOI	JUDICIARY		952	Construction of High Court Building	1.000	0.000	1.000
GOI	MINISTRY OF AGRICULTURE	RESEARCH, EXTENSION AND IRRIGATION DIVISION	951	Integrated Area Dev. Sub-Tropical Zones (FS)	1.000	0.000	1.000
GOI	MINISTRY OF COMMUNICATIONS	CIVIL AVIATION SERVICES	249	Paro Airport Development	0.000	9.323	9.323
GOI	MINISTRY OF COMMUNICATIONS	CIVIL AVIATION SERVICES	477	Paro Airport River Training Works	4.518	0.000	4.518
GOI	MINISTRY OF COMMUNICATIONS	ROADS SERVICES	248	Deothang - Bhangtar Road Project	0.000	2.820	2.820
GOI	MINISTRY OF COMMUNICATIONS	ROADS SERVICES	372	Construction of Sibsoo Tendu Road	0.000	0.264	0.264
GOI	MINISTRY OF COMMUNICATIONS	ROADS SERVICES	531	Construction of Bridges	0.000	20.508	20.508
GOI	MINISTRY OF COMMUNICATIONS	ROADS SERVICES	943	Construction of Permanent Bridge at Bhurkhola	10.000	0.000	10.000
GOI	MINISTRY OF COMMUNICATIONS	TELECOMMUNICATIONS & CIVIL WIRELESS SERVICES	212	Hydrometeorological Services for GOI	6.311	0.000	6.311
GOI	MINISTRY OF COMMUNICATIONS	WORKS & HOUSING SERVICES	532	Urban Development	10.000	0.000	10.000
GOI	MINISTRY OF FINANCE	COMMON PUBLIC EXPENDITURES	247	Dungsum Cement Project	17.700	0.000	17.700

INTERNATIONAL ASSISTANCES (GRANTS) RECEIVED DURING THE FISCAL YEAR 1998-1999: BY DONOR							
DONOR	AUNAME	PRNAME	FICODE	PNAME	CASH	KIND	TOTAL
GOI	MINISTRY OF FINANCE	COMMON PUBLIC EXPENDITURES	339	Kurichhu Hydro-Power Project(Grant Component)	474.000	0.000	474.000
GOI	MINISTRY OF HEALTH AND EDUCATION	EDUCATION SERVICES	318	Constrn. of Quarters etc. at Sherubtse College	3.337	0.000	3.337
GOI	MINISTRY OF HEALTH AND EDUCATION	EDUCATION SERVICES	346	Lecturers for Sherubtse College	3.051	0.000	3.051
GOI	MINISTRY OF HEALTH AND EDUCATION	EDUCATION SERVICES	935	Rehabilitation of Educational Infrastructure	42.067	0.000	42.067
GOI	MINISTRY OF HEALTH AND EDUCATION	EDUCATION SERVICES	948	Renv. & Enhancement of Facilities at NIE	4.834	0.000	4.834
GOI	MINISTRY OF HEALTH AND EDUCATION	HEALTH SERVICES	441	Constrn. of Regnl. Refrrl. Hosptl., Mongar	90.000	0.000	90.000
GOI	MINISTRY OF HEALTH AND EDUCATION	HEALTH SERVICES	447	Constrn. of District Hospital, T/Yangtse	22.150	0.000	22.150
GOI	MINISTRY OF HEALTH AND EDUCATION	HEALTH SERVICES	448	Expansion of JDWNR Hospital, Thimphu	30.000	0.000	30.000
GOI	MINISTRY OF HEALTH AND EDUCATION	HEALTH SERVICES	489	Construction of District Hospital, Lhuntse	22.150	0.000	22.150
GOI	MINISTRY OF HEALTH AND EDUCATION	HEALTH SERVICES	953	Malaria Control Programme	4.000	0.000	4.000
GOI	MINISTRY OF HOME AFFAIRS	FIRE FIGHTING SERVICES	934	Fire Fighting Eqpts. & Facilities for Dzongs	10.000	0.000	10.000
GOI	MINISTRY OF HOME AFFAIRS	FIRE FIGHTING SERVICES	936	Fire Fighting Equipment for POL Depot	2.250	0.000	2.250
GOI	MINISTRY OF HOME AFFAIRS	SURVEY AND LAND RECORD SERVICES	345	Technical Assistance to Survey Project	14.000	0.000	14.000
GOI	MINISTRY OF HOME AFFAIRS	SURVEY AND LAND RECORD SERVICES	473	Constrn. of Building for Survey Division	1.000	0.000	1.000
GOI	MINISTRY OF TRADE AND INDUSTRY	GEOLOGY AND MINES DIVISION	222	DGM HQ & Laboratory Construction & Equipment	1.537	0.000	1.537
GOI	MINISTRY OF TRADE AND INDUSTRY	INDUSTRIES DIVISION	209	Development of Gidakom Industrial Estate	1.380	0.000	1.380
GOI	MINISTRY OF TRADE AND INDUSTRY	POWER DIVISION	236	Rural Electrification Project	7.000	0.000	7.000
GOI	MINISTRY OF TRADE AND INDUSTRY	POWER DIVISION	432	Recmmssng. of Mini-Hydel, Wangdiphodang	2.000	0.000	2.000
GOI	MINISTRY OF TRADE AND INDUSTRY	POWER DIVISION	433	Recmmssng. of Mini-Hydel, Chhenary	20.240	0.000	20.240
GOI	MINISTRY OF TRADE AND INDUSTRY	POWER DIVISION	434	Recmmssng. of Mini-Hydel, Lhuntse	8.980	0.000	8.980
GOI	MINISTRY OF TRADE AND INDUSTRY	POWER DIVISION	436	Recmmssng. of Mini-Hydels, Others	29.150	0.000	29.150
GOI	MINISTRY OF TRADE AND INDUSTRY	POWER DIVISION	440	Power Transmission (Eastern Grid)	81.920	0.000	81.920
GOI	MINISTRY OF TRADE AND INDUSTRY	POWER DIVISION	546	DPR for Sunkosh Multi-Purpose Project	0.000	3.121	3.121
GOI	MINISTRY OF TRADE AND INDUSTRY	POWER DIVISION	937	Small Hydroelectric Project, Lhuntse	4.000	0.000	4.000
GOI	MINISTRY OF TRADE AND INDUSTRY	POWER DIVISION	940	Improvement & Upgrdtn. of Transmission Grid	10.000	0.000	10.000
GOI	MINISTRY OF TRADE AND INDUSTRY	POWER DIVISION	941	Rural Electrification	10.000	0.000	10.000
GOI	MINISTRY OF TRADE AND INDUSTRY	POWER DIVISION	1100	STD for Thimphu and Paro (Phase II)	70.000	0.000	70.000
GOI	PUNAKHA DZONG RENOVATION PROJECT		276	Renovation of Punakha Dzong	64.000	0.000	64.000
GOI	ROYAL CIVIL SERVICE COMMISSION		206	Scholarship for Higher Studies	8.903	0.000	8.903
GOI Total					1892.478	36.036	1928.514
GTZ	MINISTRY OF AGRICULTURE	RESEARCH, EXTENSION AND IRRIGATION DIVISION	1004	BG Sustainable RNR Development Project	2.343	0.000	2.343
GTZ	SPECIAL COMMISSION FOR CULTURAL AFFAIRS	GENERAL ADMIN. & CULTURAL SERVICES	1081	Renov. of BHT's Endangered Cultural Heritage	0.949	0.000	0.949
GTZ	SPECIAL COMMISSION FOR CULTURAL AFFAIRS	GENERAL ADMIN. & CULTURAL SERVICES	1120	Supply of Equipment for RAPA	0.513	0.000	0.513
GTZ Total					3.805	0.000	3.805
HELVETAS	DZONGKHAG ADMINISTRATION, BUMTHANG		185	Health Programme, Bumthang, Phase III	0.000	-0.091	-0.091
HELVETAS	DZONGKHAG ADMINISTRATION, BUMTHANG		835	RNR Ext. Prog. for Bumthang & Tongsa, Phase I	0.000	14.231	14.231
HELVETAS	MINISTRY OF AGRICULTURE	CROP AND LIVESTOCK SERVICES DIVISION	647	National Livestock & Fodder Dev. Prog. Ph. IV	0.000	12.344	12.344
HELVETAS	MINISTRY OF AGRICULTURE	DIRECTION & AGRICULTURE POLICY SERVICES	662	Natural Resource Training Institute-Phase II	0.000	29.874	29.874
HELVETAS	MINISTRY OF AGRICULTURE	DIRECTION & AGRICULTURE POLICY SERVICES	663	NRTI-Construction (Phase II)	0.000	0.741	0.741
HELVETAS	MINISTRY OF AGRICULTURE	FORESTRY SERVICES DIVISION	623	Integrated Forestry Dev. Program PH. III	0.000	28.386	28.386
HELVETAS	MINISTRY OF AGRICULTURE	RESEARCH, EXTENSION AND IRRIGATION DIVISION	183	Bee Keeping	0.000	3.928	3.928
HELVETAS	MINISTRY OF AGRICULTURE	RESEARCH, EXTENSION AND IRRIGATION DIVISION	835	RNR Ext. Prog. for Bumthang & Tongsa, Phase I	0.496	0.000	0.496
HELVETAS	MINISTRY OF AGRICULTURE	RESEARCH, EXTENSION AND IRRIGATION DIVISION	1095	Research Centre Phase I	1.445	48.303	49.748
HELVETAS	MINISTRY OF AGRICULTURE	RESEARCH, EXTENSION AND IRRIGATION DIVISION	1125	Natural Resources Training Institute	1.000	0.000	1.000
HELVETAS	MINISTRY OF COMMUNICATIONS	ROADS SERVICES	1096	Puna Tsang Chhu Bridge Phase I (planning)	0.000	4.423	4.423
HELVETAS	MINISTRY OF TRADE AND INDUSTRY	INDUSTRIES DIVISION	930	Skills Development Program	1.350	0.820	2.170
HELVETAS Total					4.291	142.958	147.250
ICIMOD	MINISTRY OF AGRICULTURE	RESEARCH, EXTENSION AND IRRIGATION DIVISION	1108	RNR Library & PPD Documentation	0.169	0.000	0.169

INTERNATIONAL ASSISTANCES (GRANTS) RECEIVED DURING THE FISCAL YEAR 1998-1999: BY DONOR

DONOR	AUNAME	PRNAME	FICODE	PNAME	CASH	KIND	TOTAL
ICIMOD Total					0.169	0.000	0.169
JAPAN	MINISTRY OF COMMUNICATIONS	TELECOMMUNICATIONS & CIVIL WIRELESS SERVICES	837	Telecom Dev. in the Western Region	0.000	5.285	5.285
JAPAN	SPECIAL COMMISSION FOR CULTURAL AFFAIRS	GENERAL ADMIN. & CULTURAL SERVICES	1083	Inventory of Cultural Property (Monboshu)	0.518	0.000	0.518
JAPAN Total					0.518	5.285	5.803
NET PSF	MINISTRY OF AGRICULTURE	DIRECTION & AGRICULTURE POLICY SERVICES	1107	Survey & Inventory for ABC Project	0.987	0.000	0.987
NET PSF Total					0.987	0.000	0.987
NET SDA	MINISTRY OF FINANCE	NATIONAL BUDGET & FINANCE SERVICES	1176	Type Three Projects	4.295	0.000	4.295
NET SDA Total					4.295	0.000	4.295
NETHERLN	MINISTRY OF AGRICULTURE	FORESTRY SERVICES DIVISION	681	Black Mountain Biodiversity Conservation	12.870	0.000	12.870
NETHERLN	MINISTRY OF AGRICULTURE	FORESTRY SERVICES DIVISION	737	The Forestry Act 1995, Printing & Distributing	-0.202	0.000	-0.202
NETHERLN	MINISTRY OF AGRICULTURE	RESEARCH, EXTENSION AND IRRIGATION DIVISION	785	Strble. Soil Fertility & Plant Nutrients Mngt.	27.721	0.000	27.721
NETHERLN	MINISTRY OF FINANCE	NATIONAL BUDGET & FINANCE SERVICES	789	Support to SDS (Planning Commission)	1.009	0.000	1.009
NETHERLN	MINISTRY OF HEALTH AND EDUCATION	EDUCATION SERVICES	618	Expansion of Educational Facilities	0.000	0.000	0.000
NETHERLN	MINISTRY OF HEALTH AND EDUCATION	EDUCATION SERVICES	619	Construction of Multi-purpose Hall, Shercol.	1.352	0.000	1.352
NETHERLN	MINISTRY OF PLANNING		789	Support to SDS (Planning Commission)	2.263	0.000	2.263
NETHERLN	MINISTRY OF TRADE AND INDUSTRY	POWER DIVISION	787	Hydro Power Project (SDA)	5.709	0.000	5.709
NETHERLN	MINISTRY OF TRADE AND INDUSTRY	POWER DIVISION	993	Feasibility Study of Micro Hydrl, Gathana	0.000	0.000	0.000
NETHERLN	ROYAL CIVIL SERVICE COMMISSION		621	Human Resource Development	2.690	0.000	2.690
NETHERLN	SPECIAL COMMISSION FOR CULTURAL AFFAIRS	GENERAL ADMIN. & CULTURAL SERVICES	615	School of Fine Arts	1.428	0.000	1.428
NETHERLN Total					54.840	0.000	54.840
SCF/USA	DZONGKHAG ADMINISTRATION, ZHEMGANG		509	Intgrtd. Sustnbl. Dvlpmnt. Program, Z/Gang	0.000	3.631	3.631
SCF/USA Total					0.000	3.631	3.631
SDC	MINISTRY OF AGRICULTURE	FORESTRY SERVICES DIVISION	375	Third Forestry Development Project	0.826	23.732	24.558
SDC	MINISTRY OF COMMUNICATIONS	WORKS & HOUSING SERVICES	834	Suspension Bridge Program - Phase IV	1.000	5.445	6.445
SDC	MINISTRY OF COMMUNICATIONS	WORKS & HOUSING SERVICES	1138	Suspension Bridge Programme Ph. IV & Part II	3.900	0.000	3.900
SDC	MINISTRY OF HEALTH AND EDUCATION	EDUCATION SERVICES	521	Construction of TTC, Paro, Phase III	0.000	115.662	115.662
SDC	MINISTRY OF HEALTH AND EDUCATION	EDUCATION SERVICES	1084	Secondary Education Project	22.323	12.166	34.490
SDC	ROYAL AUDIT AUTHORITY		832	HRD & Institutional Strengthening of RAA	0.000	15.530	15.530
SDC Total					28.049	172.535	200.584
SNV	DZONGKHAG ADMINISTRATION, ZHEMGANG		277	ISDP, Zhemgang	14.430	10.182	24.612
SNV	MINISTRY OF AGRICULTURE	FORESTRY SERVICES DIVISION	277	ISDP, Zhemgang	1.169	0.000	1.169
SNV	MINISTRY OF AGRICULTURE	RESEARCH, EXTENSION AND IRRIGATION DIVISION	976	Irrigation Survey Project	0.490	0.000	0.490
SNV	MINISTRY OF AGRICULTURE	RESEARCH, EXTENSION AND IRRIGATION DIVISION	977	Water Management Research Project	0.289	0.000	0.289
SNV	MINISTRY OF FINANCE	COMMON PUBLIC EXPENDITURES	978	Strng. Rural Micro Credit & Delivery System	0.360	0.000	0.360
SNV	MINISTRY OF HEALTH AND EDUCATION	EDUCATION SERVICES	1101	Proc. of furniture & equipt. for Sherubtse Col.	1.067	0.000	1.067
SNV	MINISTRY OF PLANNING		866	Training Program for Planning Officers	-0.093	0.000	-0.093
SNV	ROYAL INSTITUTE OF MANAGEMENT		995	Decentralisation Support Programme, RIM	0.779	0.000	0.779
SNV Total					18.490	10.182	28.672
TRF-MOF	SPECIAL COMMISSION FOR CULTURAL AFFAIRS	GENERAL ADMIN. & CULTURAL SERVICES	7	Takstang Reconstruction Project	0.500	0.000	0.500
TRF-MOF Total					0.500	0.000	0.500
UNCDF	DZONGKHAG ADMINISTRATION, LHUENTSE		139	Rehab./Upgrading of Primary Schools, E. Bhutan	1.780	0.000	1.780
UNCDF	DZONGKHAG ADMINISTRATION, MONGAR		139	Rehab./Upgrading of Primary Schools, E. Bhutan	1.198	0.000	1.198
UNCDF	DZONGKHAG ADMINISTRATION, PEMAGATSHEL		139	Rehab./Upgrading of Primary Schools, E. Bhutan	1.000	0.000	1.000
UNCDF	DZONGKHAG ADMINISTRATION, SAMDRUP JONGKHAR		139	Rehab./Upgrading of Primary Schools, E. Bhutan	1.909	0.000	1.909
UNCDF	DZONGKHAG ADMINISTRATION, TRASHI YANGTSE		139	Rehab./Upgrading of Primary Schools, E. Bhutan	1.320	0.000	1.320
UNCDF	MINISTRY OF COMMUNICATIONS	ROADS SERVICES	279	Eastern Feeder Roads	1.364	0.000	1.364
UNCDF	MINISTRY OF COMMUNICATIONS	WORKS & HOUSING SERVICES	137	Suspension Bridges - Phase III	0.017	0.000	0.017
UNCDF	MINISTRY OF FINANCE	COMMON PUBLIC EXPENDITURES	1172	Strength. Capacities for Sust. Micro-Finance	12.744	0.000	12.744

INTERNATIONAL ASSISTANCES (GRANTS) RECEIVED DURING THE FISCAL YEAR 1998-1999: BY DONOR

DONOR	AUNAME	PRNAME	FICODE	PNAME	CASH	KIND	TOTAL
UNCDF	MINISTRY OF HEALTH AND EDUCATION	DIRECTION & POLICY PROGRAM	139	Rehab./Upgrading of Primary Schools,E.Bhutan	16.104	0.000	16.104
UNCDF Total					37.436	0.000	37.436
UNDP	JUDICIARY		1117	Strengthening the Bhutanese Legal Frame Work	2.604	0.000	2.604
UNDP	MINISTRY OF AGRICULTURE	FORESTRY SERVICES DIVISION	888	National Biodiversity Conv. Survey Action Pl.	-0.032	0.000	-0.032
UNDP	MINISTRY OF AGRICULTURE	FORESTRY SERVICES DIVISION	1001	Integrated Management of JDNP	7.534	0.000	7.534
UNDP	MINISTRY OF AGRICULTURE	RESEARCH, EXTENSION AND IRRIGATION DIVISION	386	First Eastern Zone Agriculture Project (UNDP)	0.415	0.000	0.415
UNDP	MINISTRY OF AGRICULTURE	RESEARCH, EXTENSION AND IRRIGATION DIVISION	997	Integrated Horticulture Development Programme	28.565	0.000	28.565
UNDP	MINISTRY OF COMMUNICATIONS	ROADS SERVICES	1102	Strtnng. Engineering Capacities in PWD	3.198	0.000	3.198
UNDP	MINISTRY OF COMMUNICATIONS	TELECOMMUNICATIONS & CIVIL WIRELESS SERVICES	897	HRD for Telecommunications	0.887	0.000	0.887
UNDP	MINISTRY OF COMMUNICATIONS	TELECOMMUNICATIONS & CIVIL WIRELESS SERVICES	1167	DrukNet Internet Initiative	0.000	2.697	2.697
UNDP	MINISTRY OF COMMUNICATIONS	WORKS & HOUSING SERVICES	1102	Strtnng. Engineering Capacities in PWD	4.701	0.000	4.701
UNDP	MINISTRY OF FINANCE	COMMON PUBLIC EXPENDITURES	1007	Small Grants Programme	0.888	0.000	0.888
UNDP	MINISTRY OF FINANCE	COMMON PUBLIC EXPENDITURES	1111	Partners in Development Programme	1.099	0.000	1.099
UNDP	MINISTRY OF FINANCE	NATIONAL BUDGET & FINANCE SERVICES	889	National Execution of Projects - Phase III	1.893	0.000	1.893
UNDP	MINISTRY OF HEALTH AND EDUCATION	DIRECTION & POLICY PROGRAM	391	TA to UNCDF Investment Projects	1.955	0.000	1.955
UNDP	MINISTRY OF HEALTH AND EDUCATION	EDUCATION SERVICES	350	Technical & Vocational Education Phase II	3.240	0.000	3.240
UNDP	MINISTRY OF HEALTH AND EDUCATION	HEALTH SERVICES	853	World Population Day	0.260	0.000	0.260
UNDP	MINISTRY OF HOME AFFAIRS	DIRECTION & INTERNAL POLICY SERVICES	1082	Str. of Cap. for Dev. Mgt. & Decentralization	7.629	0.000	7.629
UNDP	MINISTRY OF PLANNING		1082	Str. of Cap. for Dev. Mgt. & Decentralization	4.726	0.000	4.726
UNDP	MINISTRY OF TRADE AND INDUSTRY	INDUSTRIES DIVISION	435	Cottg. Small & Medm. Scl. Indstrs. Devlpmnt.	-0.397	0.000	-0.397
UNDP	MINISTRY OF TRADE AND INDUSTRY	INDUSTRIES DIVISION	997	Integrated Horticulture Development Programme	2.484	0.000	2.484
UNDP	MINISTRY OF TRADE AND INDUSTRY	INDUSTRIES DIVISION	1062	Private Sector Development Project	5.609	0.000	5.609
UNDP	MINISTRY OF TRADE AND INDUSTRY	INDUSTRIES DIVISION	1063	Cottage, Small & Medium Scale Industry	6.000	0.000	6.000
UNDP	NATIONAL ENVIRONMENTAL COMMISSION		823	Strengthening Environmental Mngt. & Education	3.548	0.000	3.548
UNDP	NATIONAL ENVIRONMENTAL COMMISSION		862	Bhutan National Green House Project	1.754	0.000	1.754
UNDP	ROYAL CIVIL SERVICE COMMISSION		219	Human Resource Dev. and Training Services	4.374	0.000	4.374
UNDP	ROYAL CIVIL SERVICE COMMISSION		692	HRD for Sustainable Human Development	1.015	0.000	1.015
UNDP	ROYAL CIVIL SERVICE COMMISSION		958	HRMD	25.426	0.000	25.426
UNDP Total					119.375	2.697	122.072
UNESCO	MINISTRY OF HEALTH AND EDUCATION	DIRECTION & POLICY PROGRAM	1115	UNESCO Miscellenous	1.831	0.000	1.831
UNESCO	MINISTRY OF HEALTH AND EDUCATION	DIRECTION & POLICY PROGRAM	1159	Community Learning Centre (NFE)	0.507	0.000	0.507
UNESCO	MINISTRY OF HEALTH AND EDUCATION	EDUCATION SERVICES	667	Festival of Asian Children's Art	0.410	0.000	0.410
UNESCO	MINISTRY OF HEALTH AND EDUCATION	EDUCATION SERVICES	854	Promotion of Literacy among Youth & Adults	0.594	0.000	0.594
UNESCO	MINISTRY OF HEALTH AND EDUCATION	EDUCATION SERVICES	1010	National Children's Book Development	0.127	0.000	0.127
UNESCO	MINISTRY OF HEALTH AND EDUCATION	EDUCATION SERVICES	1156	Promotion of Traditional music in the H.E.I.	0.640	0.000	0.640
UNESCO	MINISTRY OF HEALTH AND EDUCATION	EDUCATION SERVICES	1158	Non-Formal Education Services	0.218	0.000	0.218
UNESCO	SPECIAL COMMISSION FOR CULTURAL AFFAIRS	GENERAL ADMIN. & CULTURAL SERVICES	1147	Recording of Oral Traditions	0.639	0.000	0.639
UNESCO	SPECIAL COMMISSION FOR CULTURAL AFFAIRS	GENERAL ADMIN. & CULTURAL SERVICES	1148	Establishment of Library on Arts & Crafts	0.639	0.000	0.639
UNESCO Total					5.606	0.000	5.606
UNFPA	MINISTRY OF HEALTH AND EDUCATION	EDUCATION SERVICES	1079	Population Education	1.022	0.000	1.022
UNFPA	MINISTRY OF HEALTH AND EDUCATION	EDUCATION SERVICES	1113	Support to Sherubtse Degree College	0.175	0.000	0.175
UNFPA	MINISTRY OF HEALTH AND EDUCATION	HEALTH SERVICES	1077	Support to Population Advocacy	2.083	0.000	2.083
UNFPA	MINISTRY OF HEALTH AND EDUCATION	HEALTH SERVICES	1078	Support for Reproductive Health Services	8.126	0.000	8.126
UNFPA	MINISTRY OF HEALTH AND EDUCATION	HEALTH SERVICES	1114	Essential Reproductive Health Supplies	14.028	0.000	14.028
UNFPA	MINISTRY OF HOME AFFAIRS	DIRECTION & INTERNAL POLICY SERVICES	1112	Support to Population & Development Planning	0.125	0.000	0.125
UNFPA Total					25.559	0.000	25.559
UNICEF	COUNCIL FOR ECCLESIASTICAL AFFAIRS	MONASTIC ADMN. & MANAGEMENT SERVICES	243	Intgrtd. Commnty. Water Supply & Sanitation	-0.005	0.000	-0.005
UNICEF	COUNCIL FOR ECCLESIASTICAL AFFAIRS	MONASTIC ADMN. & MANAGEMENT SERVICES	913	Rural Community Water Supply	-0.004	0.000	-0.004

INTERNATIONAL ASSISTANCES (GRANTS) RECEIVED DURING THE FISCAL YEAR 1998-1999: BY DONOR

DONOR	AUNAME	PRNAME	FICODE	PNAME	CASH	KIND	TOTAL
UNICEF	COUNCIL FOR ECCLESIASTICAL AFFAIRS	MONASTIC ADMN. & MANAGEMENT SERVICES	917	Advocacy and Social Mobilisation	-0.001	0.000	-0.001
UNICEF	COUNCIL FOR ECCLESIASTICAL AFFAIRS	MONASTIC ADMN. & MANAGEMENT SERVICES	918	Religion and Health	0.792	0.000	0.792
UNICEF	DZONGKHAG ADMINISTRATION, BUMTHANG		912	Environmental Sanitation	0.017	0.000	0.017
UNICEF	DZONGKHAG ADMINISTRATION, BUMTHANG		913	Rural Community Water Supply	0.101	0.000	0.101
UNICEF	DZONGKHAG ADMINISTRATION, BUMTHANG		918	Religion and Health	0.136	0.000	0.136
UNICEF	DZONGKHAG ADMINISTRATION, CHHUKHA		912	Environmental Sanitation	0.060	0.000	0.060
UNICEF	DZONGKHAG ADMINISTRATION, GASA		913	Rural Community Water Supply	0.029	0.000	0.029
UNICEF	DZONGKHAG ADMINISTRATION, HA		912	Environmental Sanitation	0.030	0.000	0.030
UNICEF	DZONGKHAG ADMINISTRATION, HA		913	Rural Community Water Supply	0.033	0.000	0.033
UNICEF	DZONGKHAG ADMINISTRATION, LHUENTSE		912	Environmental Sanitation	0.042	0.000	0.042
UNICEF	DZONGKHAG ADMINISTRATION, LHUENTSE		913	Rural Community Water Supply	0.161	0.000	0.161
UNICEF	DZONGKHAG ADMINISTRATION, MONGAR		912	Environmental Sanitation	0.037	0.000	0.037
UNICEF	DZONGKHAG ADMINISTRATION, PARO		912	Environmental Sanitation	0.074	0.000	0.074
UNICEF	DZONGKHAG ADMINISTRATION, PEMAGATSHEL		912	Environmental Sanitation	0.092	0.000	0.092
UNICEF	DZONGKHAG ADMINISTRATION, PEMAGATSHEL		913	Rural Community Water Supply	0.033	0.000	0.033
UNICEF	DZONGKHAG ADMINISTRATION, PUNAKHA		912	Environmental Sanitation	0.081	0.000	0.081
UNICEF	DZONGKHAG ADMINISTRATION, PUNAKHA		913	Rural Community Water Supply	0.143	0.000	0.143
UNICEF	DZONGKHAG ADMINISTRATION, SAMDRUP JONGKHAR		912	Environmental Sanitation	-0.036	0.000	-0.036
UNICEF	DZONGKHAG ADMINISTRATION, SAMDRUP JONGKHAR		913	Rural Community Water Supply	0.012	0.000	0.012
UNICEF	DZONGKHAG ADMINISTRATION, SAMTSE		912	Environmental Sanitation	-0.032	0.000	-0.032
UNICEF	DZONGKHAG ADMINISTRATION, SARPANG		913	Rural Community Water Supply	-0.031	0.000	-0.031
UNICEF	DZONGKHAG ADMINISTRATION, THIMPHU		912	Environmental Sanitation	0.064	0.000	0.064
UNICEF	DZONGKHAG ADMINISTRATION, THIMPHU		913	Rural Community Water Supply	0.056	0.000	0.056
UNICEF	DZONGKHAG ADMINISTRATION, TRASHI YANGTSE		912	Environmental Sanitation	0.078	0.000	0.078
UNICEF	DZONGKHAG ADMINISTRATION, TRASHI YANGTSE		913	Rural Community Water Supply	0.024	0.000	0.024
UNICEF	DZONGKHAG ADMINISTRATION, TRASHIGANG		912	Environmental Sanitation	0.183	0.000	0.183
UNICEF	DZONGKHAG ADMINISTRATION, TRONGSA		297	Water & Sanitn. for Rural P.Schls.,BHU & MS	0.000	0.000	0.000
UNICEF	DZONGKHAG ADMINISTRATION, TRONGSA		912	Environmental Sanitation	0.016	0.000	0.016
UNICEF	DZONGKHAG ADMINISTRATION, TRONGSA		913	Rural Community Water Supply	0.066	0.000	0.066
UNICEF	DZONGKHAG ADMINISTRATION, WANGDUE PHODRANG		912	Environmental Sanitation	0.101	0.000	0.101
UNICEF	DZONGKHAG ADMINISTRATION, WANGDUE PHODRANG		913	Rural Community Water Supply	-0.028	0.000	-0.028
UNICEF	DZONGKHAG ADMINISTRATION, ZHEMGANG		912	Environmental Sanitation	0.027	0.000	0.027
UNICEF	MINISTRY OF FINANCE	COMMON PUBLIC EXPENDITURES	915	Non-Formal Education	0.323	0.000	0.323
UNICEF	MINISTRY OF HEALTH AND EDUCATION	EDUCATION SERVICES	912	Environmental Sanitation	0.542	0.000	0.542
UNICEF	MINISTRY OF HEALTH AND EDUCATION	EDUCATION SERVICES	914	Primary Education	5.046	0.000	5.046
UNICEF	MINISTRY OF HEALTH AND EDUCATION	EDUCATION SERVICES	916	Special Education	0.187	0.000	0.187
UNICEF	MINISTRY OF HEALTH AND EDUCATION	EDUCATION SERVICES	917	Advocacy and Social Mobilisation	0.125	0.000	0.125
UNICEF	MINISTRY OF HEALTH AND EDUCATION	HEALTH SERVICES	909	Maternal and Child Health	5.523	0.000	5.523
UNICEF	MINISTRY OF HEALTH AND EDUCATION	HEALTH SERVICES	910	Nutrition and Child Care	2.887	0.000	2.887
UNICEF	MINISTRY OF HEALTH AND EDUCATION	HEALTH SERVICES	911	Human Resource Development	3.795	0.000	3.795
UNICEF	MINISTRY OF HEALTH AND EDUCATION	HEALTH SERVICES	912	Environmental Sanitation	0.416	0.000	0.416
UNICEF	MINISTRY OF HEALTH AND EDUCATION	HEALTH SERVICES	913	Rural Community Water Supply	0.265	0.000	0.265
UNICEF	MINISTRY OF HEALTH AND EDUCATION	HEALTH SERVICES	914	Primary Education	1.431	0.000	1.431
UNICEF	MINISTRY OF HEALTH AND EDUCATION	HEALTH SERVICES	1070	Planning and Monitoring	0.050	0.000	0.050
UNICEF	ROYAL INSTITUTE OF MANAGEMENT		1119	Workshop on Decentralization Process	0.444	0.000	0.444
UNICEF Total					23.384	0.000	23.384

INTERNATIONAL ASSISTANCES (GRANTS) RECEIVED DURING THE FISCAL YEAR 1998-1999: BY DONOR

DONOR	AUNAME	PRNAME	FICODE	PNAME	CASH	KIND	TOTAL
W/BANK	MINISTRY OF COMMUNICATIONS	WORKS & HOUSING SERVICES	1126	Urban Development Project	3.388	0.000	3.388
W/BANK	MINISTRY OF HEALTH AND EDUCATION	EDUCATION SERVICES	215	Primary Education Project (Grant Component)	0.215	0.000	0.215
W/BANK	MINISTRY OF HEALTH AND EDUCATION	EDUCATION SERVICES	898	PPTA for Primary & Secondary Edn. Project	2.390	0.000	2.390
W/BANK	MINISTRY OF HEALTH AND EDUCATION	EDUCATION SERVICES	1061	Supplemental - Primary Secondary Education	3.242	0.000	3.242
W/BANK Total					9.236	0.000	9.236
WFP	MINISTRY OF COMMUNICATIONS	ROADS SERVICES	1092	Construction of Rehabilitation of Roads	2.110	0.000	2.110
WFP	MINISTRY OF FINANCE	COMMON PUBLIC EXPENDITURES	387	Road Constr. Maintnnc. & Stabltn. Ph II	1.893	0.000	1.893
WFP	MINISTRY OF FINANCE	COMMON PUBLIC EXPENDITURES	688	Pry & Post Pry Students & Hospital Patients	2.775	0.000	2.775
WFP	MINISTRY OF HEALTH AND EDUCATION	EDUCATION SERVICES	688	Pry & Post Pry Students & Hospital Patients	0.434	0.000	0.434
WFP Total					7.211	0.000	7.211
WHO	MINISTRY OF HEALTH AND EDUCATION	HEALTH SERVICES	803	Prevention and Control of STD/AIDS	0.301	0.000	0.301
WHO	MINISTRY OF HEALTH AND EDUCATION	HEALTH SERVICES	984	Research Policy & Strategy Coordination	0.326	0.000	0.326
WHO	MINISTRY OF HEALTH AND EDUCATION	HEALTH SERVICES	1031	Strengthening Country Health Information	0.635	0.000	0.635
WHO	MINISTRY OF HEALTH AND EDUCATION	HEALTH SERVICES	1032	Development of District Health Systems	1.093	0.000	1.093
WHO	MINISTRY OF HEALTH AND EDUCATION	HEALTH SERVICES	1033	Development of Human Resources for Health	1.533	0.000	1.533
WHO	MINISTRY OF HEALTH AND EDUCATION	HEALTH SERVICES	1034	National Essential Drugs Programme	1.942	0.000	1.942
WHO	MINISTRY OF HEALTH AND EDUCATION	HEALTH SERVICES	1035	Quality Assurance in Health Care	0.042	0.000	0.042
WHO	MINISTRY OF HEALTH AND EDUCATION	HEALTH SERVICES	1038	Community-Based Mental Health Programme	1.336	0.000	1.336
WHO	MINISTRY OF HEALTH AND EDUCATION	HEALTH SERVICES	1039	Health Promotion Programme	0.941	0.000	0.941
WHO	MINISTRY OF HEALTH AND EDUCATION	HEALTH SERVICES	1040	Community-Based Rehabilitation	0.591	0.000	0.591
WHO	MINISTRY OF HEALTH AND EDUCATION	HEALTH SERVICES	1041	National Nutrition Programme	0.160	0.000	0.160
WHO	MINISTRY OF HEALTH AND EDUCATION	HEALTH SERVICES	1042	Streng. National Water Supply & Sanitation	2.357	0.000	2.357
WHO	MINISTRY OF HEALTH AND EDUCATION	HEALTH SERVICES	1043	Eradication of Polio & Elimination of Leprosy	0.116	0.000	0.116
WHO	MINISTRY OF HEALTH AND EDUCATION	HEALTH SERVICES	1044	Integrated Management of Sick Child	0.396	0.000	0.396
WHO	MINISTRY OF HEALTH AND EDUCATION	HEALTH SERVICES	1045	Prevention & Control of Tuberculosis	1.330	0.000	1.330
WHO	MINISTRY OF HEALTH AND EDUCATION	HEALTH SERVICES	1046	Prevention & Control of Communicable Diseases	0.210	0.000	0.210
WHO	MINISTRY OF HEALTH AND EDUCATION	HEALTH SERVICES	1047	Malaria Control Programme	0.428	0.000	0.428
WHO	MINISTRY OF HEALTH AND EDUCATION	HEALTH SERVICES	1048	Control of Non-Communicable Diseases.	0.086	0.000	0.086
WHO	MINISTRY OF HEALTH AND EDUCATION	HEALTH SERVICES	1105	Research Policy and Strategy Coordination	1.388	0.000	1.388
WHO	MINISTRY OF HEALTH AND EDUCATION	HEALTH SERVICES	1106	Inter-Country Program	0.281	0.000	0.281
WHO	MINISTRY OF HEALTH AND EDUCATION	HEALTH SERVICES	1128	WHO's Assistance to NID Programme	2.099	0.000	2.099
WHO Total					17.591	0.000	17.591
WTO	MINISTRY OF TRADE AND INDUSTRY	TRADE DIVISION	1127	WTO grant for BTDP	0.059	0.000	0.059
WTO Total					0.059	0.000	0.059
WWF	MINISTRY OF AGRICULTURE	FORESTRY SERVICES DIVISION	1005	Wild Life Preservation Project Phase 2	2.852	0.000	2.852
WWF	MINISTRY OF AGRICULTURE	FORESTRY SERVICES DIVISION	1080	Institutional Grant to BFI (Taba)	0.042	0.000	0.042
WWF	ROYAL CIVIL SERVICE COMMISSION		1005	Wild Life Preservation Project Phase 2	1.057	0.000	1.057
WWF Total					3.951	0.000	3.951
Grand Total					2830.682	431.902	3262.585

INTERNATIONAL ASSISTANCE (LOANS) RECEIVED DURING 1998-99 : BY SPENDING AGENCY

SPENDING AGENCY	FI CODE	PROJECT NAME	DONOR AGENCY	AMOUNT		TOTAL
				IN CASH	IN KIND	
MINISTRY OF FINANCE COMMON PUBLIC EXPENDITURES	340	Bhutan Development Finance Corporation	KFAED	16.964	0.000	16.964
	503	Kurichhu Hydro-Power Project (Loan Component)	GOI	316.000	0.000	316.000
	Sub Total			332.964	0.000	332.964
Total for MINISTRY OF FINANCE				332.964	0.000	332.964
MINISTRY OF HEALTH AND EDUCATION EDUCATION SERVICES	108	Technical & Vocational Education & Training	ADB	34.448	0.000	34.448
	1072	Secondary Education Project	W/BANK	28.785	1.339	30.124
	Sub Total			63.233	1.339	64.572
Total for MINISTRY OF HEALTH & EDUCATION				63.233	1.339	64.572
MINISTRY OF AGRICULTURE RESEARCH, EXTENSION AND IRRIGATION DIVISION	115	Eastern Zone Agricultural Project	IFAD	21.047	0.000	21.047
	Sub Total			21.047		21.047
	FORESTRY SERVICES DIVISION	112	Third Forestry Development Project	W/BANK	8.638	0.000
Sub Total				8.638	0.000	8.638
Total for MINISTRY OF AGRICULTURE				29.685	0.000	29.685
MINISTRY OF TRADE AND INDUSTRY POWER DIVISION	680	Power Development (Rural Electrification)	ADB	0.000	17.755	17.755
	684	Basochu Hydro Power Project	Austria	0.000	358.879	
	Sub Total			0.000	376.634	376.634
Total for MINISTRY OF TRADE & INDUSTRY				0.000	376.634	376.634
Grand Total				425.882	377.972	803.855

**RECOVERY OF LOANS FROM CORPORATIONS
DURING 1998-99**

(Nu. in millions)

Sl. No.	PROJECT TITLE	LENDING AGENCY	PRINCIPAL	INTEREST	TOTAL
1	Bhutan Board Products Limited	KFAED	9.054	6.621	15.675
2	Bhutan Calcium & Carbide Limited	IDA	0.000	0.075	0.075
3	Bhutan Calcium & Carbide Limited	KFAED	0.000	0.333	
4	Bhutan Development Finance Corporation	ADB	0.929	5.997	6.926
5	Bhutan Development Finance Corporation	KFAED	22.106	6.009	28.115
6	Chukha Hydro Power Corporation	GOI	87.550	42.672	130.222
7	Penden Cement Authority	DANIDA/RGoB	7.058		7.058
8	Druk Air Corporation	RGoB	2.236		2.236
9	Ministry of Communication	RGoB	0.737		0.737
10	Bhutan Chamber of Commerce & Industry	RGoB	1.000		1.000
11	Reverse entry for D/honoured Cheque by BoB		-2.236		-2.236
	TOTAL RECOVERY		128.434	61.707	190.141

**STATEMENT OF OTHER RECEIPTS, PAYMENTS AND ADJUSTMENTS
DURING 1998-99**

In Ngultrums

SL	PARTICULARS	AMOUNT	REMARKS
A	<u>BUDGET FUND ACCOUNT</u>		
1	Miscellaneous receipts in Budget Fund A/c.: Closing Cash Balances from Agencies WFP Sale Proceeds KR-II Sale Proceeds Other Receipts Less. Bank Charges by BOB Less. Other Payments from Budget Fund *	4,295,875.10 12,288,675.00 6,275,866.29 21,105,246.14 21,779.00 12,298.28	* Transfer of Nu. 400,000,000.00 by debit to Budget Fund for Reserves in Ministry of Finance shown as Disbursement from Common Public Expenditure (C
	TOTAL A		43,931,585.25
B	<u>NON-REVENUE ACCOUNT</u>		
1	Deposits in Non-Revenue Account as per BOB Less. Transfer to Budget Fund Account	293,729,201.00	
	TOTAL B		293,729,201.00
C	<u>AGENCIES' A/cs.</u>		
1	Difference between Recoveries & Remittances: Recoveries Remittances Difference	209,820,739.65 166,605,230.40	Schedule attached
2	Other Receipts & Payments Total Other Receipts per Agencies' A/cs. Less. Other Payments per Agencies' A/cs. Net effect	584,122,703.16 548,018,752.14	Schedule attached
	TOTAL C		79,319,460.27
D	<u>OTHER ADJUSTMENTS.</u>		
1	Adjustments for Opening Cash Balances '98-99 Opening Cash Bal.in Agency A/cs. '97-98 Closing Cash Balances in agencies Adjustment of balances	5,717,076.49 1,037,825.94	4,679,250.55
2	Non-Revenue Releases included in Other Receipts of Agencies' Accounts		-274,491,710.19
3	Dishonoured cheques of 1998-99		4,650,837.69
4	Collection Charges (BOB)		-764.00
5	Errors & Omissions		-42,429,604.45
	TOTAL D		-307,591,990.40
	TOTAL MISCELLANEOUS RECEIPTS		109,388,256.12

DISHONOURED CHEQUES OF 1998-99

SL.No.	ADMINISTRATIVE UNIT	DIVISION	AMOUNT
1	Royal Civil Service Commision	RCSC Secretariat	3,600.00
		HRD - UNDP Project	1,100.00
		HRD - GOI Project	10,571.00
2	National Technical Training Authority	Rigney Institute, Trashhi Yangtse	21,750.00
3	Judiciary	High Court	7,689.00
		Dungkhag Court, Phuntsholing	17,325.95
4	Ministry of Health & Education	MHE Secretariat	96,984.00
		Education	3,600.00
		Health	11,260.00
5	Ministry of Home Affairs	MOHA Sectt.	215,936.00
		Survey & Land Record	122,066.00
		IBSC Project	7,373.00
		Royal Bhutan Police	1,528,872.03
		Fire Fighting	22,530.00
		Jail Services	152,986.75
		Immigration & Census	36,688.00
6	Ministry of Finance	National Property Division	19,536.00
7	Ministry of Agriculture	MOA Sectt.	19,114.00
		Research, Extn. & Irrigation	15,439.00
		Crop & Livestock Services	636,423.00
		Forestry Service	22,736.00
8	Ministry of Trade & Industries	Power (HQ)	71,491.87
		Eastern Grid Transm. G/Phu	74,250.00
9	Ministry of Communications	Telecom	200,000.00
		Roads	442,828.04
10	Dzongkhag Administrations	Ha	104,728.00
		Samtse	4,454.00
		Tsirang	490,403.00
		Punakha	7,149.00
		Trongsa	4,633.05
		Wangdue Phodrang	133,438.00
		Samdrup Jongkhar	143,883.00
TOTAL :			4,650,837.69

REPAYMENT OF LOANS DURING 1998-1999			
			(Nu in millions)
Sl.	PROJECT TITLE	LENDING AGENCY	REMARKS
No.		INTEREST	
A.	<u>EXTERNAL LOANS :</u>		
1	Small Farms Development (50-BHU)	IFAD-I	1.784
2	Tashigang Mongar Development Project (178-BHU)	IFAD	1.401
3	Punakha Wangdi Valley Development Project (223-BHU)	IFAD	1.161
4	First Eastern Zone Agriculture Project (299-BHU)	IFAD	1.346
	Total for IFAD		5.692
5	Chirang Hill Irrigation Project (740-BHU)	ADB	0.438
6	Multi Project - I (637-BHU)	ADB	1.697
7	Multi Project - II (722-BHU)	ADB	4.169
8	East West Highway Maintenance (1265-BHU)	ADB	2.083
9	Road Mechanisation Project (790-BHU)	ADB	2.165
10	Highland Livestock Development Project (808-BHU)	ADB	1.941
11	Bhutan Development Finance Corporation (934-BHU)	ADB	0.954
12	Industrial Estates (900-BHU)	ADB	0.334
13	Financial Sector Development Programme (1565-BHU)	ADB	0.648
14	Development Finance Corporation Loan (1566-BHU)	ADB	0.000
15	Technical & Voc. Edn. Training (1035-BHU)	ADB	0.000
16	Rural Electrification Project (1375-BHU)	ADB	0.000
17	Urban Infrastructure Improvement (1625-BHU)	ADB	0.000
	Total for ADB		14.429
18	Chukha Hydro Power Project	GOI	42.672
	Total for GOI		42.672
19	Druk Air	WESTLB	1.849
	Total for GOI		1.849
19	Paro Airport Navigation Project(297-BHU)	EFIC(Australia)	0.000
	Total for EFIC (Australia)		0.000
20	Bhutan Calcium & Carbide Ltd. (1596-BHU)	IDA	2.479
21	Technical Assistant Project (1416-BHU)	IDA	1.118
22	Forestry - I (1460-BHU)	IDA	1.777
23	Forestry - II (1900-BHU)	IDA	0.275
24	Forestry - III (2533-BHU)	IDA	0.503
25	Primary Education Project (1899-BHU)	IDA	1.416
26	Second Education Project (3044-BHU)	IDA	0.060
	Total for IDA		7.628
27	Tala Particle Board Factory Project (259/311)	KFAED	3.044
28	Bhutan Development Finance Corporation (409)	KFAED	3.790
29	Bhutan Calcium & Carbide Ltd. (289)	KFAED	2.701
	Total for KFAED		9.535
	REPAYMENT OF EXTERNAL LOANS:		81.805
B.	<u>INTERNAL LOANS:</u>		
	REPAYMENT OF INTERNAL LOANS:		0.000
	TOTAL REPAYMENT OF LOANS:		81.805

STATEMENT OF LENDINGS DURING 1998-99

(Nu. in millions)

Sl. No.	IMPLEMENTING AGENCY	LENDINGS		IN CASH	DIRECTLY BY FUNDING AGENCY	TOTAL AMOUNT
		PROJECT SUB-PROJECT	FUNDING AGENCY			
1	Bhutan Development Finance Corporation	-	KFAED	16.964	-	16.964
2	Druk Air Corporation	-	RGoB	40.000	-	40.000
3	Emergency Food Reserves	-	RGoB	1.579	-	1.579
4	Bhutan Chamber of Commerce & Industry	-	RGoB	1.000	-	1.000
5	Individuals	-	RGoB	1.399	-	1.399
TOTAL LENDINGS :				60.942	-	60.942

FOR THE PERIOD JULY TO JUNE
FISCAL YEAR 1998-1999

Nu. in Millions

CODE	OBJECT CLASS	EXPENDITURE	PERCENTAGE
	<i>CURRENT EXPENDITURE</i>		
1.00	Personnel Emoluments	1,029,583,687.09	13.55
2.00	Other Personnel Emoluments	104,992,428.98	1.38
3.00	Medical Benefits	25,893,335.02	0.34
4.00	Special Allowance	24,063,466.14	0.31
11.00	Travel	229,415,462.72	3.02
12.01	Utilities -Telephones	45,701,731.22	0.60
12.02	Utilities -Cables,Tlx,Fax,Wt,Postage,Bnk.Chrg	14,276,857.00	0.18
12.03	Utilities -Electy.(Office, Public Facilities)	13,872,297.45	0.18
12.04	Utilities -Others	15,075,562.43	0.19
13.01	Rental Of Properties -Buildings	32,416,518.50	0.42
13.02	Rental Of Properties -Vehicles	3,596,919.04	0.04
14.01	S & M - Office Supplies, Prtg., Publications	115,106,896.16	1.51
14.02	S & M - Med./Vac., Lab./Diagnostic Consumable	68,415,638.21	0.90
14.03	S & M - Stipends	63,051,247.51	0.83
14.04	S & M - Fertilizers, Manures, Inoculants	804,648.36	0.01
14.05	S & M - Chemicals, Pesticides, Weedicides	4,634,203.10	0.06
14.06	S & M - Seeds, Seedlings	2,641,093.67	0.03
14.07	S & M - Animal Feeds	9,013,238.30	0.11
14.08	S & M - Uniforms, Extn. Kits, Linens	22,010,485.77	0.29
14.09	S & M - Text Bk., Stny.(School,Lib., Monast.)	38,187,183.06	0.50
14.10	S & M - Other Supplies & Consumables	116,456,717.82	1.53
15.01	Maintenance Of Property - Buildings	38,285,129.88	0.50
15.02	Maintenance Of Property - Vehicles	106,239,771.13	1.39
15.03	Maintenance Of Property - Roads	43,683,641.18	0.57
15.04	Maintenance Of Property - Furniture	1,542,996.11	0.02
15.05	Maintenance Of Property - Equipments	45,631,995.84	0.60
15.06	Maintenance Of Property - Plantations	2,329,455.69	0.03
15.07	Maintenance Of Property - Others	10,509,720.62	0.13
15.08	Maintenance of Property - Computers	418,286.43	0.00
17.01	Op. Exp. - Advertising	4,138,974.20	0.05
17.02	Op. Exp. - Conference, Seminar, W'shop	45,256,570.25	0.59
17.03	Op. Exp. - Taxes, Duties, Royal., Hndlng Chrg	2,300,203.43	0.03
17.04	Op. Exp. - Transportation	17,574,297.86	0.23
17.05	Op. Exp. - Energy/Propulsion Charges	183,890.36	0.00
17.06	Op. Exp. - Purchase Of Power	156,550,916.18	2.06
17.07	Op. Exp. - Items for Processing/Manufacturing	99,231.24	0.00
17.08	Op. Exp. - VVIP Visits	13,525,468.21	0.17
17.09	Op. Exp. - Visit Of State Guests	2,864,262.67	0.03
17.10	Op. Exp. - Others	68,250,369.90	0.89
18.00	Hospitality & Entertainment	31,046,143.12	0.40
21.01	Current Grants - Individuals/Non-profit Orgs.	314,540,241.66	4.14
21.02	Current Grants - Armed Forces	1,145,804.53	0.01
21.04	Current Grants - Rural Life Insurance Scheme	4,332,698.41	0.05
22.00	Current Grants - Public Enterprises	58,976,232.05	0.77
24.01	Subscriptions To International Organisations	24,164,753.76	0.31
24.02	Contributions : Other Govts.	2,150,000.00	0.02
24.03	Contributions : Provident Fund	94,421,894.39	1.24
25.00	Retirement Benefits	24,619,806.17	0.32
31.01	Interest Payment - External	81,804,884.79	1.07
31.02	Interest Payment - Internal	2,500,000.00	0.03
33.00	Expenses On Loan Operations	0.00	0.00
	TOTAL CURRENT EXPENDITURE	3,178,297,257.61	41.84

FOR THE PERIOD JULY TO JUNE
FISCAL YEAR 1998-1999

Nu. in Millions

CODE	OBJECT CLASS	EXPENDITURE	PERCENTAGE
	<i>CAPITAL EXPENDITURE</i>		
41.01	Acquisition Of Land	5,239,632.52	0.06
41.02	Acquisition Of Buildings	6,995,948.83	0.09
45.00	Training	279,556,178.14	3.68
51.01	Exp. on Structure : Buildings	595,443,594.65	7.84
51.02	Exp. on Structure : Roads(incl.culverts,drns)	273,323,105.08	3.59
51.03	Exp. on Structure : Bridges	67,172,246.77	0.88
51.04	Exp. on Structure : Irrigation Channels	11,133,489.93	0.14
51.05	Exp. on Structure : Drainage Systems	3,021,533.52	0.04
51.06	Exp. on Structure : Water Supply & Sanitation	18,767,765.14	0.24
51.07	Exp. on Structure : Plantations	7,366,793.70	0.09
51.08	Exp. on Structure : Others	236,311,469.02	3.11
52.01	Plant & Equipt. : Roads	112,000.00	0.00
52.02	Plant & Equipt. : Power Generation	406,335,316.26	5.35
52.03	Plant & Equipt. : Power Trans. & Dist.	327,130,866.55	4.30
52.04	Plant & Equipt. : Telecommunications	116,912,189.63	1.53
52.05	Plant & Equipt. : Agricultural Machineries	251,579.25	0.00
52.06	Plant & Equipt. : Livestock	3,273,695.82	0.04
52.07	Plant & Equipt. : Hospital/lab. Equipments	21,111,214.51	0.27
52.08	Plant & Equipt. : General Tools, Instruments	79,023,356.74	1.04
53.00	Purchase Of Vehicles	123,674,137.83	1.62
54.01	Furniture	49,933,114.75	0.65
54.02	Office Equipment	53,785,057.78	0.70
54.03	Computers & peripherals	37,393,516.73	0.49
55.00	Professional Services	213,234,670.35	2.80
61.01	Capital Grants - Individuals/Non-Profit Orgs.	248,342,394.57	3.27
62.00	Capital Grants - Public Enterprises	86,319,350.00	1.13
63.00	Equity Contributions	834,552,914.99	10.98
	TOTAL CAPITAL EXPENDITURE	4,105,717,133.06	54.05
	<i>LENDING/REPAYMENTS</i>		
71.00	Loans to Individuals	1,399,005.00	0.01
72.00	Loans to Enterprises	59,543,303.06	0.78
81.01	Repayment of Debt Principal - External	250,234,914.82	3.29
	TOTAL LENDING/REPAYMENTS	311,177,222.88	4.09
	TOTAL EXPENDITURE	7,595,191,613.55	100.00

EXPENDITURE SUMMARY BY IMF FUNCTIONAL CLASSIFICATION
FOR THE PERIOD JULY TO JUNE
FISCAL YEAR 1998-1999

(Nu.In Millions)

CLASS CODE	AU	AU ABBR.	PR	NAME	EXPENDITURE				FINANCING			TOTAL	PERCENT OF TOTAL	
					CURRENT	CAPITAL	LENDING/ REPAYMENT	TOTAL	RGOB	EXTERNAL				
										GRANT	LOAN			TOTAL
1.0				GENERAL PUBLIC SERVICES										
1.0				GENERAL PUBLIC SERVICES										
	103	RAC	01	GENERAL ADM. & ADVISORY SERVICES	6.234	1.189		7.423	7.423				7.423	0.09
				SUB-CLASSIFICATION TOTAL	6.234	1.189		7.423	7.423				7.423	0.09
1.1				EXEC./LEGIS. ORGANS, FIN./EXTERNAL AFFAIRS										
	101	HM/SECT	01	GENERAL ADMIN. & CO-ORDINATION SERVICES	7.980	0.278		8.257	8.257				8.257	0.10
	102	NAB	01	ASSEMBLY ADMN & MANAGEMENT SERVICES	10.204	6.433		16.637	10.624	6.013		6.013	16.637	0.21
	107	MOP	01	DIRECTION & POLICY SERVICES	11.688	10.065		21.753	10.284	11.469		11.469	21.753	0.28
	108	AUDIT	01	AUDIT SUPERVISORY & DIRECTION SERVICES	19.531	23.878		43.410	19.533	23.877		23.877	43.410	0.57
	109	RCSC	01	DIRECTION & CIVIL EMPLOYMENT SERVICES	13.269	65.564		78.833	26.570	52.263		52.263	78.833	1.03
	114	NEC	01	ENVIRONMENTAL DIR. AND POLICY SERVICES	9.427	4.230		13.658	2.223	11.435		11.435	13.658	0.18
	116	CBS	01	GENERAL ADMINISTRATION CO-ORDINATION SERVICES	0.314	2.825		3.138	0.002	3.137		3.137	3.138	0.04
	201	HOME	01	DIRECTION & INTERNAL POLICY SERVICES	27.570	12.023		39.593	17.528	22.065		22.065	39.593	0.52
	202	MOF	01	DIR. & FINANCIAL POLICY SERVICES	96.817	44.008		140.824	138.505	2.319		2.319	140.824	1.85
	202	MOF	02	NATIONAL BUDGET & FINANCE SERVICES	9.697	4.836		14.534	9.410	5.123		5.123	14.534	0.19
	202	MOF	03	REVENUE & CUSTOMS SERVICES	36.121	17.004		53.125	39.761	13.364		13.364	53.125	0.69
	202	MOF	04	COMMON PUBLIC EXPENDITURES	436.189	1,155.847	309.778	1,901.814	1,019.301	865.549	16.964	882.513	1,901.814	25.04
	202	MOF	05	NATIONAL PROPERTY SERVICES	7.854	17.722		25.576	18.939	6.638		6.638	25.576	0.33
	203	FOREIGN	01	DIRECTION & FOREIGN AFFAIRS POLICY SERVICES	143.104	11.318		154.423	154.423				154.423	2.03
	204	MHE	01	DIRECTION & POLICY PROGRAM	13.950	3.585		17.535	12.231	5.304		5.304	17.535	0.23
	206	TRADE	01	DIRECTION & TRADE & INDUSTRY POLICY SERVICES	12.380	5.906		18.285	12.624	5.661		5.661	18.285	0.24
	207	MOC	01	DIRECTION & COMMUNICATIONS POLICY SERVICES	14.000	0.498		14.498	14.498				14.498	0.19
	401	CHHUKHA	01	DZONGKHAG DIRECTION SERVICES	10.674	4.180		14.854	14.854				14.854	0.19
	402	HA	01	DZONGKHAG DIRECTION SERVICES	4.065	1.489		5.554	5.554				5.554	0.07
	403	PARO	01	DZONGKHAG DIRECTION SERVICES	9.329	3.562		12.891	12.770	0.121		0.121	12.891	0.17
	404	SAMTSE	01	DZONGKHAG DIRECTION SERVICES	6.687	1.653		8.340	8.340				8.340	0.11
	405	TSIRANG	01	DZONGKHAG DIRECTION SERVICES	3.456	1.133		4.589	4.589				4.589	0.06
	406	DAGANA	01	DZONGKHAG DIRECTION SERVICES	3.581	0.866		4.447	4.447				4.447	0.05
	407	PUNAKHA	01	DZONGKHAG DIRECTION SERVICES	6.355	3.019		9.374	9.374				9.374	0.12
	408	WANGDI	01	DZONGKHAG DIRECTION SERVICES	4.563	1.545		6.108	6.108				6.108	0.08
	409	BUMTHANG	01	DZONGKHAG DIRECTION SERVICES	4.073	2.884		6.956	6.820	0.136		0.136	6.956	0.09
	410	SARPANG	01	DZONGKHAG DIRECTION SERVICES	6.830	3.484		10.314	10.314				10.314	0.13
	411	ZHEMGANG	01	DZONGKHAG DIRECTION SERVICES	6.406	14.659		21.065	7.769	13.297		13.297	21.065	0.27
	412	TRONGSA	01	DZONGKHAG DIRECTION SERVICES	4.288	0.547		4.835	4.642	0.193		0.193	4.835	0.06
	413	LHUEBTSE	01	DZONGKHAG DIRECTION SERVICES	4.168	3.052		7.220	7.220				7.220	0.09
	414	MONGAR	01	DZONGKHAG DIRECTION SERVICES	5.481	2.566		8.047	8.047				8.047	0.10
	415	PEMA	01	DZONGKHAG DIRECTION SERVICES	3.350	0.790		4.140	4.140				4.140	0.05
	416	S/JKHAR	01	DZONGKHAG DIRECTION SERVICES	8.898	3.550		12.448	12.448				12.448	0.16
	417	T/GANG	01	DZONGKHAG DIRECTION SERVICES	8.346	2.344		10.690	10.690				10.690	0.14
	418	THIMPHU	01	DZONGKHAG DIRECTION SERVICES	10.000	3.818		13.819	13.819				13.819	0.18
	419	GASA	01	DZONGKHAG DIRECTION SERVICES	2.847	2.326		5.173	3.788	1.385		1.385	5.173	0.06
	420	TRASHI	01	DZONGKHAG DIRECTION SERVICES	4.634	3.899		8.532	8.532				8.532	0.11
				SUB-CLASSIFICATION TOTAL	988.125	1,447.385	309.778	2,745.289	1,678.977	1,049.348	16.964	1,066.312	2,745.289	36.14
1.4				GENERAL SERVICES										
	201	HOME	02	SURVEY AND LAND RECORD SERVICES	22.604	15.853		38.458	20.848	17.610		17.610	38.458	0.50
				SUB-CLASSIFICATION TOTAL	22.604	15.853		38.458	20.848	17.610		17.610	38.458	0.50
1.5				GENERAL PUBLIC SERVICES NOT ELSEWHERE CLASS.										
	104	CEA	01	MONASTIC ADMN. & MANAGEMENT SERVICES	11.210	13.250		24.460	23.853	0.607		0.607	24.460	0.32
				SUB-CLASSIFICATION TOTAL	11.210	13.250		24.460	23.853	0.607		0.607	24.460	0.32
				CLASSIFICATION TOTAL	1,028.174	1,477.677	309.778	2,815.629	1,731.100	1,067.565	16.964	1,084.529	2,815.629	37.07

(Nu.In Millions)

CLASS CODE	AU	AU ABBR.	PR	NAME	EXPENDITURE				FINANCING			TOTAL	PERCENT OF TOTAL	
					CURRENT	CAPITAL	LENDING/ REPAYMENT	TOTAL	RGOB	EXTERNAL				
										GRANT	LOAN			TOTAL
3.0				PUBLIC ORDER AND SAFETY AFFAIRS										
3.1				POLICE AND FIRE PROTECTION										
	201	HOME	03	POLICE SERVICES	218.269	44.401		262.670	262.670			262.670	3.45	
	201	HOME	05	FIRE FIGHTING SERVICES	4.581	3.579		8.160	8.160			8.160	0.10	
				SUB-CLASSIFICATION TOTAL	222.849	47.980		270.830	270.830			270.830	3.56	
3.2				LAW COURTS										
	106	JUDICIAL	01	ADMINISTRATION OF JUSTICE	34.753	5.688		40.441	37.529	2.912		2.912	40.441	0.53
				SUB-CLASSIFICATION TOTAL	34.753	5.688		40.441	37.529	2.912		2.912	40.441	0.53
3.3				PRISON ADMINISTRATION AND OPERATION										
	201	HOME	04	JAIL SERVICES	24.736	12.066		36.802	36.802			36.802	0.48	
				SUB-CLASSIFICATION TOTAL	24.736	12.066		36.802	36.802			36.802	0.48	
3.4				PUBLIC ORDER AND SAFETY AFFAIRS N.E.C.										
	201	HOME	06	IMMIGRATION AND CENSUS SERVICES	8.721	1.848		10.569	10.551	0.019		0.019	10.569	0.13
				SUB-CLASSIFICATION TOTAL	8.721	1.848		10.569	10.551	0.019		0.019	10.569	0.13
				CLASSIFICATION TOTAL	291.060	67.582		358.643	355.711	2.931		2.931	358.643	4.72
4.0				EDUCATION AFFAIRS AND SERVICES										
4.1				PRE-PRIMARY AND PRIMARY EDUC. AFFAIRS & SERV.										
	401	CHHUKHA	02	DZONGKHAG EDUCATION SERVICES	27.440	8.477		35.917	34.521	0.183	1.213	1.396	35.917	0.47
	402	HA	02	DZONGKHAG EDUCATION SERVICES	13.970	9.877		23.847	18.450	5.397		5.397	23.847	0.31
	403	PARO	02	DZONGKHAG EDUCATION SERVICES	25.583	6.361		31.944	31.776	0.168		0.168	31.944	0.42
	404	SAMTSE	02	DZONGKHAG EDUCATION SERVICES	9.828	1.695		11.522	11.522				11.522	0.15
	405	TSIRANG	02	DZONGKHAG EDUCATION SERVICES	5.726	1.616		7.342	7.096		0.246	0.246	7.342	0.09
	406	DAGANA	02	DZONGKHAG EDUCATION SERVICES	7.106	1.388		8.495	8.495				8.495	0.11
	407	PUNAKHA	02	DZONGKHAG EDUCATION SERVICES	16.956	2.624		19.580	19.580				19.580	0.25
	408	WANGDI	02	DZONGKHAG EDUCATION SERVICES	15.635	0.968		16.603	16.603				16.603	0.21
	409	BUMTHANG	02	DZONGKHAG EDUCATION SERVICES	11.996	3.970		15.966	13.789	2.177		2.177	15.966	0.21
	410	SARPANG	02	DZONGKHAG EDUCATION SERVICES	9.793	4.084		13.877	13.877				13.877	0.18
	411	ZHEMGANG	02	DZONGKHAG EDUCATION SERVICES	21.039	3.839		24.877	21.611	3.266		3.266	24.877	0.32
	412	TRONGSA	02	DZONGKHAG EDUCATION SERVICES	8.645	0.765		9.410	9.410				9.410	0.12
	413	LHUENTSE	02	DZONGKHAG EDUCATION SERVICES	10.852	3.238		14.090	12.597	1.492		1.492	14.090	0.18
	414	MONGAR	02	DZONGKHAG EDUCATION SERVICES	25.049	11.635		36.684	27.215	9.468		9.468	36.684	0.48
	415	PEMA	02	DZONGKHAG EDUCATION SERVICES	12.609	1.241		13.850	13.850				13.850	0.18
	416	SJKHAR	02	DZONGKHAG EDUCATION SERVICES	21.956	14.615		36.571	26.799	9.772		9.772	36.571	0.48
	417	T/GANG	02	DZONGKHAG EDUCATION SERVICES	41.700	24.800		66.500	45.174	21.326		21.326	66.500	0.87
	418	THIMPHU	02	DZONGKHAG EDUCATION SERVICES	57.169	6.871		64.039	63.521	0.519		0.519	64.039	0.84
	419	GASA	02	DZONGKHAG EDUCATION SERVICES	1.633	0.657		2.291	2.291				2.291	0.03
	420	TRASHI	02	DZONGKHAG EDUCATION SERVICES	10.455	3.331		13.787	10.455	3.331		3.331	13.787	0.18
				SUB-CLASSIFICATION TOTAL	355.139	112.052		467.191	408.632	57.346	1.213	58.559	467.191	6.15
4.4				EDUCATION SERVICES NOT DEFINABLE BY LEVEL										
	115	RIM	01	MANAGEMENT EDUCATION SERVICES	17.665	9.631		27.296	17.631	9.665		9.665	27.296	0.35
	204	MHE	02	EDUCATION SERVICES	181.129	201.639		382.768	156.528	185.843	40.398	226.240	382.768	5.04
				SUB-CLASSIFICATION TOTAL	198.794	211.270		410.064	174.159	195.508	40.398	235.905	410.064	5.39
				CLASSIFICATION TOTAL	553.933	323.323		877.256	582.792	252.853	41.611	294.464	877.256	11.55

CLASS CODE	AU	AU ABBR.	PR	NAME	EXPENDITURE				FINANCING			TOTAL	PERCENT OF TOTAL	
					CURRENT	CAPITAL	LENDING/ REPAYMENT	TOTAL	RGOB	EXTERNAL				
										GRANT	LOAN			TOTAL
5.0				HEALTH AFFAIRS AND SERVICES										
5.6				HEALTH AFFAIRS AND SERVICES N.E.C.										
	204	MHE	03	HEALTH SERVICES	253.658	204.318		457.976	201.493	256.483		256.483	457.976	6.03
	401	CHHUKHA	03	DZONGKHAG HEALTH SERVICES	9.585	5.118		14.702	10.792	3.910		3.910	14.702	0.19
	402	HA	03	DZONGKHAG HEALTH SERVICES	1.992	3.203		5.195	2.867	2.328		2.328	5.195	0.06
	403	PARO	03	DZONGKHAG HEALTH SERVICES	5.055	1.511		6.566	5.060	1.506		1.506	6.566	0.08
	404	SAMTSE	03	DZONGKHAG HEALTH SERVICES	6.163	0.052		6.215	6.215				6.215	0.08
	405	TSIRANG	03	DZONGKHAG HEALTH SERVICES	2.614	0.806		3.420	2.629	0.791		0.791	3.420	0.04
	406	DAGANA	03	DZONGKHAG HEALTH SERVICES	2.172	0.881		3.053	2.197	0.856		0.856	3.053	0.04
	407	PUNAKHA	03	DZONGKHAG HEALTH SERVICES	4.026	0.528		4.553	4.553				4.553	0.06
	408	WANGDI	03	DZONGKHAG HEALTH SERVICES	2.503	4.230		6.733	2.684	4.050		4.050	6.733	0.08
	409	BUMTHANG	03	DZONGKHAG HEALTH SERVICES	3.598	0.585		4.182	4.199	-0.017		-0.017	4.182	0.05
	410	SARPANG	03	DZONGKHAG HEALTH SERVICES	8.254	1.445		9.699	9.699				9.699	0.12
	411	ZHEMGANG	03	DZONGKHAG HEALTH SERVICES	6.949	5.486		12.435	9.257	3.178		3.178	12.435	0.16
	412	TRONGSA	03	DZONGKHAG HEALTH SERVICES	3.157	1.050		4.207	3.250	0.957		0.957	4.207	0.05
	413	LHUENTSE	03	DZONGKHAG HEALTH SERVICES	3.793	3.949		7.742	3.839	3.902		3.902	7.742	0.10
	414	MONGAR	03	DZONGKHAG HEALTH SERVICES	3.968	2.586		6.554	4.094	2.460		2.460	6.554	0.08
	415	PEMA	03	DZONGKHAG HEALTH SERVICES	2.954	5.798		8.751	3.555	5.196		5.196	8.751	0.11
	416	S/JKHAR	03	DZONGKHAG HEALTH SERVICES	9.325	5.402		14.726	10.760	3.967		3.967	14.726	0.19
	417	T/GANG	03	DZONGKHAG HEALTH SERVICES	6.784	10.216		17.000	7.403	9.597		9.597	17.000	0.22
	418	THIMPHU	03	DZONGKHAG HEALTH SERVICES	1.618	0.264		1.881	1.881				1.881	0.02
	419	GASA	03	DZONGKHAG HEALTH SERVICES	0.751	1.105		1.857	0.857	1.000		1.000	1.857	0.02
	420	TRASHI	03	DZONGKHAG HEALTH SERVICES	1.699	6.892		8.591	1.757	6.834		6.834	8.591	0.11
				SUB-CLASSIFICATION TOTAL	340.615	265.424		606.038	299.040	306.998		306.998	606.038	7.97
				CLASSIFICATION TOTAL	340.615	265.424		606.038	299.040	306.998		306.998	606.038	7.97
7.0				HOUSING AND COMMUNITY AMENITY AFFAIRS & SERV.										
7.5				HOUSING AND COMM. AMENITY AFF. & SERV. N.E.C.										
	207	MOC	07	WORKS & HOUSING SERVICES	16.855	35.590		52.445	21.294	31.151		31.151	52.445	0.69
	401	CHHUKHA	04	DZONGKHAG WORKS & HOUSING SERVICES	1.461	0.229		1.690	1.690				1.690	0.02
	401	CHHUKHA	08	DZONGKHAG MUNICIPALITY SERVICES	0.274	0.039		0.313	0.313				0.313	0.00
	402	HA	04	DZONGKHAG WORKS & HOUSING SERVICES	0.848	0.217		1.065	1.002	0.063		0.063	1.065	0.01
	402	HA	08	DZONGKHAG MUNICIPALITY SERVICES	0.191	1.346		1.537	1.537				1.537	0.02
	403	PARO	04	DZONGKHAG WORKS & HOUSING SERVICES	1.163	0.166		1.330	1.330				1.330	0.01
	403	PARO	08	DZONGKHAG MUNICIPALITY SERVICES	0.580	0.949		1.529	1.529				1.529	0.02
	404	SAMTSE	04	DZONGKHAG WORKS & HOUSING SERVICES	0.641	0.152		0.793	0.793				0.793	0.01
	404	SAMTSE	08	DZONGKHAG MUNICIPALITY SERVICES	0.148	1.984		2.133	2.133				2.133	0.02
	405	TSIRANG	04	DZONGKHAG WORKS & HOUSING SERVICES	0.575			0.575	0.575				0.575	0.00
	405	TSIRANG	08	DZONGKHAG MUNICIPALITY SERVICES	0.205	0.288		0.493	0.493				0.493	0.00
	406	DAGANA	04	DZONGKHAG WORKS & HOUSING SERVICES	0.612	0.088		0.700	0.700				0.700	0.00
	406	DAGANA	08	DZONGKHAG MUNICIPALITY SERVICES	0.105	0.147		0.253	0.253				0.253	0.00
	407	PUNAKHA	04	DZONGKHAG WORKS & HOUSING SERVICES	1.353	0.425		1.778	1.655	0.123		0.123	1.778	0.02
	407	PUNAKHA	08	DZONGKHAG MUNICIPALITY SERVICES	0.659	0.054		0.714	0.714				0.714	0.00
	408	WANGDI	04	DZONGKHAG WORKS & HOUSING SERVICES	1.210	0.286		1.495	1.495				1.495	0.02
	408	WANGDI	08	DZONGKHAG MUNICIPALITY SERVICES	0.361	0.321		0.682	0.682				0.682	0.00
	409	BUMTHANG	04	DZONGKHAG WORKS & HOUSING SERVICES	1.095	0.254		1.349	1.349				1.349	0.01
	409	BUMTHANG	08	DZONGKHAG MUNICIPALITY SERVICES		0.184		0.184	0.184				0.184	0.00
	410	SARPANG	04	DZONGKHAG WORKS & HOUSING SERVICES	1.141	0.624		1.765	1.765				1.765	0.02
	410	SARPANG	08	DZONGKHAG MUNICIPALITY SERVICES	2.504	1.027		3.531	3.531				3.531	0.04
	411	ZHEMGANG	04	DZONGKHAG WORKS & HOUSING SERVICES	1.382	0.730		2.112	1.384	0.728		0.728	2.112	0.02
	411	ZHEMGANG	08	DZONGKHAG MUNICIPALITY SERVICES	0.273	0.225		0.498	0.498				0.498	0.00
	412	TRONGSA	04	DZONGKHAG WORKS & HOUSING SERVICES	1.381	0.157		1.538	1.509	0.029		0.029	1.538	0.02
	412	TRONGSA	08	DZONGKHAG MUNICIPALITY SERVICES	0.403	0.385		0.788	0.788				0.788	0.01
	413	LHUENTSE	04	DZONGKHAG WORKS & HOUSING SERVICES	1.309	0.513		1.822	1.679	0.143		0.143	1.822	0.02
	413	LHUENTSE	08	DZONGKHAG MUNICIPALITY SERVICES	0.153	0.027		0.180	0.180				0.180	0.00
	414	MONGAR	04	DZONGKHAG WORKS & HOUSING SERVICES	1.276	0.289		1.566	1.566				1.566	0.02
	414	MONGAR	08	DZONGKHAG MUNICIPALITY SERVICES	0.360	0.426		0.786	0.786				0.786	0.01
	415	PEMA	04	DZONGKHAG WORKS & HOUSING SERVICES	0.978	0.240		1.218	1.218				1.218	0.01
	415	PEMA	08	DZONGKHAG MUNICIPALITY SERVICES	0.061	1.444		1.505	1.505				1.505	0.02
	416	S/JKHAR	04	DZONGKHAG WORKS & HOUSING SERVICES	1.160	0.243		1.403	1.380	0.023		0.023	1.403	0.01

CLASS CODE	AU	AU ABBR.	PR	NAME	EXPENDITURE				FINANCING			TOTAL	PERCENT OF TOTAL	
					CURRENT	CAPITAL	LENDING/ REPAYMENT	TOTAL	RGOB	EXTERNAL				
										GRANT	LOAN			TOTAL
	416	S/JKHAR	08	DZONGKHAG MUNICIPALITY SERVICES	2.187	1.540		3.726	3.726			3.726	0.04	
	417	T/GANG	04	DZONGKHAG WORKS & HOUSING SERVICES	2.268	0.680		2.948	2.921	0.027		2.948	0.03	
	417	T/GANG	08	DZONGKHAG MUNICIPALITY SERVICES	0.539	1.748		2.287	2.287			2.287	0.03	
	418	THIMPHU	04	DZONGKHAG WORKS & HOUSING SERVICES	1.289	0.219		1.509	1.456	0.052		1.509	0.02	
	419	GASA	04	DZONGKHAG WORKS & HOUSING SERVICES	0.421	0.185		0.605	0.605			0.605	0.00	
	419	GASA	08	DZONGKHAG MUNICIPALITY SERVICES	0.021			0.021	0.021			0.021	0.00	
	420	TRASHI	04	DZONGKHAG WORKS & HOUSING SERVICES	1.174	0.360		1.534	1.534			1.534	0.02	
	420	TRASHI	08	DZONGKHAG MUNICIPALITY SERVICES	0.130	0.346		0.476	0.476			0.476	0.00	
				SUB-CLASSIFICATION TOTAL	48.746	54.129		102.874	70.535	32.339		32.339	102.874	1.35
				CLASSIFICATION TOTAL	48.746	54.129		102.874	70.535	32.339		32.339	102.874	1.35
8.0				RECREATION, CULTURE, & RELIG. AFF. & SERV.										
8.0				RECREATION, CULTURE, & RELIG. AFF. & SERV.										
	105	SCCA	01	GENERAL ADMIN. & CULTURAL SERVICES	86.616	13.815		100.431	94.493	5.938		5.938	100.431	1.32
	111	BOC	01	GENERAL ADMIN. & SPORTS DEVELOPMENT SERVICES	12.925	0.483		13.408	13.408			13.408	0.17	
	112	DDC	01	DZONGKHA DEVELOPMENT SERVICES	4.343	0.711		5.054	5.054			5.054	0.06	
				SUB-CLASSIFICATION TOTAL	103.884	15.008		118.892	112.954	5.938		5.938	118.892	1.56
				CLASSIFICATION TOTAL	103.884	15.008		118.892	112.954	5.938		5.938	118.892	1.56
9.0				FUEL AND ENERGY AFFAIRS AND SERVICES										
9.2				ELECRICITY AND OTHER ENERGY SOURCES										
	206	TRADE	04	POWER DIVISION	220.623	946.808		1,167.431	284.215	302.111	581.105	883.216	1,167.431	15.37
	402	HA	07	DZONGKHAG POWER SERVICES	1.903	1.583		3.486	1.916	1.570		1.570	3.486	0.04
	404	SAMTSE	07	DZONGKHAG POWER SERVICES	1.825	4.476		6.302	6.302			6.302	0.08	
	405	TSIRANG	07	DZONGKHAG POWER SERVICES	0.172	0.077		0.249	0.249			0.249	0.00	
	406	DAGANA	07	DZONGKHAG POWER SERVICES	0.456	0.160		0.616	0.616			0.616	0.00	
	410	SARPANG	07	DZONGKHAG POWER SERVICES	7.189	2.278		9.467	9.467			9.467	0.12	
	411	ZHEMGANG	07	DZONGKHAG POWER SERVICES	0.649	3.494		4.143	3.064	1.079		1.079	4.143	0.05
	413	LHUENTSE	07	DZONGKHAG POWER SERVICES	0.162	0.110		0.273	0.273			0.273	0.00	
	416	S/JKHAR	07	DZONGKHAG POWER SERVICES	7.646	4.832		12.477	10.312	2.166		2.166	12.477	0.16
				SUB-CLASSIFICATION TOTAL	240.626	963.819		1,204.444	316.414	306.925	581.105	888.030	1,204.444	15.85
				CLASSIFICATION TOTAL	240.626	963.819		1,204.444	316.414	306.925	581.105	888.030	1,204.444	15.85
10.0				AGRICULTURE/FORESTRY/FISH/HUNT. AFF. & SERV.										
10.1				AGRICULTURE AFFAIRS AND SERVICES										
	205	MOA	01	DIRECTION & AGRICULTURE POLICY SERVICES	28.636	44.050		72.686	26.001	46.685		46.685	72.686	0.95
	205	MOA	02	RESEARCH, EXTENSION AND IRRIGATION DIVISION	113.632	118.044		231.675	89.761	133.442	8.472	141.915	231.675	3.05
	401	CHHUKHA	05	DZONGKHAG AGRICULTURAL SERVICES	2.911	0.892		3.804	3.804			3.804	0.05	
	402	HA	05	DZONGKHAG AGRICULTURAL SERVICES	1.186	0.533		1.719	1.719			1.719	0.02	
	403	PARO	05	DZONGKHAG AGRICULTURAL SERVICES	2.710	0.431		3.141	3.141			3.141	0.04	
	404	SAMTSE	05	DZONGKHAG AGRICULTURAL SERVICES	0.321	0.011		0.332	0.332			0.332	0.00	
	405	TSIRANG	05	DZONGKHAG AGRICULTURAL SERVICES	1.176	0.084		1.260	1.260			1.260	0.01	
	406	DAGANA	05	DZONGKHAG AGRICULTURAL SERVICES	1.555	0.983		2.538	2.538			2.538	0.03	
	407	PUNAKHA	05	DZONGKHAG AGRICULTURAL SERVICES	2.804	1.019		3.822	3.822			3.822	0.05	
	408	WANGDI	05	DZONGKHAG AGRICULTURAL SERVICES	2.982	0.856		3.838	3.838			3.838	0.05	
	409	BUMTHANG	05	DZONGKHAG AGRICULTURAL SERVICES	5.340	10.345		15.685	1.411	14.274		14.274	15.685	0.20
	410	SARPANG	05	DZONGKHAG AGRICULTURE SERVICES	1.242	0.118		1.361	1.361			1.361	0.01	
	411	ZHEMGANG	05	DZONGKHAG AGRICULTURAL SERVICES	4.773	3.165		7.939	4.457	3.482		3.482	7.939	0.10
	412	TRONGSA	05	DZONGKHAG AGRICULTURAL SERVICES	1.785	0.097		1.882	1.882			1.882	0.02	
	418	THIMPHU	05	DZONGKHAG AGRICULTURAL SERVICES	2.206	0.601		2.807	2.807			2.807	0.03	
	419	GASA	05	DZONGKHAG AGRICULTURAL SERVICES	0.707	0.097		0.803	0.803			0.803	0.01	
				SUB-CLASSIFICATION TOTAL	173.966	181.326		355.292	148.936	197.883	8.472	206.355	355.292	4.67

CLASS CODE	AU	AU ABBR.	PR	NAME	EXPENDITURE				FINANCING			TOTAL	PERCENT OF TOTAL	
					CURRENT	CAPITAL	LENDING/ REPAYMENT	TOTAL	RGOB	EXTERNAL				
										GRANT	LOAN			TOTAL
10.2				FORESTRY AFFAIRS AND SERVICES										
	205	MOA	04	FORESTRY SERVICES DIVISION	97.747	81.630		179.378	89.278			90.099	179.378	2.36
	401	CHHUKHA	09	DZONGKHAG FORESTRY SERVICES	0.423	0.105		0.528	0.528			0.528	0.00	
	402	HA	09	DZONGKHAG FORESTRY SERVICES	0.429	0.061		0.490	0.490			0.490	0.00	
	403	PARO	09	DZONGKHAG FORESTRY SERVICES	0.682	0.036		0.718	0.718			0.718	0.00	
	404	SAMTSE	09	DZONGKHAG FORESTRY SERVICES	0.144	0.078		0.222	0.222			0.222	0.00	
	405	TSIRANG	09	DZONGKHAG FORESTRY SERVICES	0.379	0.071		0.450	0.450			0.450	0.00	
	406	DAGANA	09	DZONGKHAG FORESTRY SERVICES	0.495	0.128		0.623	0.623			0.623	0.00	
	407	PUNAKHA	09	DZONGKHAG FORESTRY SERVICES	0.385	0.190		0.575	0.575			0.575	0.00	
	408	WANGDI	09	DZONGKHAG FORESTRY SERVICES	0.394	0.152		0.545	0.545			0.545	0.00	
	409	BUMTHANG	09	DZONGKHAG FORESTRY SERVICES	0.336	0.012		0.347	0.347	0.008		0.008	0.347	0.00
	410	SARPANG	09	DZONGKHAG FORESTRY SERVICES	0.291	0.105		0.396	0.396			0.396	0.00	
	411	ZHEMGANG	09	DZONGKHAG FORESTRY SERVICES	0.581	0.638		1.220	0.581	0.638		0.638	1.220	0.01
	412	TRONGSA	09	DZONGKHAG FORESTRY SERVICES	0.393	0.053		0.446	0.444	0.002		0.002	0.446	0.00
	413	LHUENTSE	09	DZONGKHAG FORESTRY SERVICES	0.366			0.366	0.366			0.366	0.00	
	414	MONGAR	09	DZONGKHAG FORESTRY SERVICES	0.436	0.007		0.443	0.443			0.443	0.00	
	415	PEMA	09	DZONGKHAG FORESTRY SERVICES	0.477			0.477	0.477			0.477	0.00	
	416	SJKHAR	09	DZONGKHAG FORESTRY SERVICES	0.459	0.048		0.507	0.507			0.507	0.00	
	417	T/GANG	09	DZONGKHAG FORESTRY SERVICES	0.555	0.016		0.571	0.571			0.571	0.00	
	418	THIMPHU	09	DZONGKHAG FORESTRY SERVICES	0.575	0.272		0.848	0.848			0.848	0.01	
	419	GASA	09	DZONGKHAG FORESTRY SERVICES	0.207	0.037		0.244	0.244			0.244	0.00	
	420	TRASHI	09	DZONGKHAG FORESTRY SEERVICES	0.372			0.372	0.372			0.372	0.00	
				SUB-CLASSIFICATION TOTAL	106.126	83.640		189.765	99.018	75.615		90.748	189.765	2.49
10.5				AG/FORESTRY/FISH/HUNT. AFF. & SERV. N.E.C.										
	205	MOA	03	CROP AND LIVESTOCK SERVICES DIVISION	45.597	29.120		74.717	52.321	22.397		22.397	74.717	0.98
	401	CHHUKHA	06	DZONGKHAG ANIMAL HUSBANDRY SERVICES	3.017	0.169		3.186	3.186			3.186	0.04	
	402	HA	06	DZONGKHAG ANIMAL HUSBANDRY SERVICES	1.857	0.343		2.200	2.200			2.200	0.02	
	403	PARO	06	DZONGKHAG ANIMAL HUSBANDRY SERVICES	2.815	0.266		3.081	3.081			3.081	0.04	
	404	SAMTSE	06	DZONGKHAG ANIMAL HUSBANDRY SERVICES	0.900	0.146		1.046	1.046			1.046	0.01	
	405	TSIRANG	06	DZONGKHAG ANIMAL HUSBANDRY SERVICES	1.167	0.067		1.234	1.234			1.234	0.01	
	406	DAGANA	06	DZONGKHAG ANIMAL HUSBANDRY SERVICES	1.406	0.114		1.520	1.520			1.520	0.02	
	407	PUNAKHA	06	DZONGKHAG ANIMAL HUSBANDRY SERVICES	1.924	0.081		2.005	2.005			2.005	0.02	
	408	WANGDI	06	DZONGKHAG ANIMAL HUSBANDRY SERVICES	3.218	0.557		3.775	3.775			3.775	0.05	
	409	BUMTHANG	06	DZONGKHAG ANIMAL HUSBANDRY SERVICES	1.872	0.079		1.952	1.952			1.952	0.02	
	411	ZHEMGANG	06	DZONGKHAG ANIMAL HUSBANDRY SERVICES	2.250	0.424		2.674	2.250	0.424		0.424	2.674	0.03
	412	TRONGSA	06	DZONGKHAG ANIMAL HUSBANDRY SERVICES	2.606	0.049		2.655	2.655			2.655	0.03	
	418	THIMPHU	06	DZONGKHAG ANIMAL HUSBANDRY SERVICES	2.553	0.203		2.756	2.756			2.756	0.03	
	419	GASA	06	DZONGKHAG ANIMAL HUSBANDRY SERVICES	1.007	0.148		1.155	1.155			1.155	0.01	
				SUB-CLASSIFICATION TOTAL	72.188	31.767		103.955	81.134	22.821		22.821	103.955	1.36
				CLASSIFICATION TOTAL	352.280	296.733		649.012	329.088	296.319		319.924	649.012	8.54
11.0				MINING/MINERAL RES/MANU/CONST. AFF. & SERV.										
11.1				MINING AND MIN. RES. AFF. & SERV. (NON-FUEL)										
	206	TRADE	03	GEOLOGY AND MINES DIVISION	16.248	4.827		21.076	20.533	0.543		0.543	21.076	0.27
				SUB-CLASSIFICATION TOTAL	16.248	4.827		21.076	20.533	0.543		0.543	21.076	0.27
11.3				CONSTRUCTION AFFAIRS AND SERVICES										
	113	PDRP	01	DZONG RENOVATION SERVICES		51.478		51.478	50.000	1.478		1.478	51.478	0.67
				SUB-CLASSIFICATION TOTAL		51.478		51.478	50.000	1.478		1.478	51.478	0.67
				CLASSIFICATION TOTAL	16.248	56.306		72.554	70.533	2.021		2.021	72.554	0.95

(Nu.In Millions)

CLASS CODE	AU	AU ABBR.	PR	NAME	EXPENDITURE				FINANCING			TOTAL	PERCENT OF TOTAL	
					CURRENT	CAPITAL	LENDING/ REPAYMENT	TOTAL	RGOB	EXTERNAL				
										GRANT	LOAN			TOTAL
12.0				TRANSPORTATION AND COMMUNICATION AFF. & SERV										
12.1				ROAD TRANSPORT AFFAIRS AND SERVICES										
	207	MOC	05	ROADS SERVICES	102.801	344.861		447.662	382.826	64.836		64.836	447.662	5.89
	207	MOC	08	SURFACE TRANSPORT AUTHORITY	9.777	3.768	1.399	14.944	14.944				14.944	0.19
				SUB-CLASSIFICATION TOTAL	112.578	348.629	1.399	462.606	397.770	64.836		64.836	462.606	6.09
12.4				AIR TRANSPORT AFFAIRS AND SERVICES										
	207	MOC	06	CIVIL AVIATION SERVICES	12.993	28.810		41.803	28.722	13.081		13.081	41.803	0.55
				SUB-CLASSIFICATION TOTAL	12.993	28.810		41.803	28.722	13.081		13.081	41.803	0.55
12.7				COMMUNICATION AFFAIRS AND SERVICES										
	207	MOC	03	TELECOMMUNICATIONS & CIVIL WIRELESS SERVICES	57.864	192.358		250.223	231.180	19.043		19.043	250.223	3.29
				SUB-CLASSIFICATION TOTAL	57.864	192.358		250.223	231.180	19.043		19.043	250.223	3.29
				CLASSIFICATION TOTAL	183.435	569.798	1.399	754.632	657.672	96.960		96.960	754.632	9.93
13.0				OTHER ECONOMIC AFFAIRS AND SERVICES										
13.0				OTHER ECONOMIC AFFAIRS AND SERVICES										
	206	TRADE	05	INDUSTRIES DIVISION	6.703	15.104		21.807	10.608	11.199		11.199	21.807	0.28
				SUB-CLASSIFICATION TOTAL	6.703	15.104		21.807	10.608	11.199		11.199	21.807	0.28
13.2				TOURISM AFFAIRS AND SERVICES										
	206	TRADE	06	TOURISM DIVISION	4.842	0.612		5.454	5.454			5.454	5.454	0.07
				SUB-CLASSIFICATION TOTAL	4.842	0.612		5.454	5.454			5.454	5.454	0.07
13.6				OTHER ECONOMIC AFFAIRS AND SERVICES N.E.C.										
	206	TRADE	02	TRADE DIVISION	7.752	0.203		7.955	7.913	0.042		0.042	7.955	0.10
				SUB-CLASSIFICATION TOTAL	7.752	0.203		7.955	7.913	0.042		0.042	7.955	0.10
				CLASSIFICATION TOTAL	19.297	15.919		35.216	23.976	11.241		11.241	35.216	0.46
				TOTAL	3,178.297	4,105.717	311.177	7,595.192	4,549.816	2,382.090	663.285	3,045.376	7,595.192	100.00

STATEMENT OF OUTSTANDING LOANS
Fiscal year 1998-99

(Nu.in millions)

Agency	Loan committed	Opening balance as on 1st July 1998	W I T H D R A W A L S				Total Liability incurred during the year	REPAYMENTS made during the year			Closing balance as on 30th June, 1999
			Principal	Interest and Other charges accrued during the year				Prinicpal	Interest & S.charges	Total	
				Interest	Commitment fees	Service charges					
A. INTERNAL (In Nu.)		0.000	0.000	2.500	0.000	0.000	2.500	0.000	2.500	2.500	0.000
RMA/BOB(Ways & Means Advance)		0.000					0.000			0.000	0.000
Govt. Guaranteed loans		0.000		2.500			2.500		2.500	2.500	0.000
B. EXTERNAL: GOI (Nu./Rs)	7635.638	1489.545	1306.536	42.672	0.000	0.000	1349.208	87.550	42.672	130.222	2708.531
Chukha Hydro-power Project Corporation		899.545		42.672			42.672	87.550	42.672	130.222	811.995
Tala Hydro-Power Project Corporation - (1)		240.000	990.536				990.536				1230.536
Kurichu Hydro-Power Project Corporation		350.000	316.000				316.000				666.000
C. EXTERNAL : OTHER THAN GOI (In Million Nu.) - (2)	7927.396	3171.655	487.855	39.133			526.988	162.685	39.133	201.818	3496.825
(In US \$) : (3)	<u>182.701</u>	<u>87.857</u>	<u>9.881</u>	<u>1.284</u>	<u>0.000</u>	<u>0.000</u>	<u>11.165</u>	<u>3.832</u>	<u>1.284</u>	<u>5.116</u>	<u>93.906</u>
WORLD BANK	41.940	21.940	0.887	0.250			1.137	0.275	0.250	0.525	22.552
ASIAN DEV. BANK	61.714	40.928	4.196	0.585			4.781	0.575	0.585	1.160	44.549
KFAED	27.086	10.814	0.243	0.220			0.463	1.468	0.220	1.688	9.589
IFAD	15.668	12.381	0.505	0.186			0.691	0.289	0.186	0.475	12.597
DRUK AIR (WESTLB)	22.608	1.130		0.043			0.043	1.130	0.043	1.173	0.000
EFIC	0.806	0.664		0.000			0.000	0.095		0.095	0.569
GOVT. OF AUSTRIA	12.879	0.000	4.050				4.050			0.000	4.050
Revaluation of External Loans Balance							0.000			0.000	
GRAND TOTAL (NU) :	15563.034	4661.200	1794.391	84.305	0.000	0.000	1878.696	250.235	84.305	334.540	6205.356

Note :-

- 1) Loans Directly disbursed to the project. Not incorporated in the budgetary accounts.
- 2) Cash receipts and repayments in Nu. have been taken as per Credit and debit advices from the RMA.
- 3) Exchange rates prevailing on 27.06.98 : 1 SDR = 1.40 USD, 1 ATS = 0.07576 USD, 1 KD = 3.2627 USD & 1 USD = Nu.43.39 used for computing both disbursements and repayments to USD.