



**ANNUAL FINANCIAL STATEMENTS
of the ROYAL GOVERNMENT OF BHUTAN
for the
YEAR ENDED 30 JUNE 2016**

**Department of Public Accounts
Ministry of Finance**



ANNUAL FINANCIAL STATEMENTS
of the ROYAL GOVERNMENT OF BHUTAN
for the
YEAR ENDED 30 JUNE 2016

Department of Public Accounts
Ministry of Finance

List of Abbreviations

ADB	Asian Development Bank
AFS	Annual Financial Statements
APA	Annual Performance Agreement
BDBL	Bhutan Development Bank Limited
BFA	Budget Fund Account
BHPC	Basochhu Hydro Power Corporation
BHTF	Bhutan Health Trust Fund
BoBL	Bank of Bhutan Limited
BTL	Bhutan Telecom Limited
CDG	Constitutional Development Grant
CHPC	Chhukha Hydro Power Corporation
CIT	Corporate Income Tax
CFA	Consolidated Fund Account
RoD (Danida)	Representation Office of Denmark
DGPCL	Druk Green Power Corporation Limited
DNB	Department of National Budget
DPA	Department of Public Accounts
DRC	Department of Revenue and Customs
FRR	Financial Rules and Regulations
FY	Fiscal Year
GDP	Gross Domestic Product
GNHC	Gross National Happiness Commission
GoA	Government of Austria
GoD	Government of Denmark
GoI	Government of India
IDA	International Development Assistance
IFAD	International Fund for Agriculture Development
JICA	Japan International Cooperation Agency
MTR	Mid Term Review



དངུལ་རྩིས་རྒྱན་ཁག།

Royal Government of Bhutan

Ministry of Finance



23rd December 2016

STATEMENT OF RESPONSIBILITY

The Annual Financial Statements (AFS) of the Royal Government of Bhutan (RGoB) for the Fiscal Year 2015-16 have been prepared by the Department of Public Accounts (DPA), Ministry of Finance (MoF) in accordance with the provisions of the Public Finance Act of Bhutan, 2007, Public Finance (Amendment) Act, 2012 and the Financial Rules and Regulations 2001.

The financial statements are prepared based on the monthly accounts of the budgetary bodies recorded in the Public Expenditure Management System (PEMS) and information received from other relevant agencies and organizations. The AFS presents the financial position of the RGoB as at 30th June, 2016.

We accept the responsibility for the reliability and completeness of the financial statements.

(Namgay Dorji)
Finance Minister
Ministry of Finance

(Sonam Tobgyel)
Offtg. Director General
Department of Public Accounts



ལྷན་ཁག་གི་ལྷན་འཇུག་འཛུགས་པོ།

ROYAL AUDIT AUTHORITY
Bhutan Integrity House

Reporting on Economy, Efficiency & Effectiveness in the use of Public Resources



AUDITOR GENERAL'S REPORT ON ANNUAL FINANCIAL STATEMENTS OF THE ROYAL GOVERNMENT OF BHUTAN FOR THE FY ENDED 30 JUNE 2016

Opinion

The Royal Audit Authority (RAA) has audited the accompanying Annual Financial Statements of the Royal Government of Bhutan (RGoB) for the Financial Year ended 30 June 2016 and summary of explanatory information, which comprise of:

- i. Consolidated Receipts & Payments Statement and schedules forming part of it;
- ii. Summary of Original and Revised Budget Estimates and Variations with actual outcome;
- iii. Government Consolidated Account Reconciliation Statement;
- iv. Statement of Outstanding Loans;
- v. Statement of Equity Portfolio of the Government;
- vi. Statement of the operations of Refundable Deposits Account, Revolving & Trust Funds; and
- vii. Summary Statement of Arrears of Revenue.

The audit was conducted by the RAA as required under the Audit Act of Bhutan 2006, the Public Finance Act of Bhutan 2007 & Public Finance (Amendment) Act 2012 and Financial Rules & Regulations 2001.

In RAA's opinion, the aforementioned Financial Statements together with schedules attached thereto, including the Notes to Accounts, have been prepared, in all material respect in accordance with the Financial Rules and Regulations 2001, and provide the information required by the said Rules and Regulations.

Basis of Opinion

The RAA conducted the audit in accordance with RAA's Auditing Standards and Generally Accepted Auditing Standards.

The RAA believes that the audit evidence it obtained is sufficient and appropriate to provide a basis for its audit opinion.

Responsibility of the Ministry of Finance for the Financial Statements

The Ministry of Finance (MoF) is responsible for preparation and presentation of these financial statements in accordance with the Public Finance Act 2007 and Public Finance (Amendment) Act 2012 and Financial Rules and Regulations 2001. This responsibility includes designing, implementing and maintaining internal control relevant to the preparation of Financial Statements that are free from material misstatements, whether due to fraud or error.

RAA's responsibility

Our objectives are to obtain reasonable assurance about whether the annual financial statements as a whole are free from material misstatement, whether due to fraud or error, and to issue auditor's report that includes our opinion.

Reasonable assurance is a high level of assurance, but is not a guarantee that an audit conducted in accordance with RAA's Auditing Standards and Generally Accepted Auditing Standards will always detect a material misstatement when it exists. Misstatements can arise from fraud or error and are considered material if, individually or in the aggregate, they could reasonably be expected to influence the decisions of users taken on the basis of these consolidated financial statements.

Scope of Audit

An audit involves performing procedures to obtain audit evidence about the amounts and disclosures in the financial statements. The procedures selected depend on RAA's judgement, including the risk of material misstatements of the financial statements, whether due to fraud or error. In making those risk assessments, the RAA considers internal controls relevant to the entity's preparation of the financial statements in order to design audit procedures that are appropriate in the circumstances, but not for the purpose of expressing an opinion on effectiveness of the entity's internal control.

As per the information made available by the DPA, there are 530 Letter of Credit (LC) Accounts and 119 Project Letter of Credit (PLC) Accounts during the period under review. Of the total, the RAA had audited and issued report for 284 LC Accounts and 123 PLC Accounts as on 20th March 2017 for the Fiscal Year ended 30th June 2016. However, for the remaining Accounts that are yet to be audited, the RAA had relied on their year-end accounts (un-audited) generated from the PEMS.

(Tshering Kezang)
Auditor General

Dated: 17 April 2017

Place: Thimphu

CONTENTS

1. EXECUTIVE SUMMARY	1
2. INTRODUCTION.....	1
3. BASIS FOR PREPARATION	1
4. FISCAL PERFORMANCE.....	2
5. RECEIPTS AND PAYMENTS.....	3
6. GOVERNMENT RECEIPTS BY SOURCES.....	4
6.1 DOMESTIC REVENUE.....	5
6.1.1 REVENUE GROWTH	7
6.2 EXTERNAL GRANTS.....	7
6.3 BORROWINGS.....	9
6.3.1 INTERNAL BORROWINGS	9
6.3.2 EXTERNAL BORROWINGS	9
6.4 RECOVERY OF LOANS.....	10
6.5 OTHER RECEIPTS AND PAYMENTS.....	11
7. OPERATIONAL RESULTS.....	12
7.1 GOVERNMENT EXPENDITURE	12
7.1.1 CURRENT EXPENDITURE.....	14
7.1.2 CAPITAL EXPENDITURE.....	21
7.2 SUBSIDY AND TRANSFERS	22
7.3 LOAN REPAYMENTS	24
7.4 ON-LENDING.....	28
7.5 GOVERNMENT EXPENDITURE BY SECTOR	28
7.6 BUDGET UTILIZATION	29
7.6.1 UNDER UTILIZATION OF CAPITAL BUDGET	30
7.7 ACHIEVEMENT OF FISCAL TARGETS	32
8. GOVERNMENT DEBT POSITION.....	33
8.1 DOMESTIC DEBT.....	33
8.2 EXTERNAL DEBT.....	33
9. SOVEREIGN GUARANTEE	43
10. GOVERNMENT'S EQUITY PORTFOLIO.....	43
11. CONSOLIDATED FUND ACCOUNT	46
12. GOVERNMENT BUDGET FUND ACCOUNT	47
12.1 RECONCILIATION DETAILS.....	47
13. REFUNDABLE DEPOSIT, REVOLVING AND TRUST FUNDS ACCOUNTS.....	48
14. OPERATION OF CURRENT DEPOSIT (CD) ACCOUNTS.....	49

FIGURES

Figure 1. Detail of Domestic Composition	7
Figure 2. External Grants Received during FY 2015-16.....	8
Figure 3. External Loans received during the FY 2015-16.....	10
Figure 4. Composition Government Expenditure	13
Figure 5. Top Five Current Expenditure for the FY 2015-16.....	14
Figure 6. Interest Payment for the FY 2015-16	15
Figure 7. Ratio of Revenue to Current Expenditure	20
Figure 8. Top 5 Capital Expenditure for the FY 2015-16	21
Figure 9. Subsidy payments during the FY 2015-16	23
Figure 10. % of Expenditure composition by sectors	29
Figure 11. Summary of Budget Undertilization for the FY 2015-16	30

SCHEDULE

SCHEDULE 1: SCHEDULE OF REVISED BUDGET AND ACTUAL EXPENDITURE COMPARISON FOR THE FY 2015-16	50
SCHEDULE 2: SCHEDULE OF EXPENDITURE SUMMARY BY OBJECT CLASS FOR THE FY 2015-16.....	69
SCHEDULE 3: SCHEDULE OF GRANTS RECEIVED: BY DONOR	72
SCHEDULE 4: SCHEDULE OF LOANS RECEIVED BY DONOR	150
SCHEDULE 5: SCHEDULE OF EXPENDITURE BY FUNCTION.....	153
SCHEDULE 6: SCHEDULE OF DEPOSITS DURING THE FY 2015-2016	229
SCHEDULE 7: SCHEDULE OF OTHER RECOVERIES AND REMITTANCES FOR THE FISCAL YEAR: 2015-16	230
SCHEDULE 8: SCHEDULE OF REVENUE RECEIPTS AND REMITTANCES FOR THE PERIOD : JULY TO JUNE FISCAL YEAR : 2015-2016	252
SCHEDULE 9: SCHEDULE OF MISCELLANEOUS RECEIPTS AND PAYMENTS FOR THE FY : 2015-2016.....	270
SCHEDULE 10: SCHEDULE OF UNCASHED CHEQUES OF THE FY 2015-16.....	294
SCHEDULE 11: SCHEDULE OF DECREASE AND INCREASE IN ADVANCES/SUSPENSE FOR THE FY 2015-2016	299
SCHEDULE 12: SCHEDULE OF GOVERNMENT CURRENT DEPOSIT ACCOUNTS FOR THE FY 2015-16.....	332
SCHEDULE 13: SCHEDULE OF REVENUE COLLECTION FOR THE FY 2015-16.....	348

TABLES

Table 1: FINANCING AND VARIANCE as on 30th June, 2016	2
Table 2: CONSOLIDATED RECEIPTS & PAYMENTS STATEMENT FOR THE YEAR ENDED 30 JUNE 2016	4
Table 3: GOVERNMENT RECEIPTS BY SOURCES	5
Table 4: SUMMARY OF REVENUE COLLECTIONS	6
Table 5: INTERNATIONAL ASSISTANCE (GRANTS) RECEIVED	8
Table 6: EXTERNAL LOANS RECEIVED DURING THE FY 2015-16	9
Table 7: STATEMENT OF RECOVERY OF LOANS DURING THE FY 2015-16	10
Table 8: STATEMENT OF OTHER RECEIPTS AND PAYMENTS FOR THE FY 2015-16	11
Table 9: SUMMARY OF EXPENDITURES	13
Table 10: STATEMENT OF INTEREST PAYMENTS	14
Table 11: STATEMENT OF INTEREST PAYMENTS DURING THE FY 2015-16: BY LENDER	15
Table 12: STATEMENT OF INTEREST PAYMENT DURING THE FY 2015-16: BY CORPN./RGoB	18
Table 13: CURRENT EXPENDITURE AND DOMESTIC REVENUE COMPARISON	20
Table 14: CAPITAL EXPENDITURE AND REPAYMENT COMPARED WITH GRANTS AND BORROWINGS	22
Table 15: GOVERNMENT SUBSIDY PROVIDED DURING THE FY 2015-16 (Nu. in million)	22
Table 16: STATEMENT OF PRINCIPAL LOAN REPAYMENT	24
Table 17: STATEMENT OF PRINCIPAL REPAYMENT DURING THE FY 2015-16: BY CORPORATIONS & RGoB	24
Table 18: STATEMENT OF PRINCIPAL REPAYMENT DURING THE FY 2015-16: BY LENDER	26
Table 19: STATEMENT OF ON-LENDING DURING THE FY 2015-16	28
Table 20: SUMMARY OF EXPENDITURE BY SECTORS FOR THE FY 2015-16	28
Table 21: SUMMARY OF BUDGET & EXPENDITURE COMPARISON FOR THE FY 2015-16	30
Table 22: SUMMARY OF CAPITAL BUDGET AND EXPENDITURE VARIANCE FOR THE FY 2015-16	31
Table 23: SUMMARY STATEMENT OF OUTSTANDING DEBT OF THE GOVERNMENT FOR THE PERIOD ENDED JUNE 30, 2016	35
Table 24 : THE DETAILED STATEMENT OF OUTSTANDING DEBT OF THE GOVERNMENT FOR THE PERIOD ENDED JUNE 30, 2016	36
Table 25: STATEMENT OF SOVEREIGN GUARANTEE ISSUED BY GOVERNMENT AS OF 30TH JUNE 2016	44
Table 26 STATEMENT OF GOVERNMENT EQUITY PORTFOLIO AS ON 30TH JUNE 2016	45
Table 27. RECONCILIATION OF GOVERNMENT CONSOLIDATED FUND ACCOUNT FOR THE FY 2015-16	46
Table 28: RECONCILIATION OF GOVERNMENT BUDGET FUND ACCOUNT FOR THE FY 2015-16	47
Table 29. STATEMENT OF OPERATION OF REFUNDABLE DEPOSITS, REVOLVING AND TRUST FUNDS ACCOUNTS FOR THE FY 2015-16	48
Table 30: STATEMENT OF CURRENT DEPOSIT ACCOUNT	49

1. EXECUTIVE SUMMARY

The original budget for the Fiscal Year (FY) 2015-16 was Nu. 45,504.591 million against the estimated resources of Nu. 41,017.888 million. This resulted in the fiscal deficit of Nu. 4,486.703 million and resource gap of Nu. 4,089.738 million.

During the FY, the budget was revised to Nu. 48,775.540 million and the resources to Nu. 44,677.102 million which also resulted in revising the fiscal deficit to Nu. 4,098.438 million and resource gap of Nu. 5,046.702 million.

However, at the close of the FY, the total actual outcome was Nu. 43,603.000 million against the total resources of Nu. 42,039.298 million resulting in a fiscal deficit of Nu. 1,563.702 million which is 1.1 % of Gross Domestic Product (GDP)¹. Although the fiscal deficit was financed with external borrowing of Nu. 1,818.681 million, after providing for repayment of Nu. 3,034.163 million, the resource gap was Nu. 2,779.184 million or about 2% of GDP.

The Government outstanding debt stock as on 30th June 2016 was Nu. 160,562.057 million (US\$ 2,370.794 million²) which is about 113% of GDP. The Government Equity Holdings and Government Guarantees as on 30th June 2016 were Nu. 49,294.172 million and Nu. 202.329 million³ respectively.

2. INTRODUCTION

The FY 2015-16 was a special year as the nation celebrated the 60th birth anniversary of His Majesty the Fourth Druk Gyalpo and the birth of His Royal Highness the Gyalsey. It was also important being the midterm of the 11th FYP, where Government allocated 24% of the plan outlay to intensify implementation of the plan activities. In addition, MTR of the 11th FYP was also carried out and APA were introduced.

3. BASIS FOR PREPARATION

The Annual Financial Statements (AFS) reporting on the budgetary operations of the Royal Government of Bhutan (RGoB) for the FY 2015-16 has been prepared by the Department of Public Accounts (DPA) as per the provisions of the Public Finance Act, 2007 (PFA 2007) and Public Finance (Amendment) Act 2012 and the Financial Rules and Regulations, 2001 (FRR 2001).

The financial statements are based on the monthly accounts of the budgetary bodies recorded in the Public Expenditure Management System (PEMS) and information received from other relevant agencies and organizations. The statements and schedules presented in the AFS reflect the financial position of the RGoB as on 30th June 2016.

1 GDP as per National Statistics Bureau is Nu. 142,107.103 million

2 Refer Table 23 & Table 24

3 Refer Table 25 & Table 26

4. FISCAL PERFORMANCE

The original budget for the FY 2015-16 was Nu. 45,504.591 million against the estimated resource of Nu. 41,017.888 with a fiscal deficit of Nu. 4,486.703 million. with the scheduled loan repayment of Nu. 3,023.541 and the borrowing of Nu. 3,420.506 million, the resource gap was estimated at Nu. 4,089.738 million.

During the year, the outlay was revised to Nu. 48,775.540 million and resources to Nu. 44,677.102 million. This has resulted in a fiscal deficit of Nu. 4,098.438 million and a resource gap of Nu. 5,046.702 million.

However, at the end of the FY, the actual outcome was Nu. 43,603.000 million against the resources of Nu. 42,039.298 million resulting in a fiscal deficit of Nu. 1,563.702 million (1.1% of GDP). With the loan repayment of Nu. 3,034.453 million against the external borrowing of Nu. 1,818.681 million, it has resulted in resource gap of Nu. 2,779.184 million (2% of GDP).

The statement of comparison of original and revised budget with that of actual outcomes and its financing is presented in Table 1.

Table 1: FINANCING AND VARIANCE as on 30th June, 2016

	Particulars	Nu. in million			% Variance	
		Original Budget	Revised Budget	Actual Outcomes	Original Vs Revised	Revised Vs Actual
A	RESOURCES	41,017.888	44,677.102	42,039.298	8.9%	(5.9%)
	I. Domestic Revenue	26,145.124	26,293.685	28,033.812	0.6%	6.6%
	i. Tax	19,197.949	18,390.779	19,884.626	(4.2%)	8.1%
	ii. Non-Tax	6,947.175	7,902.906	8,149.186	13.8%	3.1%
	II. Other Receipts (Net)	-	651.189	(884.124)	-	(235.8%)
	III. Grants	14,872.764	17,732.228	14,889.610	19.2%	(16.0%)
	i. Programme grants	2,746.000	2,845.015	2,340.015	3.6%	(17.8%)
	a) Gol	1,700.000	1,700.000	1,275.000	0.0%	(25.0%)
	b) Other Donors	1,046.000	1,145.015	1,065.015	9.5%	(7.0%)
	ii. Project-tied grants	12,126.764	14,887.213	12,549.595	22.8%	(15.7%)
	a) Gol	9,548.657	11,067.664	9,446.698	15.9%	(14.6%)
	b) Other Donors	2,578.107	3,819.549	3,102.897	48.2%	(18.8%)

	Particulars	Nu. in million			% Variance	
		Original Budget	Revised Budget	Actual Outcomes	Original Vs Revised	Revised Vs Actual
B	OUTLAY	45,504.591	48,775.540	43,603.000	7.2%	(10.6%)
	I. Total Expenditure	47,348.166	50,443.329	44,688.447	6.5%	(11.4%)
	i. Current	23,871.321	23,865.097	22,880.591	0.0%	(4.1%)
	ii. Capital	23,476.845	26,578.232	21,807.856	13.2%	(17.9%)
	II. Net Lending	(1,843.575)	(1,667.789)	(1,885.332)	(9.5%)	13.0%
	III. Advance/ Suspense(Net)	-	-	799.885	-	-
C	OVERALL BALANCE	(4,486.703)	(4,098.438)	(1,563.702)	(8.7%)	(61.8%)
D	FINANCING	4,486.703	4,098.438	1,563.702	8.7%	61.8%
	Net Borrowing	396.965	(948.264)	(1,215.482)	338.9%	(28.2%)
	i. Borrowings	3,420.506	2,086.189	1,818.681	39.0%	12.8%
	ii. Repayments	3,023.541	3,034.453	3,034.163	(0.4%)	0.0%
	RESOURCE GAP/ SURPLUS	(4,089.738)	(5,046.702)	(2,779.184)	(23.4%)	44.9%
<p><i>Note: Internal borrowing and repayment excludes T-Bills issued for cash management purpose. To manage cash flow fluctuations, T-Bills with maturities of 30, 60 and 90 days were issued, all of which were redeemed before the end of fiscal year. The total redemption on account of issuance and roll-over of T-Bills amounted to Nu. 20,940.792 million during the fiscal year; net borrowing by T-bills was zero.</i></p>						

5. RECEIPTS AND PAYMENTS

The consolidated receipt and payment statement of the Government for the year ended 30th June 2016, is presented in Table 2 along with the sources and application of funds and the cost of debt servicing. The FY started with the negative balance of Nu. 1,752.450 million and also ended with negative balance of Nu. 4,531.634 million.

Table 2: CONSOLIDATED RECEIPTS AND PAYMENTS STATEMENT FOR THE YEAR ENDED 30 JUNE 2016

(Nu. in Million)

RECEIPTS	2015-16	PAYMENTS	2015-16
Opening Balance	(1,752.450)	Expenditure	44,688.448
i) Cash	57.226	i) Current	22,880.591
ii) Bank	(1,809.676)	ii) Capital	21,807.856
Internal Revenue	28,033.812	Repayment of Loans	3,034.163
i) Tax Revenue	19,884.626	i) Internal	183.834
ii) Non Tax Revenue	8,149.186	ii) External	2,850.329
External Grants	14,889.610	Lendings	214.889
i) Cash	14,341.335	i) To individuals	0.000
ii) Kind	548.276	ii) To Corporations	214.889
Borrowings	1,818.681	Other payments	8,999.805
i) Internal	0.000	Increase in Advances/ Suspense	13,063.850
ii) External	1,818.681		
Recovery of Loans	2,100.221	Closing Balance	(4,531.634)
Other Receipts	8,115.681	i) Cash	57.943
Decrease in advances/ Suspense	12,263.965	ii) Bank	(4,589.577)
Total Receipts	65,469.521	Total Payments	65,469.521
<i>Note</i>			
<i>Internal borrowing and repayment excludes T-Bills issued for cash management purpose. To manage cash flow fluctuations, T-Bills with maturities of 30, 60 and 90 days were issued, all of which were redeemed before the end of fiscal year. The total redemption on account of issuance and roll-over of T-Bills amounted to Nu. 20,940.792 million during the fiscal year.</i>			

The main elements of the receipt and payments statements are presented individually from next section.

6. GOVERNMENT RECEIPTS BY SOURCES

The sources of government fund can broadly be categorised into four: revenue, grants, borrowings and recovery of loans. The details of receipts for the FY 2015-16 and the percentage composition of each source of receipts along with the percentage change is presented in Table 3.

Table 3: GOVERNMENT RECEIPTS BY SOURCES

SI. No.	SOURCES	(Nu. in millions)		% of Total	% Change	% of GDP
		2014-15	2015-16			
1	Internal Revenue	25,141.030	28,075.611	53.1%	11.7%	19.7%
2	Grants	9,955.020	14,889.610	21.0%	(33.1%)	10.4%
3	Borrowings	1,685.268	1,818.681	3.6%	(7.3%)	1.3%
	a. Internal	-		0.0%	0.0%	0.0%
	b. External	1,685.268	1,818.681	3.6%	(7.3%)	1.3%
4	Recovery of Loans	2,730.550	2,100.221	5.8%	30.0%	1.5%
5	Other Receipts	7,857.610	8,115.681	16.6%	(3.2%)	5.7%
	Total	47,369.479	54,999.805	100.0%	(13.9%)	38.6%

Note:

For FY 2015-16 Internal borrowing and repayment excludes T-Bills issued for cash management purpose. To manage cash flow fluctuations, T-Bills with maturities of 30, 60 and 90 days were issued, all of which were redeemed before the end of fiscal year. The total redemption on account of issuance and roll-over of T-Bills amounted to Nu. 20,940.792 million during the fiscal year.

Source: DRC, GNHC and DPA

6.1 DOMESTIC REVENUE

The total domestic revenue realized during the FY was Nu. 28,033.812 million recording an increase of 11.5 % over the prior fiscal year. Both the tax revenue and non-tax revenue increased by 8.1% and 20.7% respectively. A statement of domestic revenue collected during the FY 2015-16 and its comparison to the FY 2014-15 is presented in Table 4

Table 4: SUMMARY OF REVENUE COLLECTIONS

CODE	REVENUE HEADS	2014-15	2015-16	% Change	% of GDP
1	Tax Revenue	18,387.335	19,884.626	8.1%	14.0%
1.1	Direct Tax	11,626.968	12,200.094	4.9%	8.6%
1.1.1	Corporate Income Tax	6,488.775	7,459.579	15.0%	5.2%
1.1.2	Business Income Tax	1,585.022	1,175.298	(25.8%)	0.8%
1.1.3	Personal Income Tax	1,536.156	1,770.362	15.2%	1.2%
1.1.4	Other Direct Tax Revenue	452.976	256.026	(43.5%)	0.2%
1.1.5	Royalties	1,564.039	1,538.829	(1.6%)	1.1%
1.2	Indirect Tax	6,760.368	7,684.533	13.7%	5.4%
1.2.1	Bhutan Sales Tax	3,060.067	3,576.482	16.9%	2.5%
1.2.3	Excise Duty	2,686.847	2,483.068	(7.6%)	1.7%
1.2.4	Import Duty	447.401	597.392	33.5%	0.4%
1.2.5	Other Indirect Tax	20.182	20.469	1.4%	0.0%
1.2.6	Green Tax	545.870	1,007.121	84.5%	0.7%
2	Non Tax Revenue	6,753.695	8,149.186	20.7%	5.7%
2.1	Fees, Dividends, Profits	6,643.633	8,028.736	20.8%	5.6%
2.1.1	Administrative Fees & Charges	350.521	714.227	103.8%	0.5%
2.1.2	Revenue from Government Departments	454.169	498.478	9.8%	0.3%
2.1.3	Dividends	3,692.133	3,785.694	2.5%	2.7%
2.1.5	Other Non-Tax Revenue	115.374	86.706	(24.8%)	0.1%
2.1.6	Interest on loan from corporations	2,031.435	2,154.954	6.1%	1.5%
2.1.7	Transfer of Profits	0.000	788.678	-	0.6%
2.2	Capital Revenue	110.062	120.450	9.4%	0.1%
	TOTAL REVENUE	25,141.030	28,033.812	11.5%	19.7%

Source: Department of Revenue and Customs

6.1.1 REVENUE GROWTH

The total domestic revenue increased by Nu. 2,897.92 million during FY 2015-16 from the previous fiscal year. The increase was largely on account of the following notable increases:

- Increase in green tax by 84%, from Nu. 545.870 million to Nu. 1,007.121 million.
- Increase in other direct tax revenue by 296%, from Nu. 452.976 million to Nu. 1794.855 million.
- Increase in administrative fees and charges by 104%, from Nu. 350.521 million to Nu. 714.227 million.

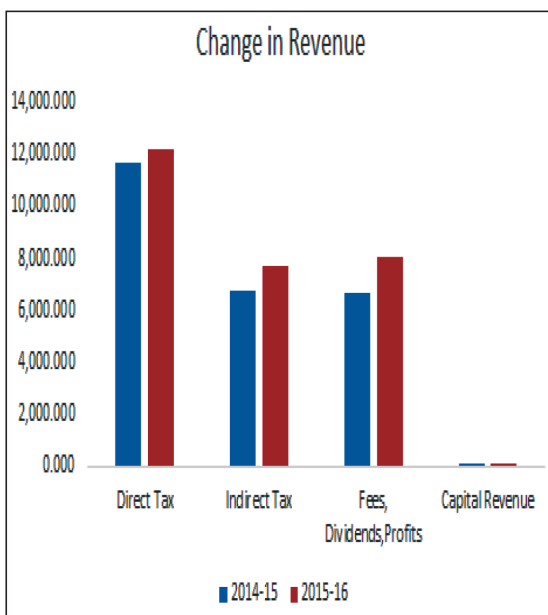


Figure 1. Detail of Domestic Revenue Composition

The revenue was adequate to finance 62.7% of the total expenditure for the FY 2015-16. This is about 6.2% lower coverage compared to the previous FY.

The lower coverage of outlay by internal revenue in FY 2015-16 was due to manifold increase in outlay in the fiscal year as compared to percentage increase in revenue. While the revenue grew by 11.5% in FY 2015-16 from the prior year, the total outlay increased by 22.5%.

6.2 EXTERNAL GRANTS

External grants have been another important source of finance for Bhutan since the start of planned development activities in the country. Government of India provides major portion of external grant for various planned activities. The details of grants received during the FY are presented in the Table 5.

Table 5: INTERNATIONAL ASSISTANCE (GRANTS) RECEIVED

PARTICULARS	Nu. in millions		% Change	% of GDP
	2014-15	2015-16		
a) GOI	6,593.760	10,721.698	62.6%	7.5%
1. Program Grant	2,125.000	1,275.000	(40.0%)	0.9%
2. Project Grant	4,468.760	9,446.698	111.4%	6.6%
i. Cash	4,468.760	9,446.698	111.4%	6.6%
ii. Kind	0.0	0.000	0.0%	0.0%
b) Other Donors	3,361.261	4,167.913	24.0%	2.9%
1. Program Grant	0.0	1,065.015	100.0%	0.7%
2. Project Grant	3,361.261	3,102.898	(7.7%)	2.2%
i. Cash	2,797.598	2,554.622	(8.7%)	1.8%
ii. Kind	563.663	548.276	(2.7%)	0.4%
Total	9,955.020	14,889.610	49.6%	10.4%

The government received Nu. 14,889.610 million as grants from external donors during the FY 2015-16, which is 49.6% more than the prior fiscal year. It constituted about 35.4% of total resources. The increase in the grant receipts is due to the receipt of program grants amounting to Nu. 1,065.015 million from the ADB and increase in fund receipt from the Government of India against the Project Tied Activities.

The grants received exclude fund directly disbursed by the Government of India to the project authorities of Punatshangchhu I (Nu. 4,120.000 m), Punatshangchhu II (Nu.1,533.500 m) and Mangdechhu (Nu. 900.000 m). Further, the direct disbursement of Nu. 447.368 million by the GoI to Project DANTAK for Trashigang-Yadihighway was also not included.

The external grant was able to finance 33.3% of the total expenditure in the FY 2015-16.

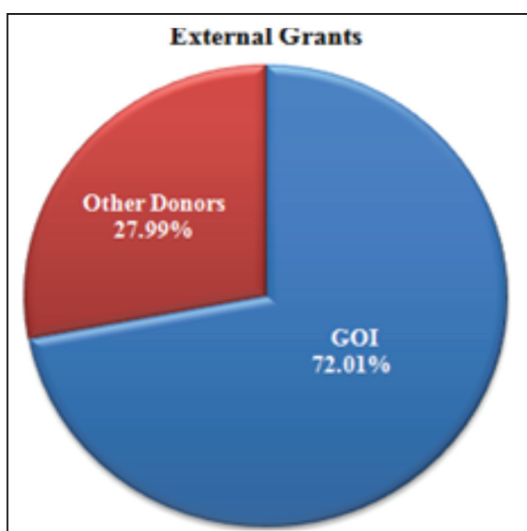


Figure 2. External Grant Received during FY 2015-16

6.3 BORROWINGS

6.3.1 INTERNAL BORROWINGS

During the FY, the Government has raised Nu. 20,940.792 million from the domestic market through issuance of series of Treasury Bills (T-Bills) to meet the cash shortfalls. The T-Bills were fully redeemed upon maturity by the closure of the FY.

6.3.2 EXTERNAL BORROWINGS

The government has borrowed Nu. 1,818.681 million from external donors during the FY 2015-16 which included direct disbursement of Nu. 9.569 million and Nu. 40.150 million by ADB and JICA respectively for rural electrification project. The external borrowing recorded an increase of Nu. 133.312 million (7.9%) as compared to the previous fiscal year. The borrowings were mostly on concessional terms from bilateral and multilateral development partners. The statement of external borrowings during the FY 2015-16 is presented in Table 6.

Table 6: EXTERNAL LOANS RECEIVED DURING THE FY 2015-16

SL NO	LENDER	Nu. in million		
		IN-CASH	IN-KIND	TOTAL
1	Asian Development Bank	47.238	9.569	56.807
2	International Development Association	1,571.349	0.000	1,571.349
3	International Fund for Agriculture Development	61.552	0.000	61.552
4	Japan International Cooperation Agency	88.824	40.150	128.974
Total External		1,768.963	49.719	1,818.681

Of the total external borrowing, Nu. 1,312.45 million (72.2%) was for Second Development Policy Credit to Ministry of Finance from IDA.8% of the total borrowings were for Urban Infrastructure & Development projects and the rest were mostly for agriculture-related projects.

The total external borrowing excludes borrowings from Government of India for the on-going hydropower projects. During the FY the GoI has disbursed directly to the project authorities of Punatshangchhu I (Nu.11,120.000 m), Punatshangchhu II (Nu. 6,503.167m) and Mangdechhu (Nu. 12,386.823m).

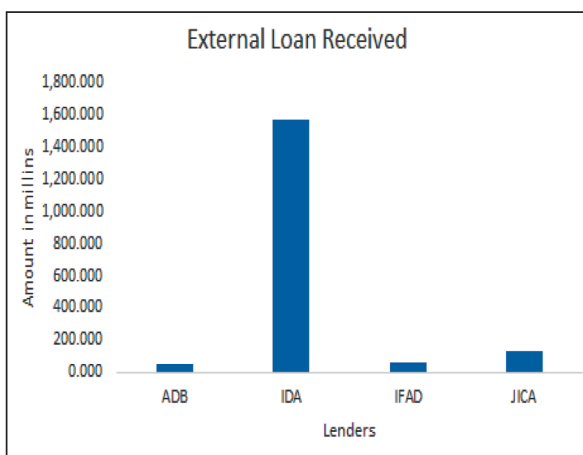


Figure 3. External Loans received during the FY2015-16

6.4 RECOVERY OF LOANS

The receipt from recovery of loan principal during the fiscal year was Nu. 2,100.221 million as presented in the Table 7.

Table 7: STATEMENT OF RECOVERY OF LOANS DURING THE FY 2015-16

Sl. No.	Lender	Agencies	Project	Nu. in millions
A. INTERNAL				25.358
1	NPPF/ BHTF	Drukair Corporation	Purchase of Aircraft for Drukair	25.358
B. EXTERNAL				2,074.863
1	GoI	DGPC	KHPC	93.333
2	GoI	DGPC	THPA	1,342.591
Sub Total GoI				1,435.925
3	ADB	BDBL	BDFC Loan BHU-934	0.929
4	ADB	BDBL	BDFC Loan BHU-1566	11.889
5	ADB	BPCL	RE- I BHU 1375	8.304
6	ADB	BPCL	RE-II BHU 1712	18.326
7	ADB	BPCL	RE-III -BHU 2009	18.228
8	ADB	BDBL	BDFC ADB 0088/0089 BHU (SF) MSME	16.258

Sl. No.	Lender	Agencies	Project	Nu. in millions
9	ADB	DGPC	Green Power Development Project (2463-BHU OCR)	38.198
Sub Total ADB				112.132
10	IFAD	BDBL	BDFC Loan BHU-512	1.403
11	IFAD	BDBL	BDFC Loan AMEPP BHU- 659	1.806
Sub Total IFAD				3.209
12	Austria	DGPC	BHPCL (Upper Stage)	35.400
13	Austria	DGPC	BHPCL (Lower Stage)	109.925
14	Austria	DGPC	Dagachu Hydro Power Project	282.888
Sub Total AUSTRIA				428.213
13	Denmark	BTL	Rural Telecom - 1674	95.384
Sub Total Denmark				95.384
Total Recoveries (Internal + External)				2,100.221

6.5 OTHER RECEIPTS AND PAYMENTS

The statement of Other Receipts and Payments during the FY 2015-16 is presented in Table 8.

Table 8: STATEMENT OF OTHER RECEIPTS AND PAYMENTS FOR THE FY 2015-16

PARTICULARS		(Nu. in millions)		
		RECEIPTS	PAYMENTS	NET
A	BUDGET FUND ACCOUNT	845.435	0.010	845.425
i	Prior year expenses	40.866	0.000	40.866
ii	Prior year advances	65.077	0.000	65.077
iii	Closing cash balances	97.691	0.000	97.691
iv	Refundable External Grants	4.499	0.000	4.499
v	Others*	100.669	0.010	100.658
vi	Others (LC/PLC)**	13.402	0.000	13.402
vii	Internal Funds***	23.232	0.000	23.232
viii	Recoupments from Refundable Deposits	500.000	0.000	500.000
B	NON-REVENUE ACCOUNT	2,430.898	0.000	2,430.898
i	Deposits as per BOBL	2,430.898	0.000	2,430.898
C	AGENCIES ACCOUNTS	4,820.857	8,999.795	(4,178.938)
i	Others Recoveries & Remittances	3,076.132	3,090.947	(14.815)

PARTICULARS		(Nu. in millions)		
		RECEIPTS	PAYMENTS	NET
ii	Revenue Receipts & Remittances	1,144.208	1,144.208	0.000
iii	Miscellaneous Receipts & Payments	600.517	4,764.640	(4,164.123)
D	OTHER ADJUSTMENTS	18.491	0.000	18.491
i	Uncashed Cheques of FY 2015-16	18.491	0.000	18.491
TOTAL		8,115.681	8,999.805	(884.124)

*Others include funds transferred from Audit Recoveries Account (Nu. 78.740 million) and Current Deposit Account of Finance and Procurment Sub-Committee for the celebration of 60th Birth Anniversary of Drukgyal Zhipa (Nu. 21.603 million).

**Other (LCs/PLCs) includes mainly the surrender of fund balance under Deposit Works, gratuity of officials on completion of Secondment, recoveries of financial penalties on training obligations, etc.

***Internal fund pertains to fund transferred from Wangdue Phodrang Dzong Reconstruction Account.

Those categories under B, C and D have the detailed schedules included as part of this report.

7. OPERATIONAL RESULTS

7.1 GOVERNMENT EXPENDITURE

This section presents the application of government fund. The government uses its receipts to pay the following broad categories of expenditures:

- 1) Current
- 2) Capital
- 3) Repayment
- 4) Lending

The Table 9 shows a summary of government payments or expenditure during the FY 2015-16.

Table 9: SUMMARY OF EXPENDITURES

OVERHEADS	(Nu. in million)		% Change	% of GDP
	2014-15	2015-16		
EXPENDITURE	36,475.848	44,688.448	22.5%	31.4%
Current	21,032.044	22,880.591	8.8%	16.1%
Capital	15,443.805	21,807.856	41.2%	15.3%
Repayments	2,771.677	3,034.163	9.5%	2.1%
Internal	175.302	183.834	4.9%	0.1%
External	2,596.374	2,850.329	9.8%	2.0%
On Lending	177.803	214.889	20.9%	0.2%
GRAND TOTAL	39,425.329	47,937.500	21.6%	33.6%

Note:

Internal borrowing and repayment excludes T-Bills issued for cash management purpose. To manage cash flow fluctuations, T-Bills with maturities of 30, 60 and 90 days were issued, all of which were redeemed before the end of the fiscal year. The total redemption on account of issuance and roll-over of T-Bills amounted to Nu. 20,940.792 million during the fiscal year.

The total expenditure for the fiscal year 2015-16 increased by Nu. 8,582.172 million (21.8%) from the previous fiscal year.

Composition of government expenditure

The current and capital expenditure accounted for 93.2% of the total payments for the fiscal year 2015-16, and the capital expenditures accounted for 45.5% of the total expenditure. The loan repayments were 6.3% of the total, and on-lending accounted for 0.4% of the total payment.

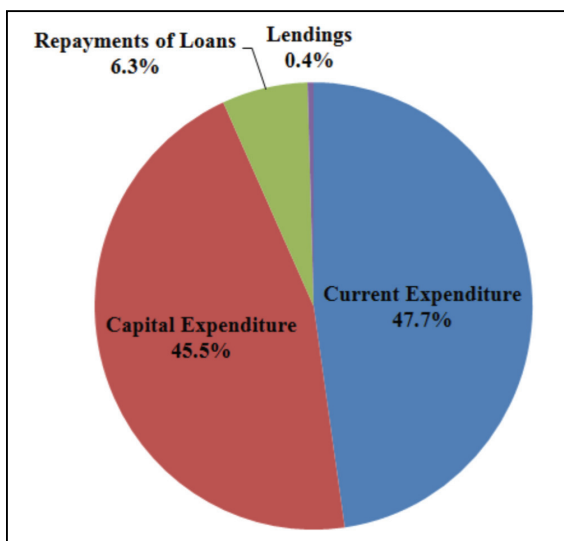


Figure 4. Composition of government expenditure

7.1.1 CURRENT EXPENDITURE

The current expenditure for the fiscal year 2015-16 totaled to Nu. 22,880.591 million an increase by 8.8% from the previous fiscal year.

The five categories of current expenditure (Figure 5) combined accounted for 72% of the total current expenditure.

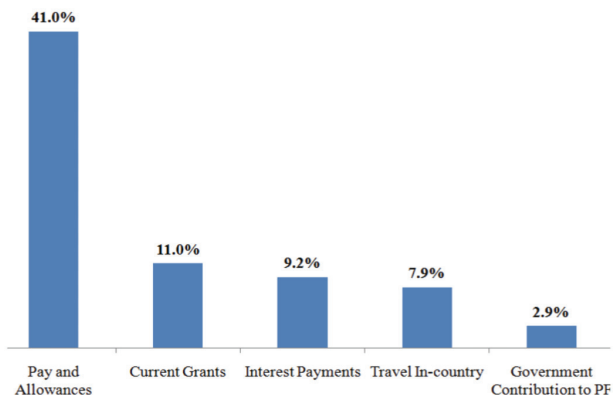


Figure 5. Top five current expenditure for FY 2015-16

The pay and allowances, including other personnel emoluments, was the largest element in the current expenditure accounting for 41% of the total current expenditure. The increase in current expenditure was mainly on account of establishment of central schools and upward revision of pay and allowances for RBP.

7.1.1.1 INTEREST PAYMENTS

The total interest payment made during the FY amounted to Nu. 2,109.083 million. This consists of Nu. 78.000 million on internal borrowings and Nu. 2,031.083 million on external borrowings. The summary of interest payments for FY 2014-15 and FY 2015-16 is presented below:

Table 10: STATEMENT OF INTEREST PAYMENTS

INTEREST	(Nu. in million)		% Change	% of Internal Revenue	% of Current Expenditure
	2014-15	2015-16			
On Internal Loans	45.084	78.000	73.0%	0.3%	0.3%
On External Loans	1,979.856	2,031.083	2.6%	7.2%	8.9%
Total	2,024.940	2,109.083	4.2%	7.5%	9.2%

Source: Department of Public Accounts

The statement of interest payment is also presented in a graphic form in figure 6 below.

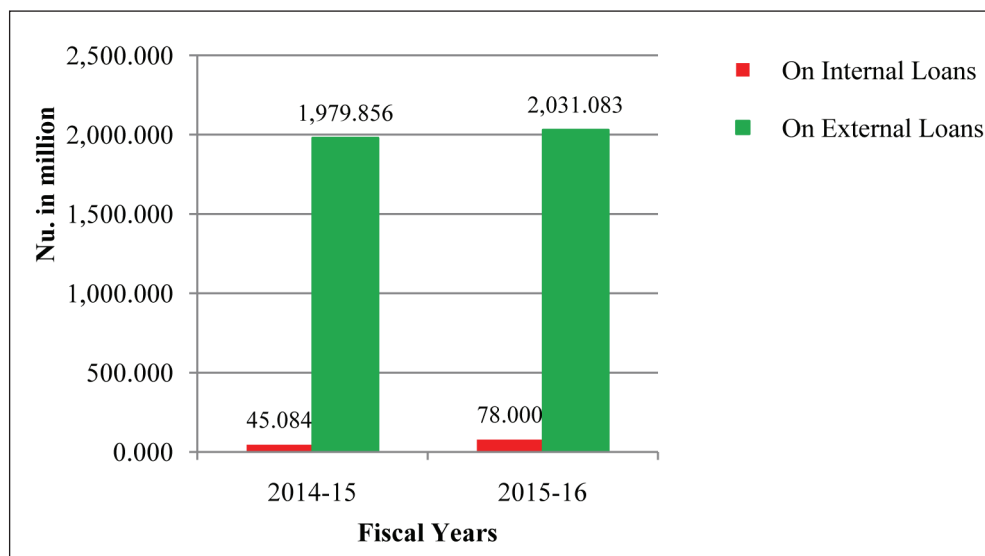


Figure 6: Interest Payments for the FY 2015-16

The detailed statement of interest payment during the FY is presented in Table 11.

TABLE 11: STATEMENT OF INTEREST PAYMENTS DURING THE FY 2015-16: BY LENDER

Lender	Project	(Nu. in Millions)
A. INTERNAL		78.000
BoB/RMA	Ways and Means Advance	3.507
BoBL/BDBL/TCB/DPNBL	Treasury Bills (T-Bills)	59.208
NPPF	Construction of staff Quarters at Phuntsholing hospital	5.642
NPPF	First Air Craft Loan	5.848
BHTF	First Air Craft Loan	3.795
B. EXTERNAL		2,031.083
ADB	Multi Project - I	0.955
ADB	Multi Project -II	2.699
ADB	Chirang Hill Irrigation	0.274
ADB	Road Mechanisation	1.197
ADB	East West Highway	2.289

Lender	Project	(Nu. in Millions)
ADB	Highland Livestock Development Project (HDLP)	1.449
ADB	Industrial Estate	0.264
ADB	Bhutan Development Finance Corporation (BDFC)	0.565
ADB	Technical & Vocational Education Training	1.855
ADB	Rural Electrification - I	3.433
ADB	Financial Sector Development	2.209
ADB	Development Finance Loan	2.072
ADB	Urban Infrastructure Improvement	3.077
ADB	Sustainable rural Electrification (RE-II)	5.933
ADB	Health Care Reform	5.761
ADB	Road Improvement	6.472
ADB	Basic Skill Development	4.963
ADB	Rural Electrification & Network Expansion (RE III)	6.810
ADB	Road Network Project	22.935
ADB	Urban Infrastructure Project	20.055
ADB	Financial Sector Development Program	9.557
ADB	Financial Sector Development Program	1.162
ADB	Green Power Development Project (OCR)	17.556
ADB	Green Power Development Project (ADF)	54.421
ADB	SASEC Trade Facilitation Program Loan-	5.054
ADB	Strengthening Economic Management Program	8.413
ADB	Additional Financing for Dagachhu	20.900
ADB Total		212.330
Austrian	Basochhu Hydro Power - Lower Stage	40.675
Austrian	Dagachu Hydropower Project (RBI)	181.722
Austrian	The Financing of RE	1.986
AUSTRIAN Total		224.384
GOI	Kurichhu Hydro Power Corporation (KHPC)	201.694
GOI	Tala Hydro Power Project (THPP)	1,243.714
GoI Total		1,445.408
IDA	Technical Assistance (TA)	0.882
IDA	Forestry Development Project -I	1.424
IDA	Bhutan Calcium Carbide Limited (BCCL)	2.211
IDA	Primary Education Project (PEP)	0.979
IDA	Second Forestry Development Project -II	0.190
IDA	Third Forestry Development Project -III	1.748
IDA	Second Education Project (SEP)	5.333
IDA	Rural Access Project (RAP)	5.063

Lender	Project	(Nu. in Millions)
IDA	Urban Development Project	4.755
IDA	Education Development Project (EDP)	13.803
IDA	Decentralised Rural Development Project (DRDP)	3.068
IDA	Development Policy Financing for Institutional Strengthening	5.182
IDA	Second Urban Development Project	3.414
IDA	First Development Policy Credit	11.392
IDA	Wildlife Protection Phase II	0.892
IDA	Development Policy Credit I	43.532
IDA	Remote Rural Communities Development	7.171
IDA	Urban Development Project	0.375
IDA	Fiscal Sustainability Inv. Climate DPC	18.147
IDA Total		129.561
IFAD	Small Farms Development	1.340
IFAD	Trashigang-Mongar Area Development Project	1.210
IFAD	Punakha-Wangdue Valley Development Project	1.033
IFAD	First Eastern Zone Agriculture Project (FEZAP)	1.714
IFAD	Second Eastern Zone Agriculture Project (SEZAP)	3.805
IFAD	Agri. Mkting& E/prise Promo. Prog. (AMEPP)	6.383
IFAD	Market Access and Growth Intensification Project (MAGIP)	3.728
IFAD Total		19.214
JICA	Rural Electrification Phase -I JICA	0.186
JICA Total		0.186
GRAND TOTAL		2,109.082

The payment of interest is also categorized based on the usage of loans by RGoB and by Corporation as presented in Table 12.

TABLE 12: STATEMENT OF INTEREST PAYMENT DURING THE FY 2015-16: BY CORPN./RGoB

Corpn./RGoB	Lender	Project	(Nu. in Millions)
Corpn.	NPPF	Construction of staff quarter sat P/ling hospital	5.642
Corpn.	NPPF	Purchase of First Air Craft	5.848
Corpn.	BHTF	Purchase of First Air Craft	3.795
NPPF/BHTF Total for Corporation			15.285
Corpn.	ADB	Bhutan Development Finance Corporation	0.565
Corpn.	ADB	Rural Electrification - I	3.433
Corpn.	ADB	Development Finance Loan	2.072
Corpn.	ADB	Sustainable rural Electrification (RE-II)	5.933
Corpn.	ADB	Rural Electrification & Network Expansion (RE III)	6.810
Corpn.	ADB	Green Power Development Project (OCR)	17.556
Corpn.	ADB	Green Power Development Project (ADF)	54.421
Corpn.	ADB	Additional Financing for Dagachhu	20.900
ADB Total for Corporation			111.690
Corpn.	Austrian	Basochhu Hydro Power Corporation - Lower Stage	40.675
Corpn.	Austrian	Dagachu Hydropower Project (RBI)	181.722
Corpn.	Austrian	The Financing of RE	1.986
AUSTRIAN Total for Corporation			224.384
Corpn.	GOI	Kurichhu Hydro Power Corporation	201.694
Corpn.	GOI	Tala Hydro Power Project	1,243.714
GoI Total for Corporation			1,445.408
Corpn.	IDA	Bhutan Calcium Carbide Limited	2.211
IDA Total for Corporation			2.211
Corpn.	JICA	Rural Electrification Phase -I	0.186
JICA Total for Corporation			0.186
Total for Corporation used Loan			1,799.164
RGoB	ADB	Multi Project - I	0.955
RGoB	ADB	Multi Project -II	2.699
RGoB	ADB	Chirang Hill Irrigation	0.274
RGoB	ADB	Road Mechanisation	1.197
RGoB	ADB	East West Highway	2.289
RGoB	ADB	Highland Livestock Development Project	1.449
RGoB	ADB	Industrial Estate	0.264
RGoB	ADB	Technical & Vocational Education Training	1.855
RGoB	ADB	Financial Sector Development	2.209
RGoB	ADB	Urban Infrastructure Improvement	3.077

Corpn./ RGoB	Lender	Project	(Nu. in Millions)
RGoB	ADB	Health Care Reform	5.761
RGoB	ADB	Road Improvement	6.472
RGoB	ADB	Basic Skill Development	4.963
RGoB	ADB	Road Network Project	22.935
RGoB	ADB	Urban Infrastructure Project	20.055
RGoB	ADB	Financial Sector Development Program	9.557
RGoB	ADB	Financial Sector Development Program	1.162
RGoB	ADB	SASEC Trade Facilitation Program Loan	5.054
RGoB	ADB	Strengthening Economic Management Program	8.413
ADB Total for RGoB			100.640
RGoB	IDA	Technical Assistance (TA)	0.882
RGoB	IDA	Forestry Development Project	1.424
RGoB	IDA	Primary Education Project (PEP)	0.979
RGoB	IDA	Second Forestry Development Project -II	0.190
RGoB	IDA	Third Forestry Development Project -III	1.748
RGoB	IDA	Second Education Project	5.333
RGoB	IDA	Rural Access Project	5.063
RGoB	IDA	Urban Development Project	4.755
RGoB	IDA	Education Development Project	13.803
RGoB	IDA	Decentralised Rural Development Project	3.068
RGoB	IDA	Development Policy Financing for Institutional Strengthening	5.182
RGoB	IDA	Second Urban Development Project	3.414
RGoB	IDA	First Development Policy Credit	11.392
RGoB	IDA	Wildlife Protection Phase II	0.892
RGoB	IDA	Development Policy Credit I	43.532
RGoB	IDA	Remote Rural Communities Development	7.171
RGoB	IDA	Urban Development Project	0.375
RGoB	IDA	Fiscal Sustainability Inv. Climate DPC	18.147
IDA Total for RGoB			127.349
RGoB	IFAD	Small Farms Development	1.340
RGoB	IFAD	Trashigang-Mongar Area Development Project	1.210
RGoB	IFAD	Punakha-Wangdue Valley Development Project	1.033
RGoB	IFAD	First Eastern Zone Agriculture Project	1.714
RGoB	IFAD	Second Eastern Zone Agriculture Project	3.805
RGoB	IFAD	Agriculture Marketing& Entrprise Promotion Prog.	6.383
RGoB	IFAD	Market Access and Growth Intensification Project	3.728
IFAD Total for RGoB			19.214

Corpn./ RGoB	Lender	Project	(Nu. in Millions)
RGoB	BoB/RMA	Ways and Means Advance	3.507
RGoB	BoBL/BDBL/TCB/DPNBL	Treasury Bills (T-Bills)	59.208
Total for RGoB			62.715
Total for RGoB used Loan			309.918
GRAND TOTAL			2,109.082

The ratio of domestic revenue to current expenditure for the FY 2015-16 is presented in the Table 13.

Table 13: CURRENT EXPENDITURE AND DOMESTIC REVENUE COMPARISON

PARTICULARS	FISCAL YEARS	
	2014-15	2015-16
Current Expenditure	21,032.044	22,880.591
Domestic Revenue	25,141.030	28,033.812
% Coverage of current expenditure	120%	123%

Source: Department of Revenue and Customs and Budgetary Bodies

The constitution requires the government to “ensure that the cost of recurrent expenditures is met from the internal resources of the country”.

The ratio of domestic revenue to recurrent expenditure measures the coverage of recurrent expenditure by the domestic revenue. The figure 7 presents the ratio for the last five fiscal years.

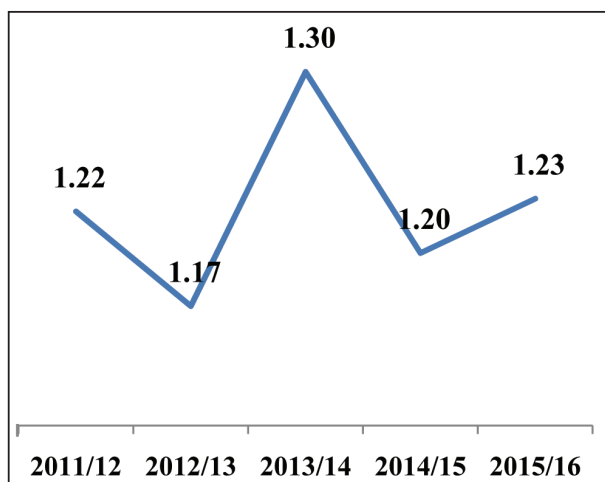


Figure 7. Ratio of Revenue to Current Expenditure

In the fiscal year 2015-16, ratio of domestic revenue to recurrent expenditure was 1.23. Thus, the domestic revenue for the year was 23% more than the current expenditure, comfortably meeting the constitutional requirement.

Though the ratio has fluctuated over the years, domestic revenue was able to meet the cost of recurrent expenditures in all these years.

7.1.2 CAPITAL EXPENDITURE

The total capital expenditure for the FY 2015-16 was Nu. 21,807.856 million, an increase by Nu. 6,364.052 million or 41.2% as compared to the previous fiscal year.

The figure 8 presents five largest components of capital expenditure for the fiscal year 2015-16.

The major portions of the expenditure were for the construction of roads and buildings. These two categories combined accounted for 51.6% of the total capital expenditure.

The capital grants to various institutions made up 6.9% of the total capital expenditure. The four Thromdes combined received 45% of the total capital grants.

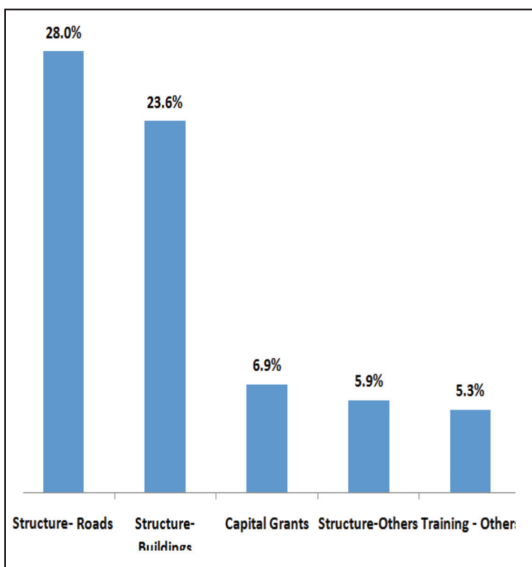


Figure 8. Top 5 Capital Expenditure for the FY 2015-16

The increase in capital expenditure was mainly on account of expenditure on construction of Northern East-West Highway, new GC roads, hospitals (Tsirang, Gelephu, Deothang, Samtse), public health laboratory, construction and renovation of dzongs (Pema Gatshel, Wangdue Phodrang, Gasa, Trashigang) and blacktopping of Gewog Center (GC) roads.

The percentage coverage of capital expenditure and repayment by grants and borrowings is presented in the Table 14:

Table 14: CAPITAL EXPENDITURE AND REPAYMENT COMPARED WITH GRANTS AND BORROWINGS

SOURCES	Nu. in millions		% Change
	2014-15	2015-16	
Grants	9,955.020	14,889.610	49.57%
Borrowings	1,685.268	1,818.681	7.92%
Total of Grants & Borrowings	11,640.289	16,708.292	43.54%
Capital Expenditure	15,443.805	21,749.504	40.83%
Repayment	2,771.677	3,034.163	9.47%
Total of Capital & Repayment	18,215.481	24,783.667	36.06%
% Coverage of Capital Expenditure & Repayment by Grants & Borrowings	63.9%	67.4%	

7.2 SUBSIDY AND TRANSFERS

The total subsidy payment during the FY 2015-16 was Nu. 2,904.803 million an increase of Nu. 1,049.51 million (56.6%) from the fiscal year before. Fifty six percent (56%) of the subsidy was for capital expenditure and 44% for current expenditure. The details of the subsidy is presented in the Table 15.

Table 15: GOVERNMENT SUBSIDY PROVIDED DURING THE FY 2015-16 (Nu. in million)

SL No	ORGANIZATIONS	RGoB		EXTERNAL		Total
		CURRENT	CAPITAL	CURRENT	CAPITAL	
1	Royal Insurance Corporation of Bhutan	-	14.562	-	-	14.562
2	Bhutan Broadcasting Service Corporation (BBSC)	120.55	115.136		1.736	237.422
3	BCCI Secretariat	10.500	-	-	-	10.500
4	Bhutan Post	20.507	67.550	-	-	88.057
5	Bhutan Development Bank Limited (BDBL)	-	-	-	26.991	26.991
6	Druk Air Corporation	184.334	-	-	-	184.334
7	Thimphu Thromdey	35.083	174.033		187.582	396.698
8	Phuentsholing Thromdey	0.775	198.882		34.498	234.155
9	Samdrup Jongkhar Thromdey	26.618	155.322	-	-	181.940
10	Gelephu Thromdey	28.855	158.503		15.000	202.358

SL No	ORGANIZATIONS	RGoB		EXTERNAL		Total
		CURRENT	CAPITAL	CURRENT	CAPITAL	
11	Royal University of Bhutan (RUB)	692.087	-	-	-	692.087
12	University of Medical Sciences of Bhutan (UMSB)	56.206	-	-	-	56.206
13	Bhutan Nun Foundation	-	-	-	2.420	2.420
14	Youth Development Fund	-	-	-	55.875	55.875
15	SAARC Forestry Centre, Taba	4.303	0.214	-	-	4.517
16	Bhutan Olympic Committee (BOC)	70.000	-	-	-	70.000
17	Bhutan Indigenous Games and Sports (BIGSA)	2.800	-	-	-	2.800
18	National Housing Development Corporation (NHDCL)	15.000	-	-	-	15.000
19	Royal Institute of Governance and Strategic Studies (RIGSS)	-	-	-	70.000	70.000
20	Others	11.813	6.156	-	340.912	358.881
TOTAL		1,279.432	890.358	-	735.013	2,904.803

The graph shows the government's subsidy payments to different institutions in the FY 2015-16.

The four Thromdes combined received Nu. 1,015.151 million which is 34.9% of the total subsidy and RUB received Nu. 692.087 million representing 23.8 % of the total subsidy. The remaining 41.2% of the total subsidy were paid to rest of the organizations.

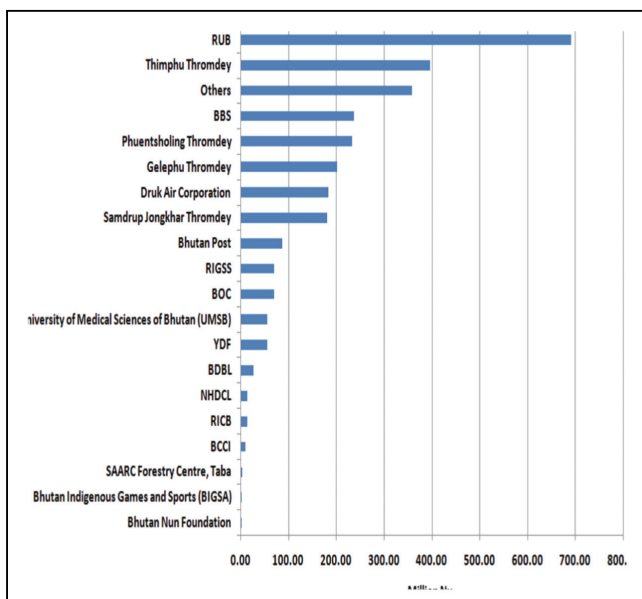


Figure 9. Subsidy Payments during FY 2015-16

7.3 LOAN REPAYMENTS

Total principal loan repayment during the FY 2015-16 was Nu. 3,034.163 million, 9.5% increase compared to the previous FY. The principal repayment for both internal and external increased by 4.9% and 9.8% respectively. A statement of principal repayment of loans for the FY 2014-15 and FY 2015-16 is presented in Table 16.

Table 16: STATEMENT OF PRINCIPAL LOAN REPAYMENT

	(Nu. in million)		% Change
	2014-15	2015-16	
Repayments	2,771.677	3,034.163	9.5%
Internal	175.302	183.834	4.9%
External	2,596.374	2,850.329	9.8%

Like the interest payments, the repayments of principal loans were also categorized based on the usage of loan by RGoB and Corporation as presented in Table 17.

TABLE 17: STATEMENT OF PRINCIPAL REPAYMENT DURING THE FY 2015-16: BY CORPORATIONS & RGoB

Sector	Lenders	Projects	(Nu. in Millions)
Corpn.	NPPF	First Aircraft Loan	106.302
Corpn.	NPPF	Construction of staff quarters at phuntsholing	8.532
Corpn.	BHTF	First Aircraft Loan	69.000
NPPF/BHTF Total for Corporation			183.834
Corpn.	ADB	Bhutan Development Finance Corporation (BDFC)	5.624
Corpn.	ADB	Rural Electrification - I	13.932
Corpn.	ADB	Financial Sector Development	5.231
Corpn.	ADB	Development Finance Loan	5.010
Corpn.	ADB	Sustainable rural Electrification (RE-II)	26.079
Corpn.	ADB	Green Power Development Project (OCR)	38.198
Corpn.	ADB	Rural Electrification & Network Expansion (RE III)	24.218
ADB Total for Corporation			118.292
Corpn.	Austria	Basochhu Hydro Power Corporation - Upper Stage	62.552
Corpn.	Austria	Basochhu Hydro Power Corporation - Lower Stage	154.373
Corpn.	Austria	Dagachhu Hydro Power Project	282.888
Government of Austria Total for Corporation			499.814
Corpn.	DANIDA	Rural Telecommunication Network Project	95.384
DANIDA Total for Corporation			95.384

Sector	Lenders	Projects	(Nu. in Millions)
Corpn.	GOI	Kurichhu Hydro Power Corporation (KHPC)	186.667
Corpn.	GOI	Tala Hydro Power Project (THPP)	1,342.591
GOI Total for Corporation			1,529.258
Corpn.	IDA	Bhutan Calcium Carbide Limited (BCCL)	15.409
IDA Total for Corporation			15.409
Total for Corporation Loan			2,441.991
RGoB	ADB	Technical & Vocational Education Training	11.630
RGoB	ADB	Urban Infrastructure Improvement	7.600
RGoB	ADB	Health Care Reform	41.547
RGoB	ADB	Road Improvement	27.274
RGoB	ADB	Basic Skill Development	18.881
RGoB	ADB	Road Network Project	70.313
RGoB	ADB	Urban Infrastructure Project	63.675
RGoB	ADB	Financial Sector Development Program	43.000
RGoB	ADB	Financial Sector Development Program	3.399
RGoB	ADB	Multi Project - I	12.633
RGoB	ADB	Multi Project -II	28.581
RGoB	ADB	Chirang Hill Irrigation	2.874
RGoB	ADB	Road Mechanisation	14.474
RGoB	ADB	East West Highway	13.174
RGoB	ADB	Highland Livestock Development Project (HDLP)	12.654
RGoB	ADB	Industrial Estate	2.069
ADB Total for RGoB			373.779
RGoB	IDA	Technical Assistance (TA)	7.046
RGoB	IDA	Forestry Development Project -I	11.611
RGoB	IDA	Primary Education Project (PEP)	11.393
RGoB	IDA	Second Forestry Development Project -II	2.212
RGoB	IDA	Third Forestry Development Project -III	14.215
RGoB	IDA	Second Education Project (SEP)	18.088
RGoB	IDA	Education Development project	40.993
RGoB	IDA	Rural Access Project (RAP)	15.096
RGoB	IDA	Urban Development Project	14.176
RGoB	IDA	Decentralised Rural Development Project (DRDP)	8.311
IDA Total for RGoB			143.142
RGoB	IFAD	Small Farms Development	8.791
RGoB	IFAD	Trashigang-Mongar Area Development Project	5.976
RGoB	IFAD	Punakha-Wangdue Valley Development Project	4.542
RGoB	IFAD	First Eastern Zone Agriculture Project (FEZAP)	6.410

Sector	Lenders	Projects	(Nu. in Millions)
RGoB	IFAD	Second Eastern Zone Agriculture Project (SEZAP)	20.922
RGoB	IFAD	Agriculture Marketing & Enterprise Promotion Program	28.609
IFAD Total for RGoB			75.250
Total for RGoB Loan			592.171
GRAND TOTAL			3,034.163

The detailed repayment of principal loans is also categorized by lender as presented in the Table 18.

TABLE 18: STATEMENT OF PRINCIPAL REPAYMENT DURING THE FY 2015-16: BY LENDER

Sl. No.	Lenders	(Nu. in Millions)
I	INTERNAL	183.834
A	NPPF	114.834
1	First Air Craft Loan	106.302
2	Construction of staff Quarters at Phuntsholing hospital	8.532
B	BHTF	69.000
1	First Air Craft Loan	69.000
II	EXTERNAL	2,850.329
Asian Development Bank (ADB)		492.071
1	Multi Project - I	12.633
2	Multi Project –II	28.581
3	Chirang Hill Irrigation	2.874
4	Road Mechanisation	14.474
5	East West Highway	13.174
6	Highland Livestock Development Project	12.654
7	Industrial Estate	2.069
8	Bhutan Development Finance Corporation	5.624
9	Technical & Vocational Education Training	11.630
10	Rural Electrification - I	13.932
11	Financial Sector Development	5.231
12	Development Finance Loan	5.010
13	Urban Infrastructure Improvement	7.600
14	Sustainable Rural Electrification (RE-II)	26.079
15	Health Care Reform	41.547
16	Road Improvement	27.274

Sl. No.	Lenders	(Nu. in Millions)
17	Basic Skill Development	18.881
18	Rural Electrification & Network Expansion (RE III)	24.218
19	Road Network Project	70.313
20	Urban Infrastructure Project	63.675
21	Financial Sector Development Program	43.000
22	Financial Sector Development Program	3.399
23	Green Power Development Project	38.198
Government of Austria		499.814
24	Basochhu Hydro Power Corporation - Upper Stage	62.552
25	Basochhu Hydro Power Corporation - Lower Stage	154.373
26	Dagachhu Hydro Power Project	282.888
	Danish International Development Agency (DANIDA)	95.384
27	Rural Telecommunication Network Project	95.384
Government of India		1,529.258
28	Kurichhu Hydro Power Corporation	186.667
29	Tala Hydro Power Project	1,342.591
International Development Association (IDA)		158.551
30	Technical Assistance (TA)	7.046
31	Forestry Development Project -I	11.611
32	Bhutan Calcium Carbide Limited	15.409
33	Primary Education Project	11.393
34	Second Forestry Development Project -II	2.212
35	Third Forestry Development Project -III	14.215
36	Second Education Project	18.088
37	Education Development project	40.993
38	Rural Access Project	15.096
39	Urban Development Project	14.176
40	Decentralised Rural Development Project	8.311
International Fund for Agricultural Development (IFAD)		75.250
42	Small Farms Development	8.791
43	Trashigang-Mongar Area Development Project	5.976
44	Punakha-Wangdue Valley Development Project	4.542
45	First Eastern Zone Agriculture Project	6.410
46	Second Eastern Zone Agriculture Project	20.922
47	Agriculture Marketing& Enterprise Promotion Program	28.609
TOTAL INTERNAL+EXTERNAL		3,034.163

7.4 ON-LENDING

The Public Finance (Amendment) Act of Bhutan 2012 permits government to borrow and on-lend to state enterprises and other legal entities. To achieve the rural electrification program by the end of 11FYP, the Government has availed concessional loans from bilateral and multilateral development partners. During FY 2015-16, the Government has borrowed Nu. 174.740 million from ADB and Nu. 40.150 million from JICA as presented in Table 19. These amounts were on lent to BPCL to continue the rural electrification works.

TABLE 19: STATEMENT OF ON-LENDING DURING THE FY 2015-16

LENDER	PROJECT/PROGRAMME	Nu. in million
ADB	RREDP- BPC (RE V)	174.740
JICA	Rural Electrification Project (RE - II) BPC	40.150
Total		214.889

7.5 GOVERNMENT EXPENDITURE BY SECTOR

The Sector wise expenditure for the FY 2015-16 is presented the Table 20.

Table 20: SUMMARY OF EXPENDITURE BY SECTORS FOR THE FY 2015-16

Sectors	Expenditure					% of Total
	Current	Capital	Lend-ing	Repay-ment	Total	
Social Services	9,238.170	3,853.878	-	-	13,092.049	27.3%
Health Services	2,732.031	1,371.164	-	-	4,103.195	8.6%
Education Services	6,506.140	2,482.714	-	-	8,988.854	18.8%
Economic Services	3,984.276	10,943.615	-	-	14,927.891	31.1%
RNR Services	2,279.893	3,748.088	-	-	6,027.981	12.6%
Mining, Manufts & Industries Services	217.067	129.509	-	-	346.576	0.7%
Transport & Communication Services	1,027.770	5,682.554	-	-	6,710.324	14.0%
Energy Services	89.782	575.052	-	-	664.834	1.4%
Other Economic Services	369.764	808.412	-	-	1,178.177	2.5%
Housing & Public Amenities Services	502.943	1,707.065	-	-	2,210.008	4.6%
General Public Services	6,559.296	3,266.782	214.889	3,034.163	13,075.130	27.3%

Sectors	Expenditure					% of Total
	Current	Capital	Lending	Repayment	Total	
General Public Services	4,450.213	3,266.782	-	-	7,716.995	16.1%
Public Debt Services	2,109.083	-	214.889	3,034.163	5,358.135	11.2%
Religion & Cultural Services	790.320	1,513.764	-	-	2,304.083	4.8%
Public Order & Safety Services	1,805.586	522.752	-	-	2,328.338	4.9%
Total	22,880.591	21,807.856	214.889	3,034.163	47,937.499	100.0%

Source: Department of Public Accounts and Budgetary Bodies

The information in Table 20 is presented in a pie chart in Figure 10 to give a comparative look amongst different sectors.

The highest expenditure incurred was for Economic Services with 31% of the total expenditure followed by general public services and Social Services with 27.3% each. Other three sectors spent about 5% each of the total expenditure during the fiscal year.

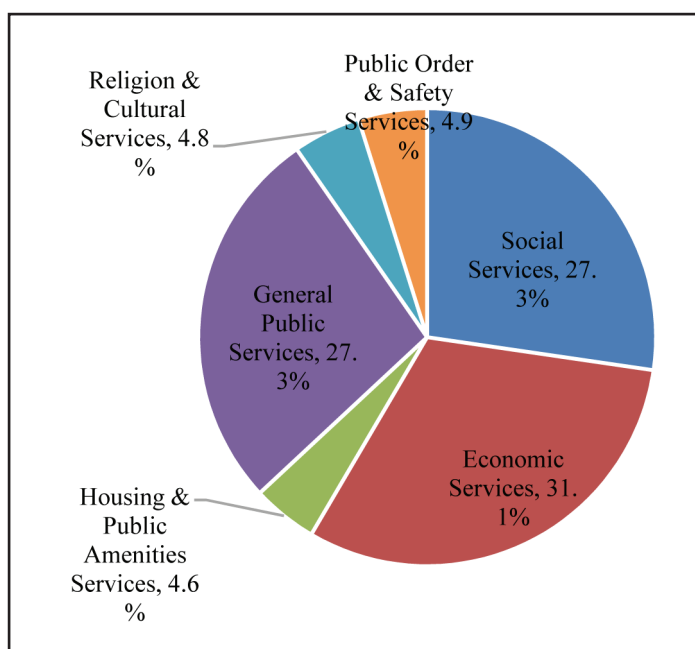


Figure 10: % of Expenditure composition by sectors

7.6 BUDGET UTILIZATION

A summary of revised budget estimates compared with the actual booked expenditure for the fiscal year in respect of Ministries, Autonomous and Constitutional bodies, Dzongkhags and Gewogs is presented in Table 21.

Table 21: SUMMARY OF BUDGET & EXPENDITURE COMPARISON FOR THE FY 2015-16

SL. NO.	ADMINISTRATIVE UNIT	TOTAL BUDGET	TOTAL EXPENDITURE	TOTAL VARIANCE	% VARIANCE
1	Autonomous	5,554.558	4,618.592	935.966	16.85%
2	Constitutional Bodies	1,032.925	698.544	334.381	32.37%
3	Judiciary	403.289	369.576	33.713	8.36%
4	Dzongkhags	10,193.037	9,626.978	566.059	5.55%
5	Gewogs	2,410.455	2,245.878	164.577	6.83%
6	Ministries	34,316.258	30,377.931	3,938.327	11.48%
TOTAL		53,910.522	47,937.499	5,973.023	11.08%

Note:

Expenditure figures are exclusive of Advances & Suspense

Source: Department of National Budget, Department of Public Accounts & Budgetary Bodies

The figure 11 shows percentage of total budget not utilized by different administrative unit categories. In FY 2015-16, the Constitutional offices combined had not spent 32.7% of their total allocated budget, which is the highest followed by autonomous bodies and ministries.

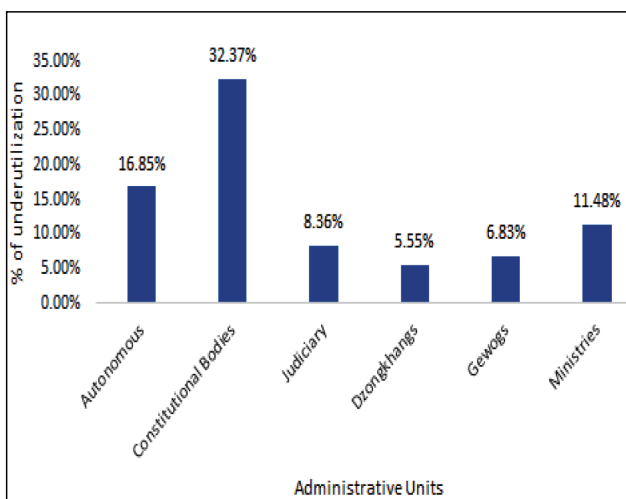


Figure 11. Summary of Budget Underutilization for FY 2015-16

7.6.1 UNDER UTILIZATION OF CAPITAL BUDGET

During the FY 2015-16, out of the total revised capital budget of Nu. 26,578.232 million, Nu 23,289.607 million was released to the budgetary bodies. However, only Nu. 21,807.856 million was reported as actual expenditure (excluding advances and suspense) indicating an under utilization of capital budget to the tune of Nu. 4,770.376 million.

The under utilization amount works out to 17.9% of the total capital budget as compared to 21.4% in the previous fiscal year.

Table 22. SUMMARY OF CAPITAL BUDGET AND EXPENDITURE VARIANCE FOR THE FY 2015-16

	CATEGORY	BUDGET	EXPENDITURE	VARIANCE	% VAR	% of Total Capital
I	CONSTITUTIONAL OFFICES	497.123	321.803	175.320	35.3%	0.7%
II	JUDICIARY	123.303	104.509	18.794	15.2%	0.1%
III	MINISTRIES	17,712.252	14,440.963	3,271.289	18.5%	12.3%
	Ministry of Home & Cultural Affairs	1,546.460	1,028.667	517.793	33.5%	1.9%
	Ministry of Finance	3,125.166	3,022.270	102.896	3.3%	0.4%
	Ministry of Foreign Affairs	54.338	46.129	8.209	15.1%	0.0%
	Ministry of Agriculture & Forests	1,987.595	1,493.486	494.109	24.9%	1.9%
	Ministry of Economic Affairs	1,073.257	751.852	321.405	29.9%	1.2%
	Ministry of Works & Human Settlement	6,097.834	5,046.126	1,051.708	17.2%	4.0%
	Ministry of Info. & Communications	840.651	653.451	187.200	22.3%	0.7%
	Ministry of Health	1,089.495	795.977	293.518	26.9%	1.1%
	Ministry of Education	1,399.156	1,137.330	261.826	18.7%	1.0%
	Ministry of Labour & Human Resources	498.300	465.675	32.625	6.5%	0.1%
IV	AUTONOMOUS BODIES	2,010.662	1,402.657	608.005	30.2%	2.3%
V	LOCAL GOVERNMENT	6,234.892	5,537.924	696.968	11.2%	2.6%
	Dzongkhags	3,973.428	3,479.466	493.962	12.4%	1.9%
	Gewogs	2,141.679	1,982.691	158.988	7.4%	0.6%
	Thromdeys	119.785	75.768	44.017	36.7%	0.2%
	Total	26,578.232	21,807.856	4,770.376	17.9%	17.9%

NB: Expenditure excludes Advances and Suspenses

The highest amount of unspent capital budgets and per cent of respective revised capital budget are as follows:

I. MINISTRIES

- i) Ministry of Works & Human Settlement Nu. 1,051.708 million (17.02%)
- ii) Ministry of Home and Cultural Affairs Nu. 517.793 million (32.9%)
- iii) Ministry of Agriculture and Forests Nu. 494.109 million (24.9%)

II) DZONGKHAGS

- i) Trongsa Dzongkhag Nu. 78.305 million (33.2%)
- ii) Tashigang Dzongkhag Nu. 56.964 million (16.8%)
- iii) WangduePhodrangDzongkhag Nu. 48.344 million (27.6%)

III) GEWOGS

- i) Bjena Gewog, WangduePhodrang Nu. 7.903 million (51.9%)
- ii) Tading Gewog, Samtse Nu. 5.720 million (35.1%)
- iii) Namgaychoeling Gewog, Samtse Nu. 5.257 million (37.9%)

IV) CONSTITUTIONAL OFFICES

- i) RCSC Nu. 127.367 million (46.7%)
- ii) RAA Nu. 43.924 million (42.9%)
- iii) ACC Nu. 2.823 million (7.2%)

V) AUTONOMOUS BODIES

- i) RUB Nu. 223.614 million (49.4%)
- ii) JSW School of Law Nu. 114.116 million (88.7%)
- iii) BOC Nu. 41.905 million (40.9%)

JUDICIARY Nu. 18.794 million (15.2%)

THROMDEYS Nu. 44.017 million (36.7%)

7.7 ACHIEVEMENT OF FISCAL TARGETS

The broad fiscal policies and targets set for the FY 2015-16 has been successfully achieved as below:

- ✓ The fiscal deficit was 1.1% of GDP as against the target to maintain within 3.2% of GDP;
- ✓ After meeting the current expenditure, 23% of capital expenditure was financed by surplus domestic revenue;
- ✓ Non-hydro debt was 29.7% of GDP as against the target to maintain below 35% of GDP; and
- ✓ The subsidies provided to agencies with social mandates for capital works and to cover revenue deficit accounted to Nu. 2,904.803 million during the FY.

8. GOVERNMENT DEBT POSITION

Government borrows from both domestic and external sources to finance a fiscal deficit. In recent decades, the government has borrowed mostly from Government of India for hydropower projects. The government also borrows from other multilateral and bilateral partners such as ADB, IFAD, JICA, etc.

The total outstanding public debt (internal and external debt) as on 30th June 2016 was Nu. 160,562.057 million (US\$ 2,370.794 million), which is about 113% of GDP. The debt stock increased by 33% mainly contributed by the disbursement for on-going hydropower projects from the Government of India and SAARC currency swap arrangement availed by RMA. The total principal loan repayment during the fiscal year was Nu. 3,034.163 million.

The domestic debt constitutes about 2.9% of the total public debt, while the external debt was 97.1% of the total public debt.

8.1 DOMESTIC DEBT

As on 30th June 2016, the domestic debt was Nu.4,656.115 million. It included Nu. 4,589.577 million of overdraft facilities availed from the Bank of Bhutan Limited and the balance was on account of loan availed from the NPPF for the construction of staff quarters at Phuentsholing hospital.

During the FY, the Ministry of Finance issued T-Bills with varying maturities for the purpose of cash management and to ensure timely release of funds for implementation of externally funded projects. The T-Bills were fully redeemed during the fiscal year.

8.2 EXTERNAL DEBT

As on 30th June 2016, total external debt was Nu.155,905.942 million (US\$ 2,302.044 million), which is about 109.7% of GDP. From the total external debt, about 73% were hydropower debt (80.1% of GDP) and 27% were non-hydro debt (29.7% of GDP). In terms of currency composition, 26.0% of the total external debt was convertible currency debt and 74% was Indian Rupee debt.

The external debt stock increased by Nu.37,229.753 million (31.4%) in FY 2015-16 compared to the previous fiscal year.

The increase was largely due to increased loan disbursement from Government of India for the on-going hydropower projects.

The outstanding Rupee loan from the Government of India stood at Rs. 115,393.815 million as on 30th June 2016 representing 71.9% of the Government's total outstanding debt. The details of the GoI Rupee debt are as below:

i) Tala Hydro Power Project Authority	Rs. 3,356.478 million
ii) Punatsangchhu Hydroelectric Project – I	Rs. 42,543.687 million
iii) Punatsangchhu Hydroelectric Project – II	Rs. 27,487.500 million
iv) Mangdechhu Hydroelectric Project	Rs. 28,289.330 million
v) Standby Credit Facility - II	Rs. 3,000.000 million
vi) Standby Credit Facility - III	Rs. 4,000.000 million
vii) SWAP Facility	Rs. 6,716.820 million
Total	Rs. 115,393.815 million

Table 23: SUMMARY STATEMENT OF OUTSTANDING DEBT OF THE GOVERNMENT FOR THE PERIOD ENDED JUNE 30, 2016

Sl. No.	LENDER AND PROJECTIONS	(Amounts in Agreement Currencies in Millions)											Closing Balances as on 30/06/16	Closing Balances in USD	Ratio of Debt to GDP	% of Total		
		W I T H D R A W A L S				REPAYMENTS DURING THE YEAR			Total	Interest & S/ Charges	Principal							
		Opening balances as on 01/07/15	Principal (Disbursement)	Interest accrued during the year	Fees & Charges	Total Liability incurred during the year												
A	INTERNAL		1,828.093	Nu.	2,106.813	21,015.861	77.998	-	21,093.860	21,124.626	77.998	21,202.624	68.750	3.3%	2.9%			
i	RMA/BOBL/BNBL/DBDL/DPNBL/IBank		-	Nu.	1,931.511	20,940.792	62.715	-	21,003.507	20,940.792	62.715	21,003.507	67.768					
ii	National Pension and Provident Fund		1,138.093	Nu.	106.302	75.070	11.488	-	86.558	114.834	11.488	126.323	0.982					
iii	Bhutan Health Trust Fund		690.000	Nu.	69.000	-	3.795	-	3.795	69.000	3.795	72.795	-					
B	EXTERNAL: India		171,489.797	Rs.	81,183.643	36,726.810	1,805.267	-	38,532.077	2,516.638	1,805.267	4,321.905	1,703.858	81.2%	71.9%			
C	EXTERNAL: Other than India			Nu.	40,011.806	1,863.676	590.090	28.604	2,482.370	1,363.354	616.133	1,979.488	598.186	28.5%	25.2%			
i	International Dev. Association (IDA)		160.278	XDR	117.578	16.360	1.398	-	17.758	1.706	1.398	3.104	184.676					
ii	Asian Development Bank (ADB)		192.369	XDR	148.561	0.092	2.103	-	2.194	5.012	2.103	7.115	200.608					
iii	Asian Development Bank (ADB)		121.000	USD	50.232	2.535	0.275	-	2.809	0.578	0.275	0.853	52.189					
iv	International Fund for Agriculture Dev.(IFAD)		38.496	XDR	25.703	0.930	0.206	-	1.137	0.807	0.206	1.014	36.068					
v	Government of Austria (GoA)		95.428	Euro	72.382	-	2.642	0.370	3.012	6.867	3.012	9.878	72.529					
vi	Government of Denmark (GoD)		13.008	Euro	1.951	-	-	-	-	1.301	-	1.301	0.720					
vii	Japan International Cooperation Agency (JICA)		5,424.604	JPY	4,489.016	72.657	2.551	1.385	76.573	-	0.032	0.032	44.421					
viii	Germany (DEUTSCHE INVESTITIONS - DEG)		6.300	Euro	6.300	-	0.282	-	0.282	-	0.282	0.282	6.974					
	Grand Total			Nu.	123,302.261	59,606.347	2,473,356	28,604	62,108.307	25,004.618	2,493,399	27,504.017	160,562.057	113.0%	100.0%			

Table 24 : THE DETAILED STATEMENT OF OUTSTANDING DEBT OF THE GOVERNMENT FOR THE PERIOD ENDED JUNE 30, 2016

Sl.No.	LENDERS AND PROJECTS	Loan No.	Loan Committed		Opening balances as on 01/07/15	W I T H D R A W A L S				REPAYMENTS DURING THE YEAR			Closing Balances as on 30/06/16	Closing Balances in USD
			Curr.	Amount		Principal (Disbursement)	Interest & Charges accrued during the year		Total Liability incurred during the year	Principal	Interest & Charges	Total		
							Interest	Fees/charges						
A	INTERNAL		Nu.	1,828.093	2,106.813	21,015.861	77.998	-	21,093.860	21,124.626	77.998	21,202.624	4,656.115	68,750
I	RMA/BoBL/BNBL/DBBL/DPNBL/TBank			-	1,931.511	20,940.792	62.715	-	21,003.507	20,940.792	62.715	21,003.507	4,589.577	67,768
1	WMA/ Overdraft			-	1,931.511	-	3.507	-	3.507	-	3.507	3.507	4,589.577	67,768
2	Treasury Bills (T-Bills)			-	-	20,940.792	59.208	-	21,000.000	20,940.792	59.208	21,000.000	-	-
II	NPPF			1,138.093	106.302	75.070	11.488	-	86.558	114.834	11.488	126.323	66.538	0.982
1	Long-term loan for RGoB Equity in Drukair			1,063.023	106.302	-	5.847	-	5.847	106.302	5.847	112.149	-	-
2	Construction of Staff Quarters at Phuntsholing Hospital			75.070	-	75.070	5.642	-	80.711	8.532	5.642	14.174	66.538	0.982
III	BHTF			690.000	69.000	-	3.795	-	3.795	69.000	3.795	72.795	-	-
1	Long-term loan for RGoB Equity in Drukair			690.000	69.000	-	3.795	-	3.795	69.000	3.795	72.795	-	-
B	EXTERNAL: India		Rs.	171,489.797	81,183.643	36,726.810	1,805.267	-	38,532.077	2,516.638	1,805.267	4,321.905	115,393.815	1,703.868
1	Kurichu Hydro Power Corporation			2,240.000	186.667	-	201.694	-	201.694	186.667	201.694	388.361	-	-
2	Tala Hydro Power Project Authority			16,503.418	4,699.069	-	1,243.714	-	1,243.714	1,342.591	1,243.714	2,586.305	3,356.478	49,560
3	Punatsangchhu Hydroelectric Project - I			56,316.000	31,423.687	11,120.000	-	-	11,120.000	-	-	-	42,543.687	628,183
4	Punatsangchhu Hydroelectric Project - II			49,184.513	20,984.333	6,503.167	-	-	6,503.167	-	-	-	27,487.500	405,869
5	Mangdechhu Hydroelectric Project			28,529.046	15,902.507	12,386.823	-	-	12,386.823	-	-	-	28,289.330	417,709
6	Standby Credit Facility I			3,000.000	-	-	-	-	-	-	-	-	-	-
7	Standby Credit Facility II			3,000.000	3,000.000	-	149.898	-	149.898	-	149.898	149.898	3,000.000	44,297

Sl.No.	LENDERS AND PROJECTS	Loan No.	Loan Committed		Opening balances as on 01/07/15	W I T H D R A W A L S				REPAYMENTS DURING THE YEAR			Closing Balances as on 30/06/16	Closing Balances in USD
			Curr.	Amount		Principal (Disbursement)	Interest accrued during the year	Fees/charges	Total Liability incurred during the year	Principal	Interest & Charges	Total		
8	Standby Credit Facility III			4,000.000	4,000.000	-	199.864	-	199.864	-	199.864	199.864	4,000.000	59,062
9	Dungam Cement Project Loan			2,000.000	987.380	-	10.098	-	10.098	987.380	10.098	997.478	-	-
10	SWAP Facility			6,716.820	-	6,716.820	-	-	6,716.820	-	-	-	6,716.820	99,178
C	C. EXTERNAL: Other than India			40,011.806	1,863.676	28.604	590.090	28.604	2,482.370	1,363.354	616.133	1,979.488	40,512.127	598,186
I	ADB (ADF)			192.369	148.561	0.092	2.103	-	2.194	5.012	2.103	7.115	143.640	200,608
1	Multi-Project - I	637-BHU		3.674	1.176	-	0.012	-	0.012	0.147	0.012	0.159	1.029	1,437
2	Multi-Project - II	722-BHU		7.428	2.823	-	0.030	-	0.030	0.297	0.030	0.327	2.526	3,528
3	Chirang Hill Irrigation Project	740-BHU		0.848	0.338	-	0.003	-	0.003	0.034	0.003	0.037	0.304	0,424
4	Road Mechanisation Project	790-BHU		3.718	1.635	-	0.013	-	0.013	0.149	0.013	0.162	1.486	2,075
5	Highland Livestock Development Project	808-BHU		3.526	1.622	-	0.016	-	0.016	0.141	0.016	0.157	1.481	2,068
6	Industrial Estates Project	900-BHU		0.550	0.286	-	0.003	-	0.003	0.022	0.003	0.025	0.264	0,369
7	Bhutan Development Finance Corporation	934-BHU		1.621	0.876	-	0.006	-	0.006	0.065	0.006	0.071	0.811	1,133
8	Technical, Vocational & Educational Training	1035-BHU		3.295	2.044	-	0.020	-	0.020	0.132	0.020	0.152	1.912	2,670
9	East-West Highway Project	1265-BHU		3.666	2.712	-	0.024	-	0.024	0.147	0.024	0.171	2.566	3,583
10	Rural Electrification Project (RE-I)	1375-BHU		4.771	3.865	-	0.037	-	0.037	0.143	0.037	0.180	3.722	5,198
11	Financial Sector Development Program	1565-BHU		2.939	2.498	-	0.025	-	0.025	0.059	0.025	0.084	2.439	3,407
12	Development Finance Loan	1566-BHU		2.932	2.493	-	0.024	-	0.024	0.059	0.024	0.082	2.434	3,400
13	Urban Infrastructure Improvement Project	1625-BHU		4.244	3.651	-	0.034	-	0.034	0.085	0.034	0.118	3.566	4,980
14	Sustainable Rural Electrification Project(RE-II)	1712-BHU		7.063	4.856	-	0.068	-	0.068	0.294	0.068	0.362	4.561	6,370

Sl.No.	LENDERS AND PROJECTS	Loan No.	Loan Committed		Opening balances as on 01/07/15	W I T H D R A W A L S				REPAYMENTS DURING THE YEAR			Closing Balances as on 30/06/16	Closing Balances in USD	
			Curr.	Amount		Principal (Disbursement)	Interest accrued during the year	Fees/charges	Total Liability incurred during the year	Principal	Interest & Charges	Total			
15	Health Care Reform Program	1762-BHU		7.614	4.521	-	0.066	-	0.066	0.066	0.476	0.066	0.542	4.045	5.649
16	Road Improvement Project	1763-BHU		7.263	5.296	-	0.068	-	0.068	0.068	0.303	0.068	0.370	4.994	6.974
17	Basic Skill Development Project	1830-BHU		4.990	3.743	-	0.051	-	0.051	0.051	0.208	0.051	0.259	3.535	4.937
18	Rural Electrification & Network Expansion Project (RE-III)	2009-BHU		6.584	5.624	-	0.069	-	0.069	0.069	0.274	0.069	0.343	5.350	7.471
19	Road Network Project	2187-BHU		18.803	17.628	-	0.223	-	0.223	0.223	0.783	0.223	1.007	16.844	23.525
20	Urban Infrastructure Development Project	2258-BHU		16.597	15.007	-	0.218	-	0.218	0.218	0.692	0.218	0.909	14.315	19.993
21	Financial Sector Development Program	2279-BHU		7.472	7.239	-	0.104	-	0.104	0.104	0.467	0.104	0.571	6.772	9.457
22	Financial Sector Development Project	2280-BHU		0.886	0.867	-	0.013	-	0.013	0.013	0.037	0.013	0.050	0.830	1.160
23	Green Power Dev. Project -(ADF)	2464-BHU		18.832	18.832	-	0.589	-	0.589	-	-	0.589	0.589	18.832	26.301
24	SASEC Trade Facilitation Program	2955-BHU(SF)		5.412	5.412	-	0.054	-	0.054	-	-	0.054	0.054	5.412	7.568
25	Urban Infrastructure Project	2816-BHU(SF)		12.727	1.516	0.092	0.015	-	0.107	-	-	0.015	0.015	1.607	2.245
26	Green Power Dev. Project -Additional Financing	3034-BHU(SF)		25.689	22.780	-	0.228	-	0.228	-	-	0.228	0.228	22.780	31.815
27	Strengthening Economic Management Program I (SEMP I)	2994-BHU	-	9.224	9.224	-	0.090	-	0.090	-	-	0.090	0.090	9.224	12.882
28	Green Power Dev. Project -(OCR)	2463-BHU	USD	121.000	50.232	2.535	0.275	-	2.809	0.578	0.275	0.275	0.853	52.189	52.189
29	Second Green Power Development Project (Ordinary Operations - Tangslobj)	3225-BHU		70.000	-	2.535	0.009	-	2.544	-	-	0.009	0.009	49.654	2.535

Sl.No.	LENDERS AND PROJECTS	Loan No.	Loan Committed		Opening balances as on 01/07/15	W I T H D R A W A L S				REPAYMENTS DURING THE YEAR			Closing Balances as on 30/06/16	Closing Balances in USD
			Curr.	Amount		Principal (Disbursement)	Interest accrued during the year	Fees/charges	Total Liability incurred during the year	Principal	Interest & Charges	Total		
II	Government of Austria (GoA)		Euro	95.428	72.382	-	2.642	0.370	3.012	6.867	3.012	9.878	65.516	72.529
1	Basochhu Hydro Power Project - Upper Stage			17.151	9.438	-	-	-	-	0.857	-	0.857	8.581	9.499
2	Basochhu Hydro Power Project - Lower Stage			31.245	19.789	-	0.176	0.370	0.546	2.083	0.546	2.629	17.706	19.601
3	Degachhu Hydro Power Project (RZB)			41.232	39.268	-	2.438	-	2.438	3.927	2.438	6.365	35.341	39.125
4	The Financing of Rural Electrification			5.800	3.888	-	0.027	-	0.027	-	0.027	0.027	3.888	4.304
III	Government of Denmark (GoD)		Euro	13.008	1.951	-	-	-	-	1.301	-	1.301	0.650	0.720
1	Rural Telecom Network Project			13.008	1.951	-	-	-	-	1.301	-	1.301	0.650	0.720
IV	JICA		JPY	5,424.604	4,489.016	72.657	2.551	1.365	76.573	-	0.032	0.032	4,561.673	44.421
1	Rural Electrification Project, Phase 1	BT-P1		3,237.604	3,237.604	-	0.032	-	0.032	-	0.032	0.032	3,237.604	31.527
2	Rural Electrification Project, Phase 2	BT-P2		2,187.000	1,251.412	72.657	2.518	1.365	76.541	-	-	-	1,324.069	12.894
V	IDA		XDR	160.278	117.578	16.360	1.398	-	17.758	1.706	1.398	3.104	132.232	184.676
1	Technical Assistance	1416-BHU		2.531	1.405	-	0.010	-	0.010	0.076	0.010	0.085	1.329	1.866
2	Forestry I	1460-BHU		4.154	2.368	-	0.015	-	0.015	0.125	0.015	0.140	2.243	3.133
3	Bhutan Calcium & Carbide Limited	1596-BHU		5.570	3.342	-	0.024	-	0.024	0.167	0.024	0.191	3.175	4.434
4	Forestry II	1900-BHU		0.602	0.313	-	0.002	-	0.002	0.024	0.002	0.026	0.289	0.404
5	Primary Education Project	1899-BHU		3.100	1.612	-	0.011	-	0.011	0.124	0.011	0.135	1.488	2.078

Sl. No.	LENDERS AND PROJECTS	Loan No.	Loan Committed		Opening balances as on 01/07/15	W I T H D R A W A L S				REPAYMENTS DURING THE YEAR			Closing Balances as on 30/06/16	Closing Balances in USD
			Curr.	Amount		Principal (Disbursement)	Interest accrued during the year	Fees/charges	Total Liability incurred during the year	Principal	Interest & Charges	Total		
6	Forestry III	2533-BHU		3.879	2.871	-	0.019	-	0.019	0.155	0.019	0.174	2.716	3.793
7	Second Education Project	3044-BHU		9.847	8.468	-	0.058	-	0.058	0.197	0.058	0.255	8.271	11.552
8	Urban Development Project	3310-BHU		7.443	6.624	-	0.050	-	0.050	0.149	0.050	0.199	6.476	9.044
9	Rural Access Project	3309-BHU		7.926	7.054	-	0.053	-	0.053	0.159	0.053	0.212	6.896	9.631
10	Education Development Project	3820-BHU		22.000	21.120	-	0.148	-	0.148	0.440	0.148	0.588	20.680	28.882
11	Decentralised Rural Development Project	4040-BHU		4.541	4.541	-	0.034	-	0.034	0.091	0.034	0.124	4.450	6.215
12	Development Policy Financing for Institutional Strengthening	4562-BT		7.535	7.535	-	0.056	-	0.056	-	0.056	0.056	7.535	10.523
13	Second Urban Development Project (Urban Dev. II)	IDA-47440		7.750	4.770	0.763	0.037	-	0.799	-	0.037	0.037	5.533	7.728
14	First Development Policy Credit	48350-BT		16.500	16.500	-	0.122	-	0.122	-	0.122	0.122	16.500	23.044
15	Strengthening Regional Cooperation for Wildlife Project in Asia Project	4983-BT		1.400	0.997	0.401	0.010	-	0.411	-	0.010	0.010	1.398	1.953
16	Second Development Policy Credit	5163-BT		23.900	23.900	-	0.474	-	0.474	-	0.474	0.474	23.900	33.379
17	Remote Rural Communities Development Project	5164-BT		6.000	3.904	-	0.078	-	0.078	-	0.078	0.078	3.904	5.452
18	Additional Financing for UDP II	5431-BT		11.300	0.253	0.896	0.004	-	0.901	-	0.004	0.004	1.150	1.606

Sl.No.	LENDERS AND PROJECTS	Loan No.	Loan Committed		Opening balances as on 01/07/15	W I T H D R A W A L S				REPAYMENTS DURING THE YEAR			Closing Balances as on 30/06/16	Closing Balances in USD	
			Curr.	Amount		Principal (Disbursement)	Interest accrued during the year	Fees/charges	Total Liability incurred during the year	Principal	Interest & Charges	Total			
19	Fiscal Sustainability & Investment Climate Development Policy Financn	5647-BT		14.300	-	14.300	0.195	-	14.495	-	0.195	-	0.195	14.300	19.971
VI	IFAD		XDR	38.496	25.703	0.930	0.206	-	1.137	0.807	0.206	1.014	25.826	36.068	
1	Small Farm Development & Irrigation Rehabilitation Project	50-BHU		3.782	1.458	-	0.014	-	0.014	0.094	0.014	0.108	1.364	1.904	
2	Tashigang - Monggar Area Development Project	178-BHU		2.557	1.310	-	0.013	-	0.013	0.064	0.013	0.077	1.246	1.741	
3	Punakha-Wangdue Valley Development Project	223-BHU		1.953	1.123	-	0.011	-	0.011	0.049	0.011	0.060	1.074	1.500	
4	First Eastern Zone Agriculture Project	299-BHU		2.793	1.885	-	0.019	-	0.019	0.070	0.019	0.088	1.815	2.535	
5	Second Eastern Zone Agriculture Project	512-BHU		6.696	5.468	-	0.041	-	0.041	0.223	0.041	0.264	5.245	7.326	
6	Agriculture Marketing & Enterprise Promotion Project	659-BHU		9.225	9.225	-	0.069	-	0.069	0.308	0.069	0.376	8.918	12.455	
7	Market Access and Growth Intensification Project (MAGIP)	L-1-824-BT		5.600	5.233	0.363	0.040	-	0.403	-	0.040	0.040	5.596	7.816	
8	Commercial Agriculture & Resilient Livelihoods Enhancement Programme (CARLEP)	200000627		5.890	-	0.567	-	-	0.567	-	-	-	0.567	0.792	
VII	Germany (DEUTSCHE INVESTITIONS - DEG)		Euro	6.300	6.300	-	0.282	-	0.282	-	0.282	0.282	6.300	6.974	
1	Bhuan Hydropower Services Limited			6.300	6.300	-	0.282	-	0.282	-	0.282	0.282	6.300	6.974	
	Grand Total		Nu.		123,302,261	59,606,347	2,473,356	28,604	62,108,307	25,004,618	2,499,399	27,504,017	160,562,057	2,370,794	

Sl.No.	LENDERS AND PROJECTS	Loan No.	Loan Committed		Opening balances as on 01/07/15	W I T H D R A W A L S			REPAYMENTS DURING THE YEAR			Closing Balances as on 30/06/16	Closing Balances in USD	
			Curr.	Amount		Principal (Disbursement)	Interest accrued during the year	Fees/charges	Total Liability incurred during the year	Principal	Interest & Charges			Total
	Note: Exchange rates used for conversion:	USD	XDR	EURO	JYP(000)									
		Nu.	94.585	74.975	659.500									
	Source: DPA													

9. SOVEREIGN GUARANTEE

The sovereign guarantee as on 30th June 2016 was Nu. 202.329 million which was 0.14% of GDP. The guarantee was within the 5% threshold set by the Public Debt Policy 2016 for the sovereign guarantees. The statement of Government Guarantees as on 30th June, 2016 is presented in table 25.

10. GOVERNMENT'S EQUITY PORTFOLIO

The value of government's equity portfolio in various corporations was Nu. 49,294.172 million as on 30th June 2016, which is an increase by Nu. 1,581.976 million (3.3%) compared to the previous fiscal year. The government held equity in fifteen corporations including DHI.

The increase in government equity portfolio was mainly due to the incorporation of six new State Owned Enterprises (SOE) by the government. The six new SOEs increased the government's equity holding by Nu. 762.300 million.

The statement of Government equity portfolio is presented in Table 26.

Table 25: Statement of Sovereign Guarantee issued by Government as of 30th June 2016

Sl. No.	Name of the beneficiary	Date of issue	Issued to	Purpose of Issue	Original Guaranteed Amount		Validity	Balance Amount		Remarks
					Foreign Currency	Nu. Million		FX	Nu. million	
1	Dharma Industries, Social 3, People's Projects	30th July 2007	Bhutan National Bank Limited	Working Capital for establishment of industry to manufacture statues		15.00	10 years		2.329	Sanctioned Nu. 9,988,042.98 against the guaranteed amount
2	Bhutan Development Bank Ltd.	2nd April 2008	National Pension and Provident Fund	Rural Credit including SME		400.00	10 years		200.000	Principle repayment will start from Mar 2014. Total Loan Nu. 500 million. Guaranteed Amount is Nu. 400 million
	Total					415.00			202.329	

Table: 26 Statement of Government Equity Portfolio as on 30th June 2016

		Investment			Divestment/Transfer			Share holding as on 30/06/2016				
		No. of shares	Value (Nu)	% Hold- ing	Face value	No. of shares	Amount (Nu)	No. of share	Amo- unt (Nu)	No. of shares	Value (Nu)	% Hold- ing
I	Manufacturing		47,135,639								47,875,442	
1	Army Welfare Project	25,000	25,000	100%	1,000					25,200	25,200	100%
2	Bhutan Agro Industries Limited	290,636	29,064	100%	100					290,636	29,064	100%
3	National Housing Development Corp Ltd	2,727,961	2,727,961	100%	1,000					2,727,961	2,727,961	100%
4	Kuensel Corporation	255,000	25,500	51%	100				-	255,000	25,500	51%
5	Druk Holding & Investments Ltd1	443,281,142	44,328,114	100%	100	7,396,027	739,603			450,677,169	45,067,717	100%
II	Trading		15,000								111,000	
6	Food Corporation of Bhutan	15,000	15,000	100%	1,000				-	15,000	15,000	100%
7	Royal Bhutan Lottery Ltd2			100%	100	160,000	16,000			160,000	16,000	100%
8	Bhutan Duty Free Ltd3			100%	100	800,000	80,000			800,000	80,000	100%
III	Services		154,430								820,730	
9	Bhutan Postal Corporation	235,952	23,595	100%	100					235,952	23,595	100%
10	Bhutan Broadcasting Service Limited	1,308,351	130,835	100%	100					1,308,351	130,835	100%
11	Royal Bhutan Helicopter Services Ltd4					6,000,000	600,000	100%	100	6,000,000	600,000	100%
12	Farm Machinery Corporation Ltd5			100%	100	333,000	33,300	100.00	100	333,000	33,300	100%
13	Green Bhutan Corporation Ltd6			100%	100	330,000	33,000			330,000	33,000	100%
IV	Financial Institutions		487,000								487,000	
15	Bhutan Development Bank Ltd		487,000	96.00%	1,000					-	487,000	96.00%
	TOTAL		47,792,069								49,294,172	

The government holds 100% equity in all fifteen corporations, except for Kuensel Corporation Limited (51%) and Bhutan Development Bank Limited (96%).

11. CONSOLIDATED FUND ACCOUNT

The fiscal year 2015-16 started with the negative Government Consolidated Accounts (GCA) of Nu. 1,931.511 million and ended with negative balance of Nu. 4,589.577 million. The reconciliation of the Government Consolidated Fund Account is presented in the Table 25 below.

Table 27. RECONCILIATION OF GOVERNMENT CONSOLIDATED FUND ACCOUNT FOR THE FY 2015-16

SL. NO.	PARTICULARS	NU. IN MILLION
1	Opening Balance as on July 1, 2015	(1,931.511)
2	RECEIPTS DURING THE YEAR	71,140.488
	Budget Fund Account (DPA)	40,167.974
	Revenue Account (DRC&BOB)	28,541.616
	Non-Revenue Account (BOB)	2,430.898
3	LESS: PAYMENTS DURING THE YEAR	73,920.971
	Budget Fund Account (DPA)	21,112.030
	Withdrawals from LC A/c (BOB)	52,301.137
	Withdrawals from Revenue A/c (DRC&BOB)	507.804
4	Closing Balance as on 30 June 2016 (DPA)	(4,711.993)
5	RECONCILIATION:	
	Closing Balance as on 30 June 2016 (BoB/RMA)	(4,589.577)
	Add: Fund in Transit (Cr.) as on 30.06.2016 (BoB)	0.000
	Less: Fund in Transit (Dr.) as on 30.06.2016 (BoB)	0.000
6	Closing Balance as on 30 June 2016 (BoB/RMA)	(4,589.577)
7	Add:	1.000
	a) Credits (Deposits) as per DPA but not in BoB	1.000
	b) Debits (Payments) as per BoB but not in DPA	0.000
8	Less:	123.416
	a) Credit (Deposits) as per BoB but not in DPA	123.416
	b) Debits (Payments) as per DPA but not in BoB	0.000
9	Closing Bank Balance as on 30 June 2016 (DPA)	(4,711.993)

12. GOVERNMENT BUDGET FUND ACCOUNT

Reconciliation of Government Budget Fund Account for the FY 2015-16 is presented in the Table 26 below.

Table 28: RECONCILIATION OF GOVERNMENT BUDGET FUND ACCOUNT FOR THE FY 2015-16

Sl. No.	PARTICULARS	Nu. IN MILLION	REMARKS
1	Closing Balance as per Bank Statement as of 30th June 2016	19,178.359	
2	Add:		
a	Credits as per Cash Book but not in BoB	1.000	Annexure - 1
3	Less:		
a	Credits as per BoB but not in Cash Book	123.416	Annexure - 2
4	Closing Balance as per Cash Book as of 30th June 2016	19,055.943	

12.1 RECONCILIATION DETAILS

Annexure - 1 : CREDITS AS PER CASH BOOK BUT NOT IN BANK

Sl. No.	PARTICULARS	Nu. in 'million
	Deposits of FY 2015-16 credited by BoB in FY 2016-17	
i	Surrender of Closing balance for LC/204.01/1001	1.000
	Total	1.000

Annexure - 2 : CREDITS AS PER BANK BUT NOT IN CASH BOOK

Sl. No.	PARTICULARS	Nu. in million
	Deposits of FY 2014-15 credited by BoB in FY 2015-16	
i	Surrender of un-utilized fund- LC/129.01/1001	0.146
ii	Refund of salary from Namgay and Sapna Subba- LC/129.01/0001	0.753
iii	Surrender of fund: Adoption of austerity measures- LC/129.01/0001	0.143
iv	Loan repayment of ADB Phase II (BDBL)	0.929
v	Refund of excess salary from Rinchen Wangdi, Forest Ranger- LC/204.01/0001	0.912
vi	Purchase of training equipment for students in Draktsho- UNICEF, FIC 2215	0.169
vii	Signing of Bhutan children's parliament in Punakha- UNICEF, FIC 4079	0.950
viii	Support to good governance- UNICEF, FIC 2984	0.510

Sl. No.	PARTICULARS	Nu. in million
ix	International day against drug abuse and illicit trafficking- UNICEF, FIC 2478	0.378
x	Reimbursement of additional cost for international learning exchange program- UNICEF, FIC 2309	0.072
xi	Undergraduate scholarship- GOI 11 FYP, FIC 2950	110.000
xii	Loan repayment from Druk Air Corporation	8.453
	Total	123.416

13. REFUNDABLE DEPOSIT, REVOLVING AND TRUST FUNDS ACCOUNTS

The statement of operations of Refundable Deposit Account, Trust Fund Accounts and Revolving Fund Accounts for the year ended 30th June 2016 is presented in the Table 27 below.

Table 29. Statement of Operation of Refundable Deposits, Revolving and Trust Funds Accounts for the FY 2015-16

(Amount in Million)

Sl. No.	Name of the Accounts	Opening Balance	Receipts	Payments	Closing Balance	Currency
1	Refundable Deposit Account	0.000	1274.375	500.000	774.376	Nu.
2	Bhutan Health Trust Fund	1,403.554	281.642	189.156	1,496.040	Nu.
3	Bhutan Trust Fund for Environment Conservation	47.450	5.526	2.798	50.223	USD
4	Cultural Trust Fund	59.704	4.182	0.000	63.886	Nu.
5	Bhutan Information Communication and Media Authority	323.039	94.002	152.019	265.022	Nu.
6	Revolving Fund for Two Wheelers	10.167	4.732	10.226	4.673	Nu.
	Revolving Fund [National Center for Animal Health]	2.733	9.593	1.243	11.083	Nu.
	Revolving Fund of sales proceeds of NPPC	15.542	37.999	37.128	16.414	Nu.

14. OPERATION OF CURRENT DEPOSIT (CD) ACCOUNTS

Presented below in Table 28 is the summary of Current Deposit accounts that were in operation as on 30 June 2016. The detailed schedule of current deposit accounts is also included in the report.

Table 30: STATEMENT OF CURRENT DEPOSIT ACCOUNT

Sl. No.	Account Type	Number of Accounts	Closing Balance(Nu.)
1	Gewogs	205	18.717
2	Judiciary	20	109.250
3	Municipalities	20	384.758
4	Others	134	1,196.265
	Total	379	1,708.990

SCHEDULE 1: SCHEDULE OF REVISED BUDGET AND ACTUAL EXPENDITURE COMPARISON FOR THE FY 2015-16

AU Code	ADMINISTRATIVE UNIT	REVISED BUDGET APPROPRIATIONS				ACTUAL ANNUAL EXPENDITURE				AMOUNT OF VARIATION				
		CURRENT	CAPITAL	LEN/ REPAY	TOTAL	CUR-RENT	CAPITAL	LEN/ REPAY	TOTAL	CUR-RENT	CAPITAL	LEN/ REPAY	TOTAL	%VAR
101.01	HIS MAJESTY'S SECRETARIAT	32.202	1.650		33.852	28.773	0.975		29.747	3.429	0.675	0.000	4.105	12.13%
102.01	HIS MAJESTY'S SECRETARIAT (4TH KING)	26.965	0.088		27.053	19.890	0.050		19.940	7.075	0.038	0.000	7.113	26.29%
103.01	NATIONAL ASSEMBLY OF BHUTAN	106.325	9.562		115.887	106.081	9.373		115.455	0.244	0.189	0.000	0.432	0.37%
104.01	NATIONAL COUNCIL OF BHUTAN	74.848	5.741		80.589	74.373	5.377		79.750	0.475	0.364	0.000	0.839	1.04%
105.01	COUNCIL FOR RELIGIOUS AFFAIRS	599.783	253.036		852.819	597.524	212.897		810.421	2.259	40.139	0.000	42.398	4.97%
111.01	CABINET SECRETARIAT	51.838	58.776		110.614	48.369	51.585		99.954	3.469	7.191	0.000	10.660	9.64%
112.01	OFFICE OF THE ATTORNEY GENERAL	34.046	4.347		38.393	34.168	4.065		38.233	-0.122	0.282	0.000	0.160	0.42%
113.01	BHUTAN OLYMPIC COMMITTEE	53.746	100.422		154.168	48.986	59.327		108.313	4.760	41.095	0.000	45.855	29.74%
114.01	DZONGKHA DEVELOPMENT COMMISSION	17.592	5.579		23.171	15.710	3.793		19.503	1.882	1.786	0.000	3.668	15.83%
115.01	NATIONAL LAND COMMISSION	163.185	89.539		252.724	154.465	81.617		236.082	8.720	7.922	0.000	16.642	6.59%
116.01	CENTRE FOR BHUTAN STUDIES AND GNH RESEARCH	35.395	11.830		47.225	35.394	11.204		46.597	0.001	0.626	0.000	0.628	1.33%
117.01	GROSS NATIONAL HAPPINESS COMMISSION	43.689	100.790		144.479	41.265	84.197		125.461	2.424	16.593	0.000	19.018	13.16%
118.01	NATIONAL ENVIRONMENT COMMISSION	35.953	146.540		182.493	31.134	115.908		147.042	4.819	30.632	0.000	35.451	19.43%

AU Code	ADMINISTRATIVE UNIT	REVISED BUDGET APPROPRIATIONS				ACTUAL ANNUAL EXPENDITURE				AMOUNT OF VARIATION				
		CURRENT	CAPITAL	LEN/REPAY	TOTAL	CUR-RENT	CAPITAL	LEN/REPAY	TOTAL	CUR-RENT	CAPITAL	LEN/REPAY	TOTAL	%VAR
119.01	ROYAL INSTITUTE OF MANAGEMENT	58.538	56.955		115.493	49.906	40.187		90.094	8.632	16.768	0.000	25.399	21.99%
120.01	ROYAL UNIVERSITY OF BHUTAN		453.108		453.108		229.494		229.494	0.000	223.614	0.000	223.614	49.35%
121.01	NATIONAL STATISTICS BUREAU	230.460	7.961		238.421	84.383	5.470		89.853	146.077	2.491	0.000	148.568	62.31%
122.01	BHUTAN NARCOTICS CONTROL AUTHORITY	17.765	4.874		22.639	15.437	4.589		20.026	2.328	0.285	0.000	2.613	11.54%
123.01	BHUTAN INFORMATION COMMUNICATION MEDIA AUTHORITY	19.475	192.899		212.374	17.039	153.956		170.994	2.436	38.943	0.000	41.380	19.48%
124.01	THROMDEYS	577.900	119.785		697.685	563.030	75.768		638.798	14.870	44.017	0.000	58.887	8.44%
125.01	DRUG REGULATORY AUTHORITY	13.603	4.621		18.224	12.891	3.569		16.460	0.712	1.052	0.000	1.764	9.68%
126.01	TOURISM COUNCIL OF BHUTAN	66.823	85.868		152.691	57.739	59.893		117.633	9.084	25.975	0.000	35.058	22.98%
127.01	NATIONAL COMMISSION FOR WOMEN & CHILDREN	14.024	16.179		30.203	12.444	14.552		26.995	1.580	1.627	0.000	3.208	10.62%
128.01	ROYAL EDUCATION COUNCIL	46.539	52.296		98.835	43.367	39.434		82.800	3.172	12.862	0.000	16.035	16.22%
129.01	BHUTAN COUNCIL FOR SCHOOL EXAMINATION & ASSESSMENT	115.160	14.736		129.896	98.471	12.865		111.336	16.689	1.871	0.000	18.560	14.29%
130.01	ROYAL PRIVY COUNCIL	19.369	6.556		25.925	14.650	2.701		17.351	4.719	3.855	0.000	8.574	33.07%
131.01	BHUTAN STANDARD BUREAU	27.411	4.024		31.435	26.904	3.455		30.359	0.507	0.569	0.000	1.076	3.42%
132.01	KHESAR GYALPO UNIVERSITY OF MEDICAL SCIENCES OF BHUTAN	28.742	65.178		93.920	25.620	58.548		84.167	3.122	6.630	0.000	9.753	10.38%

AU Code	ADMINISTRATIVE UNIT	REVISED BUDGET APPROPRIATIONS				ACTUAL ANNUAL EXPENDITURE				AMOUNT OF VARIATION				
		CURRENT	CAPITAL	LEN/REPAY	TOTAL	CUR-RENT	CAPITAL	LEN/REPAY	TOTAL	CUR-RENT	CAPITAL	LEN/REPAY	TOTAL	%VAR
133.01	JIGME SINGYE WANGCHUCK SCHOOL OF LAW	9.712	128.697		138.409	8.275	14.581		22.856	1.437	114.116	0.000	115.553	83.49%
134.01	BHUTAN NATIONAL LEGAL INSTITUTE	17.885	12.525		30.410	14.328	8.376		22.704	3.557	4.149	0.000	7.706	25.34%
135.01	CIVIL SOCIETY ORGANIZATIONS AUTHORITY	3.743	4.857		8.600	3.024	1.525		4.549	0.719	3.332	0.000	4.051	47.11%
136.01	JIGME DORJI WANGCHUCK NATIONAL REFERRAL HOSPITAL	881.995	110.828		992.823	856.529	109.095		965.624	25.466	1.733	0.000	27.199	2.74%
	TOTAL : AUTONOMOUS	3,424.711	2,129.847		5,554.558	3,140.168	1,478.424		4,618.592	284.543	651.423	0.000	935.966	16.85%
107.01	ROYAL CIVIL SERVICE COMMISSION	87.792	272.888		360.680	82.202	145.521		227.723	5.590	127.367	0.000	132.957	36.86%
108.01	ANTI-CORRUPTION COMMISSION	54.719	39.251		93.970	52.243	36.428		88.671	2.476	2.823	0.000	5.299	5.64%
109.01	ELECTION COMMISSION OF BHUTAN	241.733	82.507		324.240	94.401	81.301		175.703	147.332	1.206	0.000	148.537	45.81%
110.01	ROYAL AUDIT AUTHORITY	151.558	102.477		254.035	147.894	58.553		206.447	3.664	43.924	0.000	47.588	18.73%
	TOTAL : CONSTITUTIONAL BODIES	535.802	497.123		1,032.925	376.741	321.803		698.544	159.061	175.320	0.000	334.381	32.37%
106.01	JUDICIARY	279.986	123.303		403.289	265.067	104.509		369.576	14.919	18.794	0.000	33.713	8.36%
	TOTAL : JUDICIARY	279.986	123.303		403.289	265.067	104.509		369.576	14.919	18.794	0.000	33.713	8.36%
401.01	DZONGKHAG ADMINISTRATION, CHHIUKHA	483.362	185.409		668.771	480.455	150.381		630.836	2.907	35.028	0.000	37.935	5.67%
402.01	DZONGKHAG ADMINISTRATION, HAA	164.615	131.344		295.959	157.959	115.340		273.299	6.656	16.004	0.000	22.660	7.66%

AU Code	ADMINISTRATIVE UNIT	REVISED BUDGET APPROPRIATIONS				ACTUAL ANNUAL EXPENDITURE				AMOUNT OF VARIATION				
		CURRENT	CAPITAL	LEN/REPAY	TOTAL	CUR-RENT	CAPITAL	LEN/REPAY	TOTAL	CUR-RENT	CAPITAL	LEN/REPAY	TOTAL	%VAR
403.01	DZONGKHAG ADMINISTRATION, PARO	430.817	111.561		542.378	430.761	109.396		540.156	0.056	2.165	0.000	2.222	0.41%
404.01	DZONGKHAG ADMINISTRATION, SAMTSE	526.914	380.076		906.990	516.019	351.375		867.394	10.895	28.701	0.000	39.596	4.37%
405.01	DZONGKHAG ADMINISTRATION, TSIRANG	218.683	95.977		314.660	216.170	88.531		304.701	2.513	7.446	0.000	9.959	3.16%
406.01	DZONGKHAG ADMINISTRATION, DAGANA	308.422	158.753		467.175	299.854	126.127		425.981	8.568	32.626	0.000	41.194	8.82%
407.01	DZONGKHAG ADMINISTRATION, PUNAKHA	338.740	148.428		487.168	333.758	142.234		475.992	4.982	6.194	0.000	11.176	2.29%
408.01	DZONGKHAG ADMINISTRATION, WANGDUE PHODRANG	374.389	175.138		549.527	374.057	126.794		500.851	0.332	48.344	0.000	48.676	8.86%
409.01	DZONGKHAG ADMINISTRATION, BUMTHANG	204.578	161.001		365.579	204.496	155.069		359.565	0.082	5.932	0.000	6.014	1.65%
410.01	DZONGKHAG ADMINISTRATION, SARPANG	325.253	155.108		480.361	324.126	111.977		436.103	1.127	43.131	0.000	44.258	9.21%
411.01	DZONGKHAG ADMINISTRATION, ZHEMGANG	259.199	217.572		476.771	243.651	210.939		454.590	15.548	6.633	0.000	22.181	4.65%
412.01	DZONGKHAG ADMINISTRATION, TRONGSA	198.547	238.129		436.676	195.988	159.824		355.812	2.559	78.305	0.000	80.864	18.52%
413.01	DZONGKHAG ADMINISTRATION, LHUENTSE	221.409	226.570		447.979	221.145	214.706		435.851	0.264	11.864	0.000	12.128	2.71%

AU Code	ADMINISTRATIVE UNIT	REVISED BUDGET APPROPRIATIONS				ACTUAL ANNUAL EXPENDITURE				AMOUNT OF VARIATION				
		CURRENT	CAPITAL	LEN/REPAY	TOTAL	CUR-RENT	CAPITAL	LEN/REPAY	TOTAL	CUR-RENT	CAPITAL	LEN/REPAY	TOTAL	%VAR
414.01	DZONGKHAG ADMINISTRATION, MONGAR	402.353	270.426		672.779	400.331	235.501		635.832	2.022	34.925	0.000	36.947	5.49%
415.01	DZONGKHAG ADMINISTRATION, PEMA GATSHEL	323.074	289.728		612.802	319.441	268.014		587.455	3.633	21.714	0.000	25.347	4.14%
416.01	DZONGKHAG ADMINISTRATION, SAMDRUP JONGKHAR	313.077	197.766		510.843	309.376	167.404		476.779	3.701	30.362	0.000	34.064	6.67%
417.01	DZONGKHAG ADMINISTRATION, TRASHIGANG	610.583	338.144		948.727	610.247	281.912		892.159	0.336	56.232	0.000	56.568	5.96%
418.01	DZONGKHAG ADMINISTRATION, THIMPHU	196.412	149.487		345.899	180.230	141.956		322.186	16.182	7.531	0.000	23.713	6.86%
419.01	DZONGKHAG ADMINISTRATION, GASA	88.506	124.009		212.515	87.995	117.749		205.744	0.511	6.260	0.000	6.771	3.19%
420.01	DZONGKHAG ADMINISTRATION, TRASHI YANGTSE	241.562	207.916		449.478	241.454	204.237		445.691	0.108	3.679	0.000	3.787	0.84%
TOTAL : DZONGKHAG		6,230.495	3,962.542		10,193.037	6,147.512	3,479.466		9,626.978	82.983	483.076	0.000	566.059	5.55%
401.02	SAMPHELING GEWOG, CHHUKHA	1.303	16.348		17.651	1.282	16.253		17.535	0.021	0.095	0.000	0.116	0.66%
401.03	BONGO GEWOG, CHHUKHA	1.388	16.505		17.893	1.386	15.003		16.389	0.002	1.502	0.000	1.504	8.40%
401.04	CHAPCHA GEWOG, CHHUKHA	1.388	8.241		9.629	1.326	5.957		7.283	0.062	2.284	0.000	2.346	24.37%
401.05	DUNGNA GEWOG, CHHUKHA	1.188	7.240		8.428	1.171	6.768		7.939	0.017	0.472	0.000	0.489	5.80%
401.06	GELING GEWOG, CHHUKHA	1.283	8.054		9.337	1.272	8.016		9.287	0.011	0.038	0.000	0.050	0.53%

AU Code	ADMINISTRATIVE UNIT	REVISED BUDGET APPROPRIATIONS				ACTUAL ANNUAL EXPENDITURE				AMOUNT OF VARIATION				
		CURRENT	CAPITAL	LEN/REPAY	TOTAL	CUR-RENT	CAPITAL	LEN/REPAY	TOTAL	CUR-RENT	CAPITAL	LEN/REPAY	TOTAL	%VAR
401.07	DARLA GEWOG, CHHUKHA	1.388	19.558		20.946	1.379	18.956		20.335	0.009	0.602	0.000	0.611	2.92%
401.08	GETANA GEWOG, CHHUKHA	1.273	6.537		7.810	1.198	5.563		6.761	0.075	0.974	0.000	1.049	13.43%
401.09	BJACHHO GEWOG, CHHUKHA	1.282	8.471		9.753	1.274	8.187		9.462	0.008	0.284	0.000	0.291	2.99%
401.10	LOKCHINA GEWOG, CHHUKHA	1.283	17.950		19.233	1.282	17.948		19.230	0.001	0.002	0.000	0.003	0.02%
401.11	METAKHA GEWOG, CHHUKHA	1.259	5.837		7.096	1.258	5.801		7.060	0.001	0.036	0.000	0.036	0.51%
401.12	PHUENTSHOLING GEWOG, CHHUKHA	1.132	16.504		17.636	1.131	15.838		16.969	0.001	0.666	0.000	0.667	3.78%
402.02	BJI GEWOG, HAA	1.289	9.688		10.977	1.274	8.524		9.797	0.015	1.164	0.000	1.180	10.75%
402.03	KATSHO GEWOG, HAA	1.289	5.504		6.793	1.277	5.479		6.756	0.012	0.025	0.000	0.037	0.55%
402.04	SANGBEY GEWOG, HAA	1.364	9.967		11.331	1.290	6.907		8.198	0.074	3.060	0.000	3.133	27.65%
402.05	SAMA GEWOG, HAA	1.289	12.128		13.417	1.268	11.956		13.224	0.021	0.172	0.000	0.193	1.44%
402.06	IUSU GEWOG, HAA	1.289	7.502		8.791	1.283	7.259		8.542	0.006	0.243	0.000	0.249	2.84%
402.07	GAKIDLING GEWOG, HAA	1.204	10.009		11.213	1.001	9.158		10.159	0.203	0.851	0.000	1.054	9.40%
403.02	DOBSHARI GEWOG, PARO	1.303	8.265		9.568	1.300	7.665		8.965	0.003	0.600	0.000	0.603	6.30%
403.03	DOGAR GEWOG, PARO	1.283	6.810		8.093	1.282	6.808		8.091	0.001	0.002	0.000	0.002	0.03%
403.04	DOTENG GEWOG, PARO	1.283	6.515		7.798	1.283	6.513		7.796	0.000	0.002	0.000	0.002	0.02%
403.05	HUNGREL GEWOG, PARO	1.283	5.216		6.499	1.261	4.210		5.471	0.022	1.006	0.000	1.028	15.82%
403.06	LANGO GEWOG, PARO	1.303	8.909		10.212	1.303	5.459		6.761	0.001	3.450	0.000	3.451	33.79%
403.07	LUNGNYI GEWOG, PARO	1.283	7.337		8.620	1.238	6.992		8.230	0.045	0.345	0.000	0.390	4.52%
403.08	NAJA GEWOG, PARO	1.303	11.935		13.238	1.262	10.442		11.703	0.041	1.493	0.000	1.535	11.59%
403.09	SHABA GEWOG, PARO	1.303	10.669		11.972	1.296	10.484		11.780	0.007	0.185	0.000	0.192	1.61%

AU Code	ADMINISTRATIVE UNIT	REVISED BUDGET APPROPRIATIONS				ACTUAL ANNUAL EXPENDITURE				AMOUNT OF VARIATION				
		CURRENT	CAPITAL	LEN/REPAY	TOTAL	CUR-RENT	CAPITAL	LEN/REPAY	TOTAL	CUR-RENT	CAPITAL	LEN/REPAY	TOTAL	%VAR
403.10	TSENTO GEWOG, PARO	1.303	13.017		14.320	1.303	12.492		13.794	0.000	0.525	0.000	0.526	3.67%
403.11	WANGCHANG GEWOG, PARO	1.303	14.828		16.131	1.302	14.077		15.379	0.001	0.751	0.000	0.752	4.66%
404.02	(BARA) NORGAYGANG GEWOG, SAMTSE	1.395	9.550		10.945	1.254	8.148		9.403	0.141	1.402	0.000	1.542	14.09%
404.03	(BIRU) PEMALING GEWOG, SAMTSE	1.303	14.192		15.495	1.296	14.118		15.414	0.007	0.074	0.000	0.081	0.52%
404.04	(CHARGHAREY) SANGGACHOLING GEWOG, SAMTSE	1.303	13.696		14.999	1.260	11.746		13.007	0.043	1.950	0.000	1.992	13.28%
404.05	(CHENGMAR) NORBUGANG GEWOG, SAMTSE	1.282	16.025		17.307	1.244	15.362		16.607	0.038	0.663	0.000	0.700	4.05%
404.06	DENCHUKHA GEWOG, SAMTSE	1.294	14.612		15.906	1.263	12.883		14.146	0.031	1.729	0.000	1.760	11.07%
404.07	(DOROKHA) DOPHUCHEN GEWOG, SAMTSE	1.395	20.569		21.964	1.354	20.554		21.907	0.041	0.015	0.000	0.057	0.26%
404.08	DUMTEOD GEWOG, SAMTSE	1.287	10.357		11.644	1.265	9.285		10.550	0.022	1.072	0.000	1.094	9.40%
404.09	YOEDSELTSE GEWOG, SAMTSE	1.283	18.406		19.689	1.210	18.025		19.234	0.073	0.381	0.000	0.455	2.31%
404.10	NAMGAYCHEOLING GEWOG, SAMTSE	1.283	13.863		15.146	1.270	8.606		9.877	0.013	5.257	0.000	5.269	34.79%
404.11	TENDU GEWOG, SAMTSE	1.303	16.485		17.788	1.203	14.497		15.700	0.100	1.988	0.000	2.088	11.74%
404.12	UGYENTSE GEWOG, SAMTSE	1.283	10.765		12.048	1.249	8.213		9.462	0.034	2.552	0.000	2.586	21.46%
404.13	(PUGLI) PHUENTSHOPELRI GEWOG, SAMTSE	1.303	16.075		17.378	1.176	14.016		15.192	0.127	2.059	0.000	2.186	12.58%

AU Code	ADMINISTRATIVE UNIT	REVISED BUDGET APPROPRIATIONS				ACTUAL ANNUAL EXPENDITURE				AMOUNT OF VARIATION				
		CURRENT	CAPITAL	LEN/REPAY	TOTAL	CUR-RENT	CAPITAL	LEN/REPAY	TOTAL	CUR-RENT	CAPITAL	LEN/REPAY	TOTAL	%VAR
404.14	SAMTSE GEWOG, SAMTSE	1.323	16.472		17.795	1.250	11.796		13.046	0.073	4.676	0.000	4.749	26.69%
404.15	(SIBSU) TASHICHOLING GEWOG, SAMTSE	1.310	10.176		11.486	1.277	8.559		9.836	0.033	1.617	0.000	1.650	14.36%
404.16	TADING GEWOG, SAMTSE	1.303	16.317		17.620	1.182	10.597		11.780	0.121	5.720	0.000	5.840	33.15%
405.02	(BETEN) PATSHALING GEWOG, TSIRANG	1.289	7.797		9.086	1.282	7.322		8.603	0.007	0.475	0.000	0.483	5.31%
405.03	DUNGLAGANG GEWOG, TSIRANG	1.289	6.151		7.440	1.281	6.056		7.337	0.008	0.095	0.000	0.103	1.38%
405.04	BARSHONG GEWOG, TSIRANG	1.279	4.409		5.688	1.276	3.934		5.210	0.003	0.475	0.000	0.478	8.41%
405.05	GOSELING GEWOG, TSIRANG	1.289	6.655		7.944	1.208	5.912		7.120	0.081	0.743	0.000	0.824	10.37%
405.06	RANGTHANGLING GEWOG, TSIRANG	1.289	9.011		10.300	1.275	7.297		8.573	0.014	1.714	0.000	1.727	16.77%
405.07	KILKHORTHANG GEWOG, TSIRANG	1.289	7.111		8.400	1.288	6.966		8.253	0.001	0.145	0.000	0.147	1.75%
405.08	MENDRELGANG GEWOG, TSIRANG	1.289	6.385		7.674	1.276	6.342		7.618	0.013	0.043	0.000	0.056	0.73%
405.09	(PATALEY) SERGITHANG GEWOG, TSIRANG	1.281	6.138		7.419	1.272	4.191		5.463	0.009	1.947	0.000	1.956	26.36%
405.10	PHUENTENCHHU GEWOG, TSIRANG	1.289	5.508		6.797	1.275	4.809		6.084	0.014	0.699	0.000	0.713	10.49%
405.11	SHEMJONG GEWOG, TSIRANG	1.289	5.852		7.141	1.288	4.740		6.028	0.001	1.112	0.000	1.113	15.59%
405.12	TSHOLINGKCHAR GEWOG, TSIRANG	1.287	5.813		7.100	1.244	5.804		7.048	0.043	0.009	0.000	0.052	0.74%
405.13	TSIRANGTEOD GEWOG, TSIRANG	1.289	3.804		5.093	1.275	3.223		4.498	0.014	0.581	0.000	0.595	11.69%

AU Code	ADMINISTRATIVE UNIT	REVISED BUDGET APPROPRIATIONS				ACTUAL ANNUAL EXPENDITURE				AMOUNT OF VARIATION				
		CURRENT	CAPITAL	LEN/REPAY	TOTAL	CUR-RENT	CAPITAL	LEN/REPAY	TOTAL	CUR-RENT	CAPITAL	LEN/REPAY	TOTAL	%VAR
406.02	DORONA GEWOG, DAGANA	1.289	6.319		7.608	1.276	6.183		7.459	0.013	0.136	0.000	0.149	1.96%
406.03	DRUJYANG GEWOG, DAGANA	1.299	10.549		11.848	1.299	10.549		11.848	0.000	0.000	0.000	0.000	0.00%
406.04	GESARLING GEWOG, DAGANA	1.299	10.664		11.963	1.284	8.189		9.473	0.015	2.475	0.000	2.490	20.81%
406.05	GOSHI GEWOG, DAGANA	1.299	10.940		12.239	1.299	10.940		12.239	0.000	0.000	0.000	0.000	0.00%
406.06	KANA GEWOG, DAGANA	1.305	9.801		11.106	1.234	9.796		11.030	0.071	0.005	0.000	0.076	0.69%
406.07	KHEBISA GEWOG, DAGANA	1.299	7.462		8.761	1.189	7.387		8.576	0.110	0.075	0.000	0.185	2.11%
406.08	LAJAB GEWOG, DAGANA	1.289	6.477		7.766	1.289	5.366		6.655	0.000	1.111	0.000	1.111	14.30%
406.09	TRASHIDING GEWOG, DAGANA	1.299	7.607		8.906	1.296	7.071		8.367	0.003	0.536	0.000	0.539	6.06%
406.10	TSENDAGANG GEWOG, DAGANA	1.299	8.259		9.558	1.297	8.253		9.549	0.002	0.006	0.000	0.009	0.09%
406.11	TSANGKHA GEWOG, DAGANA	1.299	7.270		8.569	1.290	7.269		8.559	0.009	0.001	0.000	0.010	0.11%
406.12	TSEZA GEWOG, DAGANA	1.299	8.524		9.823	1.159	7.616		8.775	0.140	0.908	0.000	1.048	10.67%
406.13	KARMALING (DEORALI) GEWOG, DAGANA	1.292	8.821		10.113	1.290	8.808		10.098	0.002	0.013	0.000	0.015	0.15%
406.14	LHAMOIZINGKHA GEWOG, DAGANA	1.298	7.029		8.327	1.234	7.025		8.259	0.064	0.004	0.000	0.068	0.82%
406.15	NICHULA GEWOG, DAGANA	1.282	7.714		8.996	1.270	7.197		8.467	0.012	0.517	0.000	0.529	5.88%
407.02	CHHUBU GEWOG, PUNAKHA	1.290	9.568		10.858	1.282	4.399		5.682	0.008	5.169	0.000	5.176	47.67%
407.03	GOENSHARI GEWOG, PUNAKHA	1.280	4.327		5.607	1.277	4.277		5.554	0.003	0.050	0.000	0.053	0.95%

AU Code	ADMINISTRATIVE UNIT	REVISED BUDGET APPROPRIATIONS				ACTUAL ANNUAL EXPENDITURE				AMOUNT OF VARIATION				
		CURRENT	CAPITAL	LEN/REPAY	TOTAL	CUR-RENT	CAPITAL	LEN/REPAY	TOTAL	CUR-RENT	CAPITAL	LEN/REPAY	TOTAL	%VAR
407.04	GUMA GEWOG, PUNAKHA	1.310	9.240		10.550	1.282	8.749		10.031	0.028	0.491	0.000	0.519	4.92%
407.05	KABJISA GEWOG, PUNAKHA	1.290	9.429		10.719	1.274	8.901		10.175	0.016	0.528	0.000	0.544	5.08%
407.06	LIMBUKHA GEWOG, PUNAKHA	1.280	4.355		5.635	1.272	4.266		5.538	0.008	0.089	0.000	0.097	1.72%
407.07	SHENGANA GEWOG, PUNAKHA	1.290	6.144		7.434	1.287	6.128		7.415	0.003	0.016	0.000	0.019	0.26%
407.08	TALO GEWOG, PUNAKHA	1.290	6.384		7.674	1.272	6.319		7.591	0.018	0.065	0.000	0.083	1.08%
407.09	TEOWANG GEWOG, PUNAKHA	1.290	7.881		9.171	1.278	7.456		8.734	0.012	0.425	0.000	0.437	4.77%
407.10	DZOMA GEWOG, PUNAKHA	1.290	5.927		7.217	1.289	5.922		7.210	0.001	0.005	0.000	0.007	0.09%
407.11	BAAP GEWOG, PUNAKHA	1.472	6.911		8.383	1.294	6.895		8.189	0.178	0.016	0.000	0.194	2.31%
407.12	TOEBESA GEWOG, PUNAKHA	1.296	7.090		8.386	1.265	6.892		8.157	0.031	0.198	0.000	0.229	2.73%
408.02	BJENA GEWOG, WANGDUE PHODRANG	1.271	15.223		16.494	1.270	7.320		8.591	0.001	7.903	0.000	7.903	47.92%
408.03	DANGCHHU GEWOG, WANGDUE PHODRANG	1.273	12.585		13.858	1.263	8.175		9.438	0.010	4.410	0.000	4.420	31.89%
408.04	DAGA GEWOG, WANGDUE PHODRANG	1.293	11.158		12.451	1.280	11.135		12.415	0.014	0.023	0.000	0.036	0.29%
408.05	GANGTEOD GEWOG, WANGDUE PHODRANG	1.282	7.170		8.452	1.279	7.101		8.380	0.003	0.069	0.000	0.072	0.85%
408.06	GASETSHOGONGM GEWOG, WANGDUE PHODRANG	1.282	10.294		11.576	1.241	8.554		9.794	0.041	1.740	0.000	1.782	15.39%
408.07	GASETSHOWGOM GEWOG, WANGDUE PHODRANG	1.272	5.132		6.404	1.263	4.545		5.808	0.009	0.587	0.000	0.596	9.30%

AU Code	ADMINISTRATIVE UNIT	REVISED BUDGET APPROPRIATIONS				ACTUAL ANNUAL EXPENDITURE				AMOUNT OF VARIATION				
		CURRENT	CAPITAL	LEN/REPAY	TOTAL	CUR-RENT	CAPITAL	LEN/REPAY	TOTAL	CUR-RENT	CAPITAL	LEN/REPAY	TOTAL	%VAR
408.08	KAZHI GEWOG, WANGDUE PHODRANG	1.274	8.699		9.973	1.274	7.609		8.883	0.000	1.090	0.000	1.090	10.93%
408.09	NAHI GEWOG, WANGDUE PHODRANG	1.270	5.737		7.007	1.270	5.336		6.606	0.000	0.401	0.000	0.401	5.72%
408.10	NYISHO GEWOG, WANGDUE PHODRANG	1.366	9.701		11.067	1.362	7.868		9.230	0.004	1.833	0.000	1.837	16.60%
408.11	PHANGYUEL GEWOG, WANGDUE PHODRANG	1.282	11.145		12.427	1.250	8.683		9.933	0.032	2.462	0.000	2.494	20.07%
408.12	PHOBI GEWOG, WANGDUE PHODRANG	1.282	12.140		13.422	1.282	8.275		9.557	0.000	3.865	0.000	3.865	28.80%
408.13	RUBESA GEWOG, WANGDUE PHODANG	1.367	7.260		8.627	1.367	5.235		6.602	0.000	2.025	0.000	2.025	23.47%
408.14	SEPHU GEWOG, WANGDUE PHODRANG	1.282	11.535		12.817	1.276	10.330		11.605	0.006	1.205	0.000	1.212	9.45%
408.15	ATHANG GEWOG, WANGDUE PHODRANG	1.272	10.929		12.201	1.268	10.835		12.102	0.004	0.094	0.000	0.099	0.81%
408.16	THEDTSHO GEWOG, WANGDUE PHODRANG	1.282	7.125		8.407	1.282	6.824		8.106	0.000	0.301	0.000	0.301	3.58%
409.02	CHHOEKHOR GEWOG, BUMTHANG	1.324	15.355		16.679	1.324	15.355		16.679	0.000	0.000	0.000	0.000	0.00%
409.03	CHHUMEY GEWOG, BUMTHANG	1.324	11.104		12.428	1.323	10.804		12.126	0.001	0.300	0.000	0.302	2.43%
409.04	TANG GEWOG, BUMTHANG	1.304	10.240		11.544	1.304	10.239		11.543	0.000	0.001	0.000	0.001	0.01%
409.05	URA GEWOG, BUMTHANG	1.304	7.917		9.221	1.294	7.424		8.718	0.010	0.493	0.000	0.503	5.45%
410.02	SAMTEYLING GEWOG, SARPANG	1.666	7.164		8.830	1.438	6.997		8.436	0.228	0.167	0.000	0.394	4.47%
410.03	CHHUZARGANG GEWOG, SARPANG	1.289	9.085		10.374	1.289	9.051		10.340	0.000	0.034	0.000	0.034	0.33%

AU Code	ADMINISTRATIVE UNIT	REVISED BUDGET APPROPRIATIONS				ACTUAL ANNUAL EXPENDITURE				AMOUNT OF VARIATION				
		CURRENT	CAPITAL	LEN/REPAY	TOTAL	CUR-RENT	CAPITAL	LEN/REPAY	TOTAL	CUR-RENT	CAPITAL	LEN/REPAY	TOTAL	%VAR
410.04	DEKIDLING GEWOG, SARPANG	1.308	10.878		12.186	1.259	10.828		12.087	0.049	0.050	0.000	0.099	0.81%
410.05	CHHUZOM GEWOG, SARPANG	1.289	15.093		16.382	1.215	14.220		15.434	0.074	0.873	0.000	0.948	5.78%
410.06	TAREYTHANG GEWOG, SARPANG	1.193	4.195		5.388	1.161	3.776		4.937	0.032	0.419	0.000	0.451	8.37%
410.07	GELEPHU GEWOG, SARPANG	1.309	12.543		13.852	1.304	8.501		9.805	0.005	4.042	0.000	4.047	29.21%
410.08	GAKIDLING GEWOG, SARPANG	1.289	10.546		11.835	1.276	9.486		10.762	0.013	1.060	0.000	1.073	9.06%
410.09	JIGMEDCHEOLING GEWOG, SARPANG	1.445	14.302		15.747	1.433	12.777		14.210	0.012	1.525	0.000	1.537	9.76%
410.10	UMLING GEWOG, SARPANG	1.288	5.851		7.139	1.225	5.705		6.931	0.063	0.146	0.000	0.208	2.92%
410.11	SINGYE GEWOG, SARPANG	1.279	6.647		7.926	1.259	6.517		7.775	0.020	0.130	0.000	0.151	1.90%
410.12	SHOMPANGKHA GEWOG, SARPANG	1.289	8.830		10.119	1.276	8.756		10.032	0.013	0.074	0.000	0.087	0.86%
410.13	SERSHONG GEWOG, SARPANG	1.282	7.337		8.619	1.282	7.090		8.372	0.000	0.247	0.000	0.247	2.87%
411.02	BARDO GEWOG, ZHEMGANG	1.283	19.369		20.652	1.281	19.297		20.578	0.002	0.072	0.000	0.074	0.36%
411.03	BJOKA GEWOG, ZHEMGANG	1.273	13.801		15.074	1.257	13.717		14.974	0.016	0.084	0.000	0.100	0.67%
411.04	NANGKOR GEWOG, ZHEMGANG	1.283	9.993		11.276	1.233	9.678		10.911	0.050	0.315	0.000	0.365	3.24%
411.05	NGANGLA GEWOG, ZHEMGANG	1.282	20.642		21.924	1.265	20.638		21.903	0.017	0.004	0.000	0.021	0.09%

AU Code	ADMINISTRATIVE UNIT	REVISED BUDGET APPROPRIATIONS				ACTUAL ANNUAL EXPENDITURE				AMOUNT OF VARIATION				
		CURRENT	CAPITAL	LEN/REPAY	TOTAL	CUR-RENT	CAPITAL	LEN/REPAY	TOTAL	CUR-RENT	CAPITAL	LEN/REPAY	TOTAL	%VAR
411.06	PHANGKHAR GEWOG, ZHEMGANG	1.283	17.780		19.063	1.283	17.680		18.963	0.000	0.100	0.000	0.100	0.52%
411.07	SHINGKHAR GEWOG, ZHEMGANG	1.283	14.580		15.863	1.270	13.326		14.596	0.013	1.254	0.000	1.267	7.99%
411.08	TRONG GEWOG, ZHEMGANG	1.326	15.657		16.983	1.319	15.648		16.967	0.007	0.009	0.000	0.016	0.10%
411.09	GOSHING GEWOG, ZHEMGANG	1.283	9.766		11.049	1.283	9.761		11.044	0.000	0.005	0.000	0.005	0.05%
412.02	DRAGTENG GEWOG, TRONGSA	1.290	9.669		10.959	1.264	7.273		8.537	0.026	2.396	0.000	2.422	22.10%
412.03	KORPHU GEWOG, TRONGSA	1.308	7.981		9.289	1.237	6.507		7.744	0.071	1.474	0.000	1.545	16.63%
412.04	LANGTHEL GEWOG, TRONGSA	1.284	10.129		11.413	1.217	9.482		10.699	0.067	0.647	0.000	0.714	6.26%
412.05	NUBI GEWOG, TRONGSA	1.284	12.476		13.760	1.268	10.873		12.140	0.016	1.603	0.000	1.620	11.77%
412.06	TANGSIBU GEWOG, TRONGSA	1.284	8.914		10.198	1.267	7.376		8.643	0.017	1.538	0.000	1.555	15.25%
413.02	GANGZUR GEWOG, LHUENTSE	1.312	14.538		15.850	1.300	14.310		15.611	0.012	0.228	0.000	0.239	1.51%
413.03	JAREY GEWOG, LHUENTSE	1.259	9.420		10.679	1.253	9.411		10.665	0.006	0.009	0.000	0.014	0.13%
413.04	KHOMA GEWOG, LHUENTSE	1.282	12.574		13.856	1.278	12.569		13.847	0.004	0.005	0.000	0.009	0.07%
413.05	KURTEOD GEWOG, LHUENTSE	1.289	9.631		10.920	1.285	8.572		9.857	0.004	1.059	0.000	1.063	9.73%
413.06	MINJAY GEWOG, LHUENTSE	1.279	9.357		10.636	1.278	9.355		10.633	0.001	0.002	0.000	0.003	0.03%
413.07	MENBI GEWOG, LHUENTSE	1.288	9.290		10.578	1.274	9.248		10.522	0.014	0.042	0.000	0.056	0.53%

AU Code	ADMINISTRATIVE UNIT	REVISED BUDGET APPROPRIATIONS				ACTUAL ANNUAL EXPENDITURE				AMOUNT OF VARIATION				
		CURRENT	CAPITAL	LEN/REPAY	TOTAL	CUR-RENT	CAPITAL	LEN/REPAY	TOTAL	CUR-RENT	CAPITAL	LEN/REPAY	TOTAL	%VAR
413.08	METSHO GEWOG, LHIJENTSE	1.197	9.375		10.572	1.188	9.302		10.490	0.009	0.073	0.000	0.082	0.78%
413.09	TSENKHAR GEWOG, LHIJENTSE	1.289	16.662		17.951	1.287	16.631		17.919	0.002	0.031	0.000	0.032	0.18%
414.02	BALAM GEWOG, MONGAR	1.372	7.912		9.284	1.363	7.900		9.263	0.009	0.012	0.000	0.021	0.23%
414.03	CHHALI GEWOG, MONGAR	1.290	9.051		10.341	1.281	8.609		9.891	0.009	0.442	0.000	0.450	4.36%
414.04	CHAKKHAR GEWOG, MONGAR	1.290	11.967		13.257	1.261	11.657		12.918	0.029	0.310	0.000	0.339	2.56%
414.05	DRAMETSE GEWOG, MONGAR	1.267	11.845		13.112	1.263	11.844		13.107	0.004	0.001	0.000	0.005	0.04%
414.06	DREPUNG GEWOG, MONGAR	1.283	9.212		10.495	1.279	9.212		10.490	0.004	0.000	0.000	0.005	0.04%
414.07	GONGDUE GEWOG, MONGAR	1.338	14.172		15.510	1.338	14.172		15.509	0.001	0.000	0.000	0.001	0.00%
414.08	JURMEY GEWOG, MONGAR	1.332	14.435		15.767	1.332	9.384		10.716	0.000	5.051	0.000	5.051	32.03%
414.09	KENKCHAR GEWOG, MONGAR	1.405	13.438		14.843	1.403	11.548		12.951	0.002	1.890	0.000	1.892	12.75%
414.10	MONGAR GEWOG, MONGAR	1.406	20.672		22.078	1.406	19.315		20.720	0.000	1.357	0.000	1.358	6.15%
414.11	NGATSHANG GEWOG, MONGAR	1.227	10.658		11.885	1.227	10.657		11.884	0.000	0.001	0.000	0.001	0.01%
414.12	SALENG GEWOG, MONGAR	1.495	21.939		23.434	1.428	21.342		22.770	0.067	0.597	0.000	0.664	2.83%
414.13	SHERIMJHUNG GEWOG, MONGAR	2.370	14.168		16.538	1.405	9.680		11.086	0.965	4.488	0.000	5.452	32.97%
414.14	SILAMBI GEWOG, MONGAR	1.332	10.910		12.242	1.324	9.920		11.244	0.008	0.990	0.000	0.998	8.15%

AU Code	ADMINISTRATIVE UNIT	REVISED BUDGET APPROPRIATIONS				ACTUAL ANNUAL EXPENDITURE				AMOUNT OF VARIATION				
		CURRENT	CAPITAL	LEN/REPAY	TOTAL	CUR-RENT	CAPITAL	LEN/REPAY	TOTAL	CUR-RENT	CAPITAL	LEN/REPAY	TOTAL	%VAR
414.15	THANGRONG GEWOG, MONGAR	1.290	10.249		11.539	1.290	7.609		8.899	0.000	2.640	0.000	2.640	22.88%
414.16	TSAKALING GEWOG, MONGAR	1.198	10.492		11.690	1.182	8.861		10.043	0.016	1.631	0.000	1.647	14.09%
414.17	TSAWANG GEWOG, MONGAR	1.290	25.614		26.904	1.289	25.593		26.882	0.001	0.021	0.000	0.022	0.08%
414.18	NARANG GEWOG, MONGAR	1.290	10.978		12.268	1.290	10.870		12.160	0.000	0.108	0.000	0.108	0.88%
415.02	CHONGSHING GEWOG, PEMA GATSHEL	1.277	8.035		9.312	1.277	7.885		9.162	0.000	0.150	0.000	0.150	1.61%
415.03	CHHIMUNG GEWOG, PEMA GATSHEL	1.193	4.887		6.080	1.186	4.835		6.021	0.007	0.052	0.000	0.059	0.97%
415.04	DUNGMIN GEWOG, PEMA GATSHEL	1.302	10.347		11.649	1.298	9.687		10.985	0.004	0.660	0.000	0.664	5.70%
415.05	KHAR GEWOG, PEMA GATSHEL	1.413	7.922		9.335	1.321	7.917		9.238	0.092	0.005	0.000	0.097	1.04%
415.06	SHUMAR GEWOG, PEMA GATSHEL	1.765	16.078		17.843	1.765	12.747		14.511	0.000	3.331	0.000	3.332	18.67%
415.07	YURUNG GEWOG, PEMA GATSHEL	1.287	6.877		8.164	1.281	6.875		8.156	0.006	0.002	0.000	0.008	0.10%
415.08	ZOBEL GEWOG, PEMA GATSHEL	1.404	10.471		11.875	1.402	10.454		11.857	0.002	0.017	0.000	0.018	0.15%
415.09	DECHHENLING GEWOG, PEMA GATSHEL	1.442	8.533		9.975	1.442	8.022		9.464	0.000	0.511	0.000	0.511	5.12%
415.10	NORBUGANG GEWOG, PEMA GATSHEL	1.296	7.762		9.048	1.296	7.748		9.044	0.000	0.004	0.000	0.004	0.05%
415.11	NANONG GEWOG, PEMA GATSHEL	1.290	9.921		11.211	1.290	7.754		9.044	0.000	2.167	0.000	2.167	19.33%
415.12	CHOEKHORLING GEWOG, PEMA GATSHEL	1.287	13.060		14.347	1.285	12.612		13.897	0.002	0.448	0.000	0.450	3.14%

AU Code	ADMINISTRATIVE UNIT	REVISED BUDGET APPROPRIATIONS				ACTUAL ANNUAL EXPENDITURE				AMOUNT OF VARIATION				
		CURRENT	CAPITAL	LEN/REPAY	TOTAL	CUR-RENT	CAPITAL	LEN/REPAY	TOTAL	CUR-RENT	CAPITAL	LEN/REPAY	TOTAL	%VAR
416.02	PHUENTSHOTHANG GEWOG, SAMDRUP JONGKHAR	1.446	13.138		14.584	1.405	12.644		14.049	0.041	0.494	0.000	0.535	3.67%
416.03	PEMATHANG GEWOG, SAMDRUP JONGKHAR	1.321	8.243		9.564	1.296	8.130		9.426	0.025	0.113	0.000	0.138	1.44%
416.04	GOMDAR GEWOG, SAMDRUP JONGKHAR	1.297	22.778		24.075	1.288	22.775		24.062	0.009	0.003	0.000	0.013	0.05%
416.05	WANGPHU GEWOG, SAMDRUP JONGKHAR	1.297	10.455		11.752	1.276	10.223		11.499	0.021	0.232	0.000	0.253	2.15%
416.06	LANGCHENPHU GEWOG, SAMDRUP JONGKHAR	1.287	8.992		10.279	1.263	7.869		9.132	0.024	1.123	0.000	1.147	11.16%
416.07	LAURI GEWOG, SAMDRUP JONGKHAR	1.263	16.781		18.044	1.256	16.663		17.920	0.007	0.118	0.000	0.124	0.69%
416.08	MARTSHALA GEWOG, SAMDRUP JONGKHAR	1.409	13.541		14.950	1.409	13.541		14.949	0.000	0.000	0.000	0.001	0.00%
416.09	DEWATHANG GEWOG, SAMDRUP JONGKHAR	1.232	10.755		11.987	1.159	9.129		10.288	0.073	1.626	0.000	1.699	14.17%
416.10	ORONG GEWOG, SAMDRUP JONGKHAR	1.402	12.155		13.557	1.387	11.792		13.179	0.015	0.363	0.000	0.378	2.79%
416.11	SAMRANG GEWOG, SAMDRUP JONGKHAR	1.144	3.455		4.599	1.142	3.439		4.581	0.002	0.016	0.000	0.018	0.39%
416.12	SERTHI GEWOG, SAMDRUP JONGKHAR	1.465	10.648		12.113	1.385	10.588		11.973	0.080	0.060	0.000	0.140	1.16%
417.02	BARTSHAM GEWOG, TRASHIGANG	1.552	7.758		9.310	1.552	7.737		9.289	0.000	0.021	0.000	0.021	0.23%
417.03	BIDUNG GEWOG, TRASHIGANG	1.282	7.834		9.116	1.277	7.719		8.996	0.005	0.115	0.000	0.120	1.32%
417.04	KANGLUNG GEWOG, TRASHIGANG	1.302	15.168		16.470	1.297	15.119		16.416	0.005	0.049	0.000	0.054	0.33%

AU Code	ADMINISTRATIVE UNIT	REVISED BUDGET APPROPRIATIONS				ACTUAL ANNUAL EXPENDITURE				AMOUNT OF VARIATION				
		CURRENT	CAPITAL	LEN/REPAY	TOTAL	CUR-RENT	CAPITAL	LEN/REPAY	TOTAL	CUR-RENT	CAPITAL	LEN/REPAY	TOTAL	%VAR
417.05	KANGPARA GEWOG, TRASHIGANG	1.288	14.246		15.534	1.285	14.246		15.531	0.003	0.000	0.000	0.003	0.02%
417.06	KHALING GEWOG, TRASHIGANG	1.393	12.467		13.860	1.393	12.467		13.860	0.000	0.000	0.000	0.000	0.00%
417.07	LUMANG GEWOG, TRASHIGANG	1.387	21.422		22.809	1.387	20.178		21.565	0.000	1.244	0.000	1.244	5.46%
417.08	MERAG GEWOG, TRASHIGANG	1.282	13.142		14.424	1.272	13.095		14.367	0.010	0.047	0.000	0.057	0.40%
417.09	YANGNYER GEWOG, TRASHIGANG	1.317	10.750		12.067	1.312	10.736		12.047	0.005	0.014	0.000	0.020	0.16%
417.10	PHONGMEY GEWOG, TRASHIGANG	1.283	9.707		10.990	1.283	9.702		10.984	0.000	0.005	0.000	0.006	0.05%
417.11	RADHI GEWOG, TRASHIGANG	1.273	11.807		13.080	1.272	11.637		12.909	0.001	0.170	0.000	0.171	1.31%
417.12	SAKTENG GEWOG, TRASHIGANG	1.282	14.388		15.670	1.282	14.385		15.667	0.000	0.003	0.000	0.003	0.02%
417.13	SAMKHAR GEWOG, TRASHIGANG	1.403	10.608		12.011	1.398	10.606		12.004	0.005	0.002	0.000	0.007	0.06%
417.14	SHONGPHU GEWOG, TRASHIGANG	1.334	16.341		17.675	1.331	16.335		17.665	0.003	0.006	0.000	0.010	0.05%
417.15	THRIMSHING GEWOG, TRASHIGANG	1.277	11.927		13.204	1.276	11.927		13.203	0.001	0.000	0.000	0.001	0.01%
417.16	UDZORONG GEWOG, TRASHIGANG	1.302	17.189		18.491	1.298	17.146		18.444	0.004	0.043	0.000	0.047	0.26%
418.02	SOE GEWOG, THIMPHU	1.137	5.082		6.219	1.135	5.001		6.136	0.002	0.081	0.000	0.083	1.33%
418.03	CHANG GEWOG, THIMPHU	1.303	7.315		8.618	1.294	6.225		7.519	0.009	1.090	0.000	1.099	12.75%
418.04	DAGALA GEWOG, THIMPHU	1.280	5.774		7.054	1.276	5.742		7.019	0.004	0.032	0.000	0.035	0.50%

AU Code	ADMINISTRATIVE UNIT	REVISED BUDGET APPROPRIATIONS				ACTUAL ANNUAL EXPENDITURE				AMOUNT OF VARIATION				
		CURRENT	CAPITAL	LEN/REPAY	TOTAL	CUR-RENT	CAPITAL	LEN/REPAY	TOTAL	CUR-RENT	CAPITAL	LEN/REPAY	TOTAL	%VAR
418.05	GANGTEY GEWOG, THIMPHU	1.650	4.547		6.197	1.539	4.355		5.894	0.111	0.192	0.000	0.303	4.89%
418.06	KAWANG GEWOG, THIMPHU	1.193	7.390		8.583	1.020	7.205		8.224	0.173	0.185	0.000	0.359	4.18%
418.07	LINGZHI GEWOG, THIMPHU	1.239	5.276		6.515	1.183	4.539		5.722	0.056	0.737	0.000	0.793	12.17%
418.08	MEWANG GEWOG, THIMPHU	1.303	19.331		20.634	1.299	19.331		20.630	0.004	0.000	0.000	0.004	0.02%
418.09	NARO GEWOG, THIMPHU	1.190	4.492		5.682	1.189	4.449		5.639	0.001	0.043	0.000	0.043	0.76%
419.02	GEONKHAMED GEWOG, GASA	1.283	8.300		9.583	1.261	8.280		9.540	0.022	0.020	0.000	0.043	0.45%
419.03	GEONKHATEOD GEWOG, GASA	1.276	5.162		6.438	1.247	4.931		6.177	0.029	0.231	0.000	0.261	4.05%
419.04	LAYA GEWOG, GASA	1.272	9.810		11.082	1.265	9.321		10.586	0.007	0.489	0.000	0.496	4.47%
419.05	LUNANA GEWOG, GASA	1.276	9.579		10.855	1.273	8.203		9.476	0.003	1.376	0.000	1.379	12.71%
420.02	BUMDELING GEWOG, TRASHI YANGTSE	1.251	11.586		12.837	1.250	11.548		12.799	0.001	0.038	0.000	0.038	0.30%
420.03	JAMKHAR GEWOG, TRASHI YANGTSE	1.296	6.457		7.753	1.289	6.457		7.746	0.007	0.000	0.000	0.007	0.08%
420.04	KHAMDANG GEWOG, TRASHI YANGTSE	1.317	8.629		9.946	1.310	8.628		9.938	0.007	0.001	0.000	0.008	0.08%
420.05	RAMJAR GEWOG, TRASHI YANGTSE	1.290	6.938		8.228	1.287	6.935		8.222	0.003	0.003	0.000	0.006	0.08%
420.06	TEODTSHO GEWOG, TRASHI YANGTSE	1.375	7.426		8.801	1.375	7.426		8.801	0.001	0.000	0.000	0.001	0.01%
420.07	TONGMIZHANGTSHA GEWOG, TRASHI YANGTSE	1.297	6.856		8.153	1.291	6.534		7.825	0.006	0.322	0.000	0.328	4.02%
420.08	YALANG GEWOG, TRASHI YANGTSE	1.371	6.117		7.488	1.307	6.115		7.422	0.064	0.002	0.000	0.066	0.88%

AU Code	ADMINISTRATIVE UNIT	REVISED BUDGET APPROPRIATIONS				ACTUAL ANNUAL EXPENDITURE				AMOUNT OF VARIATION				
		CURRENT	CAPITAL	LEN/REPAY	TOTAL	CUR-RENT	CAPITAL	LEN/REPAY	TOTAL	CUR-RENT	CAPITAL	LEN/REPAY	TOTAL	%VAR
420.09	YANGTSE GEWOG, TRASHI YANGTSE	1,289	7,368		8,657	1,288	7,357		8,645	0.001	0.011	0.000	0.012	0.14%
	TOTAL : GEWOG	268,776	2,141,679		2,410,455	263,188	1,982,691		2,245,879	5,588	158,988	0,000	164,576	6.83%
201.01	MINISTRY OF HOME & CULTURAL AFFAIRS	1,658,828	1,546,460		3,205,288	1,618,889	1,028,667		2,647,556	39,939	517,793	0.000	557,732	17.40%
202.01	MINISTRY OF FINANCE	4,772,542	3,125,166	3,467,193	11,364,901	4,670,590	3,022,270	3,249,052	10,941,912	101,952	102,896	218,141	422,989	3.72%
203.01	MINISTRY OF FOREIGN AFFAIRS	669,191	54,338		723,529	620,016	46,129		666,145	49,175	8,209	0.000	57,384	7.93%
204.01	MINISTRY OF AGRICULTURE & FORESTS	1,939,000	1,984,478		3,923,478	1,850,925	1,493,486		3,344,411	88,075	490,992	0.000	579,067	14.76%
205.01	MINISTRY OF ECONOMIC AFFAIRS	341,753	1,073,257		1,415,010	323,176	751,852		1,075,029	18,577	321,405	0.000	339,981	24.03%
206.01	MINISTRY OF WORKS & HUMAN SETTLEMENT	590,063	6,097,834		6,687,897	578,009	5,046,126		5,624,135	12,054	1,051,708	0.000	1,063,762	15.91%
207.01	MINISTRY OF INFORMATION & COMMUNICATIONS	241,494	840,651		1,082,145	231,673	653,451		885,124	9,821	187,200	0.000	197,021	18.21%
208.01	MINISTRY OF HEALTH	984,238	1,089,495		2,073,733	934,666	795,977		1,730,643	49,572	293,518	0.000	343,090	16.54%
209.01	MINISTRY OF EDUCATION	1,699,470	1,399,156		3,098,626	1,625,620	1,137,330		2,762,950	73,850	261,826	0.000	335,676	10.83%
210.01	MINISTRY OF LABOUR & HUMAN RESOURCES	243,351	498,300		741,651	234,352	465,675		700,027	8,999	32,625	0.000	41,624	5.61%
	TOTAL : MINISTRY	13,139,930	17,709,135	3,467,193	34,316,258	12,687,915	14,440,963	3,249,052	30,377,931	452,015	3,268,172	218,141	3,938,327	11.48%
	Grand Total	23,879,700	26,563,629	3,467,193	53,910,522	22,880,591	21,807,856	3,249,052	47,937,500	999,109	4,755,773	218,141	5,973,022	11.08%

**SCHEDULE 2: SCHEDULE OF EXPENDITURE SUMMARY BY OBJECT CLASS FOR THE
FY 2015-16**

(Nu. In million)

Object Code	Object Class	FY 2014-15	FY 2015-16
01.01	Pay and Allowances	8511.805	8605.646
02.01	Other Personnel Emoluments	793.032	767.308
03.01	Medical Benefits - Incountry	0.449	9.945
03.02	Medical Benefits - Outside Bhutan	277.657	315.530
04.01	Special Allowance	62.296	61.798
04.02	Special Allowance - Kidu/Pensioners	4.527	4.125
05.01	Stipends	523.823	509.600
11.01	Travel - Incountry	1689.713	1796.818
11.02	Travel - Outside Bhutan	219.021	190.016
12.01	Utilities -Telephones, Telex, Fax, E-mail, Internet	171.102	189.295
12.02	Utilities -Telegram, Wireless Transmission, Postage	23.803	23.889
12.03	Utilities - Electricity, Water, Sewerage	168.192	195.795
12.05	Utilities - Fuelwood	53.189	48.440
13.01	Rental of Properties - Buildings	176.337	183.704
13.02	Rental of Properties - Vehicles	16.326	10.860
13.03	Rental of Properties - Others	2.383	2.395
13.04	Rental of Properties - Furniture, Equipment & Land	0.572	2.979
14.01	S & M - Office Supplies, Printing, Publications	293.386	357.764
14.02	S & M - Medicines & Laboratory Consumables	490.568	549.384
14.03	S & M - Fertilizers, Chemicals, Manures, Inoculants	10.196	14.335
14.04	S & M - Seeds, Seedlings	63.076	30.811
14.05	S & M - Animal Feeds	71.413	77.672
14.06	S & M - Uniforms, Extension Kits, Linens	237.211	116.787
14.07	S & M - Text Books, Library Books, Stationeries & Sports Item	213.104	191.296
14.09	S & M - Patient Diet	22.489	20.588
14.10	S & M - Diet	127.921	135.406
15.01	Maintenance of Property - Buildings	126.057	153.264
15.02	Maintenance of Property - Vehicles	369.335	360.439
15.03	Maintenance of Property - Roads	200.677	272.752
15.04	Maintenance of Property - Bridges	6.229	7.434
15.05	Maintenance of Property - Equipment	102.769	97.855
15.06	Maintenance of Property - Plantations	23.044	31.031
15.07	Maintenance of Property - Computers	18.016	20.428
15.09	Maintenance of Property - Water supply, Sewerage, Playfield	5.198	9.016
17.01	Op. Exp. - Advertising	36.603	43.838

Object Code	Object Class	FY 2014-15	FY 2015-16
17.02	Op. Exp. - Taxes, Duties, Royalties, Handling Charges, Bank Charges	39.934	37.259
17.03	Op. Exp. - Transportation	70.708	70.645
17.04	Op. Exp. - Energy/Propulsion Charges	0.027	0.000
17.06	Op. Exp. - Items for Processing/Manufacturing	10.349	9.059
17.08	Op. Exp. - Incountry Meetings and Celebrations	471.091	554.044
17.09	Op. Exp. - Survey/Census	135.513	140.366
18.01	Hospitality & Entertainment	119.243	148.252
19.01	Write Off - Stocks, Loss of Cash/Goods	0.000	0.057
21.01	Current Grants - Individuals/Non-profit Orgs.	1487.381	2515.112
21.02	Current Grants - Sungchop	212.968	271.637
21.03	Current Grants - Rural Life Insurance Scheme	50.487	51.984
22.01	Current Grants - Financial Institutions	0.034	0.000
22.02	Current Grants - Non-Financial Institutions	191.094	358.882
24.01	Subscriptions to International Organisation	58.672	85.841
24.02	Contributions - Other Govts.	0.002	0.000
24.03	Contributions - Provident Fund	671.638	662.968
25.01	Retirement Benefits	376.444	457.158
31.01	Interest Payment - Internal	45.084	78.000
31.02	Interest Payment - External	1979.856	2031.083
Total of CURRENT EXPENDITURE		21032.044	22880.591
41.01	Acquisition of Immovable Property - Land	129.612	136.368
41.02	Acquisition of Immovable Property - Buildings	12.712	18.610
45.01	Training - Human Resource Development	888.952	896.865
45.02	Training - Others	868.759	1148.728
51.01	Exp. on Structure - Buildings	3806.811	5137.751
51.02	Exp. on Structure - Roads (incl.culverts,dms)	3821.839	6102.496
51.03	Exp. on Structure - Bridges	362.532	278.103
51.04	Exp. on Structure - Irrigation Channels	180.395	423.018
51.05	Exp. on Structure - Drainage Systems	17.897	91.691
51.06	Exp. on Structure - Water Supply & Sanitation	421.561	474.276
51.07	Exp. on Structure - Plantations	106.192	176.974
51.08	Exp. on Structure - Others	775.047	1284.780
52.01	Plant & Equipmt. - Roads	21.822	5.217
52.02	Plant & Equipmt. - Power Generation	44.729	26.987
52.03	Plant & Equipmt. - Power Trans. & Dist.	7.055	16.395
52.04	Plant & Equipmt. - Telecommunications	59.168	64.413
52.05	Plant & Equipmt. - Agricultural Machineries	125.209	201.455

Object Code	Object Class	FY 2014-15	FY 2015-16
52.06	Plant & Equipt. - Livestock	81.260	108.363
52.07	Plant & Equipt. - Hospital/Lab. Equipment	217.980	218.509
52.08	Plant & Equipt. - General Tools, Instruments	529.853	696.327
53.01	Purchase of Vehicles	205.038	304.406
54.01	Furniture	129.146	129.713
54.02	Office Equipment	112.842	146.378
54.03	Computers & Peripherals	105.050	158.276
55.01	Professional Services	701.699	1002.893
61.01	Capital Grants - Individuals/Non-Profit Orgs.	1051.498	1497.765
61.03	Capital Grants - Revolving Funds	216.994	0.360
62.01	Capital Grants - Financial Institutions	49.699	11.846
62.02	Capital Grants - Non-Financial Institutions	171.177	323.791
63.01	Acquisition of Equities/Shares	221.275	725.100
Total of CAPITAL EXPENDITURE		15443.805	21807.856
65.02	Loans - Enterprises	177.803	214.889
Total of LENDING EXPENDITURE		177.803	214.889
70.01	Repayment of Debt Principal - Internal	175.302	183.834
70.02	Repayment of Debt Principal - External	2596.374	2850.329
Total of REPAYMENT EXPENDITURE		2771.677	3034.163
		39425.329	47937.500

SCHEDULE 3: SCHEDULE OF GRANTS RECEIVED: BY DONOR

DONOR	SPENDING AGENCY / DEPARTMENT	FI CODE	PROJECT NAME	IN-CASH	IN-KIND	TOTAL
ACCU	MINISTRY OF AGRICULTURE & FORESTS					
	DEPARTMENT OF AGRICULTURE MARKETING AND COOPERATIVES	4106	Development of credit cooperatives in Bhutan	0.625		0.625
	Total ACCU			0.625		0.625
ADB	NATIONAL ENVIRONMENT COMMISSION					
	SECRETARIAT	4104	Adapting to Climate Change through Integrated Water Resources Mgmt (TA 8623)		47.610	47.610
	NATIONAL STATISTICS BUREAU					
	SECRETARIAT	2642	2011 international Comparison Program for Asia and the Pacific(RDTA)	0.098		0.098
	SECRETARIAT	4120	Statistical Business Registers for Improved Info on SMSLE (TA 8594)	0.549		0.549
	THROMDEYS					
	PHUENTSHOLING THROMDEY	3081	SASEC Road Connectivity Project (GRANT)	16.443		16.443
	NATIONAL COMMISSION FOR WOMEN & CHILDREN					
	SECRETARIAT	4503	Decentralized Coordination & Partnerships for Gender Equality Results (TA 9016)		6.117	6.117
	MINISTRY OF FINANCE					
SECRETARIAT	3024	"Enhancing Development Management for Sustainable and Inclusive Growth(TA 8229)"		11.755	11.755	
DEPARTMENT OF REVENUE & CUSTOMS	2908	Developing a Revenue Administration Management Information System (TA 7881)		7.261	7.261	
DEPARTMENT OF REVENUE & CUSTOMS	3026	"Supporting Participation in the South Asia Subregional Economic Cooperation Trade Facilitation Program(TA 8437)"		29.408	29.408	

DONOR	SPENDING AGENCY / DEPARTMENT	FI CODE	PROJECT NAME	IN-CASH	IN-KIND	TOTAL	
ADB	DEPARTMENT OF REVENUE & CUSTOMS	2908	Developing a Revenue Administration Management Information System (TA 7881)	2.091		2.091	
	DEPARTMENT OF PUBLIC ACCOUNTS	4094	Strengthening Economic Management Program II (GRANT)	1,065.015		1,065.015	
	DEPARTMENT OF PUBLIC ACCOUNTS	2666	Rural Renewable Energy Development Project	64.495		64.495	
	DEPARTMENT OF PUBLIC ACCOUNTS	2666	Rural Renewable Energy Development Project		137.517	137.517	
	DEPARTMENT OF PUBLIC ACCOUNTS	2906	TA for Capital Market Development (TA 8280)		11.846	11.846	
	DEPARTMENT OF PUBLIC ACCOUNTS	4095	TA for Supporting Implementation of SEMP II		25.063	25.063	
	DEPARTMENT OF PUBLIC ACCOUNTS	4504	Development of Non-energy Private Sector Projects (TA 8770)		7.859	7.859	
	MINISTRY OF AGRICULTURE & FORESTS						
	DEPARTMENT OF AGRICULTURE	2648	F-arm Roads to Support Poor Farmers' Livelihoods (JFPR 9146)	-0.207		-0.207	
	DEPARTMENT OF AGRICULTURE	4104	Adapting to Climate Change through Integrated Water Resources Mgmt (TA 8623)		1.158	1.158	
	MINISTRY OF ECONOMIC AFFAIRS						
	DEPARTMENT OF HYDRO POWER AND POWER SYSTEM	4505	Acceleration of Hydropower Trading Development (TA 8791)		15.372	15.372	
	DEPARTMENT OF RENEWABLE ENERGY	3027	"Promoting Clean Energy Development in Bhutan(TA 8630)"		73.077	73.077	
	DEPARTMENT OF RENEWABLE ENERGY	4502	SASEC Green Power Investment Program (TA 9005)		6.976	6.976	
DEPARTMENT OF RENEWABLE ENERGY	2666	Rural Renewable Energy Development Project	0.938		0.938		
DEPARTMENT OF RENEWABLE ENERGY	2732	Improving Gender-Inclusive Access to Clean & Renewable Energy in Bhutan, Nepal & Sri Lanka(JFPR 9158)	3.689		3.689		
MINISTRY OF WORKS & HUMAN SETTLEMENT							
DEPARTMENT OF ROADS	2632	Road Network Project (RNP) II		33.857	33.857		

DONOR	SPENDING AGENCY / DEPARTMENT	FI CODE	PROJECT NAME	IN-CASH	IN-KIND	TOTAL
	DEPARTMENT OF ROADS	3078	TA for SASEC Transport, Trade Facilitation and Logistics Project (TA No. 8708)		18.812	18.812
	DEPARTMENT OF ROADS	3081	SASEC Road Connectivity Project (GRANT)		35.526	35.526
	DEPARTMENT OF ROADS	2632	Road Network Project (RNP) II	6.983		6.983
	DEPARTMENT OF ROADS	3081	SASEC Road Connectivity Project (GRANT)	46.347		46.347
	DEPARTMENT OF ENGINEERING SERVICES	4101	Improved Urban Environmental Infrastructure Project (TA 8551)		2.805	2.805
	MINISTRY OF INFORMATION & COMMUNICATIONS					
	SECRETARIAT	2544	SASEC Information Highway Project	11.000		11.000
	DEPARTMENT OF CIVIL AVIATION	2816	Air Transport Connectivity Enhancement Project	81.158		81.158
	DEPARTMENT OF CIVIL AVIATION	2878	Capacity Development TA for Department of Civil Aviation	0.299		0.299
	DEPARTMENT OF INFORMATION TECHNOLOGY & TELECOM	2544	SASEC Information Highway Project		53.300	53.300
	DEPARTMENT OF AIR TRANSPORT	2909	Strengthening Air Transport Regulatory & Operational Performance (TA 7945)		1.489	1.489
	DEPARTMENT OF AIR TRANSPORT	2878	Capacity Development TA for Department of Civil Aviation	1.194		1.194
	MINISTRY OF LABOUR & HUMAN RESOURCES					
	DEPARTMENT OF HUMAN RESOURCES	4105	Institutional Strengthening for Skills Development (TA 8712)		21.470	21.470
	Total ADB			1,300.091	548.276	1,848.367
	MINISTRY OF HOME & CULTURAL AFFAIRS					
ADHOC	DEPARTMENT OF CULTURE	1650	Adhoc Assistance for Individual Donors	3.369		3.369
	MINISTRY OF AGRICULTURE & FORESTS					
	SECRETARIAT	1650	Adhoc Assistance for Individual Donors	0.434		0.434

DONOR	SPENDING AGENCY / DEPARTMENT	FI CODE	PROJECT NAME	IN-CASH	IN-KIND	TOTAL
	DEPARTMENT OF AGRICULTURE	1650	Adhoc Assistance for Individual Donors	0.555		0.555
	DEPARTMENT OF FOREST	1650	Adhoc Assistance for Individual Donors	2.214		2.214
	COUNCIL FOR RENEWABLE NATURAL RESOURCE RESEARCH OF BHUTAN	1650	Adhoc Assistance for Individual Donors	0.100		0.100
	MINISTRY OF WORKS & HUMAN SETTLEMENT					
	SECRETARIAT	1650	Adhoc Assistance for Individual Donors	0.132		0.132
	MINISTRY OF HEALTH					
ADHOC	SECRETARIAT	1650	Adhoc Assistance for Individual Donors	0.549		0.549
	MINISTRY OF EDUCATION					
	DEPARTMENT OF SCHOOL EDUCATION	1650	Adhoc Assistance for Individual Donors	4.000		4.000
	TANGSIBJI GEWOG, TRONGSA					
	RELIGION AND CULTURE	1650	Adhoc Assistance for Individual Donors	0.400		0.400
	AGRICULTURE	1650	Adhoc Assistance for Individual Donors	1.000		1.000
	Total ADHOC			12.753		12.753
	MINISTRY OF AGRICULTURE & FORESTS					
AFACI	DEPARTMENT OF AGRICULTURE	4491	Technical Capacity Building Project	2.692		2.692
	Total AFACI			2.692		2.692
	ROYAL INSTITUTE OF MANAGEMENT					
AUSA	SECRETARIAT	2754	Institutional Strengthening of the RIM in support of delivering in-country professional Masters Programs in Bhutan	22.289		22.289
	Total AUSA			22.289		22.289
	MINISTRY OF HEALTH					
AUSTRALIAN HF	SECRETARIAT	2886	CSO RENEW responsible for execution of the scholarship program in Bhutan	4.950		4.950
	Total Australian HF			4.950		4.950

DONOR	SPENDING AGENCY / DEPARTMENT	FI CODE	PROJECT NAME	IN-CASH	IN-KIND	TOTAL
AUSTRIAN	JUDICIARY					
	SECRETARIAT	4058	Document Legal Sector Support	33.500		33.500
	ROYAL CIVIL SERVICE COMMISSION					
	SECRETARIAT	4033	Institutionalization of new Performance Management System (PMS) and Leadership Development Program	12.055		12.055
	ROYAL AUDIT AUTHORITY					
	SECRETARIAT	2861	Capacity Development of the Royal Audit Authority	5.079		5.079
	GROSS NATIONAL HAPPINESS COMMISSION					
	SECRETARIAT	4058	Document Legal Sector Support	1.695		1.695
	NATIONAL ENVIRONMENT COMMISSION					
	SECRETARIAT	4010	Study on Minimum Environmental Flow for Hydropower Projects in Bhutan	27.711		27.711
	ROYAL UNIVERSITY OF BHUTAN					
	SECRETARIAT	4059	Conference and Exhibition on Climate	0.028		0.028
	TOURISM COUNCIL OF BHUTAN					
	SECRETARIAT	4111	Construction of HTMTI- Phase 4	5.617		5.617
	SECRETARIAT	4011	Development of Circuit Tourism Development Plan	2.404		2.404
	JIGME SINGYE WANGCHUCK SCHOOL OF LAW					
	NA	4058	Document Legal Sector Support	6.275		6.275
	BHUTAN NATIONAL LEGAL INSTITUTE					
	NA	4058	Document Legal Sector Support	0.554		0.554
	MINISTRY OF FINANCE					
	DEPARTMENT OF PUBLIC ACCOUNTS	2928	HAA Organic Vegetable Farming Support Initiative	2.050		2.050
	DEPARTMENT OF PUBLIC ACCOUNTS	4009	Capacity Building in Monitoring Safety of Hydropower Plants	8.116		8.116

DONOR	SPENDING AGENCY / DEPARTMENT	FI CODE	PROJECT NAME	IN-CASH	IN-KIND	TOTAL
AUSTRIAN	MINISTRY OF AGRICULTURE & FORESTS					
	DEPARTMENT OF FOREST	2924	Climate Change Adaptation Potentials of Forests in Bhutan-building human capacities and knowledge base project (BC-Cap)	2.146		2.146
	Total Austria			107.229		107.229
AUSTRIALIA	MINISTRY OF AGRICULTURE & FORESTS					
	DEPARTMENT OF AGRICULTURE	2142	Improving Mandarin Production in Bhutan & Australia	3.654		3.654
	Total Australia			3.654		3.654
AVRDC	MINISTRY OF AGRICULTURE & FORESTS					
	DEPARTMENT OF AGRICULTURE	3009	Improving Nutrition through Agricultural Diversification	4.425		4.425
	Total AVRDC			4.425		4.425
BF	MINISTRY OF HOME & CULTURAL AFFAIRS					
	DEPARTMENT OF CULTURE	4142	Restoration and Adaptive reuse of Wangduechholing Palace	13.692		13.692
	MINISTRY OF AGRICULTURE & FORESTS					
BF	MINISTRY OF AGRICULTURE & FORESTS					
	DEPARTMENT OF FOREST	4139	Monitoring forest cover change in Bhutan	2.176		2.176
	DEPARTMENT OF FOREST	4140	HEROES	4.525		4.525
BF	MINISTRY OF HEALTH					
	DEPARTMENT OF MEDICAL SERVICES	2418	bhutan foundation	0.240		0.240
	Total BF			20.633		20.633
BHTF	JIGME DORJI WANGCHUCK NATIONAL REFERRAL HOSPITAL					
	NA	1289	Bhutan Health Trust Fund	74.000		74.000
	MINISTRY OF HEALTH					
BHTF	MINISTRY OF HEALTH					
	SECRETARIAT	1289	Bhutan Health Trust Fund	0.091		0.091
	DEPARTMENT OF PUBLIC HEALTH	1289	Bhutan Health Trust Fund	6.000		6.000

DONOR	SPENDING AGENCY / DEPARTMENT	FI CODE	PROJECT NAME	IN-CASH	IN-KIND	TOTAL
BHTF	DEPARTMENT OF MEDICAL SUPPLY AND HEALTH INFRASTRUCTURE	1289	Bhutan Health Trust Fund	109.125		109.125
	Total BHTF			189.216		189.216
JIGME DORJI WANGCHUCK NATIONAL REFERRAL HOSPITAL						
BMGF	NA	4148	Bill and Melinda Gates Foundation (GBS study at JDWNRH)	0.448		0.448
	Total BMGF			0.448		0.448
MINISTRY OF HOME & CULTURAL AFFAIRS						
	SECRETARIAT	4091	Trail Introduction of Glue Laminated Timber Technology and experimental application of Glulam structures in Bhutan	13.235		13.235
MINISTRY OF AGRICULTURE & FORESTS						
BTFC	DEPARTMENT OF AGRICULTURE	2842	Comprehensive Assessment of Climate Change Impacts on Endemic Plant Diversity	0.829		0.829
	DEPARTMENT OF AGRICULTURE	4043	Embracing Interior Zoning Paradigm for Scientific Wildlife Management interventions in Thrumshingla National Park	4.870		4.870
	DEPARTMENT OF AGRICULTURE	4092	Up-scaling Sustainable Land Management to Combat Land Degradation and Climate Change Mitigation	2.993		2.993
	DEPARTMENT OF LIVESTOCK	4045	Biodiversity Conservation and Sustainable use in HANAS of Bhutan	4.385		4.385
	DEPARTMENT OF LIVESTOCK	4031	Establishment of a knowledge base for invertebrates in Bhutan	2.796		2.796
	DEPARTMENT OF LIVESTOCK	2989	Reviving Degraded Rangelands in the Northern Frontier through SLM technologies involving Yak Herding Communities	4.405		4.405
	DEPARTMENT OF LIVESTOCK	2873	Study on Species Composition & Distribution of Fish in Bhutan's Three Major Basins	2.761		2.761

DONOR	SPENDING AGENCY / DEPARTMENT	FI CODE	PROJECT NAME	IN-CASH	IN-KIND	TOTAL
BTFC	DEPARTMENT OF LIVESTOCK	2918	Securing rangeland soil carbon through community yak herding within the Thrumshingla National Park	2.503		2.503
	DEPARTMENT OF FOREST	2922	Integrating Payment for Environmental Services (PES) and REDD+ in Bhutan	5.434		5.434
	DEPARTMENT OF FOREST	2986	Strengthening Resource Monitoring, Patrolling & Service Delivery of Jigme Dorji National Park	2.500		2.500
	DEPARTMENT OF FOREST	2987	Improve Management Efficiency of Bumdeling Wildlife Sanctuary through Integrated & Participatory Approach	3.719		3.719
	DEPARTMENT OF FOREST	2988	Enhance Efficiency and Initiate Sustainability of Wangchuk Centennial Park	0.650		0.650
	DEPARTMENT OF FOREST	2885	Natural Resource Management in the Highlands for Sustainable Livelihood and Green Economy (Laya & Sephu Gewog)	0.240		0.240
	DEPARTMENT OF FOREST	2887	Bhutan's national animal Takin migration	1.214		1.214
	DEPARTMENT OF FOREST	4005	"Sustainable Management of Resources inside JDNP through participations of communities and other Key stakeholders"	1.140		1.140
	DEPARTMENT OF FOREST	4006	Enhance Park Biodiversity database for informed decision making towards park community livelihood, WCP, Bumthang	6.890		6.890
	DEPARTMENT OF FOREST	4007	Integrated Community based Eco-Tourism Program in Khoma Gewog, Bumdeling Wildlife Sanctuary, T/Yangtse	5.564		5.564
	DEPARTMENT OF FOREST	4030	Revision of the Conservation Management Plan for Sakteng Wildlife Sanctuary, Phongmey Trashigang	1.483		1.483
	DEPARTMENT OF FOREST	4031	Establishment of a knowledge base for invertebrates in Bhutan	0.582		0.582

DONOR	SPENDING AGENCY / DEPARTMENT	FI CODE	PROJECT NAME	IN-CASH	IN-KIND	TOTAL
	DEPARTMENT OF FOREST	4043	Embracing Interior Zoning Paradigm for Scientific Wildlife Management Interventions in Thrumshingla National Park	2.907		2.907
	DEPARTMENT OF FOREST	4045	Biodiversity Conservation and Sustainable use in HANAS of Bhutan	3.820		3.820
	DEPARTMENT OF FOREST	4093	Exploration of the Unique Biodiversity of Bhutan(Migoe)	2.282		2.282
	DEPARTMENT OF FOREST	4114	Phase One-Mainstreaming of conservation and sustainable forest & natural resource management approaches in national policies	6.635		6.635
	DEPARTMENT OF FOREST	4115	Development of Landscape Conservation Management Plan for Snow Leopard (Panthera uncia) in Bhutan	10.404		10.404
	DEPARTMENT OF FOREST	4090	Community Based Development in Dungmang Tshachu	4.500		4.500
BTFC	MINISTRY OF ECONOMIC AFFAIRS					
	DEPARTMENT OF RENEWABLE ENERGY	2743	Improved Fuelwood Cook Stove	7.959		7.959
	DZONGKHAG ADMINISTRATION, WANGDUE PHODRANG					
	RELIGION & CULTURE	4088	Rehabilitation of Luetshokha Tsho	1.601		1.601
	JIGMEDCHHEOLING GEWOG, SARPANG					
	CIVIL	4046	Integrated Water Resources Management in Khatey & Khamae Chewogs under Jigmecholing Gewog, Sarpang Dzongkhag	0.331		0.331
	NANGKOR GEWOG, ZHEIMGANG					
	CIVIL	4063	Conservation of Buli Tsho at Buli Village, Nangkor Gewog	0.516		0.516
	DZONGKHAG ADMINISTRATION, SAMDRUP JONGKHAR					
	CIVIL	4089	Improve Rural Livelihood from NWFP in Phulema	0.600		0.600

DONOR	SPENDING AGENCY / DEPARTMENT	FI CODE	PROJECT NAME	IN-CASH	IN-KIND	TOTAL
BTFC	AGRICULTURE	4089	Improve Rural Livelihood from NWFP in Phulema	1.420		1.420
	Total BTFC			111.167		111.167
CDC, USA	MINISTRY OF HEALTH					
	SECRETARIAT	2946	Avian and pandemic influenza preparedness and response	2.658		2.658
	DEPARTMENT OF PUBLIC HEALTH	2946	Avian and pandemic influenza preparedness and response	8.339		8.339
	Total CDC, USA			10.996		10.996
CU:USA	MINISTRY OF AGRICULTURE & FORESTS					
	DEPARTMENT OF AGRICULTURE	2236	Development Broad Program of Tree - Ring Research Capacity Building in Bhutan	0.262		0.262
	Total CU, USA			0.262		0.262
DANIDA	NATIONAL ASSEMBLY OF BHUTAN					
	SECRETARIAT	3017	Support to National Assembly Secretariat (TSP)	-0.489		-0.489
	BHUTAN OLYMPIC COMMITTEE					
	SECRETARIAT	2839	Support to Bhutan Olympic Committee (TSP)	-0.071		-0.071
	GROSS NATIONAL HAPPINESS COMMISSION					
SECRETARIAT	2761	Support to Developing Research Capacity under TSP (RED GNHC)	-0.023		-0.023	
MINISTRY OF HOME & CULTURAL AFFAIRS						
DEPARTMENT OF LOCAL GOVERNANCE	2941	Capacity Development Support under Local Governance Sustainable Development Programme (LGSDP, DLG)	2.750		2.750	
MINISTRY OF WORKS & HUMAN SETTLEMENT						
DEPARTMENT OF ROADS	2990	The Caspacity Building of DoR (TSP)	-0.024		-0.024	
Total DANIDA			2.143		2.143	

DONOR	SPENDING AGENCY / DEPARTMENT	FI CODE	PROJECT NAME	IN-CASH	IN-KIND	TOTAL
Dante-UK	MINISTRY OF INFORMATION & COMMUNICATIONS					
	DEPARTMENT OF INFORMATION TECHNOLOGY & TELECOM	2532	Advanced Network Technology to Europe	2.057		2.057
	Total Dante-UK			2.057		2.057
DBH	MINISTRY OF HOME & CULTURAL AFFAIRS					
	SECRETARIAT	4110	Preservation of Bhutan's Traditional Calligraphic, Xylographic & Print Culture	1.004		1.004
	Total DBH			1.004		1.004
EIS	MINISTRY OF ECONOMIC AFFAIRS					
	DEPARTMENT OF TRADE	2595	Enhance integrated Framework	26.658		26.658
	Total EIS			26.658		26.658
EURCO	NATIONAL ENVIRONMENT COMMISSION					
	SECRETARIAT	2838	Low Emission Capacity Building Program	6.228		6.228
	THROMDEYS					
EURCO	MINISTRY OF AGRICULTURE & FORESTS					
	THIMPHU THROMDEY	2838	Low Emission Capacity Building Program	-0.650		-0.650
	COUNCIL FOR RENEWABLE NATURAL RESOURCE RESEARCH OF BHUTAN	2927	Climate Change Adaptation in the Renewable Natural Resources Sector	86.642		86.642
FAO	MINISTRY OF INFORMATION & COMMUNICATIONS					
	SECRETARIAT	2838	Low Emission Capacity Building Program	5.695		5.695
	ROAD SAFETY & TRANSPORT AUTHORITY	2838	Low Emission Capacity Building Program	3.234		3.234
	Total EURCO			101.149		101.149
FAO	MINISTRY OF AGRICULTURE & FORESTS					
	DEPARTMENT OF AGRICULTURE	2943	TA for introduction of Quinoa towards improved food and nutrition security in Bhutan and Sri Lanka	1.316		1.316

DONOR	SPENDING AGENCY / DEPARTMENT	FI CODE	PROJECT NAME	IN-CASH	IN-KIND	TOTAL
FAO	DEPARTMENT OF AGRICULTURE	4037	Capacity Development for Policy Impact Studies	1.770		1.770
	DEPARTMENT OF FOREST	2995	Strengthening the role of Communities in Climate Change Mitigation through Participatory Forest Management in Bhutan	2.027		2.027
	DEPARTMENT OF FOREST	2875	Enhancing understanding and implementation of the International Treaty on Plant Genetic Resources for Food & Agriculture in Asia	-0.229		-0.229
	BHUTAN AGRICULTURE & FOOD REGULATORY AUTHORITY	2998	Development of Standards and Scheme for Good Agriculture Practices (GAP) Implementation & Certification in countries of SAARC	0.564		0.564
DZONGKHAG ADMINISTRATION, PEMA GATSHEL						
	LIVESTOCK	2775	School Agriculture Program (SAP) and F2S	1.272		1.272
	Total FAO			6.721		6.721
GAVI	MINISTRY OF HEALTH					
	DEPARTMENT OF PUBLIC HEALTH	2296	health system strengthening	0.015		0.015
	Total GAVI			0.015		0.015
MINISTRY OF HEALTH						
GFATM	SECRETARIAT	4098	To reduce TB and MDR-TB burden in Bhutan	50.553		50.553
	SECRETARIAT	4099	Acceleration towards achieving Zero Indigenous Malaria in Bhutan	31.055		31.055
	SECRETARIAT	4103	"Preventing HIV/AIDS and strengthening treatment of PLHIV"	63.483		63.483
	DEPARTMENT OF PUBLIC HEALTH	2166	Strengthening Quality TB Control in Bhutan	1.065		1.065
	DEPARTMENT OF PUBLIC HEALTH	2574	CCM/PCM Secretariat Funding for Bhutan	2.928		2.928
	DEPARTMENT OF PUBLIC HEALTH	2771	To reduce the impact of HIV on MSM populations in South Asia	1.826		1.826
	Total GFATM			150.910		150.910

DONOR	SPENDING AGENCY / DEPARTMENT	FI CODE	PROJECT NAME	IN-CASH	IN-KIND	TOTAL
	COUNCIL FOR RELIGIOUS AFFAIRS					
	SECRETARIAT	2274	Expansion of Tango Buddhist College	44.720		44.720
	ROYAL CIVIL SERVICE COMMISSION					
	SECRETARIAT	2635	Nehru-Wangchuk Scholarship	15.507		15.507
	ELECTION COMMISSION OF BHUTAN					
	SECRETARIAT	2277	Strengthening of Office for Election Commission	2.650		2.650
	ROYAL AUDIT AUTHORITY					
	SECRETARIAT	2276	Strengthening Royal Audit Authority	55.180		55.180
	MINISTRY OF HOME & CULTURAL AFFAIRS					
	DEPARTMENT OF LOCAL GOVERNANCE	2266	E-Governance Program	-0.453		-0.453
	MINISTRY OF ECONOMIC AFFAIRS					
	DEPARTMENT OF TRADE	0212	Hydrometeorological Services for GOI	17.900		17.900
	DEPARTMENT OF HYDRO POWER AND POWER SYSTEM	2284	DRP for Chakharthhu I (Digala) 770 MW	58.700		58.700
	DEPARTMENT OF HYDRO POWER AND POWER SYSTEM	2554	DPR preparation for kuri-gongri hydroelectric project (2640 MW)	109.938		109.938
	DEPARTMENT OF HYDRO POWER AND POWER SYSTEM	2557	DRP of Bunakha Reservoir	41.400		41.400
	DEPARTMENT OF HYDRO-MET SERVICES	0212	Hydrometeorological Services for GOI	4.515		4.515
	MINISTRY OF WORKS & HUMAN SETTLEMENT					
	DEPARTMENT OF ROADS	2257	Gyelposhing - Nanglam Road	321.400		321.400
	DEPARTMENT OF ROADS	2258	Gomphu-Panbang Road	283.045		283.045
	DEPARTMENT OF ROADS	2261	Construction of Manmung -Digala Road	21.681		21.681
	DEPARTMENT OF ROADS	2585	Construction of Tingtibi-Praling Road	47.854		47.854

DONOR	SPENDING AGENCY / DEPARTMENT	FI CODE	PROJECT NAME	IN-CASH	IN-KIND	TOTAL
	MINISTRY OF INFORMATION & COMMUNICATIONS					
	DEPARTMENT OF INFORMATION TECHNOLOGY & TELECOM	2266	E-Governance Program	0.453		0.453
	DEPARTMENT OF AIR TRANSPORT	2270	Enhancement of Emergency Response Capability/ Expansion of Paro Airport	452.540		452.540
	MINISTRY OF HEALTH					
GOI	SECRETARIAT	2248	Construction of Gelephu Regional Referral Hospital (150 beds)	-32.310		-32.310
	DEPARTMENT OF MEDICAL SERVICES	2246	Construction of Public Health Laboratory	63.000		63.000
	DEPARTMENT OF MEDICAL SUPPLY AND HEALTH INFRASTRUCTURE	2248	Construction of Gelephu Regional Referral Hospital (150 beds)	234.460		234.460
	DEPARTMENT OF MEDICAL SUPPLY AND HEALTH INFRASTRUCTURE	2249	Reconstruction of Samtse Hospital (40 beds)	112.000		112.000
	Total GOI			1,854.180		1,854.180
	GROSS NATIONAL HAPPINESS COMMISSION					
	SECRETARIAT	2361	Programme Grant (GOI 10th Plan)	425.000		425.000
	ROYAL UNIVERSITY OF BHUTAN					
	SECRETARIAT	2457	College of Science and Technology	22.310		22.310
	MINISTRY OF FINANCE					
GOI10F-YP	DEPARTMENT OF PUBLIC ACCOUNTS	2361	Programme Grant (GOI 10th Plan)	850.000		850.000
	MINISTRY OF EDUCATION					
	DEPARTMENT OF SCHOOL EDUCATION	2445	Sarpang LSS Construction	20.000		20.000
	DEPARTMENT OF SCHOOL EDUCATION	2446	Gyensa LSS Construction	25.000		25.000
	DEPARTMENT OF SCHOOL EDUCATION	2451	Gelephu Lower Secondary School	3.650		3.650
	DEPARTMENT OF SCHOOL EDUCATION	2452	Expansion of Dekiling LSS, Sarpang	2.320		2.320

DONOR	SPENDING AGENCY / DEPARTMENT	FI CODE	PROJECT NAME	IN-CASH	IN-KIND	TOTAL
GOI	DEPARTMENT OF SCHOOL EDUCATION	2469	Pangserpo PS Construction, Drujegang Dagana	15.000		15.000
	DEPARTMENT OF SCHOOL EDUCATION	2470	Upgradation of Tshangkha CPS to LSS, Dagana	2.450		2.450
	DEPARTMENT OF SCHOOL EDUCATION	2471	Minjey MSS Construction, Lhuntse	35.000		35.000
	DEPARTMENT OF SCHOOL EDUCATION	2472	Gyelpozhing HSS, Mongar	4.250		4.250
	DEPARTMENT OF SCHOOL EDUCATION	2474	Upgradation of Peljorling MSS, Sibsoo, Samtse	6.370		6.370
	DEPARTMENT OF SCHOOL EDUCATION	2475	Genekha HSS Construction, Thimphu	45.000		45.000
	DEPARTMENT OF SCHOOL EDUCATION	2476	Kinzaling MSS Construction, Tongzhang, Trashì Yangtse	53.000		53.000
	DEPARTMENT OF SCHOOL EDUCATION	2617	Construction of Yelchen Middle Secondary School	25.000		25.000
	DEPARTMENT OF SCHOOL EDUCATION	2618	Expansion/Boarding Component of Lobesa Middle Secondary School	25.000		25.000
	DEPARTMENT OF SCHOOL EDUCATION	2619	Gumtsoe MSS	6.770		6.770
GOI 11FYP	DEPARTMENT OF SCHOOL EDUCATION	2620	Zilukha LSS	17.000		17.000
	DEPARTMENT OF SCHOOL EDUCATION	2621	Up gradation of Udzonung LSS to Middle Secondary School	25.000		25.000
	DEPARTMENT OF SCHOOL EDUCATION	2740	Upgradation of Thrimshing MSS	30.000		30.000
	Total GOI 10 FYP			1,638.120		1,638.120
	ROYAL CIVIL SERVICE COMMISSION					
	SECRETARIAT	4029	Professionalising the Civil Service	159.995		159.995
	CABINET SECRETARIAT					
	SECRETARIAT	4051	Automate G2C And G2B	12.500		12.500
	BHUTAN OLYMPIC COMMITTEE					
	SECRETARIAT	2893	SDP, GOI	72.757		72.757
CENTRE FOR BHUTAN STUDIES AND GNH RESEARCH						
SECRETARIAT		4036	GOI SDP Batch II	30.080		30.080

DONOR	SPENDING AGENCY / DEPARTMENT	FI CODE	PROJECT NAME	IN-CASH	IN-KIND	TOTAL
GOI 11FYP	GROSS NATIONAL HAPPINESS COMMISSION					
	SECRETARIAT	3068	Rural Economy Advancement Program	69,670		69,670
	SECRETARIAT	3069	Strengthening of GoI Project Management	75,000		75,000
	ROYAL UNIVERSITY OF BHUTAN					
	SECRETARIAT	2951	Development of Infrastructure and Teaching, GCBS	45,900		45,900
	SECRETARIAT	2952	Development of Infrastructure and Teaching, CST	12,000		12,000
	SECRETARIAT	2953	Development of Infrastructure and Teaching, Sherubtse College	75,000		75,000
	SECRETARIAT	2954	Development of Infrastructure And Teaching, SCE	8,000		8,000
	SECRETARIAT	2955	Enhancement of Research, Learning and Training Resources	9,500		9,500
	SECRETARIAT	3045	Development of Infrastructure and Teaching, Institute of Language and Cultural Studies, Takse, Trongsa	35,000		35,000
	THROMDEYS					
	SECRETARIAT	4036	GOI SDP Batch II	7,414		7,414
	THIMPHU THROMDEY	4036	GOI SDP Batch II	189,919		189,919
	THIMPHU THROMDEY	4333	Development of Sewerage System for Motithang, Changangkha, Yengchenphu and Lungtenzampa areas	13,200		13,200
	PHUENTSHOLING THROMDEY	4339	Procurement of Garbage Truck for Phuntsholing Thromde	3,500		3,500
	PHUENTSHOLING THROMDEY	4340	Construction of permanent structures for Peikershing Loop Road	15,000		15,000
	PHUENTSHOLING THROMDEY	4036	GOI SDP Batch II	41,558		41,558
GELEPHU THROMDEY	4036	GOI SDP Batch II	37,565		37,565	
GELEPHU THROMDEY	4334	Construction of Sewerage Network in LAP-II	15,000		15,000	

DONOR	SPENDING AGENCY / DEPARTMENT	FI CODE	PROJECT NAME	IN-CASH	IN-KIND	TOTAL	
GOI 11FYP	GELEPHU THROMDEY	4335	Construction of Sewerage Network and Road Network in LAP-III	15.000		15.000	
	SAMDRUP JONGKHAR THROMDEY	4336	Purchase of Garbage Truck and Tractor for Samdrup-jongkhar Thromde	5.480		5.480	
	SAMDRUP JONGKHAR THROMDEY	4337	Solid Waste Management for Samdrupjongkhar Thromde	0.630		0.630	
	SAMDRUP JONGKHAR THROMDEY	4338	Construction of Pedestrian Foot Path for Samdrup Jongkhar Thromde	1.158		1.158	
	MINISTRY OF HOME & CULTURAL AFFAIRS						
	ROYAL BHUTAN POLICE	2962	Infrastructure Development of Fire Service Division	44.360		44.360	
	DEPARTMENT OF CULTURE	2949	Wangdiphodrang Dzong Reconstruction Project	220.000		220.000	
	DEPARTMENT OF CULTURE	2967	Conservation of Tashigang Dzong	50.500		50.500	
	DEPARTMENT OF CULTURE	2968	Reconstruction of Paro Ta Dzong	12.000		12.000	
	DEPARTMENT OF CULTURE	2969	Conservation of Phajoding Lhakhang	34.000		34.000	
	DEPARTMENT OF CULTURE	2970	Conservation of Gasu Dzong	15.000		15.000	
	MINISTRY OF FINANCE						
	DEPARTMENT OF PUBLIC ACCOUNTS	4331	Construction of Taba-Pamisho RCC Double Lane Bridge between Taba and Pamtsho	12.000		12.000	
	DEPARTMENT OF PUBLIC ACCOUNTS	4332	Procurement of Garbage Truck for Thimphu city	11.500		11.500	
DEPARTMENT OF PUBLIC ACCOUNTS	2976	Royal Institute of Governance and Strategic Studies	70.000		70.000		
DEPARTMENT OF PUBLIC ACCOUNTS	2957	Rehabilitation Centres	53.200		53.200		
DEPARTMENT OF PUBLIC ACCOUNTS	3068	Rural Economy Advancement Program	7.000		7.000		
MINISTRY OF AGRICULTURE & FORESTS							
DEPARTMENT OF AGRICULTURE	3055	Improvement of Irrigation infrastructure (II)	44.330		44.330		
DEPARTMENT OF AGRICULTURE	3057	Cereal and Vegetable Oil Seed Crop Intensification Project	24.394		24.394		

DONOR	SPENDING AGENCY / DEPARTMENT	FI CODE	PROJECT NAME	IN-CASH	IN-KIND	TOTAL	
GOI 11FYP	DEPARTMENT OF AGRICULTURE	3058	Commercialization of Vegetable Production	28.300		28.300	
	DEPARTMENT OF AGRICULTURE	2963	Improvement of Irrigation Infrastructure and Arable Land Development	63.000		63.000	
	DEPARTMENT OF LIVESTOCK	3056	Upscale Brown Swiss Dairy Production Farm and Establishment of a Goat production Farm	48.500		48.500	
	DEPARTMENT OF AGRICULTURE MARKETING AND COOPERATIVES	2964	Strengthening of Agriculture Marketing and Trade	45.000		45.000	
	MINISTRY OF ECONOMIC AFFAIRS	3049	Development of Bondeyma Industrial Parks	34.218		34.218	
	DEPARTMENT OF ENERGY	3054	Re-Location of POL Depot at Thingshipangkha	35.000		35.000	
	DEPARTMENT OF COTTAGE & SMALL INDUSTRIES	3052	Promotion and Development of Cottage and Small Industries	39.500		39.500	
	DEPARTMENT OF HYDRO POWER AND POWER SYSTEM	2961	DPR of 2640 MW Kuri-Gongri HEP	120.000		120.000	
	MINISTRY OF WORKS & HUMAN SETTLEMENT						
	SECRETARIAT		2893	SDP, GOI	4.800		4.800
SECRETARIAT		4036	GOI SDP Batch II	4.388		4.388	
DEPARTMENT OF ROADS		4275	Construction of Motorable Bailey bridge at Warongk-hola in Pemathang gewog	1.710		1.710	
DEPARTMENT OF ROADS		4341	Blacktopping of Toorsa-Pachudara GC road	2.610		2.610	
DEPARTMENT OF ROADS		4342	Blacktopping of Tseza GC road from Dagana - Tseza	4.350		4.350	
DEPARTMENT OF ROADS		4343	Blacktopping of Karmaling GC road from Lhamoizing-kha - Karmaling	10.440		10.440	
DEPARTMENT OF ROADS		4344	Blacktopping of Gakidling GC road from Khamina-Rangtse	11.310		11.310	
DEPARTMENT OF ROADS		4345	Blacktopping of Sangbay GC road from Khamina-Sangbayama	12.180		12.180	

DONOR	SPENDING AGENCY / DEPARTMENT	FI CODE	PROJECT NAME	IN-CASH	IN-KIND	TOTAL
GOI 11FYP	DEPARTMENT OF ROADS	4346	Blacktopping of Meiso GC road from Selibi-Gortsum	13.050		13.050
	DEPARTMENT OF ROADS	4347	Blacktopping of Minjay GC road from Tangmachu-Minjay	7.047		7.047
	DEPARTMENT OF ROADS	4348	Blacktopping of Balam GC road from Kafu-Balam	11.223		11.223
	DEPARTMENT OF ROADS	4349	Blacktopping of Chali GC road from Gangola-Chali	6.412		6.412
	DEPARTMENT OF ROADS	4350	Blacktopping of Jurmey GC road from Yudiri-Jurmey	14.964		14.964
	DEPARTMENT OF ROADS	4351	Blacktopping of Tsakaling GC road from Horong-Tsakaling	9.831		9.831
	DEPARTMENT OF ROADS	4352	Blacktopping of Doteng GC road from Shari - Jabji	4.350		4.350
	DEPARTMENT OF ROADS	4353	Blacktopping of Chongshing GC road from Denchi-Mandi	12.615		12.615
	DEPARTMENT OF ROADS	4354	Blacktopping of Kabisa GC road from Kabisa-Uesakha	2.662		2.662
	DEPARTMENT OF ROADS	4355	Blacktopping of Pemathnag GC road from Phuntshothang-Pemathang	6.020		6.020
	DEPARTMENT OF ROADS	4356	Blacktopping of Langchenphu GC road from Daifam-Langchenphu	1.444		1.444
	DEPARTMENT OF ROADS	4357	Blacktopping of Namgay Chhoeing GC road from Samtse-Laheirini	3.915		3.915
	DEPARTMENT OF ROADS	4358	Blacktopping of Chhuzagang GC Road from Mas-inikhola - Chhuzagang	7.830		7.830
	DEPARTMENT OF ROADS	4359	Blacktopping of Sherzhong GC Road from Aie bridge - Sherzhong	10.092		10.092
	DEPARTMENT OF ROADS	4360	Blacktopping of Tareythang GC Road from Umling - Tareythang	6.090		6.090
	DEPARTMENT OF ROADS	4361	Blacktopping of Umling GC Road from Norbuling-Umling	7.830		7.830

DONOR	SPENDING AGENCY / DEPARTMENT	FI CODE	PROJECT NAME	IN-CASH	IN-KIND	TOTAL
GOI 11FYP	DEPARTMENT OF ROADS	4362	Blacktopping of Sengey GC Road from Gakidling - Sengey	8.265		8.265
	DEPARTMENT OF ROADS	4363	Blacktopping of Genekha GC road from Wangbema to Genekha	4.350		4.350
	DEPARTMENT OF ROADS	4364	Blacktopping of Samkhar GC road from Khabti-Bikhar	7.221		7.221
	DEPARTMENT OF ROADS	4365	Blacktopping of Shongphoog GC road from Gailing-Changmey	3.828		3.828
	DEPARTMENT OF ROADS	4366	Blacktopping of Bomdeling GC road from Chazam-Dungzam	7.395		7.395
	DEPARTMENT OF ROADS	4367	Blacktopping of Jamkhar GC road from Tsherigom-Woongchilo	5.220		5.220
	DEPARTMENT OF ROADS	4368	Blacktopping of Yalang GC road from Duksum-Thragom	13.398		13.398
	DEPARTMENT OF ROADS	4369	Blacktopping of Nubi GC GC road from Bji zam to Nubi	14.790		14.790
	DEPARTMENT OF ROADS	4370	Blacktopping of Barshong GC road from Mendelgang-Barshong	8.265		8.265
	DEPARTMENT OF ROADS	4371	Blacktopping of Dunglagang GC road from Phendedrara-Dunglagang	8.987		8.987
	DEPARTMENT OF ROADS	4372	Blacktopping of Semjong GC road from Chachey-Bararey	6.377		6.377
	DEPARTMENT OF ROADS	4373	Blacktopping of Athang GC road from Dogeyphu-Athang	6.090		6.090
	DEPARTMENT OF ROADS	4374	Blacktopping of Kazhi GC road from Etoneysa-Simmorbu	7.830		7.830
	DEPARTMENT OF ROADS	4375	Blacktopping of Nahi GC road from Aggolo - Nahi	9.744		9.744
	DEPARTMENT OF ROADS	4376	Blacktopping of Nyishog GC road from Chazam-Samtengang	6.960		6.960

DONOR	SPENDING AGENCY / DEPARTMENT	FI CODE	PROJECT NAME	IN-CASH	IN-KIND	TOTAL
GOI 11FYP	DEPARTMENT OF ROADS	4377	Blacktopping of Phangyuel GC road from Rakheyzam-pa-Phunsumdeki	3,480		3,480
	DEPARTMENT OF ROADS	4378	Blacktopping of Ruebesa GC road from Dangchu zam to Ruebesa	5,220		5,220
	DEPARTMENT OF ROADS	4379	Blacktopping of Goshing GC road from Marungang-zam-Goshing	10,440		10,440
	DEPARTMENT OF ROADS	4380	Construction of Three Bailey Bridges on Lauri GC Road (Desumri, Woongteyri & Jomri)	5,764		5,764
	DEPARTMENT OF ROADS	4381	Construction of Bailey Bridge on Phongmey GC Road	12,368		12,368
	DEPARTMENT OF ROADS	4036	GOI SDP Batch II	322,218		322,218
	DEPARTMENT OF ROADS	2893	SDP, GOI	181,404		181,404
	DEPARTMENT OF ROADS	3036	Upgradation of Simtokha-Wangdue (65 kms)	628,702		628,702
	DEPARTMENT OF ROADS	3037	Upgradation of Wangdue-Chuserboo (82 kms)	560,067		560,067
	DEPARTMENT OF ROADS	3038	Upgradation of Trongsa-Chuserboo (45 kms)	415,213		415,213
	DEPARTMENT OF ROADS	3040	Upgradation of Yadi-Lingmethang (86 kms)	383,059		383,059
	DEPARTMENT OF URBAN DEVELOPMENT & ENGINEERING SERVICES	2893	SDP, GOI	58,569		58,569
	DEPARTMENT OF URBAN DEVELOPMENT & ENGINEERING SERVICES	4036	GOI SDP Batch II	127,216		127,216
	NATIONAL HOUSING DEVELOPMENT CORPORATION	4036	GOI SDP Batch II	28,672		28,672
STANDARD QUALITY CONTROL AUTHORITY	4036	GOI SDP Batch II	16,234		16,234	
CONSTRUCTION DEVELOPMENT BOARD	4036	GOI SDP Batch II	54,409		54,409	
CONSTRUCTION DEVELOPMENT BOARD	2893	SDP, GOI	4,800		4,800	

DONOR	SPENDING AGENCY / DEPARTMENT	FI CODE	PROJECT NAME	IN-CASH	IN-KIND	TOTAL
	DEPARTMENT OF ENGINEERING SERVICES	2893	SDP, GOI	4.800		4.800
	DEPARTMENT OF ENGINEERING SERVICES	3042	Urban Infrastructure Development, Kanglung	18.060		18.060
	DEPARTMENT OF ENGINEERING SERVICES	3044	Urban Infrastructure Development, Bumthang	105.510		105.510
	DEPARTMENT OF ENGINEERING SERVICES	4036	GOI SDP Batch II	88.422		88.422
	DEPARTMENT OF HUMAN SETTLEMENT	4036	GOI SDP Batch II	48.795		48.795
	DEPARTMENT OF HUMAN SETTLEMENT	2893	SDP, GOI	31.500		31.500
	MINISTRY OF INFORMATION & COMMUNICATIONS					
	DEPARTMENT OF INFORMATION TECHNOLOGY & TELECOM	3060	Government Data Centre	98.000		98.000
	DEPARTMENT OF INFORMATION TECHNOLOGY & TELECOM	3061	Automate G2G	23.070		23.070
	MINISTRY OF HEALTH					
	SECRETARIAT	2960	Construction of GMP Production Facility	10.000		10.000
	DEPARTMENT OF MEDICAL SERVICES	2956	Tsirang Hospital	90.500		90.500
	DEPARTMENT OF PUBLIC HEALTH	2960	Construction of GMP Production Facility	-17.200		-17.200
	DEPARTMENT OF PUBLIC HEALTH	2959	Vector Borne Disease Control Program	8.000		8.000
	DEPARTMENT OF MEDICAL SUPPLY AND HEALTH INFRASTRUCTURE	2956	Tsirang Hospital	17.200		17.200
	MINISTRY OF EDUCATION					
	DEPARTMENT OF ADULT & HIGHER EDUCATION	2950	Undergraduate Scholarship	102.000		102.000
	DEPARTMENT OF CURRICULUM RESEARCH & DEVELOPMENT	4036	GOI SDP Batch II	9.034		9.034

DONOR	SPENDING AGENCY / DEPARTMENT	FI CODE	PROJECT NAME	IN-CASH	IN-KIND	TOTAL	
GOI 11FYP	DZONGKHAG ADMINISTRATION, CHHUKHA						
	HEALTH	4214	Construction of 4 units Staff Quarters at Tsimalakha Hospital	2.608		2.608	
	AGRICULTURE	4206	Construction of farm road from Metakha Gewog Center to Pangu	5.008		5.008	
	AGRICULTURE	4207	Construction of farm road from Dungna to Mondokha in Dungna Gewog	12.817		12.817	
	AGRICULTURE	4213	Construction of Market Shed at Tsimalakha in Bjabcho Gewog	1.474		1.474	
	FORESTRY	4036	GOI SDP Batch II	1.515		1.515	
	URBAN DEVELOPMENT & ENGINEERING	4212	Procurement of Garbage Truck for Tsimasham and Gedu town	3.500		3.500	
	SAMPELING GEWOG, CHHUKHA						
	CIVIL		4036	GOI SDP Batch II	1.411		1.411
	AGRICULTURE		4036	GOI SDP Batch II	5.594		5.594
	BONGO GEWOG, CHHUKHA						
	AGRICULTURE		4211	Construction of Permanent structure for Jungley Bongo Phatshuma farm road in Bongo Gewog	3.000		3.000
	AGRICULTURE		4209	Construction of permanent structure for Gedu Boeri Farm road in Bongo Gewog	1.467		1.467
	CHAPCHHA GEWOG, CHHUKHA						
CIVIL		4036	GOI SDP Batch II	2.254		2.254	
DUNGNA GEWOG, CHHUKHA							
CIVIL		4036	GOI SDP Batch II	0.303		0.303	
HEALTH		4036	GOI SDP Batch II	1.400		1.400	

DONOR	SPENDING AGENCY / DEPARTMENT	FI CODE	PROJECT NAME	IN-CASH	IN-KIND	TOTAL
GOI 11FYP	DARLA GEWOG, CHHUKHA					
	HEALTH	4208	Construction of RWSS at Darla in Darla Gewog	4.730		4.730
	BJACHHO GEWOG, CHHUKHA					
	AGRICULTURE	4210	Construction of permanent structure for Etosil to Labt-shakha (Techna) Farm road in Bjabcho Gewog	0.900		0.900
	LOKCHINA GEWOG, CHHUKHA					
	CIVIL	4036	GOI SDP Batch II	2.800		2.800
	AGRICULTURE	4036	GOI SDP Batch II	8.790		8.790
	METAKHA GEWOG, CHHUKHA					
	CIVIL	4036	GOI SDP Batch II	2.288		2.288
	PHUENTSHOLING GEWOG, CHHUKHA					
	CIVIL	4036	GOI SDP Batch II	0.378		0.378
	DZONGKHAG ADMINISTRATION, HAA					
	CIVIL	4036	GOI SDP Batch II	8.624		8.624
	EDUCATION	4036	GOI SDP Batch II	0.798		0.798
	AGRICULTURE	4230	Construction of Farm Road from Relina to Shebji vil-lage in Sangbaykha Gewog	4.800		4.800
	AGRICULTURE	4231	Construction of Farm Road from Sellia to Sektena village in Gadkling Gewog	4.800		4.800
	AGRICULTURE	4232	Construction of Farm Road from Dumtoe-Thangdokha/ Ngatsena in Gadkling Gewog	4.800		4.800
	URBAN DEVELOPMENT & ENGINEERING	4229	Procurement of Garbage Truck for Haa Town	3.500		3.500
	URBAN DEVELOPMENT & ENGINEERING	4036	GOI SDP Batch II	38.058		38.058
	BJI GEWOG, HAA					
CIVIL	4036	GOI SDP Batch II	1.703		1.703	

DONOR	SPENDING AGENCY / DEPARTMENT	FI CODE	PROJECT NAME	IN-CASH	IN-KIND	TOTAL
	KATSHO GEWOG, HAA					
	CIVIL	4036	GOI SDP Batch II	0.303		0.303
	AGRICULTURE	4036	GOI SDP Batch II	0.908		0.908
	SANGBEY GEWOG, HAA					
	CIVIL	4036	GOI SDP Batch II	0.757		0.757
	AGRICULTURE	4036	GOI SDP Batch II	3.500		3.500
	SAMA GEWOG, HAA					
	CIVIL	4036	GOI SDP Batch II	0.802		0.802
	URBAN DEVELOPMENT AND ENGINEERING	4036	GOI SDP Batch II	4.987		4.987
	IUSU GEWOG, HAA					
	CIVIL	4036	GOI SDP Batch II	1.703		1.703
GOI 11FYP	GAKIDLING GEWOG, HAA					
	CIVIL	4036	GOI SDP Batch II	0.605		0.605
	AGRICULTURE	4036	GOI SDP Batch II	2.299		2.299
	DZONGKHAG ADMINISTRATION, PARO					
	AGRICULTURE	4253	Construction of Farm Road from Omchu to Tsundugang in Neja Gewog	8.844		8.844
	URBAN DEVELOPMENT & ENGINEERING	4254	Procurement of Waste Disposal Utility Vehicles for Paro town	7.000		7.000
	DOBSHARI GEWOG, PARO					
	CIVIL	4036	GOI SDP Batch II	0.378		0.378
	AGRICULTURE	4036	GOI SDP Batch II	1.745		1.745
	DOGAR GEWOG, PARO					
	CIVIL	4036	GOI SDP Batch II	1.754		1.754

DONOR	SPENDING AGENCY / DEPARTMENT	FI CODE	PROJECT NAME	IN-CASH	IN-KIND	TOTAL
GOI 11FYP	DOTENG GEWOG, PARO					
	CIVIL	4036	GOI SDP Batch II	0.378		0.378
	AGRICULTURE	4036	GOI SDP Batch II	1.749		1.749
	HUNGREL GEWOG, PARO					
	CIVIL	4036	GOI SDP Batch II	0.303		0.303
	HEALTH	4036	GOI SDP Batch II	1.400		1.400
	LANGO GEWOG, PARO					
	CIVIL	4036	GOI SDP Batch II	0.522		0.522
	LUNGNYI GEWOG, PARO					
	CIVIL	4036	GOI SDP Batch II	0.303		0.303
	AGRICULTURE	4036	GOI SDP Batch II	1.400		1.400
	NAJA GEWOG, PARO					
	CIVIL	4036	GOI SDP Batch II	1.340		1.340
	AGRICULTURE	4255	Construction of Irrigation Channel at lower Wanakha in Naja Gewog	0.600		0.600
	SHABA GEWOG, PARO					
	CIVIL	4036	GOI SDP Batch II	0.517		0.517
	AGRICULTURE	4036	GOI SDP Batch II	2.392		2.392
	TSENTO GEWOG, PARO					
	CIVIL	4036	GOI SDP Batch II	0.318		0.318
	URBAN DEVELOPMENT AND ENGINEERING	4036	GOI SDP Batch II	1.421		1.421
WANGCHANG GEWOG, PARO						
CIVIL	4036	GOI SDP Batch II	1.090		1.090	

DONOR	SPENDING AGENCY / DEPARTMENT	FI CODE	PROJECT NAME	IN-CASH	IN-KIND	TOTAL
	AGRICULTURE	4036	GOI SDP Batch II	4.324		4.324
	DZONGKHAG ADMINISTRATION, SAMTSE					
	CIVIL	4036	GOI SDP Batch II	41.309		41.309
	EDUCATION	4036	GOI SDP Batch II	14.817		14.817
	HEALTH	4036	GOI SDP Batch II	0.689		0.689
	AGRICULTURE	2893	SDP, GOI	4.500		4.500
	URBAN DEVELOPMENT & ENGINEERING	4277	Procurement of Dyna Refuse Collector for Gola town	3.500		3.500
	URBAN DEVELOPMENT & ENGINEERING	4278	Construction of Flood Mitigation and Protection Work at Sukruti river	4.813		4.813
	URBAN DEVELOPMENT & ENGINEERING	4279	Construction of Storm Water Drainage at Gairigoan and AWP area	4.401		4.401
	URBAN DEVELOPMENT & ENGINEERING	4036	GOI SDP Batch II	8.492		8.492
GOI	(BIRU) PEMALING GEWOG, SAMTSE					
11FYP	CIVIL	4036	GOI SDP Batch II	0.908		0.908
	AGRICULTURE	4036	GOI SDP Batch II	4.200		4.200
	URBAN DEVELOPMENT AND ENGINEERING	4283	Construction of Bailey bridge for Tachey Farm Road on Chebju river in Pemaling Gewog	0.900		0.900
	(CHARGHAREY) SANGANGACHOLING GEWOG, SAMTSE					
	CIVIL	4036	GOI SDP Batch II	0.908		0.908
	HEALTH	4284	Construction of additional Water Source at Depheling-toed in Sangnag choling gewog	0.900		0.900
	AGRICULTURE	4285	Construction of new Irrigation Channel at Jiti A and B (Chuchungsa) , SangNgagChhoeling.	1.138		1.138
	AGRICULTURE	4036	GOI SDP Batch II	4.200		4.200
	(CHENG MARI) NORBUGANG GEWOG, SAMTSE					
	CIVIL	4036	GOI SDP Batch II	0.757		0.757

DONOR	SPENDING AGENCY / DEPARTMENT	FI CODE	PROJECT NAME	IN-CASH	IN-KIND	TOTAL
	AGRICULTURE	4036	GOI SDP Batch II	3.499		3.499
	DENCHUKHA GEWOG, SAMTSE					
	CIVIL	4036	GOI SDP Batch II	0.454		0.454
	URBAN DEVELOPMENT AND ENGINEERING	4036	GOI SDP Batch II	2.102		2.102
	(DOROKHA) DOPHUCHEN GEWOG, SAMTSE					
	CIVIL	4036	GOI SDP Batch II	1.362		1.362
	AGRICULTURE	4036	GOI SDP Batch II	2.494		2.494
	DUMTEOD GEWOG, SAMTSE					
	CIVIL	4036	GOI SDP Batch II	0.908		0.908
	AGRICULTURE	4036	GOI SDP Batch II	2.755		2.755
	YOEDSELTSE GEWOG, SAMTSE					
	CIVIL	4036	GOI SDP Batch II	3.180		3.180
	AGRICULTURE	4036	GOI SDP Batch II	7.377		7.377
	NAMGAYCHHEOLING GEWOG, SAMTS					
	CIVIL	4036	GOI SDP Batch II	0.681		0.681
	CIVIL	4287	Construction of Jiti River Protection Wall for Namgy- elcholing irrigation channel in Namgaychholing Gewog.	0.900		0.900
	HEALTH	4036	GOI SDP Batch II	3.190		3.190
	AGRICULTURE	4036	GOI SDP Batch II	3.150		3.150
	URBAN DEVELOPMENT AND ENGINEERING	4288	Construction of Suspension Bridget over Jortti River at Majuwa in Namgaychholing Gewog	0.750		0.750
	TENDU GEWOG, SAMTSE					
	CIVIL	4036	GOI SDP Batch II	2.272		2.272
	AGRICULTURE	4036	GOI SDP Batch II	4.257		4.257

GOI
11FYP

DONOR	SPENDING AGENCY / DEPARTMENT	FI CODE	PROJECT NAME	IN-CASH	IN-KIND	TOTAL
	AGRICULTURE	4280	Construction of permanent structure on Farm Road from Bindukhola to Kachin village in Tendruk Gewog	1.800		1.800
	AGRICULTURE	4281	Construction of Irrigation Channel at Kachin Chiwoog in Tendruk Gewog	0.690		0.690
	UGYENTSE GEWOG, SAMTSE					
	CIVIL	4036	GOI SDP Batch II	0.382		0.382
	AGRICULTURE	4036	GOI SDP Batch II	1.770		1.770
	(PUGLI) PHUENTSHOPELRI GEWOG, SAMTSE					
	CIVIL	4036	GOI SDP Batch II	0.908		0.908
	AGRICULTURE	4036	GOI SDP Batch II	2.640		2.640
	AGRICULTURE	4286	Construction of permanent works for Dolomthang Farm Road in Phuntshopelri Gewog	1.847		1.847
GOI 11FYP	SAMTSE GEWOG, SAMTSE					
	CIVIL	4036	GOI SDP Batch II	0.454		0.454
	HEALTH	4036	GOI SDP Batch II	2.100		2.100
	AGRICULTURE	4282	Construction of permanent structures for Malbassey Farm Road in Samtse Gewog	1.500		1.500
	(SIBSU) TASHICHOLING GEWOG, SAMTSE					
	CIVIL	4036	GOI SDP Batch II	0.758		0.758
	URBAN DEVELOPMENT & ENGINEERING	4036	GOI SDP Batch II	1.779		1.779
	TADING GEWOG, SAMTSE					
	CIVIL	4036	GOI SDP Batch II	1.060		1.060
	AGRICULTURE	4036	GOI SDP Batch II	4.202		4.202
	DZONGKHAG ADMINISTRATION, TSIRANG					
	CIVIL	4036	GOI SDP Batch II	4.993		4.993

DONOR	SPENDING AGENCY / DEPARTMENT	FI CODE	PROJECT NAME	IN-CASH	IN-KIND	TOTAL	
GOI 11FYP	AGRICULTURE	4314	Construction of Burichu to Larichu Farm Road in Sergithang Gewog	9.467		9.467	
	AGRICULTURE	4316	Construction of Milk Processing Unit at Dzomlingzor, Gosalling gewog	1.020		1.020	
	URBAN DEVELOPMENT & ENGINEERING	4036	GOI SDP Batch II	22.594		22.594	
	(BETENI) PATSHALING GEWOG, TSIRANG						
	HEALTH	4036	GOI SDP Batch II	2.573		2.573	
	DUNGLAGANG GEWOG, TSIRANG						
	CIVIL	4036	GOI SDP Batch II	0.318		0.318	
	AGRICULTURE	4036	GOI SDP Batch II	1.438		1.438	
	BARSHONG GEWOG, TSIRANG						
	CIVIL	4036	GOI SDP Batch II	0.171		0.171	
	HEALTH	4036	GOI SDP Batch II	0.994		0.994	
	GOSELING GEWOG, TSIRANG						
	CIVIL	4036	GOI SDP Batch II	0.908		0.908	
	AGRICULTURE	4036	GOI SDP Batch II	1.770		1.770	
	RANGTHANGLING GEWOG, TSIRANG						
	CIVIL	4036	GOI SDP Batch II	0.436		0.436	
	AGRICULTURE	4036	GOI SDP Batch II	2.236		2.236	
	KILKHORTHANG GEWOG, TSIRANG						
	CIVIL	4036	GOI SDP Batch II	0.908		0.908	
	AGRICULTURE	4036	GOI SDP Batch II	1.796		1.796	
MENDRELGANG GEWOG, TSIRANG							
CIVIL	4036	GOI SDP Batch II	0.832		0.832		
AGRICULTURE	4036	GOI SDP Batch II	1.674		1.674		

DONOR	SPENDING AGENCY / DEPARTMENT	FI CODE	PROJECT NAME	IN-CASH	IN-KIND	TOTAL
	(PATALEY) SERGITHANG GEWOG, TSIRANG					
	CIVIL	4036	GOI SDP Batch II	3.382		3.382
	PHUENTENCHHU GEWOG, TSIRANG					
	CIVIL	4036	GOI SDP Batch II	0.499		0.499
	AGRICULTURE	4036	GOI SDP Batch II	2.124		2.124
	SHEMJONG GEWOG, TSIRANG					
	CIVIL	4036	GOI SDP Batch II	0.605		0.605
	HEALTH	4036	GOI SDP Batch II	1.503		1.503
	AGRICULTURE	4315	Construction of permanent structure on Gewog junction to Tashiling Toed Farm Road in Semjong Gewog	2.146		2.146
	TSHOLINGKCHAR GEWOG, TSIRANG					
	CIVIL	4036	GOI SDP Batch II	0.303		0.303
	HEALTH	4036	GOI SDP Batch II	1.400		1.400
	DZONGKHAG ADMINISTRATION, DAGANA					
	CIVIL	4036	GOI SDP Batch II	5.103		5.103
	AGRICULTURE	4216	Construction of Irrigation Channel from Budhichu via Thangna to Pangna and Yungsibji in Drujeygang Gewog	2.692		2.692
	URBAN DEVELOPMENT & ENGINEERING	4215	Construction of permanent work and Bailey bridge at Gumla to Kalizingkha farm road in Khebisa Gewog	10.200		10.200
	URBAN DEVELOPMENT & ENGINEERING	4036	GOI SDP Batch II	19.482		19.482
	DORONA GEWOG, DAGANA					
	CIVIL	4036	GOI SDP Batch II	0.318		0.318
	AGRICULTURE	4036	GOI SDP Batch II	1.168		1.168
	DRUJEYGANG GEWOG, DAGANA					
	CIVIL	4036	GOI SDP Batch II	0.530		0.530

**GOI
11FYP**

DONOR	SPENDING AGENCY / DEPARTMENT	FI CODE	PROJECT NAME	IN-CASH	IN-KIND	TOTAL	
GOI 11FYP	AGRICULTURE	4036	GOI SDP Batch II	2.750		2.750	
	AGRICULTURE	4217	Construction of permanent structure on Drujeygang to Chulum farm road in Drujeygang Gewog	0.600		0.600	
	AGRICULTURE	4218	Construction of permanent structure on Ambithang to Tardalum farm road in Drujeygang Gewog	0.600		0.600	
	GESARLING GEWOG, DAGANA						
	CIVIL	4036	GOI SDP Batch II	0.908		0.908	
	AGRICULTURE	4036	GOI SDP Batch II	2.929		2.929	
	AGRICULTURE	4219	Construction of permanent structure on farm road from main road to Tashithang in Gesarling Gewog	1.050		1.050	
	GOSHI GEWOG, DAGANA						
	CIVIL	4036	GOI SDP Batch II	0.817		0.817	
	AGRICULTURE	4036	GOI SDP Batch II	3.720		3.720	
	AGRICULTURE	4221	Construction of permanent structure on Dogak farm road in Goshi Gewog	0.600		0.600	
	KANA GEWOG, DAGANA						
	CIVIL	4036	GOI SDP Batch II	0.908		0.908	
	AGRICULTURE	4036	GOI SDP Batch II	2.640		2.640	
	AGRICULTURE	4220	Construction of permanent structure on Aeotesi to Samtengang farm road in Kana Gewog	1.350		1.350	
KHEBISA GEWOG, DAGANA							
CIVIL	4036	GOI SDP Batch II	1.603		1.603		
LAJAB GEWOG, DAGANA							
CIVIL	4036	GOI SDP Batch II	0.738		0.738		
AGRICULTURE	4036	GOI SDP Batch II	2.632		2.632		

DONOR	SPENDING AGENCY / DEPARTMENT	FI CODE	PROJECT NAME	IN-CASH	IN-KIND	TOTAL
GOI 11FYP	TRASHIDING GEWOG, DAGANA					
	CIVIL	4036	GOI SDP Batch II	0.908		0.908
	AGRICULTURE	4036	GOI SDP Batch II	1.320		1.320
	AGRICULTURE	4223	Construction of permanent structure on farm road from main road to Namchella in Tashiding Gewog	0.960		0.960
	TSENDAGANG GEWOG, DAGANA					
	CIVIL	4036	GOI SDP Batch II	1.703		1.703
	TSANGKHA GEWOG, DAGANA					
	CIVIL	4036	GOI SDP Batch II	1.583		1.583
	TSEZA GEWOG, DAGANA					
	CIVIL	4036	GOI SDP Batch II	1.618		1.618
	KARMALING (DEORALI) GEWOG, DAGANA					
	CIVIL	4036	GOI SDP Batch II	1.362		1.362
	AGRICULTURE	4036	GOI SDP Batch II	4.156		4.156
	LHAMOIZINGKHA GEWOG, DAGANA					
	CIVIL	4036	GOI SDP Batch II	0.908		0.908
	AGRICULTURE	4036	GOI SDP Batch II	2.870		2.870
	NICHULA GEWOG, DAGANA					
CIVIL	4036	GOI SDP Batch II	1.888		1.888	
URBAN DEVELOPMENT AND ENGINEERING	4222	Construction of permanent structure for Bichgaon to Katterary farm road in Nichula Gewog	1.110		1.110	
DZONGKHAG ADMINISTRATION, PUNAKHA						
CIVIL	4261	Institutionalization of Disaster Mitigation System in Punakha	0.900		0.900	

DONOR	SPENDING AGENCY / DEPARTMENT	FI CODE	PROJECT NAME	IN-CASH	IN-KIND	TOTAL	
GOI 11FYP	CIVIL	4036	GOI SDP Batch II	7.111		7.111	
	EDUCATION	4036	GOI SDP Batch II	14.072		14.072	
	AGRICULTURE	4258	Construction of Retaining Wall and Drain below Toepisa Gewog Office and RNR Centre	0.750		0.750	
	AGRICULTURE	4259	Construction of Chemical Store for RNR centres at Talo, Baap, Toepisa, Dzomi and Tewang Gewog	0.848		0.848	
	AGRICULTURE	4260	Protection and management of Critical Watershed areas at Chubu, Lingbu, Guma, Talo and Kabji	0.600		0.600	
	URBAN DEVELOPMENT & ENGINEERING	4262	Development of Urban infrastructure in Khuruthang Municipality	4.885		4.885	
	URBAN DEVELOPMENT & ENGINEERING	4263	Procurement of Garbage Truck for Punakha	3.500		3.500	
	URBAN DEVELOPMENT & ENGINEERING	4264	Procurement of Cesspool for Punakha	3.000		3.000	
	URBAN DEVELOPMENT & ENGINEERING	4265	Construction of Motorable Bailey bridge at Yebesa in Chubu Gewog.	5.700		5.700	
	URBAN DEVELOPMENT & ENGINEERING	4036	GOI SDP Batch II	32.900		32.900	
	CHHUBU GEWOG, PUNAKHA						
	CIVIL	4036	GOI SDP Batch II	0.770		0.770	
	AGRICULTURE	4036	GOI SDP Batch II	3.055		3.055	
	GUMA GEWOG, PUNAKHA						
	CIVIL	4036	GOI SDP Batch II	1.693		1.693	
	KABJISA GEWOG, PUNAKHA						
	CIVIL	4036	GOI SDP Batch II	0.378		0.378	
AGRICULTURE	4266	Construction of Farm road from Garana to Rimay in Kabjisa gewog	0.900		0.900		
AGRICULTURE	4267	Construction of Farm road from Kazhikha to Rangrikha in Kabjisa Gewog	0.900		0.900		

DONOR	SPENDING AGENCY / DEPARTMENT	FI CODE	PROJECT NAME	IN-CASH	IN-KIND	TOTAL
GOI 11FYP	URBAN DEVELOPMENT AND ENGINEERING	4036	GOI SDP Batch II	1.701		1.701
	SHENGANA GEWOG, PUNAKHA					
	CIVIL	4036	GOI SDP Batch II	0.461		0.461
	AGRICULTURE	4036	GOI SDP Batch II	2.114		2.114
	TALO GEWOG, PUNAKHA					
	CIVIL	4036	GOI SDP Batch II	0.455		0.455
	AGRICULTURE	4036	GOI SDP Batch II	2.105		2.105
	TEOWANG GEWOG, PUNAKHA					
	CIVIL	4036	GOI SDP Batch II	0.326		0.326
	AGRICULTURE	4036	GOI SDP Batch II	1.506		1.506
	AGRICULTURE	4269	Construction of permanent structure for Wolothang to Tamina and Kaypilo to Dengana Farm road in Toewang Gewog	0.660		0.660
	DZOMA GEWOG, PUNAKHA					
	CIVIL	4036	GOI SDP Batch II	0.304		0.304
	AGRICULTURE	4036	GOI SDP Batch II	1.391		1.391
	BAAP GEWOG, PUNAKHA					
	CIVIL	4036	GOI SDP Batch II	0.452		0.452
	AGRICULTURE	4036	GOI SDP Batch II	1.950		1.950
	AGRICULTURE	4268	Installation of Water Pumps at Tshokorna in Baap Gewog	0.900		0.900
	TOEBESA GEWOG, PUNAKHA					
	CIVIL	4036	GOI SDP Batch II	0.249		0.249
	AGRICULTURE	4036	GOI SDP Batch II	1.423		1.423

DONOR	SPENDING AGENCY / DEPARTMENT	FI CODE	PROJECT NAME	IN-CASH	IN-KIND	TOTAL
	DZONGKHAG ADMINISTRATION, WANGDUE PHODRANG					
	CIVIL	4318	Construction of Dzongkhag Store at Dzongkhag Administration office	0.687		0.687
	EDUCATION	4036	GOI SDP Batch II	14.509		14.509
	HEALTH	2893	SDP, GOI	1.827		1.827
	HEALTH	4319	Construction of Sub-Post at Taksha in Dangchu Gewog	1.887		1.887
	HEALTH	4320	Construction of Health Sub-Post at Nahi in Nahi Gewog	1.683		1.683
	AGRICULTURE	4321	Construction of permanent structures on Tewki Zampa to Khotokha Farm Road in Bjena Gewog.	14.760		14.760
	AGRICULTURE	4324	Construction of Permanent Structures on Nakha Farm Road in Sephu Gewog	4.404		4.404
	URBAN DEVELOPMENT & ENGINEERING	4322	Purchase of Garbage Truck for Municipal Office at Bajothang town	3.500		3.500
	URBAN DEVELOPMENT & ENGINEERING	4323	Construction of Approach Road in Bajothang Town	1.084		1.084
	BJENA GEWOG, WANGDUE PHODRANG					
	CIVIL	4036	GOI SDP Batch II	0.460		0.460
	AGRICULTURE	4036	GOI SDP Batch II	2.129		2.129
	DANGCHHU GEWOG, WANGDUE PHODRANG					
	CIVIL	4036	GOI SDP Batch II	1.344		1.344
	AGRICULTURE	4036	GOI SDP Batch II	6.221		6.221
	URBAN DEVELOPMENT AND ENGINEERING	4325	Construction of RCC Girder bridge over Dangchu for Ghobjia Farm Road in Dangchu Gewog	1.650		1.650
	GANGTEOD GEWOG, WANGDUE PHODRANG					
	CIVIL	4036	GOI SDP Batch II	2.228		2.228

**GOI
11FYP**

DONOR	SPENDING AGENCY / DEPARTMENT	FI CODE	PROJECT NAME	IN-CASH	IN-KIND	TOTAL
	GASETSHOGONGM GEWOG, WANGDUE PHODRANG					
	CIVIL	4036	GOI SDP Batch II	0.907		0.907
	AGRICULTURE	4036	GOI SDP Batch II	3.169		3.169
	AGRICULTURE	4326	Construction of Farm road from Bjemithangka to Masikha in Gasetshogom Gewog	1.740		1.740
	GASETSHOWOGM GEWOG, WANGDUE PHODRANG					
	CIVIL	4036	GOI SDP Batch II	2.649		2.649
	KAZHI GEWOG, WANGDUE PHODRANG					
	CIVIL	4036	GOI SDP Batch II	0.454		0.454
	AGRICULTURE	4036	GOI SDP Batch II	2.344		2.344
	NAHI GEWOG, WANGDUE PHODRANG					
	CIVIL	4036	GOI SDP Batch II	2.446		2.446
GOI 11FYP	NYISHO GEWOG, WANGDUE PHODRANG					
	CIVIL	4036	GOI SDP Batch II	0.453		0.453
	AGRICULTURE	4036	GOI SDP Batch II	2.096		2.096
	PHANGYUEL GEWOG, WANGDUE PHODRANG					
	CIVIL	4036	GOI SDP Batch II	0.853		0.853
	AGRICULTURE	4036	GOI SDP Batch II	4.058		4.058
	PHOBI GEWOG, WANGDUE PHODRANG					
	CIVIL	4036	GOI SDP Batch II	0.605		0.605
	URBAN DEVELOPMENT AND ENGINEERING	4036	GOI SDP Batch II	1.710		1.710
	RUBESA GEWOG, WANGDUE PHODANG					
	CIVIL	4036	GOI SDP Batch II	0.373		0.373
	AGRICULTURE	4036	GOI SDP Batch II	1.728		1.728

DONOR	SPENDING AGENCY / DEPARTMENT	FI CODE	PROJECT NAME	IN-CASH	IN-KIND	TOTAL
GOI 11FYP	SEPHU GEWOG, WANGDUE PHODRANG					
	CIVIL	4036	GOI SDP Batch II	0.582		0.582
	AGRICULTURE	4036	GOI SDP Batch II	1.496		1.496
	ATHANG GEWOG, WANGDUE PHODRANG					
	CIVIL	4036	GOI SDP Batch II	1.796		1.796
	AGRICULTURE	4036	GOI SDP Batch II	8.309		8.309
	THEDTSHO GEWOG, WANGDUE PHODRANG					
	CIVIL	4036	GOI SDP Batch II	0.303		0.303
	HEALTH	4036	GOI SDP Batch II	1.080		1.080
	DZONGKHAG ADMINISTRATION, BUMTHANG					
	CIVIL	4036	GOI SDP Batch II	1.680		1.680
	EDUCATION	4036	GOI SDP Batch II	13.080		13.080
	HEALTH	4036	GOI SDP Batch II	4.578		4.578
	HEALTH	4202	Tot	2.743		2.743
	AGRICULTURE	4203	Electric fencing for potato production in Chhumei, Chhokhor, Tang and Ura Gewog	0.660		0.660
	LIVESTOCK	4200	Construction of Milk Processing Plant at Bepzur village in Tang Gewog	0.600		0.600
	URBAN DEVELOPMENT & ENGINEERING	4201	Construction of River Bank protection wall along Chamkhar chhu	2.392		2.392
	CHHOEKHOR GEWOG, BUMTHANG					
	URBAN DEVELOPMENT AND ENGINEERING	4036	GOI SDP Batch II	5.374		5.374
	CHHUMEY GEWOG, BUMTHANG					
	CIVIL	4036	GOI SDP Batch II	0.908		0.908

DONOR	SPENDING AGENCY / DEPARTMENT	FI CODE	PROJECT NAME	IN-CASH	IN-KIND	TOTAL
	AGRICULTURE	4036	GOI SDP Batch II	3.159		3.159
	AGRICULTURE	4205	Construction of Permanent structure on Fogor to Chumghel farm road in Chumey Gewog	0.974		0.974
	TANG GEWOG, BUMTHANG					
	CIVIL	4036	GOI SDP Batch II	2.553		2.553
	URBAN DEVELOPMENT AND ENGINEERING	4204	Construction of RCC motorable bridge over Tandhin Gang Chhu for Chutoe farm road in Tang Gewog	0.450		0.450
	URA GEWOG, BUMTHANG					
	CIVIL	4036	GOI SDP Batch II	0.990		0.990
	DZONGKHAG ADMINISTRATION, SARPANG					
	EDUCATION	4036	GOI SDP Batch II	8.384		8.384
	URBAN DEVELOPMENT & ENGINEERING	4289	Procurement of Garbage Truck for Sarpang Town	3.500		3.500
	SAMTEYLING GEWOG, SARPANG					
	CIVIL	4036	GOI SDP Batch II	0.303		0.303
	AGRICULTURE	4036	GOI SDP Batch II	1.400		1.400
	CHHUZARGANG GEWOG, SARPANG					
	CIVIL	4036	GOI SDP Batch II	0.574		0.574
	HEALTH	4290	Construction of RWSS at upper and lower Dewathang in Chuzergang Gewog	0.706		0.706
	URBAN DEVELOPMENT AND ENGINEERING	4036	GOI SDP Batch II	2.657		2.657
	DEKIDLNG GEWOG, SARPANG					
	CIVIL	4036	GOI SDP Batch II	0.454		0.454
	HEALTH	4036	GOI SDP Batch II	2.100		2.100
	CHUZOM GEWOG, SARPANG					

GOI
11FYP

DONOR	SPENDING AGENCY / DEPARTMENT	FI CODE	PROJECT NAME	IN-CASH	IN-KIND	TOTAL
	CIVIL	4036	GOI SDP Batch II	1.362		1.362
	AGRICULTURE	4036	GOI SDP Batch II	6.423		6.423
	TAREYTHANG GEWOG, SARPANG					
	CIVIL	4036	GOI SDP Batch II	0.303		0.303
	AGRICULTURE	4036	GOI SDP Batch II	0.981		0.981
	GELEGPU GEWOG, SARPANG					
	CIVIL	4036	GOI SDP Batch II	6.326		6.326
	AGRICULTURE	4036	GOI SDP Batch II	1.491		1.491
	URBAN DEVELOPMENT AND ENGINEERING	4036	GOI SDP Batch II	25.494		25.494
	GAKIDLING GEWOG, SARPANG					
	CIVIL	4036	GOI SDP Batch II	1.106		1.106
	AGRICULTURE	4036	GOI SDP Batch II	3.728		3.728
	JIGMEDCHHEOLING GEWOG, SARPANG					
	CIVIL	4036	GOI SDP Batch II	1.135		1.135
	AGRICULTURE	4036	GOI SDP Batch II	0.522		0.522
	UMLING GEWOG, SARPANG					
	CIVIL	4036	GOI SDP Batch II	0.605		0.605
	HEALTH	4291	Construction of Water Supply for Umling gewog throm and nearby areas	0.834		0.834
	AGRICULTURE	4036	GOI SDP Batch II	2.353		2.353
	SINGYE GEWOG, SARPANG					
	CIVIL	4036	GOI SDP Batch II	0.303		0.303
	AGRICULTURE	4036	GOI SDP Batch II	1.400		1.400

DONOR	SPENDING AGENCY / DEPARTMENT	FI CODE	PROJECT NAME	IN-CASH	IN-KIND	TOTAL
GOI 11FYP	SHOMPANGKHA GEWOG, SARPANG					
	CIVIL	4036	GOI SDP Batch II	0.908		0.908
	AGRICULTURE	4036	GOI SDP Batch II	3.741		3.741
	SERSHONG GEWOG, SARPANG					
	CIVIL	4036	GOI SDP Batch II	0.303		0.303
	AGRICULTURE	4036	GOI SDP Batch II	1.400		1.400
	DZONGKHAG ADMINISTRATION, ZHEMGANG					
	CIVIL	4328	Construction of RNR Center with MP Hall and 4 unit Staff Quarter at Shingkar Gewog Centre	4.500		4.500
	URBAN DEVELOPMENT & ENGINEERING	4327	Procurement of Garbage Truck for Zhemgang Town	3.500		3.500
	BARDO GEWOG, ZHEMGANG					
	AGRICULTURE	4330	Construction of Farm Road form Khomshar to Gonpai in Bardo Gewog	1.111		1.111
	BJOKA GEWOG, ZHEMGANG					
	CIVIL	4036	GOI SDP Batch II	1.362		1.362
	AGRICULTURE	4036	GOI SDP Batch II	6.300		6.300
	NGANGLA GEWOG, ZHEMGANG					
	CIVIL	4036	GOI SDP Batch II	2.723		2.723
	AGRICULTURE	4036	GOI SDP Batch II	9.600		9.600
	PHANGKHAR GEWOG, ZHEMGANG					
	CIVIL	4036	GOI SDP Batch II	0.908		0.908
	AGRICULTURE	4036	GOI SDP Batch II	5.700		5.700
SHINGKAR GEWOG, ZHEMGANG						
CIVIL	4036	GOI SDP Batch II	0.303		0.303	
AGRICULTURE	4036	GOI SDP Batch II	1.400		1.400	

DONOR	SPENDING AGENCY / DEPARTMENT	FI CODE	PROJECT NAME	IN-CASH	IN-KIND	TOTAL
GOI 11FYP	TRONG GEWOG, ZHEMGANG					
	CIVIL	4036	GOI SDP Batch II	1.059		1.059
	AGRICULTURE	4036	GOI SDP Batch II	4.900		4.900
	AGRICULTURE	4329	Construction of Farm Road from Gomphu to Paibang in Trong Gewog	1.350		1.350
	GOSHING GEWOG, ZHEMGANG					
	CIVIL	4036	GOI SDP Batch II	0.908		0.908
	AGRICULTURE	4036	GOI SDP Batch II	5.700		5.700
	DZONGKHAG ADMINISTRATION, TRONGSA					
	EDUCATION	4036	GOI SDP Batch II	14.919		14.919
	DRAGTENG GEWOG, TRONGSA					
	CIVIL	4036	GOI SDP Batch II	0.454		0.454
	AGRICULTURE	4036	GOI SDP Batch II	2.100		2.100
	KORPHU GEWOG, TRONGSA					
	CIVIL	4036	GOI SDP Batch II	0.303		0.303
	AGRICULTURE	4036	GOI SDP Batch II	7.077		7.077
	LANGTHEL GEWOG, TRONGSA					
	CIVIL	4036	GOI SDP Batch II	1.135		1.135
	AGRICULTURE	4036	GOI SDP Batch II	5.850		5.850
	NUBI GEWOG, TRONGSA					
	CIVIL	4036	GOI SDP Batch II	4.389		4.389
AGRICULTURE	4036	GOI SDP Batch II	11.936		11.936	
TANGSIBJI GEWOG, TRONGSA						
CIVIL	4036	GOI SDP Batch II	0.832		0.832	

DONOR	SPENDING AGENCY / DEPARTMENT	FI CODE	PROJECT NAME	IN-CASH	IN-KIND	TOTAL	
GOI 11FYP	AGRICULTURE	4036	GOI SDP Batch II	1.250		1.250	
	URBAN DEVELOPMENT AND ENGINEERING	4317	Construction of RCC Culvert bridge at Chendejjii for Chendejjii Farm Road, Tangsibji Gewog	0.750		0.750	
	DZONGKHAG ADMINISTRATION, LHUENTSE						
	CIVIL	4036	GOI SDP Batch II	9.257		9.257	
	AGRICULTURE	4235	Construction of permanent structures for Khoma-Khommadung farm road under Khoma Gewog, Lhuentse	15.000		15.000	
	AGRICULTURE	4236	Construction of permanent structures for Manjabi to Maedisno Gewog Farm Road	6.000		6.000	
	URBAN DEVELOPMENT & ENGINEERING	4233	Construction of Foot Path and permanent structures for Phaling town approach road	1.800		1.800	
	URBAN DEVELOPMENT & ENGINEERING	4234	Procurement of Cesspool Truck for Dzongkhag Municipal	4.000		4.000	
	URBAN DEVELOPMENT & ENGINEERING	4036	GOI SDP Batch II	42.774		42.774	
	GANGZUR GEWOG, LHUENTSE						
CIVIL	4036	GOI SDP Batch II	0.783		0.783		
AGRICULTURE	4036	GOI SDP Batch II	3.624		3.624		
JAREY GEWOG, LHUENTSE							
CIVIL	4036	GOI SDP Batch II	1.362		1.362		
AGRICULTURE	4036	GOI SDP Batch II	1.200		1.200		
AGRICULTURE	4239	Construction of permanent structures for Yabi to Way-ang Farm Road in Jarey Gewog	0.600		0.600		
KHOMA GEWOG, LHUENTSE							
CIVIL	4036	GOI SDP Batch II	0.552		0.552		
AGRICULTURE	4036	GOI SDP Batch II	2.170		2.170		

DONOR	SPENDING AGENCY / DEPARTMENT	FI CODE	PROJECT NAME	IN-CASH	IN-KIND	TOTAL
GOI 11FYP	MINJAY GEWOG, LHUENTSE					
	CIVIL	4036	GOI SDP Batch II	3.392		3.392
	CIVIL	4241	Construction of Minjey Gewog Office at Wangzhing	1.050		1.050
	AGRICULTURE	4240	Construction of Irrigation Channel at Dungkarchu in Minjey Gewog	0.600		0.600
	MENBI GEWOG, LHUENTSE					
	CIVIL	4036	GOI SDP Batch II	0.530		0.530
	AGRICULTURE	4036	GOI SDP Batch II	1.135		1.135
	AGRICULTURE	4237	Construction of permanent structures for Takila to Rawabi Farm Road in Maenbi Gewog	1.427		1.427
	AGRICULTURE	4238	Construction of Bypass Road and permanent structures for Tangmachu central school to Manjabi Farm Road	1.409		1.409
	METSHO GEWOG, LHUENTSE					
	CIVIL	4036	GOI SDP Batch II	0.908		0.908
	AGRICULTURE	4036	GOI SDP Batch II	2.743		2.743
	TSENKHAR GEWOG, LHUENTSE					
	AGRICULTURE	4036	GOI SDP Batch II	2.672		2.672
	DZONGKHAG ADMINISTRATION, MONGAR					
CIVIL	2893	SDP, GOI	7.865		7.865	
HEALTH	4243	Construction of 4 unit Staff Quarter at Gyalpozhing BHU I	2.140		2.140	
AGRICULTURE	4244	Construction of RNR center cum three unit Staff Quarters at Tsakaling	2.987		2.987	
AGRICULTURE	4245	Construction of Farm Road from Nagor to Werringla in Silambi Gewog	1.800		1.800	

DONOR	SPENDING AGENCY / DEPARTMENT	FI CODE	PROJECT NAME	IN-CASH	IN-KIND	TOTAL	
GOI 11FYP	AGRICULTURE	4242	Development of Gyelposhing urban road	14.400		14.400	
	AGRICULTURE	2893	SDP, GOI	6.368		6.368	
	URBAN DEVELOPMENT & ENGINEERING	2893	SDP, GOI	4.500		4.500	
	BALAM GEWOG, MONGAR						
	CIVIL	4036	GOI SDP Batch II	0.393		0.393	
	AGRICULTURE	4036	GOI SDP Batch II	1.820		1.820	
	CHHALI GEWOG, MONGAR						
	CIVIL	4036	GOI SDP Batch II	0.943		0.943	
	AGRICULTURE	4246	Construction of Farm Road to Chulibi in Chali Gewog	0.900		0.900	
	CHASKHAR GEWOG, MONGAR						
	CIVIL	4036	GOI SDP Batch II	1.597		1.597	
	DREPUNG GEWOG, MONGAR						
	CIVIL	4036	GOI SDP Batch II	1.703		1.703	
	GONGDUE GEWOG, MONGAR						
	CIVIL	4036	GOI SDP Batch II	1.703		1.703	
	JURMEY GEWOG, MONGAR						
	CIVIL	4036	GOI SDP Batch II	1.816		1.816	
	AGRICULTURE	4036	GOI SDP Batch II	8.400		8.400	
	AGRICULTURE	4247	Construction of Farm Road from Tsashong to Chuzomsa at Jurmey Gewog	0.900		0.900	
	KENGGHAR GEWOG, MONGAR						
	CIVIL	4036	GOI SDP Batch II	0.908		0.908	
	AGRICULTURE	4036	GOI SDP Batch II	4.200		4.200	
	MONGAR GEWOG, MONGAR						
CIVIL	4036	GOI SDP Batch II	0.454		0.454		

DONOR	SPENDING AGENCY / DEPARTMENT	FI CODE	PROJECT NAME	IN-CASH	IN-KIND	TOTAL
GOI 11FYP	AGRICULTURE	4036	GOI SDP Batch II	2.100		2.100
	NGATSHANG GEWOG, MONGAR					
	CIVIL	4036	GOI SDP Batch II	0.681		0.681
	AGRICULTURE	4036	GOI SDP Batch II	3.150		3.150
	SALENG GEWOG, MONGAR					
	CIVIL	4036	GOI SDP Batch II	1.460		1.460
	AGRICULTURE	4249	Construction of Farm Road from Kalapang to Resa in Saleng Gewog	2.700		2.700
	SHERIMUHUNG GEWOG, MONGAR					
	CIVIL	4036	GOI SDP Batch II	2.270		2.270
	AGRICULTURE	4036	GOI SDP Batch II	0.813		0.813
	AGRICULTURE	4250	Construction of Gewog Office at Sherimuhung Gewog Center	0.600		0.600
	SILAMBI GEWOG, MONGAR					
	CIVIL	4036	GOI SDP Batch II	1.703		1.703
	AGRICULTURE	4251	Construction of Farm Road from Nagor to Gyelgong in Silambi Gewog	3.600		3.600
	THANGRONG GEWOG, MONGAR					
	CIVIL	4036	GOI SDP Batch II	1.331		1.331
	AGRICULTURE	4036	GOI SDP Batch II	6.160		6.160
TSAKALING GEWOG, MONGAR						
CIVIL	4036	GOI SDP Batch II	0.681		0.681	
AGRICULTURE	4036	GOI SDP Batch II	3.150		3.150	
AGRICULTURE	4252	Construction of Farm Road From Zangtung to Do-leptang in Tsakaling Gewog	1.350		1.350	

DONOR	SPENDING AGENCY / DEPARTMENT	FI CODE	PROJECT NAME	IN-CASH	IN-KIND	TOTAL
GOI 11FYP	TSAMANG GEWOG, MONGAR					
	CIVIL	4036	GOI SDP Batch II	1.816		1.816
	AGRICULTURE	4036	GOI SDP Batch II	8.400		8.400
	NARANG GEWOG, MONGAR					
	CIVIL	4036	GOI SDP Batch II	1.362		1.362
	AGRICULTURE	4036	GOI SDP Batch II	6.272		6.272
	AGRICULTURE	4248	Construction of Farm Road from Domschung to Pang-khang in Narang gewog	0.900		0.900
	DZONGKHAG ADMINISTRATION, PEMA GATSHEL					
	AGRICULTURE	2893	SDP, GOI	6.181		6.181
	CHONGSHING GEWOG, PEMA GATSHEL					
	CIVIL	4036	GOI SDP Batch II	0.227		0.227
	AGRICULTURE	4036	GOI SDP Batch II	1.058		1.058
	CHHIMUNG GEWOG, PEMA GATSHEL					
	CIVIL	4036	GOI SDP Batch II	2.270		2.270
	AGRICULTURE	4036	GOI SDP Batch II	10.489		10.489
	DUNGMIN GEWOG, PEMA GATSHEL					
	CIVIL	4036	GOI SDP Batch II	1.777		1.777
KHAR GEWOG, PEMA GATSHEL						
CIVIL	4036	GOI SDP Batch II	0.259		0.259	
AGRICULTURE	4036	GOI SDP Batch II	1.195		1.195	
SHUMAR GEWOG, PEMA GATSHEL						
CIVIL	4036	GOI SDP Batch II	0.908		0.908	
AGRICULTURE	4036	GOI SDP Batch II	4.199		4.199	

DONOR	SPENDING AGENCY / DEPARTMENT	FI CODE	PROJECT NAME	IN-CASH	IN-KIND	TOTAL
	AGRICULTURE	4256	Construction of Farm Road from Yangkhar to Toet-palung in Shumer Gewog	1.800		1.800
	YURUNG GEWOG, PEMA GATSHEL					
	CIVIL	4036	GOI SDP Batch II	0.454		0.454
	AGRICULTURE	4036	GOI SDP Batch II	2.101		2.101
	ZOBEL GEWOG, PEMA GATSHEL					
	CIVIL	4036	GOI SDP Batch II	0.908		0.908
	AGRICULTURE	4036	GOI SDP Batch II	4.198		4.198
	AGRICULTURE	4257	Construction of Permanent structure on Gonpasingma to Ngangmalam farm road in Zobel Gewog	0.600		0.600
	DECHHENLING GEWOG, PEMA GATSHEL					
	CIVIL	4036	GOI SDP Batch II	0.454		0.454
	AGRICULTURE	4036	GOI SDP Batch II	2.100		2.100
	NORBUGANG GEWOG, PEMA GATSHEL					
	CIVIL	4036	GOI SDP Batch II	0.908		0.908
	AGRICULTURE	4036	GOI SDP Batch II	4.200		4.200
	NANONG GEWOG, PEMA GATSHEL					
	CIVIL	4036	GOI SDP Batch II	0.530		0.530
	AGRICULTURE	4036	GOI SDP Batch II	2.450		2.450
	CHOEKHORLING GEWOG, PEMA GATSHEL					
	CIVIL	4036	GOI SDP Batch II	0.976		0.976
	AGRICULTURE	4036	GOI SDP Batch II	4.515		4.515
	DZONGKHAG ADMINISTRATION, SAMDRUP JONGKHAR					
	CIVIL	4036	GOI SDP Batch II	4.676		4.676

DONOR	SPENDING AGENCY / DEPARTMENT	FI CODE	PROJECT NAME	IN-CASH	IN-KIND	TOTAL
GOI 11FYP	EDUCATION	4036	GOI SDP Batch II	14.361		14.361
	HEALTH	4036	GOI SDP Batch II	1.593		1.593
	HEALTH	4272	Construction of 4 units Staff Quarter at Gomdar BHU I	2.694		2.694
	AGRICULTURE	4273	Citrus production management for Samdrupjongkhar Dzongkhag	0.900		0.900
	AGRICULTURE	4270	Commercialization of Summer Vegetable production in Orong, Serthi, Gomdar and Martshalla Gewogs	1.050		1.050
	AGRICULTURE	4036	GOI SDP Batch II	3.500		3.500
	URBAN DEVELOPMENT & ENGINEERING	4036	GOI SDP Batch II	13.900		13.900
	URBAN DEVELOPMENT & ENGINEERING	4271	Construction of Town Road including foot path and side drains at Jomotshangkha town	1.480		1.480
	URBAN DEVELOPMENT & ENGINEERING	4274	Construction of Town Road including side drain & black topping at Samdrupcholing town	2.727		2.727
	PHUENTSHOTHANG GEWOG, SAMDRUP JONGKCHAR					
CIVIL		4036	GOI SDP Batch II	1.917		1.917
WANGPHU GEWOG, SAMDRUP JONGKCHAR						
CIVIL		4036	GOI SDP Batch II	0.454		0.454
URBAN DEVELOPMENT AND ENGINEERING		4036	GOI SDP Batch II	1.506		1.506
LANGCHENPHU GEWOG, SAMDRUP JONGKCHAR						
CIVIL		4036	GOI SDP Batch II	2.491		2.491
LAURI GEWOG, SAMDRUP JONGKCHAR						
CIVIL		4036	GOI SDP Batch II	4.214		4.214
CIVIL		4276	Construction of Motorable Bailey bridge for Zangthi farm road in Lauri Gewog	4.650		4.650

DONOR	SPENDING AGENCY / DEPARTMENT	FI CODE	PROJECT NAME	IN-CASH	IN-KIND	TOTAL
GOI 11FYP	MARTSHALA GEWOG, SAMDRUP JONGKHAR					
	CIVIL	4036	GOI SDP Batch II	1.587		1.587
	DEWATHANG GEWOG, SAMDRUP JONGKHAR					
	CIVIL	4036	GOI SDP Batch II	0.303		0.303
	URBAN DEVELOPMENT AND ENGINEERING	4036	GOI SDP Batch II	0.703		0.703
	ORONG GEWOG, SAMDRUP JONGKHAR					
	CIVIL	4036	GOI SDP Batch II	2.222		2.222
	DZONGKHAG ADMINISTRATION, TRASHIGANG					
	CIVIL	4036	GOI SDP Batch II	6.484		6.484
	CIVIL	4294	Construction of Retaining Walls for two RNR centers at Kanglung and Kangpara Gewog	0.600		0.600
	EDUCATION	4036	GOI SDP Batch II	29.665		29.665
	HEALTH	4036	GOI SDP Batch II	2.664		2.664
	HEALTH	4295	Construction of 6 unit Staff Quarter at Bartsham BHU	3.091		3.091
	AGRICULTURE	4293	Construction of RNR Centre at Merak	0.900		0.900
	AGRICULTURE	4036	GOI SDP Batch II	26.131		26.131
	FORESTRY	4036	GOI SDP Batch II	0.454		0.454
	URBAN DEVELOPMENT & ENGINEERING	4036	GOI SDP Batch II	6.663		6.663
	URBAN DEVELOPMENT & ENGINEERING	4296	Laying and connection of new Sewerage Pipe Line in Trashigang Town	0.900		0.900
	URBAN DEVELOPMENT & ENGINEERING	4297	Construction of Pedestrian Foot Path at Trashigang Town	0.600		0.600
	URBAN DEVELOPMENT & ENGINEERING	4298	Construction of Storm Water Drainage at Trashigang Town	2.400		2.400

DONOR	SPENDING AGENCY / DEPARTMENT	FI CODE	PROJECT NAME	IN-CASH	IN-KIND	TOTAL	
GOI 11FYP	URBAN DEVELOPMENT & ENGINEERING	4299	Construction of River Protection Works at Mithridang, Trashigang town	2.700		2.700	
	URBAN DEVELOPMENT & ENGINEERING	4300	Establishment of Water Treatment Facilities at Rangjung Town	0.900		0.900	
	URBAN DEVELOPMENT & ENGINEERING	4301	Procurement of Garbage Truck for Dzongkhag Municipality	3.500		3.500	
	KANGLUNG GEWOG, TRASHIGANG						
	AGRICULTURE	4303	Construction of Tshopheng via Aukhay to Mathong Farm Road in Kanglung Gewog	1.800		1.800	
	KHALING GEWOG, TRASHIGANG						
	CIVIL	4036	GOI SDP Batch II	0.466		0.466	
	AGRICULTURE	4036	GOI SDP Batch II	1.848		1.848	
	AGRICULTURE	4302	Construction of Bailey bridge over Jerichu for Jeri to Leymi Farm Road in Khaling Gewog	3.192		3.192	
	LUMANG GEWOG, TRASHIGANG						
	AGRICULTURE	4304	Construction of Tshogonpa to Gangtong Farm Road in Lumang Gewog	1.800		1.800	
	AGRICULTURE	4305	Construction of Reserbooto Kheshing Farm Road in Lumang Gewog	2.700		2.700	
	MERAG GEWOG, TRASHIGANG						
	CIVIL	4036	GOI SDP Batch II	0.908		0.908	
	AGRICULTURE	4036	GOI SDP Batch II	4.200		4.200	
YANGNYER GEWOG, TRASHIGANG							
CIVIL	4036	GOI SDP Batch II	0.757		0.757		
AGRICULTURE	4036	GOI SDP Batch II	3.499		3.499		

DONOR	SPENDING AGENCY / DEPARTMENT	FI CODE	PROJECT NAME	IN-CASH	IN-KIND	TOTAL
GOI 11FYP	SAKTENG GEWOG, TRASHIGANG					
	AGRICULTURE	4307	Construction of Farm Road from Jonkhar to Tholong in Sakteng Gewog	3.000		3.000
	SHONGPHU GEWOG, TRASHIGANG					
	CIVIL	4036	GOI SDP Batch II	3.127		3.127
	UDZORONG GEWOG, TRASHIGANG					
	AGRICULTURE	4306	Construction of Farm Road from Jomtshang via Benshingmo to Udzorong Gewog Centre	3.690		3.690
	DZONGKHAG ADMINISTRATION, THIMPHU					
	CIVIL	2893	SDP, GOI	17.450		17.450
	AGRICULTURE	2893	SDP, GOI	4.073		4.073
	URBAN DEVELOPMENT & ENGINEERING	2893	SDP, GOI	27.300		27.300
	MEWANG GEWOG, THIMPHU					
	CIVIL	4036	GOI SDP Batch II	0.420		0.420
	AGRICULTURE	4036	GOI SDP Batch II	1.946		1.946
	AGRICULTURE	4292	Construction of Farm Road from Jimina to Lingshiphaka in Mewang Gewog	2.250		2.250
	DZONGKHAG ADMINISTRATION, GASA					
CIVIL	4224	Construction of river protection wall at Jamzanachu in Khatoed Gewog	0.600		0.600	
CIVIL	4225	Construction of Guest House at Gasa Dzongkhag	1.500		1.500	
CIVIL	4036	GOI SDP Batch II	6.244		6.244	
EDUCATION	4036	GOI SDP Batch II	8.346		8.346	
HEALTH	4226	Construction of permanent structures on Access Road from Laya GC Road to Gasa BHU-I in Khatoed Gewog	1.386		1.386	

DONOR	SPENDING AGENCY / DEPARTMENT	FI CODE	PROJECT NAME	IN-CASH	IN-KIND	TOTAL	
GOI 11FYP	HEALTH	4227	Construction of two unit Staff Quarter at Gasa BHU I in Khatoed Gewog	0.771		0.771	
	AGRICULTURE	4228	Construction of RNR Staff Quarter at Khatoed Gewog Center at Jashithangka	1.103		1.103	
	GEONKHAMED GEWOG, GASA						
	CIVIL	4036	GOI SDP Batch II	1.817		1.817	
	AGRICULTURE	4036	GOI SDP Batch II	2.997		2.997	
	GEONKHATEOD GEWOG, GASA						
	CIVIL	4036	GOI SDP Batch II	1.567		1.567	
	LAYA GEWOG, GASA						
	CIVIL	4036	GOI SDP Batch II	2.219		2.219	
	LUNANA GEWOG, GASA						
	CIVIL	4036	GOI SDP Batch II	2.185		2.185	
	DZONGKHAG ADMINISTRATION, TRASHI YANGTS						
	CIVIL	4036	GOI SDP Batch II	2.723		2.723	
	EDUCATION	4036	GOI SDP Batch II	14.782		14.782	
	AGRICULTURE	4036	GOI SDP Batch II	13.689		13.689	
	AGRICULTURE	4308	Construction of Gangkhar to Rabti Farm Road in Yangtse Gewog	5.062		5.062	
	AGRICULTURE	4309	Construction of Tongla to Dalikhar Farm Road in Jamkhar Gewog	2.700		2.700	
	BUMDELING GEWOG, TRASHI YANGTSE						
	CIVIL	4036	GOI SDP Batch II	0.303		0.303	
	AGRICULTURE	4036	GOI SDP Batch II	0.587		0.587	

DONOR	SPENDING AGENCY / DEPARTMENT	FI CODE	PROJECT NAME	IN-CASH	IN-KIND	TOTAL
GOI 11FYP	JAMKHAR GEWOG, TRASHI YANGTSE					
	CIVIL	4036	GOI SDP Batch II	0.454		0.454
	AGRICULTURE	4036	GOI SDP Batch II	2.020		2.020
	AGRICULTURE	4312	Construction of Jamkhardrang to Wakorong Farm Road in Jamkhar	0.864		0.864
	KHAMDANG GEWOG, TRASHI YANGTSE					
	CIVIL	4036	GOI SDP Batch II	0.878		0.878
	HEALTH	4036	GOI SDP Batch II	4.060		4.060
	RAMJAR GEWOG, TRASHI YANGTSE					
	CIVIL	4036	GOI SDP Batch II	0.617		0.617
	AGRICULTURE	4036	GOI SDP Batch II	2.573		2.573
	TEODTSHO GEWOG, TRASHI YANGTSE					
	CIVIL	4036	GOI SDP Batch II	0.454		0.454
	AGRICULTURE	4036	GOI SDP Batch II	2.100		2.100
	AGRICULTURE	4313	Construction of Ombarongchu to Jangphutse Irrigation Channel in Toetsho Gewog	0.900		0.900
	AGRICULTURE	4310	Construction of Zanglamember to Gongza Irrigation Channel in Teodtsho Gewog	1.665		1.665
TONGMIZHANGTSHA GEWOG, TRASHI YANGTSE						
CIVIL	4036	GOI SDP Batch II	0.371		0.371	
HEALTH	4036	GOI SDP Batch II	1.715		1.715	
YANGTSE GEWOG, TRASHI YANGTSE						
CIVIL	4036	GOI SDP Batch II	0.681		0.681	
AGRICULTURE	4036	GOI SDP Batch II	0.310		0.310	

DONOR	SPENDING AGENCY / DEPARTMENT	FI CODE	PROJECT NAME	IN-CASH	IN-KIND	TOTAL
GOI 11FYP	AGRICULTURE	4311	Construction of Dongkarla to Rabi Irrigation Channel in Yangtse Gewog	0.900		0.900
	Total GOI 11FYP			7,229.397		7,229.397
HCP	MINISTRY OF HEALTH					
	SECRETARIAT	1934	Primary Eye Care II	1.489		1.489
	DEPARTMENT OF MEDICAL SERVICES	1934	Primary Eye Care II	3.239		3.239
	Total HCP			4.728		4.728
	CIVIL SOCIETY ORGANIZATIONS AUTHORITY					
	SECRETARIAT	4119	Support to the Civil Society Sector in Bhutan in Partnership with the CSO Authority	5.290		5.290
HELVE-TAS	MINISTRY OF HOME & CULTURAL AFFAIRS					
	DEPARTMENT OF LOCAL GOVERNANCE	4113	Support to Local Governance III	2.400		2.400
	DEPARTMENT OF LOCAL GOVERNANCE	2849	Support to Local Governance (Phase II)	-11.843		-11.843
	MINISTRY OF AGRICULTURE & FORESTS					
	DEPARTMENT OF AGRICULTURE	2793	Rural Livelihood Project Phase II	12.500		12.500
	MINISTRY OF EDUCATION					
	SECRETARIAT	2794	Support to Education in Rural Bhutan	-2.215		-2.215
	MINISTRY OF LABOUR & HUMAN RESOURCES					
	SECRETARIAT	2897	Occupational Skill Development for the Construction Sectors in Bhutan (OSD4CS) Phase I	1.465		1.465
	DEPARTMENT OF HUMAN RESOURCES	2897	Occupational Skill Development for the Construction Sectors in Bhutan (OSD4CS) Phase I	2.000		2.000
DEPARTMENT OF OCCUPATIONAL STANDARDS	2897	Occupational Skill Development for the Construction Sectors in Bhutan (OSD4CS) Phase I	10.490		10.490	

DONOR	SPENDING AGENCY / DEPARTMENT	FI CODE	PROJECT NAME	IN-CASH	IN-KIND	TOTAL
HELVE-TAS	DZONGKHAG ADMINISTRATION, ZHEMGANG					
	CIVIL	2793	Rural Livelihood Project Phase II	5.815		5.815
	Total HELVETAS			25.902		25.902
ICIMD	MINISTRY OF AGRICULTURE & FORESTS					
	SECRETARIAT	2483	Regional Project on Shifting Cultivation	-0.501		-0.501
	DEPARTMENT OF FOREST	2923	Kangchenjunga Landscape Conservation and Development Initiative (KLCDI)	3.219		3.219
	MINISTRY OF ECONOMIC AFFAIRS					
	SECRETARIAT	2738	Establishment of a Regional Flood Information System in the Hindu-Kush Himalayan Region (HKH-HYCOS)	0.399		0.399
	Total ICIMD			3.117		3.117
ICIMOD	MINISTRY OF AGRICULTURE & FORESTS					
	DEPARTMENT OF AGRICULTURE	4125	Support to Rural Livelihoods and Climate Change Adaptation in the Himalayas	2.671		2.671
	DEPARTMENT OF AGRICULTURE	4052	HIMALICA	9.960		9.960
	DEPARTMENT OF FOREST	4078	REDD+ Himalayas: Developing and using experience in implementing REDD in the Himalayas	17.149		17.149
	Total ICIMOD			29.780		29.780
IFAD	MINISTRY OF AGRICULTURE & FORESTS					
	DEPARTMENT OF AGRICULTURE	2718	Market Access and Growth Intensification Project(MAGIP)	14.019		14.019
	DEPARTMENT OF AGRICULTURE	4128	Commercial Agriculture & Resilient Livelihoods Enhancement Programme (CARLEP-GRANT)	4.725		4.725
	DZONGKHAG ADMINISTRATION, PEMA GATSHEL					
	AGRICULTURE	2718	Market Access and Growth Intensification Project(MAGIP)	0.220		0.220

DONOR	SPENDING AGENCY / DEPARTMENT	FI CODE	PROJECT NAME	IN-CASH	IN-KIND	TOTAL
	DZONGKHAG ADMINISTRATION, SAMDRUP JONGKHAR					
	AGRICULTURE	2718	Market Access and Growth Intensification Project(MAGIP)	0.550		0.550
	AGRICULTURE	4128	Commercial Agriculture & Resilient Livelihoods Enhancement Programme (CARLEP-GRANT)	1.431		1.431
	AGRICULTURE	4129	Commercial Agriculture & Resilient Livelihoods Enhancement Programme (CARLEP- Trust Grant)	1.431		1.431
	DZONGKHAG ADMINISTRATION, TRASHIGANG					
IFAD	AGRICULTURE	4129	Commercial Agriculture & Resilient Livelihoods Enhancement Programme (CARLEP- Trust Grant)	0.078		0.078
	AGRICULTURE	2718	Market Access and Growth Intensification Project(MAGIP)	0.093		0.093
	DZONGKHAG ADMINISTRATION, TRASHI YANGTSE					
	AGRICULTURE	2718	Market Access and Growth Intensification Project(MAGIP)	0.664		0.664
	AGRICULTURE	4129	Commercial Agriculture & Resilient Livelihoods Enhancement Programme (CARLEP- Trust Grant)	0.138		0.138
	Total IFAD			23.349		23.349
	MINISTRY OF AGRICULTURE & FORESTS					
IUCN	DEPARTMENT OF AGRICULTURE	3033	The Bhutan Red List Partnership	0.289		0.289
	DEPARTMENT OF FOREST	4136	Securing the future of Tigers in Bhutan-Manas Complex	14.606		14.606
	Total IUCN			14.895		14.895
	MINISTRY OF HOME & CULTURAL AFFAIRS					
JAPAN	ROYAL BHUTAN POLICE	4145	The project for provision of patrol cars to community police centers in Paro, Wangduephodrang and Trashigang	9.316		9.316

DONOR	SPENDING AGENCY / DEPARTMENT	FI CODE	PROJECT NAME	IN-CASH	IN-KIND	TOTAL
JAPAN	MINISTRY OF AGRICULTURE & FORESTS					
	DEPARTMENT OF AGRICULTURE	4144	The project for the construction of RNR centre for subtropical horticulture development in Panbhang, Zhemgang	4.223		4.223
	DEPARTMENT OF FOREST	2807	Ramsar Small Grant Fund	0.266		0.266
	MINISTRY OF LABOUR & HUMAN RESOURCES					
	DEPARTMENT OF LABOUR	4146	The project for installation of safe water supply system in Samthang, Wangduephodrang	1.707		1.707
	Total Japan			15.511		15.511
JICA	CENTRE FOR BHUTAN STUDIES AND GNH RESEARCH					
	SECRETARIAT	3074	Gross National Happiness Survey 2014-2015	0.239		0.239
	Total JICA			0.239		0.239
MHPA	MINISTRY OF HOME & CULTURAL AFFAIRS					
	DEPARTMENT OF DISASTER MANAGEMENT	2992	Institutional Strengthening & Setting up of GLOF Early Warning & Rainstorm Flood Forecasting in Mangdechu & Chamkharchhu Basin	1.040		1.040
	MINISTRY OF AGRICULTURE & FORESTS					
	DEPARTMENT OF LIVESTOCK	2915	Conservation of the Endangered Golden Mahaseer (Tor putitora)	0.448		0.448
	DEPARTMENT OF FOREST	3008	Conservation and Sustainable Management of Mangdechu Watershed	7.494		7.494
	DEPARTMENT OF FOREST	2870	Freshwater Aquatic Biodiversity Assessment in Mangdechu, Central Bhutan	0.100		0.100
	DEPARTMENT OF FOREST	2871	Compensatory Afforestation along Mangdechu Catchment	4.490		4.490

DONOR	SPENDING AGENCY / DEPARTMENT	FI CODE	PROJECT NAME	IN-CASH	IN-KIND	TOTAL
MHPA	MINISTRY OF WORKS & HUMAN SETTLEMENT					
	DEPARTMENT OF ROADS	4154	Strengthening and up-gradation of road bridges from existing 40R loading capacity to 70R loading capacity(Wangdue -Langthe)	35.996		35.996
	Total MHPA			49.568		49.568
MU	KHESAR GYALPO UNIVERSITY OF MEDICAL SCIENCES OF BHUTAN					
		4032	One Health Epidemiology Fellowship Program Coordination: Bhutan	0.461		0.461
	SECRETARIAT	4032	One Health Epidemiology Fellowship Program Coordination: Bhutan	5.503		5.503
	Total MU			5.964		5.964
NETH-ERLN	MINISTRY OF WORKS & HUMAN SETTLEMENT					
	DEPARTMENT OF ROADS	2685	Poverty Alleviation through Road Development in Southern Bhutan	92.534		92.534
	Total Netherlands			92.534		92.534
NORDIC	MINISTRY OF AGRICULTURE & FORESTS					
	DEPARTMENT OF AGRICULTURE	1337	On farm PGR conservation in Bhutan (BUCAP)	0.811		0.811
	Total NORDIC			0.811		0.811
NORWAY	MINISTRY OF ECONOMIC AFFAIRS					
	DEPARTMENT OF HYDRO POWER AND POWER SYSTEM	2821	Strengthening of the Energy Sector - Phase IV	25.270		25.270
	DEPARTMENT OF RENEWABLE ENERGY	2874	Framework for Energy+ Cooperation with Bhutan	0.307		0.307
Total Norway			25.577		25.577	

DONOR	SPENDING AGENCY / DEPARTMENT	FI CODE	PROJECT NAME	IN-CASH	IN-KIND	TOTAL
PHPA	MINISTRY OF AGRICULTURE & FORESTS					
	DEPARTMENT OF FOREST	3029	Compensatory Afforestation	4.333		4.333
	Total PHPA			4.333		4.333
PHPA II	MINISTRY OF AGRICULTURE & FORESTS					
	DEPARTMENT OF FOREST	3030	Compensatory Afforestation	6.039		6.039
	Total PHPA II			6.039		6.039
READ	MINISTRY OF FINANCE					
	DEPARTMENT OF PUBLIC ACCOUNTS	2855	READ Bhutan: Rural Education and Development	17.805		17.805
	Total READ			17.805		17.805
COUNCIL FOR RELIGIOUS AFFAIRS						
	SECRETARIAT	4083	Support to Comprehensive Disaster Management Project for Education Sector (CDMPES) through Dratshang Lhentshog	1.037		1.037
ROYAL EDUCATION COUNCIL						
	SECRETARIAT	4077	Support Reading Program to Visually and Hearing Impaired Children	0.320		0.320
SCF/USA	MINISTRY OF EDUCATION					
	DEPARTMENT OF ADULT & HIGHER EDUCATION	4064	Support to Adolescent Non Formal Education Programs through the DYS, MoE	0.701		0.701
	DEPARTMENT OF SCHOOL EDUCATION	4096	Support to Comprehensive Disaster Management Project for Education Sector (CDMPES) through the DoSE, MoE	3.979		3.979
	DEPARTMENT OF YOUTH & SPORTS	4064	Support to Adolescent Non Formal Education Programs through the DYS, MoE	5.593		5.593

DONOR	SPENDING AGENCY / DEPARTMENT	FI CODE	PROJECT NAME	IN-CASH	IN-KIND	TOTAL
SCF/USA	DZONGKHAG ADMINISTRATION, PARO					
	CIVIL	4097	Support to Comprehensive Disaster Management Project for Education Sector (CDMPES) through the Dzongkhag Administration , Paro	0.748		0.748
	EDUCATION	4097	Support to Comprehensive Disaster Management Project for Education Sector (CDMPES) through the Dzongkhag Administration , Paro	0.240		0.240
	AGRICULTURE	4097	Support to Comprehensive Disaster Management Project for Education Sector (CDMPES) through the Dzongkhag Administration , Paro	0.308		0.308
	Total SCF/USA			12.926		12.926
SDC	JUDICIARY					
		4035	Support to Judiciary of Bhutan Legal Sector Programme	6.167		6.167
	SECRETARIAT	4035	Support to Judiciary of Bhutan Legal Sector Programme	19.229		19.229
	SECRETARIAT	2485	Support to Judiciary of Bhutan	5.947		5.947
	ANTI-CORRUPTION COMMISSION					
	SECRETARIAT	2932	DG+ Democratic Governance Programme	29.000		29.000
	CABINET SECRETARIAT					
	SECRETARIAT	2932	DG+ Democratic Governance Programme	17.174		17.174
	GROSS NATIONAL HAPPINESS COMMISSION					
	SECRETARIAT	2932	DG+ Democratic Governance Programme	4.795		4.795
SECRETARIAT	4035	Support to Judiciary of Bhutan Legal Sector Programme	-6.167		-6.167	

DONOR	SPENDING AGENCY / DEPARTMENT	FI CODE	PROJECT NAME	IN-CASH	IN-KIND	TOTAL
SDC	JIGME SINGYE WANGCHUCK SCHOOL OF LAW					
	NA	4035	Support to Judiciary of Bhutan Legal Sector Programme	1.417		1.417
	MINISTRY OF HOME & CULTURAL AFFAIRS					
	SECRETARIAT	2656	Support to One-Stop Shop Service Delivery	-0.451		-0.451
	MINISTRY OF AGRICULTURE & FORESTS					
	DEPARTMENT OF FOREST	2929	Participatory Forest Management and Co-operation (PFMP)	13.663		13.663
	MINISTRY OF INFORMATION & COMMUNICATIONS					
	DEPARTMENT OF INFORMATION TECHNOLOGY & TELECOM	2932	DG+ Democratic Governance Programme	-1.174		-1.174
	MINISTRY OF EDUCATION					
	DEPARTMENT OF YOUTH & SPORTS	2932	DG+ Democratic Governance Programme	14.000		14.000
Total SDC				103.600		103.600
NATIONAL COMMISSION FOR WOMEN & CHILDREN						
SECRETARIAT	2840	South Asia Initiative to End Violence Against Children (SAIE/VAC)	-1.115		-1.115	
MINISTRY OF AGRICULTURE & FORESTS						
DEPARTMENT OF AGRICULTURE	2938	Post Harvest Value Addition and Management of Horticultural Crops in Production Catchments of SAARC Countries	19.622		19.622	
MINISTRY OF INFORMATION & COMMUNICATIONS						
SECRETARIAT	2727	Empowering Rural Communities: Reaching the Unreached	0.408		0.408	
Total SDF				18.915		18.915

DONOR	SPENDING AGENCY / DEPARTMENT	FI CODE	PROJECT NAME	IN-CASH	IN-KIND	TOTAL
SDS	GROSS NATIONAL HAPPINESS COMMISSION					
	SECRETARIAT	1305	Operational Budget (AKV) of SDS	6.396		6.396
	SECRETARIAT	2636	Rural Economy Advancement Program(REAP) Phase I	-3.533		-3.533
	Total SDS			2.862		2.862
SUASE	MINISTRY OF HOME & CULTURAL AFFAIRS					
	DEPARTMENT OF DISASTER MANAGEMENT	4130	Saxion Universities of Applied Sciences Enschede, Netherland	2.378		2.378
	Total SUASE			2.378		2.378
TF	MINISTRY OF FINANCE					
	DEPARTMENT OF NATIONAL BUDGET	2866	ICT Development Project	0.536		0.536
	Total TF			0.536		0.536
ThYe	MINISTRY OF AGRICULTURE & FORESTS					
	DEPARTMENT OF LIVESTOCK	4131	Fisheries Development Study and Monitoring Program in Nikachhu, Trongsa	1.393		1.393
	DEPARTMENT OF FOREST	4038	Rescue and rehabilitation of threatened and rare plant species from Nikachhu Hydropower Project sites	1.781		1.781
	Total ThYe			3.174		3.174
	MINISTRY OF FINANCE					
UFS	DEPARTMENT OF PUBLIC ACCOUNTS	2000	Unidentified Financing Sources (External)	1.064		1.064
	Total UFS			1.064		1.064
	MINISTRY OF FINANCE					
UN	MINISTRY OF FINANCE					
	DEPARTMENT OF PUBLIC ACCOUNTS	2700	Promotion of Rainwater Harvesting & Human value based Water, Sanitation & Hygiene Education in Mongar,Bhutan	0.763		0.763
	Total UN			0.763		0.763

DONOR	SPENDING AGENCY / DEPARTMENT	FI CODE	PROJECT NAME	IN-CASH	IN-KIND	TOTAL
UNCDF	MINISTRY OF HOME & CULTURAL AFFAIRS					
	DEPARTMENT OF LOCAL GOVERNANCE	2737	Local Climate Adaptive Living (LoCAL) Facility Pilot for Local Governments in Bhutan	16.490		16.490
	Total UNCDF			16.490		16.490
UNDP	OFFICE OF THE ATTORNEY GENERAL					
	SECRETARIAT	4047	Governance and Participation	1.004		1.004
	MINISTRY OF FINANCE					
	DEPARTMENT OF PUBLIC ACCOUNTS	1007	Small Grants Programme	2.546		2.546
	MINISTRY OF FOREIGN AFFAIRS					
	SECRETARIAT	4047	Governance and Participation	0.181		0.181
	MINISTRY OF AGRICULTURE & FORESTS					
	DEPARTMENT OF FOREST	1007	Small Grants Programme	0.150		0.150
	DZONGKHAG ADMINISTRATION, CHHUKHA					
	FORESTRY	1007	Small Grants Programme	0.172		0.172
	DZONGKHAG ADMINISTRATION, WANGDUE PHODRANG					
	FORESTRY	1007	Small Grants Programme	0.605		0.605
DZONGKHAG ADMINISTRATION, BUMTHANG						
FORESTRY	1007	Small Grants Programme	0.995		0.995	
DZONGKHAG ADMINISTRATION, TRONGSA						
FORESTRY	1007	Small Grants Programme	1.063		1.063	
DZONGKHAG ADMINISTRATION, PEMA GATSHEL						
CIVIL	1007	Small Grants Programme	0.101		0.101	
DZONGKHAG ADMINISTRATION, SAMDRUP JONGKHAR						
FORESTRY	1007	Small Grants Programme	1.237		1.237	

DONOR	SPENDING AGENCY / DEPARTMENT	FI CODE	PROJECT NAME	IN-CASH	IN-KIND	TOTAL
UNDP	DZONGKHAG ADMINISTRATION, TRASHIGANG					
	HEALTH	1007	Small Grants Programme	0.407		0.407
	AGRICULTURE	1007	Small Grants Programme	0.849		0.849
	FORESTRY	1007	Small Grants Programme	4.383		4.383
	DZONGKHAG ADMINISTRATION, THIMPHU					
	FORESTRY	1007	Small Grants Programme	0.188		0.188
	Total UNDP			13.881		13.881
	NATIONAL ASSEMBLY OF BHUTAN					
	SECRETARIAT	3001	Parliamentary Development	0.551		0.551
	ELECTION COMMISSION OF BHUTAN					
	SECRETARIAT	3000	Civic Engagement and Accountability	0.648		0.648
	ROYAL AUDIT AUTHORITY					
	SECRETARIAT	3000	Civic Engagement and Accountability	0.331		0.331
UNDP IPF	NATIONAL ENVIRONMENT COMMISSION		UN Support to RGOB on emerging environmental issues:	0.150		0.150
	SECRETARIAT	3014	UN Support to RGOB on emerging environmental issues:	0.600		0.600
	SECRETARIAT	2845	NAPA-2 Project Preparatory Grant	13.140		13.140
	ROYAL UNIVERSITY OF BHUTAN					
	SECRETARIAT	3000	Civic Engagement and Accountability	0.638		0.638
	NATIONAL COMMISSION FOR WOMEN & CHILDREN					
	SECRETARIAT	3002	Women's Participation	4.759		4.759
	BHUTAN NATIONAL LEGAL INSTITUTE					
NA		2999	Access to Justice	1.558		1.558

DONOR	SPENDING AGENCY / DEPARTMENT	FI CODE	PROJECT NAME	IN-CASH	IN-KIND	TOTAL
UNDP IPF	MINISTRY OF HOME & CULTURAL AFFAIRS					
	SECRETARIAT	4000	Response and Recovery Preparedness in Bhutan	-0.751		-0.751
	DEPARTMENT OF LOCAL GOVERNANCE	3002	Women's Participation	1.649		1.649
	DEPARTMENT OF DISASTER MANAGEMENT	2845	NAPA-2 Project Preparatory Grant	15.056		15.056
	DEPARTMENT OF DISASTER MANAGEMENT	4000	Response and Recovery Preparedness in Bhutan	1.011		1.011
	MINISTRY OF FINANCE					
	DEPARTMENT OF NATIONAL BUDGET	3002	Women's Participation	0.446		0.446
	DEPARTMENT OF PUBLIC ACCOUNTS	2338	Targeted Community Dev. & Pro-poor Governance Initiatives for Poverty Reduction	1.669		1.669
	DEPARTMENT OF PUBLIC ACCOUNTS	2845	NAPA-2 Project Preparatory Grant	6.921		6.921
	DEPARTMENT OF PUBLIC ACCOUNTS	4039	Enhancing energy Efficient street lighting in Thimphu Thromde	7.840		7.840
	MINISTRY OF AGRICULTURE & FORESTS					
	SECRETARIAT	3016	Nagoya Protocol: Access to Genetic resources and benefit sharing in Bhutan	3.084		3.084
	DEPARTMENT OF AGRICULTURE	3016	Nagoya Protocol: Access to Genetic resources and benefit sharing in Bhutan	4.763		4.763
	DEPARTMENT OF AGRICULTURE	2851	Bhutan Sustainable Rural Biomass Energy Project (SBRE)	4.464		4.464
DEPARTMENT OF LIVESTOCK	3016	Nagoya Protocol: Access to Genetic resources and benefit sharing in Bhutan	7.256		7.256	
DEPARTMENT OF FOREST	2845	NAPA-2 Project Preparatory Grant	10.188		10.188	

DONOR	SPENDING AGENCY / DEPARTMENT	FI CODE	PROJECT NAME	IN-CASH	IN-KIND	TOTAL
	MINISTRY OF ECONOMIC AFFAIRS					
	DEPARTMENT OF GEOLOGY AND MINES	2845	NAPA-2 Project Preparatory Grant	3.868		3.868
	DEPARTMENT OF COTTAGE & SMALL INDUSTRIES	2345	UN Support to Form. of Enabling Poly. Framework & Dev. of MSMEs for Empl. Gen. & Pro-poor Growth	1.643		1.643
	DEPARTMENT OF HYDRO-MET SERVICES	2845	NAPA-2 Project Preparatory Grant	118.639		118.639
	DEPARTMENT OF RENEWABLE ENERGY	2851	Bhutan Sustainable Rural Biomass Energy Project (SBRE)	11.847		11.847
	MINISTRY OF WORKS & HUMAN SETTLEMENT					
UNDP IPF	DEPARTMENT OF URBAN DEVELOPMENT & ENGINEERING SERVICES	2845	NAPA-2 Project Preparatory Grant	9.709		9.709
	DEPARTMENT OF ENGINEERING SERVICES	2845	NAPA-2 Project Preparatory Grant	6.000		6.000
	MINISTRY OF HEALTH					
	SECRETARIAT	3002	Women's Participation	4.266		4.266
	MINISTRY OF LABOUR & HUMAN RESOURCES					
	SECRETARIAT	2315	Labour Market Analysis and Employment Generation	-0.117		-0.117
	DEPARTMENT OF EMPLOYMENT	2315	Labour Market Analysis and Employment Generation	2.332		2.332
	DZONGKHAG ADMINISTRATION, MONGAR					
	URBAN DEVELOPMENT & ENGINEERING	2845	NAPA-2 Project Preparatory Grant	7.089		7.089
	Total UNDP IPF			251.248		251.248
	GROSS NATIONAL HAPPINESS COMMISSION					
UNEP	SECRETARIAT	4149	Support Adaptation Project Formulation through Direct Access to the Adaptation Fund in Asia & the Pacific	1.129		1.129

DONOR	SPENDING AGENCY / DEPARTMENT	FI CODE	PROJECT NAME	IN-CASH	IN-KIND	TOTAL
	SECRETARIAT	2572	JSP	-1.059		-1.059
	NATIONAL ENVIRONMENT COMMISSION					
	SECRETARIAT	1966	Institutional Strengthening (IS)	1.992		1.992
	SECRETARIAT	2074	Male Declaration Phase III	0.527		0.527
	SECRETARIAT	4155	Ozon Depletion Substances Alternatives (ODS)	1.330		1.330
UNEP	SECRETARIAT	4062	SSFA: Supporting the shift towards Sustainable Consumption and Production through policy activities in the Kingdom of Bhutan	6.823		6.823
	MINISTRY OF AGRICULTURE & FORESTS					
	DEPARTMENT OF FOREST	2847	To support the development of REDD+ Strategy	1.585		1.585
	Total UNEP					
	MINISTRY OF HOME & CULTURAL AFFAIRS					
	DEPARTMENT OF CULTURE	3031	International Competition on Cultural Landscape	0.198		0.198
	DEPARTMENT OF CULTURE	4135	Inventory and Database of the Heritage Sites in Bhutan	0.968		0.968
	MINISTRY OF INFORMATION & COMMUNICATIONS					
UNESCO	DEPARTMENT OF INFORMATION & MEDIA	4126	Support for the Development of a Community Radio Sector in Bhutan	1.202		1.202
	MINISTRY OF EDUCATION					
	SECRETARIAT	1871	Participation Programme 2004-2005	0.430		0.430
	SECRETARIAT	2340	Mitsubishi - 2008	0.202		0.202
	Total UNESCO					
	ROYAL UNIVERSITY OF BHUTAN					
UNFPA	SECRETARIAT	2591	UNFPA-Quality Education	3.827		3.827
	SECRETARIAT	2347	Support to Population and Development Studies	1.500		1.500

DONOR	SPENDING AGENCY / DEPARTMENT	FI CODE	PROJECT NAME	IN-CASH	IN-KIND	TOTAL
	NATIONAL STATISTICS BUREAU	2295	UN Support to results base planning and M&E for the MDGs and GNH	0.772		0.772
	SECRETARIAT	2295	UN Support to results base planning and M&E for the MDGs and GNH	6.400		6.400
	KHESAR GYALPO UNIVERSITY OF MEDICAL SCIENCES OF BHUTAN					
	SECRETARIAT	2586	UN Support to Health (RIHS)	3.261		3.261
	MINISTRY OF FINANCE					
	DEPARTMENT OF PUBLIC ACCOUNTS	2679	Strengthening of Bhutan Nun's Foundation (BNF)	2.044		2.044
	MINISTRY OF HEALTH					
	SECRETARIAT	2320	UN Support to Gender Equity and Equality	4.669		4.669
	DEPARTMENT OF PUBLIC HEALTH	2293	UN Support	6.504		6.504
	DEPARTMENT OF MEDICAL SUPPLY AND HEALTH INFRASTRUCTURE	2293	UN Support	5.407		5.407
	MINISTRY OF EDUCATION					
	SECRETARIAT	2243	UNFPA-Quality Education	-0.401		-0.401
	DEPARTMENT OF YOUTH & SPORTS	2243	UNFPA-Quality Education	4.327		4.327
	Total UNFPA			38.309		38.309
	COUNCIL FOR RELIGIOUS AFFAIRS					
	SECRETARIAT	2305	UN Support to Health (Water, Sanitation & Hygiene)	13.128		13.128
	ELECTION COMMISSION OF BHUTAN					
	SECRETARIAT	4079	Institutionalized Youth Parliament	0.341		0.341
	GROSS NATIONAL HAPPINESS COMMISSION					
	SECRETARIAT	2303	UN Support to result Based Planning and M&E for the MDGs and GNH	0.160		0.160

DONOR	SPENDING AGENCY / DEPARTMENT	FI CODE	PROJECT NAME	IN-CASH	IN-KIND	TOTAL
	ROYAL UNIVERSITY OF BHUTAN					
	SECRETARIAT	2303	UN Support to result Based Planning and M&E for the MDGs and GNH	1.990		1.990
	SECRETARIAT	2215	UNICEF-Quality Education	1.336		1.336
	NATIONAL STATISTICS BUREAU					
	SECRETARIAT	2303	UN Support to result Based Planning and M&E for the MDGs and GNH	0.533		0.533
	BHUTAN NARCOTICS CONTROL AUTHORITY					
	SECRETARIAT	2478	UN Support to Children & Youth Participation in Bhutan (BNCA)	0.770		0.770
	NATIONAL COMMISSION FOR WOMEN & CHILDREN					
	SECRETARIAT	2310	UNICEF-Child Protection and Women Empowerment	1.637		1.637
	ROYAL EDUCATION COUNCIL					
	SECRETARIAT	2215	UNICEF-Quality Education	5.040		5.040
	MINISTRY OF HOME & CULTURAL AFFAIRS					
	ROYAL BHUTAN POLICE	2876	UN Support for Women's Empowerment and Gender Equality	1.593		1.593
	DEPARTMENT OF IMMIGRATION	2877	UN Support for Women's Empowerment and Gender Equality	0.270		0.270
	MINISTRY OF FINANCE					
	SECRETARIAT	3023	UN Support to Essential Social Services (Education Sub Theme Group)	-0.078		-0.078
	DEPARTMENT OF PUBLIC ACCOUNTS	2215	UNICEF-Quality Education	2.180		2.180
	DEPARTMENT OF PUBLIC ACCOUNTS	2337	Planning, Monitoring and Communication	1.736		1.736
	DEPARTMENT OF PUBLIC ACCOUNTS	3023	UN Support to Essential Social Services (Education Sub Theme Group)	0.771		0.771
	DEPARTMENT OF PUBLIC ACCOUNTS	4048	Essential Social Services (Education Sub - Theme Group)	0.007		0.007
UNICEF						

DONOR	SPENDING AGENCY / DEPARTMENT	FI CODE	PROJECT NAME	IN-CASH	IN-KIND	TOTAL	
UNICEF	DEPARTMENT OF PUBLIC ACCOUNTS	4049	Gender Equality, Empowerment and Protection of Women and Children	0.520		0.520	
	DEPARTMENT OF PUBLIC ACCOUNTS	4050	Good Governance	0.433		0.433	
	DEPARTMENT OF PUBLIC ACCOUNTS	2983	Child Protection & Gender	0.215		0.215	
	DEPARTMENT OF PUBLIC ACCOUNTS	2984	Good Governance	1.958		1.958	
	DEPARTMENT OF PUBLIC ACCOUNTS	2335	UNICEF Support for Children and Youth Participation	2.591		2.591	
	MINISTRY OF HEALTH						
	SECRETARIAT	2302	UN Support to Health (MCH/Nutrition)	6.159		6.159	
	SECRETARIAT	2305	UN Support to Health (Water, Sanitation & Hygiene)	6.069		6.069	
	SECRETARIAT	2321	UN Support to Gender Equity and Equality	1.627		1.627	
	DEPARTMENT OF PUBLIC HEALTH	2305	UN Support to Health (Water, Sanitation & Hygiene)	13.360		13.360	
	DEPARTMENT OF PUBLIC HEALTH	2302	UN Support to Health (MCH/Nutrition)	30.273		30.273	
	DEPARTMENT OF MEDICAL SUPPLY AND HEALTH INFRASTRUCTURE	2302	UN Support to Health (MCH/Nutrition)	1.526		1.526	
	MINISTRY OF EDUCATION						
	SECRETARIAT		2215	UNICEF-Quality Education	43.808		43.808
	DEPARTMENT OF ADULT & HIGHER EDUCATION		2215	UNICEF-Quality Education	3.546		3.546
	DEPARTMENT OF SCHOOL EDUCATION		2215	UNICEF-Quality Education	11.675		11.675
	DEPARTMENT OF SCHOOL EDUCATION		2305	UN Support to Health (Water, Sanitation & Hygiene)	2.375		2.375
DEPARTMENT OF YOUTH & SPORTS		2305	UN Support to Health (Water, Sanitation & Hygiene)	11.544		11.544	
DEPARTMENT OF YOUTH & SPORTS		2335	UNICEF Support for Children and Youth Participation	0.472		0.472	
DEPARTMENT OF YOUTH & SPORTS		2215	UNICEF-Quality Education	9.336		9.336	
DEPARTMENT OF CURRICULUM RESEARCH & DEVELOPMENT		2215	UNICEF-Quality Education	11.194		11.194	

DONOR	SPENDING AGENCY / DEPARTMENT	FI CODE	PROJECT NAME	IN-CASH	IN-KIND	TOTAL
UNICEF	MINISTRY OF LABOUR & HUMAN RESOURCES					
	DEPARTMENT OF LABOUR	2310	UNICEF-Child Protection and Women Empowerment	0.291		0.291
	DEPARTMENT OF EMPLOYMENT	2310	UNICEF-Child Protection and Women Empowerment	0.250		0.250
	Total UNICEF			190.634		190.634
UNOD	BHUTAN NARCOTICS CONTROL AUTHORITY					
	SECRETARIAT	2190	UNODC ADHOC (RAS/H71)	0.064		0.064
	Total UNOD			0.064		0.064
US	GROSS NATIONAL HAPPINESS COMMISSION					
	SECRETARIAT	4386	Responsive national governance and risk management & high level global conference towards childhood free of corporal punishment	1.740		1.740
	NATIONAL COMMISSION FOR WOMEN & CHILDREN					
	SECRETARIAT	4034	Strengthening of Child Justice System in Bhutan	0.079		0.079
US	ROYAL EDUCATION COUNCIL					
	SECRETARIAT	3075	Support to the Bhutan Children's Book Initiative through the Department of Curriculum and Research Development, MoE	1.056		1.056
	BHUTAN NATIONAL LEGAL INSTITUTE					
	NA	4034	Strengthening of Child Justice System in Bhutan	1.008		1.008
US	MINISTRY OF HOME & CULTURAL AFFAIRS					
	ROYAL BHUTAN POLICE	4034	Strengthening of Child Justice System in Bhutan	8.228		8.228
	MINISTRY OF EDUCATION					
	DEPARTMENT OF SCHOOL EDUCATION	4134	Crossing the Pass: ELM Scale Up in Bhutan	3.455		3.455
	DEPARTMENT OF SCHOOL EDUCATION	3019	Support to Increasing Access to Quality ECCD Program through the Department of School Education	5.316		5.316

DONOR	SPENDING AGENCY / DEPARTMENT	FI CODE	PROJECT NAME	IN-CASH	IN-KIND	TOTAL
US	DEPARTMENT OF CURRICULUM RESEARCH & DEVELOPMENT	3019	Support to Increasing Access to Quality ECCD Program through the Department of School Education	0.159		0.159
	Total US			21.039		21.039
MINISTRY OF WORKS & HUMAN SETTLEMENT						
US, AID	SECRETARIAT	2852	Capacity-building in disaster and climate resilient construction	-2.650		-2.650
	DEPARTMENT OF URBAN DEVELOPMENT & ENGINEERING SERVICES	2852	Capacity-building in disaster and climate resilient construction	5.684		5.684
	Total US, AID			3.034		3.034
USF	BHUTAN INFORMATION COMMUNICATION MEDIA AUTHORITY	2503	Universal Service Fund	4.052		4.052
	SECRETARIAT	2503	Universal Service Fund	146.028		146.028
	MINISTRY OF INFORMATION & COMMUNICATIONS					
	DEPARTMENT OF INFORMATION & MEDIA	2503	Universal Service Fund	0.005		0.005
	Total USF			150.085		150.085
ROYAL AUDIT AUTHORITY						
	SECRETARIAT	4123	Institutional Capacity Development of the Royal Audit Authority	1.000		1.000
NATIONAL STATISTICS BUREAU						
	SECRETARIAT	3079	Updating of National Statistics Development	2.720		2.720
MINISTRY OF HOME & CULTURAL AFFAIRS						
W/BANK	DEPARTMENT OF CULTURE	2904	PHRD Grant for Improving Resilience to Seismic Risk	1.276		1.276
	DEPARTMENT OF DISASTER MANAGEMENT	2904	PHRD Grant for Improving Resilience to Seismic Risk	2.454		2.454
MINISTRY OF FINANCE						
	SECRETARIAT	2869	Strengthening Public Financial Management in Bhutan	2.000		2.000

DONOR	SPENDING AGENCY / DEPARTMENT	FI CODE	PROJECT NAME	IN-CASH	IN-KIND	TOTAL
	DEPARTMENT OF NATIONAL BUDGET	2920	Strengthening Intergovernmental Fiscal Systems & Capacity Building Project	2.497		2.497
	DEPARTMENT OF PUBLIC ACCOUNTS	2920	Strengthening Intergovernmental Fiscal Systems & Capacity Building Project	7.504		7.504
	DEPARTMENT OF PUBLIC ACCOUNTS	2985	Sustainable Financing for Biodiversity Conservation and Natural Resources Mgmt Project	73.750		73.750
	DEPARTMENT OF PUBLIC ACCOUNTS	2869	Strengthening Public Financial Management in Bhutan	3.925		3.925
	MINISTRY OF AGRICULTURE & FORESTS					
	DEPARTMENT OF AGRICULTURE	4069	REDD+ Readiness Preparation Proposal	32.940		32.940
	DEPARTMENT OF FOREST	4069	REDD+ Readiness Preparation Proposal	25.158		25.158
	MINISTRY OF ECONOMIC AFFAIRS					
	SECRETARIAT	2904	PHRD Grant for Improving Resilience to Seismic Risk	3.766		3.766
	DEPARTMENT OF TRADE	4124	Bhutan Regional Trade and Transport Studies (SARIP)	24.569		24.569
	DEPARTMENT OF GEOLOGY AND MINES	2904	PHRD Grant for Improving Resilience to Seismic Risk	7.438		7.438
	MINISTRY OF WORKS & HUMAN SETTLEMENT					
	SECRETARIAT	2904	PHRD Grant for Improving Resilience to Seismic Risk	7.948		7.948
	DEPARTMENT OF ENGINEERING SERVICES	2904	PHRD Grant for Improving Resilience to Seismic Risk	4.200		4.200
	MINISTRY OF INFORMATION & COMMUNICATIONS					
	SECRETARIAT	4002	CIRT & Policy and Regulatory Issues in the Telecom Sector	2.520		2.520
	SECRETARIAT	4124	Bhutan Regional Trade and Transport Studies (SARIP)	2.040		2.040
	ROAD SAFETY & TRANSPORT	4124	Bhutan Regional Trade and Transport Studies (SARIP)	4.010		4.010
	DEPARTMENT OF INFORMATION TECHNOLOGY & TELECOM	4002	CIRT & Policy and Regulatory Issues in the Telecom Sector	13.454		13.454
	Total World Bank			225.169		225.169

W/BANK

DONOR	SPENDING AGENCY / DEPARTMENT	FI CODE	PROJECT NAME	IN-CASH	IN-KIND	TOTAL
WFP	MINISTRY OF FINANCE					
	DEPARTMENT OF PUBLIC ACCOUNTS	2290	WFP-Quality Education	5.859		5.859
WFP	MINISTRY OF EDUCATION					
	DEPARTMENT OF SCHOOL EDUCATION	2290	WFP-Quality Education	6.720		6.720
	Total WFP			12.580		12.580
	DRUG REGULATORY AUTHORITY					
	SECRETARIAT	2206	SO11-PROTEC-Ensure improved access, quality and use of medicinal products & technologies	0.227		0.227
	SECRETARIAT	2980	Health Systems	0.837		0.837
	KHESAR GYALPO UNIVERSITY OF MEDICAL SCIENCES OF BHUTAN					
	SECRETARIAT	2979	Promoting Health Through The Life Course	0.300		0.300
	SECRETARIAT	2980	Health Systems	2.015		2.015
	JIGME DORJI WANGCHUCK NATIONAL REFERRAL HOSPITAL					
WHO	NA	2778	Study of HPV Prevalence in Bhutan: Improving cervical cancer prevention	2.636		2.636
	NA	2977	Communicable Diseases	1.850		1.850
	NA	2980	Health Systems	0.456		0.456
	MINISTRY OF WORKS & HUMAN SETTLEMENT					
	DEPARTMENT OF URBAN DEVELOPMENT & ENGINEERING SERVICES	2979	Promoting Health Through The Life Course	0.610		0.610
	DEPARTMENT OF ENGINEERING SERVICES	2980	Health Systems	0.336		0.336
	MINISTRY OF HEALTH					
	SECRETARIAT	2980	Health Systems	0.167		0.167
	SECRETARIAT	2978	Non Communicable Diseases	3.203		3.203

DONOR	SPENDING AGENCY / DEPARTMENT	FI CODE	PROJECT NAME	IN-CASH	IN-KIND	TOTAL
	SECRETARIAT	2977	Communicable Diseases	-0.001		-0.001
	DEPARTMENT OF MEDICAL SERVICES	2977	Communicable Diseases	1.688		1.688
	DEPARTMENT OF MEDICAL SERVICES	2979	Promoting Health Through The Life Course	0.518		0.518
	DEPARTMENT OF MEDICAL SERVICES	2978	Non Communicable Diseases	1.345		1.345
	DEPARTMENT OF MEDICAL SERVICES	2981	Preparedness, Surveillance and Response	4.702		4.702
	DEPARTMENT OF MEDICAL SERVICES	2980	Health Systems	4.554		4.554
	DEPARTMENT OF PUBLIC HEALTH	2980	Health Systems	7.710		7.710
	DEPARTMENT OF PUBLIC HEALTH	2981	Preparedness, Surveillance and Response	1.576		1.576
	DEPARTMENT OF PUBLIC HEALTH	2978	Non Communicable Diseases	3.704		3.704
	DEPARTMENT OF PUBLIC HEALTH	2979	Promoting Health Through The Life Course	4.695		4.695
	DEPARTMENT OF PUBLIC HEALTH	2977	Communicable Diseases	6.235		6.235
	DEPARTMENT OF TRADITIONAL MEDICINE SERVICES	2980	Health Systems	0.735		0.735
	DEPARTMENT OF MEDICAL SUPPLY AND HEALTH INFRASTRUCTURE	2980	Health Systems	2.935		2.935
	Total WHO			53.033		53.033
	GROSS NATIONAL HAPPINESS COMMISSION					
	SECRETARIAT	3028	Strengthening Capacity on Strategic Environmental Planning	0.212		0.212
	NATIONAL ENVIRONMENT COMMISSION					
	SECRETARIAT	4042	Bhutan Wild River - Declaration of a stretch of River as Protected	0.213		0.213
	TOURISM COUNCIL OF BHUTAN					
	SECRETARIAT	4152	Ecotourism Development in Manas, Southern Bhutan	2.345		2.345

DONOR	SPENDING AGENCY / DEPARTMENT	FI CODE	PROJECT NAME	IN-CASH	IN-KIND	TOTAL
	MINISTRY OF AGRICULTURE & FORESTS					
	DEPARTMENT OF AGRICULTURE	4153	"Human-wildlife management and improving food security inBhutan"	4.527		4.527
	DEPARTMENT OF AGRICULTURE	4056	Building Institutional Climate Analysis and Increasing CommunityResilience to Climate Change	1.277		1.277
	DEPARTMENT OF FOREST	4056	Building Institutional Climate Analysis and Increasing CommunityResilience to Climate Change	2.544		2.544
	DEPARTMENT OF FOREST	4057	SMART Patrolling and Protection Training in RMNP	0.844		0.844
	DEPARTMENT OF FOREST	4085	Integrated Watershed Management at Nikachhu and Kurichhu sub basin	5.280		5.280
	DEPARTMENT OF FOREST	4100	Nationwide Snow Leopard Survey in Bhutan	1.595		1.595
	DEPARTMENT OF FOREST	4102	Conservation for maintaining viable biodiversity and ecological connectivity in BZC2 landscape	11.691		11.691
WWF	DEPARTMENT OF FOREST	4121	Ensuring Tiger Protection Beyond Protected Areas	1.700		1.700
	DEPARTMENT OF FOREST	4133	Priority Conservation Actions in Bhutan's Protected Areas in the TRAMCA/INTERIM	10.565		10.565
	DEPARTMENT OF FOREST	4137	"Capacity building to crack down tiger poaching and trade in Bhutan"	0.987		0.987
	DEPARTMENT OF FOREST	4055	Conservation and Adaptation in Asia's High Mountain Landscapes and Communities	3.880		3.880
	DEPARTMENT OF FOREST	3034	Sustaining Ecosystems for Livelihoods: Eco-Life	30.601		30.601
	DEPARTMENT OF FOREST	3076	Getting SMARTabout stopping poaching in RMNP	-0.001		-0.001
	DEPARTMENT OF FOREST	2803	Conservation of Northern Protected Area Complex in Bhutan-JDNP Component	1.410		1.410
	DEPARTMENT OF FOREST	2863	Integrated River basin Management (IRBM) plan for Kulong Cho sub basin	0.261		0.261

DONOR	SPENDING AGENCY / DEPARTMENT	FI CODE	PROJECT NAME	IN-CASH	IN-KIND	TOTAL
WWF	DEPARTMENT OF FOREST	2880	Priority Conservation Actions in Bhutan's Protected Areas in the TRAMCA	0.502		0.502
	DEPARTMENT OF FOREST	3020	Bhutan National Tiger Survey, 2014	-0.149		-0.149
	Total WWF			80.283		80.283
	Grand Total			14,341.335	548.276	14,889.610

SCHEDULE 4: SCHEDULE OF LOANS RECEIVED BY DONOR

DONOR	SPENDING AGENCY / DEPARTMENT	FI CODE	PROJECT NAME	AMOUNT		
				IN-CASH	IN-KIND	TOTAL
ADB	MINISTRY OF WORKS & HUMAN SETTLEMENT					
	DEPARTMENT OF URBAN DEVELOPMENT & ENGINEERING SERVICES	2791	Urban Infrastructure Project	47.238		47.238
	DEPARTMENT OF ENGINEERING SERVICES	2791	Urban Infrastructure Project		9.569	9.569
	Total ADB			47.238	9.569	56.807
	MINISTRY OF FINANCE					
	DEPARTMENT OF PUBLIC ACCOUNTS	2856	Second Development Policy Credit	1,312.450		1,312.450
IDA	MINISTRY OF AGRICULTURE & FORESTS					
	DEPARTMENT OF AGRICULTURE	2734	Strengthening Regional Cooperation for Wildlife Protection in Asia Project	15.509		15.509
	DEPARTMENT OF FOREST	2734	Strengthening Regional Cooperation for Wildlife Protection in Asia Project	21.986		21.986
	DEPARTMENT OF FOREST	2857	Remote Rural Communities Development Project	199.021		199.021
	MINISTRY OF WORKS & HUMAN SETTLEMENT					
	DEPARTMENT OF URBAN DEVELOPMENT & ENGINEERING SERVICES	3018	Project Preparation Advance for Additional Financing of UDP II	22.383		22.383
	Total IDA			1,571.349		1,571.349
IFAD	MINISTRY OF AGRICULTURE & FORESTS					
	DEPARTMENT OF AGRICULTURE	2717	Market Access and Growth Intensification Project(MAGIP)	33.743		33.743
	DEPARTMENT OF AGRICULTURE	4127	Commercial Agriculture & Resilient Livelihoods Enhancement Programme (CARLEP-LOAN)	3.626		3.626

DONOR	SPENDING AGENCY / DEPARTMENT	FI CODE	PROJECT NAME	AMOUNT		
				IN-CASH	IN-KIND	TOTAL
	DZONGKHAG ADMINISTRATION, LHUENTSE					
	AGRICULTURE	4127	Commercial Agriculture & Resilient Livelihoods Enhancement Programme (CARLEP-LOAN)	2.118		2.118
	DZONGKHAG ADMINISTRATION, MONGAR					
	AGRICULTURE	4127	Commercial Agriculture & Resilient Livelihoods Enhancement Programme (CARLEP-LOAN)	3.089		3.089
	DZONGKHAG ADMINISTRATION, PEMA GATSHEL					
	AGRICULTURE	4127	Commercial Agriculture & Resilient Livelihoods Enhancement Programme (CARLEP-LOAN)	2.439		2.439
IFAD	DZONGKHAG ADMINISTRATION, SAMDRUP JONGKHAR					
	AGRICULTURE	4127	Commercial Agriculture & Resilient Livelihoods Enhancement Programme (CARLEP-LOAN)	2.866		2.866
	DZONGKHAG ADMINISTRATION, TRASHIGANG					
	AGRICULTURE	4127	Commercial Agriculture & Resilient Livelihoods Enhancement Programme (CARLEP-LOAN)	3.122		3.122
	DZONGKHAG ADMINISTRATION, TRASHI YANGTSE					
	AGRICULTURE	4127	Commercial Agriculture & Resilient Livelihoods Enhancement Programme (CARLEP-LOAN)	10.549		10.549
	Total IFAD			61.552		61.552
	MINISTRY OF FINANCE					
JICA	DEPARTMENT OF PUBLIC ACCOUNTS	2688	Rural Electrification Project(Phase II)		40.150	40.150
	Total JICA				40.150	40.150

DONOR	SPENDING AGENCY / DEPARTMENT	FI CODE	PROJECT NAME	AMOUNT		
				IN-CASH	IN-KIND	TOTAL
W/ BANK	MINISTRY OF WORKS & HUMAN SETTLEMENT					
	SECRETARIAT	2634	Urban Development Project	13.310		13.310
	DEPARTMENT OF URBAN DEVELOPMENT & ENGINEERING SERVICES	2634	Urban Development Project	75.514		75.514
Total World Bank				88.824		88.824
Grand Total				1,768.963	49.719	1,818.681

Schedule 5: SCHEDULE OF EXPENDITURE BY FUNCTION

AU	Administrative Unit	Programme	CURRENT	CAPITAL	LEND	REPAY	TOTAL
General Services			4,450.213	3,266.782	-	-	7,716.995
401.06	GWG:GTG	MANAGEMENT & DIRECTION SERVICES	1.224	0.045			1.268
407.08	GWG:TALO	MANAGEMENT & DIRECTION SERVICES	1.242				1.242
403.09	GWG:SHA	MANAGEMENT & DIRECTION SERVICES	1.226	0.541			1.767
404.13	GWG:PUG	MANAGEMENT & DIRECTION SERVICES	1.111	1.062			2.172
417.07	GWG:LUMANG	MANAGEMENT & DIRECTION SERVICES	1.312	0.635			1.947
412.04	GWG:LGL	MANAGEMENT & DIRECTION SERVICES	1.187	0.070			1.257
407.09	GWG:TEO	MANAGEMENT & DIRECTION SERVICES	1.248	0.496			1.744
403.04	GWG:DOT	MANAGEMENT & DIRECTION SERVICES	1.213	0.585			1.798
401.11	GWG:MKG	MANAGEMENT & DIRECTION SERVICES	1.227	2.873			4.100
416.06	GWG:LPHU	MANAGEMENT & DIRECTION SERVICES	1.243	3.135			4.378
411.05	GWG:NGANG	MANAGEMENT & DIRECTION SERVICES	1.235	0.960			2.195
402.04	GWG:SBY	MANAGEMENT & DIRECTION SERVICES	1.240	2.703			3.943
406.09	GWG:T/DING	MANAGEMENT & DIRECTION SERVICES	1.266	0.300			1.566
416.09	GWG:DEO	MANAGEMENT & DIRECTION SERVICES	1.109	0.454			1.563
413.06	GWG:MINJAY	MANAGEMENT & DIRECTION SERVICES	1.204	3.551			4.755
407.02	GWG:CHHU	MANAGEMENT & DIRECTION SERVICES	1.252				1.252
408.15	GWG:ATHANG	MANAGEMENT & DIRECTION SERVICES	1.205	0.189			1.394
404.16	GWG:TAD	MANAGEMENT & DIRECTION SERVICES	1.132				1.132
414.13	GWG:SHER	MANAGEMENT & DIRECTION SERVICES	1.375	0.260			1.635
418.06	GWG:KAWANG	MANAGEMENT & DIRECTION SERVICES	0.960	0.234			1.193
417.09	GWG:YNEER	MANAGEMENT & DIRECTION SERVICES	1.256				1.256
409.02	GWG:CHHOEK	MANAGEMENT & DIRECTION SERVICES	1.274	0.150			1.424

AU	Administrative Unit	Programme	CURRENT	CAPITAL	LEND	REPAY	TOTAL
405.09	GWG:PAT	MANAGEMENT & DIRECTION SERVICES	1.172	0.087			1.259
416.04	GWG:GOMDAR	MANAGEMENT & DIRECTION SERVICES	1.258	0.248			1.506
412.03	GWG:KPU	MANAGEMENT & DIRECTION SERVICES	1.207	0.243			1.450
403.10	GWG:TSE	MANAGEMENT & DIRECTION SERVICES	1.233	0.349			1.582
404.04	GWG:CHAR	MANAGEMENT & DIRECTION SERVICES	1.161	0.200			1.361
413.07	GWG:MINBI	MANAGEMENT & DIRECTION SERVICES	1.201	0.240			1.441
408.08	GWG:KAZHI	MANAGEMENT & DIRECTION SERVICES	1.219	0.200			1.419
415.07	GWG:YUR	MANAGEMENT & DIRECTION SERVICES	1.251	0.348			1.599
406.06	GWG:KANA	MANAGEMENT & DIRECTION SERVICES	1.204				1.204
418.02	GWG:SOE	MANAGEMENT & DIRECTION SERVICES	1.062	5.001			6.063
415.03	GWG:CHHIM	MANAGEMENT & DIRECTION SERVICES	1.166	0.090			1.255
406.10	GWG:T/GANG	MANAGEMENT & DIRECTION SERVICES	1.267	1.650			2.916
405.05	GWG:GOG	MANAGEMENT & DIRECTION SERVICES	1.108				1.108
408.09	GWG:NAHI	MANAGEMENT & DIRECTION SERVICES	1.220	2.743			3.963
404.11	GWG:TEN	MANAGEMENT & DIRECTION SERVICES	1.141	2.666			3.807
404.03	GWG:BIRU	MANAGEMENT & DIRECTION SERVICES	1.246	0.953			2.199
406.14	GWG:LKHA	MANAGEMENT & DIRECTION SERVICES	1.204				1.204
414.07	GWG:GONG	MANAGEMENT & DIRECTION SERVICES	1.308	2.340			3.648
408.16	GWG:THEDT	MANAGEMENT & DIRECTION SERVICES	1.252	0.380			1.632
420.04	GWG:K/DANG	MANAGEMENT & DIRECTION SERVICES	1.260	0.499			1.759
411.03	GWG:BJOKA	MANAGEMENT & DIRECTION SERVICES	1.237	0.400			1.637
403.02	GWG:DOB	MANAGEMENT & DIRECTION SERVICES	1.240	0.597			1.838
408.13	GWG:RUEP	MANAGEMENT & DIRECTION SERVICES	1.301	0.299			1.600
417.05	GWG:K/PARA	MANAGEMENT & DIRECTION SERVICES	1.255				1.255
420.08	GWG:YLLANG	MANAGEMENT & DIRECTION SERVICES	1.277	0.700			1.977

AU	Administrative Unit	Programme	CURRENT	CAPITAL	LEND	REPAY	TOTAL
408.12	GWG:PHOBI	MANAGEMENT & DIRECTION SERVICES	1.252	2.715			3.967
407.04	GWG:GUMA	MANAGEMENT & DIRECTION SERVICES	1.232	2.484			3.715
415.11	GWG:NANONG	MANAGEMENT & DIRECTION SERVICES	1.239	1.033			2.272
414.11	GWG:NGAT	MANAGEMENT & DIRECTION SERVICES	1.192	0.535			1.727
415.12	GWG:C/LING	MANAGEMENT & DIRECTION SERVICES	1.265				1.265
403.06	GWG:LAN	MANAGEMENT & DIRECTION SERVICES	1.253	0.060			1.313
410.11	GWG:SINGHI	MANAGEMENT & DIRECTION SERVICES	1.219				1.219
406.05	GWG:GOSH	MANAGEMENT & DIRECTION SERVICES	1.269	0.150			1.419
407.05	GWG:KAB	MANAGEMENT & DIRECTION SERVICES	1.244				1.244
413.03	GWG:JAREY	MANAGEMENT & DIRECTION SERVICES	1.183	0.497			1.680
403.08	GWG:NAJ	MANAGEMENT & DIRECTION SERVICES	1.192	0.135			1.326
417.03	GWG:PIDUNG	MANAGEMENT & DIRECTION SERVICES	1.237	0.200			1.437
416.02	GWG:PTHANG	MANAGEMENT & DIRECTION SERVICES	1.355	2.008			3.363
401.07	GWG:LKG	MANAGEMENT & DIRECTION SERVICES	1.297				1.297
420.09	GWG:YANGT	MANAGEMENT & DIRECTION SERVICES	1.258	0.409			1.667
410.06	GWG:TTHANG	MANAGEMENT & DIRECTION SERVICES	1.113	0.480			1.593
405.07	GWG:KIG	MANAGEMENT & DIRECTION SERVICES	1.198				1.198
416.07	GWG:LAURI	MANAGEMENT & DIRECTION SERVICES	1.226	6.210			7.436
411.09	GWG:G/SHIN	MANAGEMENT & DIRECTION SERVICES	1.253	0.470			1.723
414.05	GWG:D/TSE	MANAGEMENT & DIRECTION SERVICES	1.233				1.233
410.04	GWG:DG	MANAGEMENT & DIRECTION SERVICES	1.180	0.594			1.774
406.12	GWG:TEZA	MANAGEMENT & DIRECTION SERVICES	1.129	2.344			3.473
407.11	GWG:BAAP	MANAGEMENT & DIRECTION SERVICES	1.244	0.100			1.344
402.05	GWG:SAM	MANAGEMENT & DIRECTION SERVICES	1.208	0.292			1.500
419.02	GWG:KHAME	MANAGEMENT & DIRECTION SERVICES	1.241	0.150			1.391

AU	Administrative Unit	Programme	CURRENT	CAPITAL	LEND	REPAY	TOTAL
404.06	GWG:DEN	MANAGEMENT & DIRECTION SERVICES	1.213	5.981			7.194
417.11	GWG:RADHI	MANAGEMENT & DIRECTION SERVICES	1.201	1.225			2.426
415.05	GWG:KHAR	MANAGEMENT & DIRECTION SERVICES	1.291				1.291
408.06	GWG:GASEG	MANAGEMENT & DIRECTION SERVICES	1.211	0.596			1.807
414.15	GWG:T/RONG	MANAGEMENT & DIRECTION SERVICES	1.260	0.250			1.510
408.03	GWG:DAN	MANAGEMENT & DIRECTION SERVICES	1.233	0.325			1.558
414.01	M/gar	MANAGEMENT & DIRECTION SERVICES	61.536	14.458			75.994
414.10	GWG:MONGGA	MANAGEMENT & DIRECTION SERVICES	1.356				1.356
418.04	GWG:DAGALA	MANAGEMENT & DIRECTION SERVICES	1.226	2.351			3.577
413.04	GWG:KHO	MANAGEMENT & DIRECTION SERVICES	1.213	0.130			1.343
418.07	GWG:L/SHI	MANAGEMENT & DIRECTION SERVICES	1.117	0.350			1.467
407.07	GWG:SHE	MANAGEMENT & DIRECTION SERVICES	1.257				1.257
403.07	GWG:LUN	MANAGEMENT & DIRECTION SERVICES	1.198	0.480			1.678
407.06	GWG:LING	MANAGEMENT & DIRECTION SERVICES	1.252				1.252
417.04	GWG:K/LUNG	MANAGEMENT & DIRECTION SERVICES	1.219	2.000			3.219
410.01	S/pang	MANAGEMENT & DIRECTION SERVICES	42.900	6.082			48.982
413.02	GWG:GANG	MANAGEMENT & DIRECTION SERVICES	1.241	0.304			1.545
404.02	GWG:BARA	MANAGEMENT & DIRECTION SERVICES	1.204	2.342			3.547
417.15	GWG:TSHING	MANAGEMENT & DIRECTION SERVICES	1.241	0.150			1.391
416.03	GWG:PTHANG	MANAGEMENT & DIRECTION SERVICES	1.266	1.181			2.447
405.11	GWG:SHG	MANAGEMENT & DIRECTION SERVICES	1.223				1.223
413.09	GWG:TGA	MANAGEMENT & DIRECTION SERVICES	1.232	0.150			1.382
409.04	GWG:TANG	MANAGEMENT & DIRECTION SERVICES	1.274				1.274
415.09	GWG:D/LING	MANAGEMENT & DIRECTION SERVICES	1.412	0.091			1.503
412.05	GWG:NUBI	MANAGEMENT & DIRECTION SERVICES	1.238	1.132			2.370

AU	Administrative Unit	Programme	CURRENT	CAPITAL	LEND	REPAY	TOTAL
418.08	GWG:MEWANG	MANAGEMENT & DIRECTION SERVICES	1.229	0.200			1.429
408.10	GWG:NYISHO	MANAGEMENT & DIRECTION SERVICES	1.312	0.333			1.645
406.08	GWG:LAJA	MANAGEMENT & DIRECTION SERVICES	1.253	0.939			2.192
403.03	GWG:DOG	MANAGEMENT & DIRECTION SERVICES	1.222	2.238			3.461
418.09	GWG:NARO	MANAGEMENT & DIRECTION SERVICES	1.137	0.475			1.612
410.07	GWG:GELE	MANAGEMENT & DIRECTION SERVICES	1.226	3.068			4.294
416.01	S/Jongkhar	MANAGEMENT & DIRECTION SERVICES	65.257	9.250			74.507
408.11	GWG:PHANG	MANAGEMENT & DIRECTION SERVICES	1.200	0.670			1.870
413.01	L/ise	MANAGEMENT & DIRECTION SERVICES	30.759	6.107			36.866
420.02	GWG:B/LING	MANAGEMENT & DIRECTION SERVICES	1.220	3.188			4.408
409.03	GWG:CHHUME	MANAGEMENT & DIRECTION SERVICES	1.273	1.130			2.403
414.16	GWG:T/LING	MANAGEMENT & DIRECTION SERVICES	1.152				1.152
415.06	GWG:SHUMER	MANAGEMENT & DIRECTION SERVICES	1.715				1.715
405.03	GWG:DUG	MANAGEMENT & DIRECTION SERVICES	1.222				1.222
405.10	GWG:PGC	MANAGEMENT & DIRECTION SERVICES	1.245				1.245
420.06	GWG:TOETS	MANAGEMENT & DIRECTION SERVICES	1.345				1.345
401.04	GWG:CHG	MANAGEMENT & DIRECTION SERVICES	1.253	0.006			1.258
408.14	GWG:SEPHU	MANAGEMENT & DIRECTION SERVICES	1.225	0.097			1.322
410.13	GWG:SERZ	MANAGEMENT & DIRECTION SERVICES	1.197	1.640			2.837
418.05	GWG:GATEY	MANAGEMENT & DIRECTION SERVICES	1.191	0.135			1.326
409.01	B/thang	MANAGEMENT & DIRECTION SERVICES	34.386	27.710			62.097
415.10	GWG:NORB	MANAGEMENT & DIRECTION SERVICES	1.266	0.629			1.895
406.02	GWG:DOR	MANAGEMENT & DIRECTION SERVICES	1.256				1.256
414.12	GWG:SALENG	MANAGEMENT & DIRECTION SERVICES	1.398	2.640			4.038
404.15	GWG:SIP	MANAGEMENT & DIRECTION SERVICES	1.227	0.965			2.192

AU	Administrative Unit	Programme	CURRENT	CAPITAL	LEND	REPAY	TOTAL
403.11	GWG:WAN	MANAGEMENT & DIRECTION SERVICES	1.232	0.497			1.729
417.16	GWG:UZU	MANAGEMENT & DIRECTION SERVICES	1.233	1.782			3.016
414.14	GWG:SILAM	MANAGEMENT & DIRECTION SERVICES	1.294	2.667			3.962
405.01	T/rang	MANAGEMENT & DIRECTION SERVICES	34.937	15.817			50.754
411.07	GWG:S/KHAR	MANAGEMENT & DIRECTION SERVICES	1.240	1.012			2.252
410.02	GWG:SAMT	MANAGEMENT & DIRECTION SERVICES	1.368	0.066			1.434
417.13	GWG:S/KHAR	MANAGEMENT & DIRECTION SERVICES	1.353	1.749			3.102
404.08	GWG:DUM	MANAGEMENT & DIRECTION SERVICES	1.215	3.239			4.454
419.04	GWG:LAYA	MANAGEMENT & DIRECTION SERVICES	1.246	4.900			6.146
402.07	GWG:GYG	MANAGEMENT & DIRECTION SERVICES	0.941	1.511			2.452
414.03	GWG:CHALI	MANAGEMENT & DIRECTION SERVICES	1.251				1.251
408.04	GWG:DAGA	MANAGEMENT & DIRECTION SERVICES	1.215	0.562			1.777
415.08	GWG:ZOB	MANAGEMENT & DIRECTION SERVICES	1.372	0.320			1.692
401.02	GWG:SPS	MANAGEMENT & DIRECTION SERVICES	1.204	0.424			1.628
405.13	GWG:TGR	MANAGEMENT & DIRECTION SERVICES	1.220	0.189			1.409
403.05	GWG:HOR	MANAGEMENT & DIRECTION SERVICES	1.201	0.380			1.581
410.05	GWG:CHU	MANAGEMENT & DIRECTION SERVICES	1.155	0.501			1.655
402.06	GWG:USE	MANAGEMENT & DIRECTION SERVICES	1.223	2.116			3.339
416.08	GWG:MART	MANAGEMENT & DIRECTION SERVICES	1.371	2.981			4.352
420.03	GWG:JKHAR	MANAGEMENT & DIRECTION SERVICES	1.259				1.259
410.08	GWG:GL	MANAGEMENT & DIRECTION SERVICES	1.236	0.069			1.306
411.02	GWG:BARDO	MANAGEMENT & DIRECTION SERVICES	1.251	2.380			3.631
420.01	T/Yangtse	MANAGEMENT & DIRECTION SERVICES	28.299	10.535			38.834
401.08	GWG:DUG	MANAGEMENT & DIRECTION SERVICES	1.178				1.178
417.10	GWG:P/MEY	MANAGEMENT & DIRECTION SERVICES	1.224				1.224

AU	Administrative Unit	Programme	CURRENT	CAPITAL	LEND	REPAY	TOTAL
414.17	GWG:T/MANG	MANAGEMENT & DIRECTION SERVICES	1.259	0.036			1.295
405.04	GWG:BAG	MANAGEMENT & DIRECTION SERVICES	1.205	0.450			1.655
414.08	GWG:JUR	MANAGEMENT & DIRECTION SERVICES	1.302				1.302
405.02	GWG:BEG	MANAGEMENT & DIRECTION SERVICES	1.252	1.093			2.344
419.01	Gasa	MANAGEMENT & DIRECTION SERVICES	28.830	20.462			49.292
418.03	GWG:CHANG	MANAGEMENT & DIRECTION SERVICES	1.199	0.293			1.492
410.10	GWG:UML	MANAGEMENT & DIRECTION SERVICES	1.184				1.184
406.03	GWG:DRU	MANAGEMENT & DIRECTION SERVICES	1.269	2.000			3.269
404.14	GWG:SAM	MANAGEMENT & DIRECTION SERVICES	1.200	0.764			1.964
406.04	GWG:GESAR	MANAGEMENT & DIRECTION SERVICES	1.254	1.000			2.254
413.05	GWG:KUR-GA	MANAGEMENT & DIRECTION SERVICES	1.212	1.078			2.290
417.06	GWG:K/LING	MANAGEMENT & DIRECTION SERVICES	1.327	0.150			1.477
420.07	GWG:TSHANG	MANAGEMENT & DIRECTION SERVICES	1.261	0.100			1.361
401.05	GWG:DAG	MANAGEMENT & DIRECTION SERVICES	1.151	0.200			1.351
401.01	C/kha	MANAGEMENT & DIRECTION SERVICES	58.021	16.225			74.246
407.12	GWG:TOEP	MANAGEMENT & DIRECTION SERVICES	1.235				1.235
416.10	GWG:ORONG	MANAGEMENT & DIRECTION SERVICES	1.337	2.292			3.629
406.13	GWG:DEO	MANAGEMENT & DIRECTION SERVICES	1.260	0.241			1.501
406.01	Dagana	MANAGEMENT & DIRECTION SERVICES	43.369	13.262			56.631
402.01	Haa	MANAGEMENT & DIRECTION SERVICES	29.312	15.683			44.995
406.11	GWG:T/KHA	MANAGEMENT & DIRECTION SERVICES	1.260	2.400			3.660
411.08	GWG:TRONG	MANAGEMENT & DIRECTION SERVICES	1.269	0.819			2.087
417.12	GWG:SAKTEN	MANAGEMENT & DIRECTION SERVICES	1.215	3.462			4.677
408.05	GWG:GANG	MANAGEMENT & DIRECTION SERVICES	1.249	2.266			3.515
403.01	Paro	MANAGEMENT & DIRECTION SERVICES	46.285	15.951			62.235

AU	Administrative Unit	Programme	CURRENT	CAPITAL	LEND	REPAY	TOTAL
414.02	GWG:BALAM	MANAGEMENT & DIRECTION SERVICES	1.321	0.954			2.275
404.05	GWG:CHEN	MANAGEMENT & DIRECTION SERVICES	1.160	0.839			1.999
419.05	GWG:LUNANA	MANAGEMENT & DIRECTION SERVICES	1.253	1.777			3.029
414.09	GWG:K/KHAR	MANAGEMENT & DIRECTION SERVICES	1.373	0.500			1.873
404.12	GWG:NAINI	MANAGEMENT & DIRECTION SERVICES	1.199	1.155			2.354
405.12	GWG:TSG	MANAGEMENT & DIRECTION SERVICES	1.166	0.100			1.266
416.11	GWG:SG	MANAGEMENT & DIRECTION SERVICES	1.122	0.254			1.376
406.07	GWG:KHEBI	MANAGEMENT & DIRECTION SERVICES	1.159	2.165			3.324
415.01	P/Gatshel	MANAGEMENT & DIRECTION SERVICES	38.546	11.995			50.541
404.10	GWG:LHA	MANAGEMENT & DIRECTION SERVICES	1.240	1.374			2.614
413.08	GWG:METSHO	MANAGEMENT & DIRECTION SERVICES	1.119	0.683			1.803
408.02	GWG:BJE	MANAGEMENT & DIRECTION SERVICES	1.220	0.239			1.459
414.18	GWG:NARANG	MANAGEMENT & DIRECTION SERVICES	1.260	0.137			1.397
412.02	GWG:DTG	MANAGEMENT & DIRECTION SERVICES	1.212	0.325			1.537
401.09	GWG:GLG	MANAGEMENT & DIRECTION SERVICES	1.194				1.194
417.02	GWG:BAR	MANAGEMENT & DIRECTION SERVICES	1.502	0.300			1.802
410.09	GWG:JIG	MANAGEMENT & DIRECTION SERVICES	1.301				1.301
412.06	GWG:TGI	MANAGEMENT & DIRECTION SERVICES	1.237	0.652			1.888
401.10	GWG:LGG	MANAGEMENT & DIRECTION SERVICES	1.252	0.286			1.538
416.12	GWG:SERTHI	MANAGEMENT & DIRECTION SERVICES	1.355	0.118			1.473
407.01	P/kha	MANAGEMENT & DIRECTION SERVICES	50.588	19.204			69.793
402.02	GWG:BJE	MANAGEMENT & DIRECTION SERVICES	1.214	0.992			2.206
412.01	T/gsa	MANAGEMENT & DIRECTION SERVICES	24.514	30.472			54.985
404.09	GWG:GHU	MANAGEMENT & DIRECTION SERVICES	1.180				1.180
417.08	GWG:MERAK	MANAGEMENT & DIRECTION SERVICES	1.235	2.810			4.046

AU	Administrative Unit	Programme	CURRENT	CAPITAL	LEND	REPAY	TOTAL
414.06	GWG:D/PONG	MANAGEMENT & DIRECTION SERVICES	1.249	3.220			4.469
407.10	GWG:ZOMI	MANAGEMENT & DIRECTION SERVICES	1.259	1.095			2.354
411.04	GWG:NANG	MANAGEMENT & DIRECTION SERVICES	1.203	0.438			1.641
406.15	GWG:NICHU	MANAGEMENT & DIRECTION SERVICES	1.250	1.955			3.205
411.01	Z/gang	MANAGEMENT & DIRECTION SERVICES	35.444	7.631			43.075
408.01	W/dué	MANAGEMENT & DIRECTION SERVICES	40.511	7.495			48.006
420.05	GWG:RAMJAR	MANAGEMENT & DIRECTION SERVICES	1.257	0.230			1.487
410.12	GWG:SAR	MANAGEMENT & DIRECTION SERVICES	1.198	0.222			1.420
401.03	GWG:BOG	MANAGEMENT & DIRECTION SERVICES	1.306	3.035			4.341
416.05	GWG:W/PHU	MANAGEMENT & DIRECTION SERVICES	1.246	0.969			2.215
407.03	GWG:GOEN	MANAGEMENT & DIRECTION SERVICES	1.257	0.606			1.863
404.07	GWG:DOR	MANAGEMENT & DIRECTION SERVICES	1.264	1.845			3.109
417.14	GWG:S/PHU	MANAGEMENT & DIRECTION SERVICES	1.277	3.456			4.733
408.07	GWG:GASEW	MANAGEMENT & DIRECTION SERVICES	1.213	0.104			1.317
415.04	GWG:DUNG	MANAGEMENT & DIRECTION SERVICES	1.268	2.989			4.257
404.01	S/tse	MANAGEMENT & DIRECTION SERVICES	58.102	27.131			85.233
405.08	GWG:MEG	MANAGEMENT & DIRECTION SERVICES	1.221				1.221
410.03	GWG:CHUZ	MANAGEMENT & DIRECTION SERVICES	1.218	0.200			1.418
418.01	T/phu	MANAGEMENT & DIRECTION SERVICES	69.495	10.741			80.236
401.12	GWG:PLG	MANAGEMENT & DIRECTION SERVICES	1.053	0.570			1.623
411.06	GWG:PHANG	MANAGEMENT & DIRECTION SERVICES	1.253	2.200			3.453
402.03	GWG:KSH	MANAGEMENT & DIRECTION SERVICES	1.217	0.386			1.603
419.03	GWG:KHATOE	MANAGEMENT & DIRECTION SERVICES	1.227	1.714			2.941
415.02	GWG:CHONG	MANAGEMENT & DIRECTION SERVICES	1.257				1.257

AU	Administrative Unit	Programme	CURRENT	CAPITAL	LEND	REPAY	TOTAL
409.05	GWG:URA	MANAGEMENT & DIRECTION SERVICES	1.264				1.264
417.01	T/gang	MANAGEMENT & DIRECTION SERVICES	58.406	6.873			65.279
405.06	GWG:RAG	MANAGEMENT & DIRECTION SERVICES	1.215	2.021			3.237
414.04	GWG:CHAS	MANAGEMENT & DIRECTION SERVICES	1.231	2.311			3.542
		Total	1,132.800	481.028		-	1,613.828
205.01	MEA	CONSUMER PROTECTION SERVICES	4.636	14.665			19.301
135.01	CSOA	CIVIL SOCIETY SERVICES	3.024	1.525			4.549
202.01	MOF	FINANCIAL POLICY DIRECTION SERVICES	877.907	1,398.911			2,276.817
201.01	MHCA	DISASTER MANAGEMENT SERVICES	15.076	24.773			39.848
102.01	HMS	HIS MAJESTY'S SECRETARIAT SERVICES	19.890	0.050			19.940
104.01	NCB	NATIONAL COUNCIL SERVICES	74.373	5.377			79.750
202.01	MOF	NATIONAL BUDGET SERVICES	16.952	18.191			35.143
202.01	MOF	REVENUE & CUSTOM SERVICES	292.558	88.247			380.806
201.01	MHCA	IMMIGRATION SERVICE	79.789	11.641			91.431
121.01	NSB	NATIONAL STATISTICAL SERVICES	84.383	5.470			89.853
127.01	NCWC	WOMEN & CHILDREN COMMISSION SERVICES	12.444	14.552			26.995
103.01	NAB	NATIONAL ASSEMBLY SERVICES	106.081	9.373			115.455
101.01	HMS	HIS MAJESTY'S SECRETARIAT SERVICES	28.773	0.975			29.747
107.01	RCSC	RCSC SECRETARIAT SERVICES	82.202	145.521			227.723
113.01	BOC	OLYMPIC SERVICES	48.986	59.327			108.313
109.01	ECB	NATIONAL ELECTION SERVICES	94.401	81.301			175.703
117.01	GNHC	NATIONAL PLANNING SERVICES	41.265	73.414			114.679
111.01	CS	CABINET SECRETARIAT SERVICES	48.369	51.585			99.954
202.01	MOF	NATIONAL PROPERTY SERVICES	130.981	30.488			161.469
117.01	GNHC	SDS PROJECT MANAGEMENT SERVICES		10.782			10.782

AU	Administrative Unit	Programme	CURRENT	CAPITAL	LEND	REPAY	TOTAL
203.01	MFA	FOREIGN POLICY DIRECTION SERVICES	237.009	11.621			248.629
203.01	MFA	FOREIGN RELATIONS SERVICES	383.008	34.508			417.516
130.01	RPC	ROYAL PRIVY COUNCIL SERVICES	14.650	2.701			17.351
201.01	MHCA	LOCAL GOVERNANCE SERVICES	22.174	54.367			76.541
201.01	MHCA	HOME & CULTURAL POLICY DIRECTION SERVICES	49.158	43.085			92.243
124.01	THROM	YOUTH SERVICES	0.664	0.117			0.781
209.01	MOE	YOUTH SERVICES	37.026	60.465			97.490
133.01	JSW Law	LEGAL EDUCATION AND RESEARCH SERVICES	8.275	14.581			22.856
134.01	BNLI	LEGAL EDUCATION AND RESEARCH SERVICES	14.328	8.376			22.704
116.01	CBS	BHUTAN STUDIES SERVICES	35.394	11.204			46.597
206.01	MWHS	WORKS & HUMAN SETTLEMENT POLICY DIRECTION SERVICES	39.122	220.608			259.731
204.01	MAF	AGRICULTURE AND FOOD REGULATORY SERVICES	99.225	26.707			125.932
118.01	NEC	NATIONAL ENVIRONMENTAL SERVICES	31.134	115.908			147.042
210.01	MLHR	LABOUR & HUMAN RESOURCE POLICY DIRECTION SERVICES	23.817	7.323			31.141
		Total	3,057.073	2,657.740		-	5,714.813
409.01	B/thang	CIVIL REGISTRATION & CENSUS SERVICES	1.158				1.158
201.01	MHCA	CIVIL REGISTRATION & CENSUS SERVICES	24.381	22.830			47.211
410.01	S/pang	CIVIL REGISTRATION & CENSUS SERVICES	1.514				1.514
414.01	M/gar	CIVIL REGISTRATION & CENSUS SERVICES	1.337	0.185			1.523
413.01	L/tse	CIVIL REGISTRATION & CENSUS SERVICES	0.810				0.810
405.01	T/rang	CIVIL REGISTRATION & CENSUS SERVICES	1.501	0.023			1.523
419.01	Gasa	CIVIL REGISTRATION & CENSUS SERVICES	0.892				0.892

AU	Administrative Unit	Programme	CURRENT	CAPITAL	LEND	REPAY	TOTAL
420.01	T/Yangtse	CIVIL REGISTRATION & CENSUS SERVICES	1.134				1.134
401.01	C/kha	CIVIL REGISTRATION & CENSUS SERVICES	2.011				2.011
403.01	Paro	CIVIL REGISTRATION & CENSUS SERVICES	1.553				1.553
406.01	Dagana	CIVIL REGISTRATION & CENSUS SERVICES	1.198				1.198
402.01	Haa	CIVIL REGISTRATION & CENSUS SERVICES	1.155				1.155
416.01	S/Jongkhar	CIVIL REGISTRATION & CENSUS SERVICES	1.237				1.237
415.01	P/Gatshel	CIVIL REGISTRATION & CENSUS SERVICES	1.554				1.554
408.01	W/du	CIVIL REGISTRATION & CENSUS SERVICES	1.908				1.908
407.01	P/kha	CIVIL REGISTRATION & CENSUS SERVICES	1.932	0.150			2.082
411.01	Z/gang	CIVIL REGISTRATION & CENSUS SERVICES	1.059				1.059
412.01	T/gsa	CIVIL REGISTRATION & CENSUS SERVICES	0.821				0.821
418.01	T/phu	CIVIL REGISTRATION & CENSUS SERVICES	1.271				1.271
417.01	T/gang	CIVIL REGISTRATION & CENSUS SERVICES	2.700				2.700
404.01	S/ise	CIVIL REGISTRATION & CENSUS SERVICES	1.838				1.838
		Total	52.963	23.188			76.151
409.01	B/thang	SURVEY & LAND RECORD SERVICES	2.487	6.221			8.708
115.01	NLC	SURVEY & LAND RECORD SERVICES	118.311	55.900			174.211
408.01	W/du	SURVEY & LAND RECORD SERVICES	3.956				3.956
412.01	T/gsa	SURVEY & LAND RECORD SERVICES	2.240				2.240
407.01	P/kha	SURVEY & LAND RECORD SERVICES	2.786				2.786
411.01	Z/gang	SURVEY & LAND RECORD SERVICES	3.398				3.398
403.01	Paro	SURVEY & LAND RECORD SERVICES	4.014				4.014
406.01	Dagana	SURVEY & LAND RECORD SERVICES	2.746	0.080			2.826
402.01	Haa	SURVEY & LAND RECORD SERVICES	1.668				1.668
414.01	M/gar	SURVEY & LAND RECORD SERVICES	2.397	1.827			4.223

AU	Administrative Unit	Programme	CURRENT	CAPITAL	LEND	REPAY	TOTAL
416.01	S/Jongkhar	SURVEY & LAND RECORD SERVICES	3.630				3.630
413.01	L/tse	SURVEY & LAND RECORD SERVICES	2.121	1.059			3.180
410.01	S/pang	SURVEY & LAND RECORD SERVICES	3.319				3.319
420.01	T/Yangtse	SURVEY & LAND RECORD SERVICES	2.043				2.043
419.01	Gasa	SURVEY & LAND RECORD SERVICES	1.270				1.270
405.01	T/rang	SURVEY & LAND RECORD SERVICES	2.845	0.027			2.872
415.01	P/Gatshel	SURVEY & LAND RECORD SERVICES	2.024	12.249			14.272
418.01	T/phu	SURVEY & LAND RECORD SERVICES	2.346				2.346
417.01	T/gang	SURVEY & LAND RECORD SERVICES	3.240	0.200			3.440
404.01	S/tse	SURVEY & LAND RECORD SERVICES	4.381	1.546			5.927
115.01	NLC	NATIONAL LAND SERVICES	36.154	25.717			61.871
		Total	207.377	104.826	-	-	312.203
		Public Debt Services	2,109.083	-	214.889	3,034.163	5,358.135
202.01	MOF	PUBLIC ACCOUNTS SERVICES	2,109.083		214.889	3,034.163	5,358.135
		Total	2,109.083	-	214.889	3,034.163	5,358.135
		Social Services	9,238.170	3,853.878	-	-	13,092.049
420.08	GWG:YLLANG	BASIC EDUCATION SERVICES		0.198			0.198
407.04	GWG:GUMA	BASIC EDUCATION SERVICES		0.050			0.050
124.01	THROM	BASIC EDUCATION SERVICES	562.042	75.650			637.692
408.08	GWG:KAZHI	BASIC EDUCATION SERVICES		0.050			0.050
403.05	GWG:HOR	BASIC EDUCATION SERVICES		0.110			0.110
409.02	GWG:CHHOEK	BASIC EDUCATION SERVICES		0.500			0.500
409.01	B/thang	BASIC EDUCATION SERVICES	107.040	45.047			152.087
415.10	GWG:NORB	BASIC EDUCATION SERVICES		0.100			0.100

AU	Administrative Unit	Programme	CURRENT	CAPITAL	LEND	REPAY	TOTAL
404.16	GWG:TAD	BASIC EDUCATION SERVICES		0.616			0.616
414.07	GWG:GONG	BASIC EDUCATION SERVICES		0.020			0.020
401.02	GWG:SPS	BASIC EDUCATION SERVICES		0.069			0.069
420.04	GWG:K/DANG	BASIC EDUCATION SERVICES		0.200			0.200
408.16	GWG:THEDT	BASIC EDUCATION SERVICES		0.400			0.400
401.11	GWG:MKG	BASIC EDUCATION SERVICES		0.750			0.750
408.01	W/du	BASIC EDUCATION SERVICES	204.516	30.683			235.199
407.01	P/kha	BASIC EDUCATION SERVICES	170.666	9.899			180.565
411.01	Z/gang	BASIC EDUCATION SERVICES	116.743	109.164			225.907
412.01	T/gsa	BASIC EDUCATION SERVICES	105.570	34.634			140.205
401.01	C/kha	BASIC EDUCATION SERVICES	306.807	37.675			344.482
414.02	GWG:BALAM	BASIC EDUCATION SERVICES		0.300			0.300
403.01	Paro	BASIC EDUCATION SERVICES	265.135	7.703			272.838
406.01	Dagana	BASIC EDUCATION SERVICES	165.097	37.026			202.122
402.01	Haa	BASIC EDUCATION SERVICES	73.395	22.595			95.990
418.08	GWG:MEWANG	BASIC EDUCATION SERVICES		0.400			0.400
404.02	GWG:BARA	BASIC EDUCATION SERVICES		0.170			0.170
413.05	GWG:KUR-GA	BASIC EDUCATION SERVICES		0.300			0.300
404.14	GWG:SAM	BASIC EDUCATION SERVICES		0.098			0.098
414.01	M/gar	BASIC EDUCATION SERVICES	239.029	30.351			269.380
413.01	L/tse	BASIC EDUCATION SERVICES	124.195	58.060			182.255
409.03	GWG:CHHUME	BASIC EDUCATION SERVICES		0.040			0.040
416.01	S/Jongkhar	BASIC EDUCATION SERVICES	152.193	45.521			197.714
413.02	GWG:GANG	BASIC EDUCATION SERVICES		0.150			0.150
410.01	S/pang	BASIC EDUCATION SERVICES	189.325	39.389			228.714

AU	Administrative Unit	Programme	CURRENT	CAPITAL	LEND	REPAY	TOTAL
420.09	GWG:YANGT	BASIC EDUCATION SERVICES		0.059			0.059
407.06	GWG:LING	BASIC EDUCATION SERVICES		0.170			0.170
403.08	GWG:NAJ	BASIC EDUCATION SERVICES		0.084			0.084
416.02	GWG:PTHANG	BASIC EDUCATION SERVICES		0.145			0.145
419.01	Gasa	BASIC EDUCATION SERVICES	25.596	15.486			41.082
420.01	T/Yangtse	BASIC EDUCATION SERVICES	141.263	52.531			193.794
401.08	GWG:DUG	BASIC EDUCATION SERVICES		0.535			0.535
209.01	MOE	BASIC EDUCATION SERVICES	1,510.296	604.435			2,114.731
415.05	GWG:KHAR	BASIC EDUCATION SERVICES		0.200			0.200
406.12	GWG:TEZA	BASIC EDUCATION SERVICES		0.100			0.100
404.10	GWG:LHA	BASIC EDUCATION SERVICES		0.200			0.200
405.01	T/rang	BASIC EDUCATION SERVICES	91.788	8.701			100.488
415.01	P/Gatshel	BASIC EDUCATION SERVICES	194.379	49.608			243.987
406.10	GWG:T/GANG	BASIC EDUCATION SERVICES		0.369			0.369
404.08	GWG:DUM	BASIC EDUCATION SERVICES		0.200			0.200
401.12	GWG:PLG	BASIC EDUCATION SERVICES		0.050			0.050
404.07	GWG:DOR	BASIC EDUCATION SERVICES		0.030			0.030
418.01	T/phu	BASIC EDUCATION SERVICES	58.769	6.954			65.723
417.01	T/gang	BASIC EDUCATION SERVICES	378.048	121.016			499.065
410.03	GWG:CHUZ	BASIC EDUCATION SERVICES		0.300			0.300
404.01	S/tse	BASIC EDUCATION SERVICES	300.203	54.154			354.357
405.06	GWG:RAG	BASIC EDUCATION SERVICES		0.379			0.379
119.01	RIM	MANAGEMENT TRAINING SERVICES	49.906	40.187			90.094
114.01	DDC	DZONGKHA DEVELOPMENT SERVICES	15.710	3.793			19.503
120.01	RUB	TERTIARY EDUCATION SERVICES		218.531			218.531

AU	Administrative Unit	Programme	CURRENT	CAPITAL	LEND	REPAY	TOTAL
132.01	KGUMSB	TERTIARY EDUCATION SERVICES		7.297			7.297
124.01	THROM	CONTINUING & NON-FORMAL EDUCATION SERVICES	0.325				0.325
209.01	MOE	CONTINUING & NON-FORMAL EDUCATION SERVICES	16.731	378.898			395.629
414.12	GWG:SALENG	CONTINUING & NON-FORMAL EDUCATION SERVICES		0.100			0.100
132.01	KGUMSB	UNIVERSITY SECRETARIAT SERVICES	25.620	51.251			76.871
120.01	RUB	UNIVERSITY SECRETARIAT SERVICES		10.963			10.963
129.01	BCSEA	SCHOOL EXAMINATION & ASSESSMENT SERVICES	98.471	12.865			111.336
128.01	REC	ROYAL EDUCATION COUNCIL SERVICES	43.367	39.434			82.800
209.01	MOE	EDUCATION POLICY DIRECTION SERVICES	61.568	93.532			155.100
202.01	MOF	EDUCATION POLICY DIRECTION SERVICES	712.348	122.239			834.587
		Total	6,506.140	2,482.714			8,988.854
407.04	GWG:GUMA	PUBLIC HEALTH (COMMUNICABLE & NON-COMMUNICABLE DISEASES) SERVICES		0.770			0.770
407.08	GWG:TALO	PUBLIC HEALTH (COMMUNICABLE & NON-COMMUNICABLE DISEASES) SERVICES		1.039			1.039
403.09	GWG:SHA	PUBLIC HEALTH (COMMUNICABLE & NON-COMMUNICABLE DISEASES) SERVICES		2.422			2.422
403.06	GWG:LAN	PUBLIC HEALTH (COMMUNICABLE & NON-COMMUNICABLE DISEASES) SERVICES		0.400			0.400
408.13	GWG:RUJEP	PUBLIC HEALTH (COMMUNICABLE & NON-COMMUNICABLE DISEASES) SERVICES		0.385			0.385
414.11	GWG:NGAT	PUBLIC HEALTH (COMMUNICABLE & NON-COMMUNICABLE DISEASES) SERVICES		0.590			0.590
410.11	GWG:SINGHI	PUBLIC HEALTH (COMMUNICABLE & NON-COMMUNICABLE DISEASES) SERVICES		0.548			0.548

AU	Administrative Unit	Programme	CURRENT	CAPITAL	LEND	REPAY	TOTAL
415.12	GWG:C/LING	PUBLIC HEALTH (COMMUNICABLE & NON-COMMUNICABLE DISEASES) SERVICES		0.830			0.830
408.12	GWG:PHOBUJ	PUBLIC HEALTH (COMMUNICABLE & NON-COMMUNICABLE DISEASES) SERVICES		0.845			0.845
404.13	GWG:PUG	PUBLIC HEALTH (COMMUNICABLE & NON-COMMUNICABLE DISEASES) SERVICES		2.167			2.167
405.09	GWG:PAT	PUBLIC HEALTH (COMMUNICABLE & NON-COMMUNICABLE DISEASES) SERVICES		0.862			0.862
417.09	GWG:YNEER	PUBLIC HEALTH (COMMUNICABLE & NON-COMMUNICABLE DISEASES) SERVICES		0.989			0.989
404.04	GWG:CHAR	PUBLIC HEALTH (COMMUNICABLE & NON-COMMUNICABLE DISEASES) SERVICES		0.899			0.899
405.13	GWG:TGR	PUBLIC HEALTH (COMMUNICABLE & NON-COMMUNICABLE DISEASES) SERVICES		0.312			0.312
408.08	GWG:KAZHI	PUBLIC HEALTH (COMMUNICABLE & NON-COMMUNICABLE DISEASES) SERVICES		1.534			1.534
406.06	GWG:KANA	PUBLIC HEALTH (COMMUNICABLE & NON-COMMUNICABLE DISEASES) SERVICES		0.321			0.321
403.10	GWG:TSE	PUBLIC HEALTH (COMMUNICABLE & NON-COMMUNICABLE DISEASES) SERVICES		0.110			0.110
409.02	GWG:CHHOEK	PUBLIC HEALTH (COMMUNICABLE & NON-COMMUNICABLE DISEASES) SERVICES		0.450			0.450
413.07	GWG:MINBI	PUBLIC HEALTH (COMMUNICABLE & NON-COMMUNICABLE DISEASES) SERVICES		0.483			0.483
403.05	GWG:HOR	PUBLIC HEALTH (COMMUNICABLE & NON-COMMUNICABLE DISEASES) SERVICES		1.844			1.844
415.07	GWG:YUR	PUBLIC HEALTH (COMMUNICABLE & NON-COMMUNICABLE DISEASES) SERVICES		0.800			0.800
415.10	GWG:NORB	PUBLIC HEALTH (COMMUNICABLE & NON-COMMUNICABLE DISEASES) SERVICES		1.947			1.947

AU	Administrative Unit	Programme	CURRENT	CAPITAL	LEND	REPAY	TOTAL
408.14	GWG:SEPHU	PUBLIC HEALTH (COMMUNICABLE & NON-COMMUNICABLE DISEASES) SERVICES		0.116			0.116
414.13	GWG:SHER	PUBLIC HEALTH (COMMUNICABLE & NON-COMMUNICABLE DISEASES) SERVICES		1.906			1.906
404.16	GWG:TAD	PUBLIC HEALTH (COMMUNICABLE & NON-COMMUNICABLE DISEASES) SERVICES		0.832			0.832
418.05	GWG:GATEY	PUBLIC HEALTH (COMMUNICABLE & NON-COMMUNICABLE DISEASES) SERVICES		0.106			0.106
420.06	GWG:TOETS	PUBLIC HEALTH (COMMUNICABLE & NON-COMMUNICABLE DISEASES) SERVICES		0.895			0.895
410.13	GWG:SERZ	PUBLIC HEALTH (COMMUNICABLE & NON-COMMUNICABLE DISEASES) SERVICES		0.270			0.270
401.04	GWG:CHG	PUBLIC HEALTH (COMMUNICABLE & NON-COMMUNICABLE DISEASES) SERVICES		0.500			0.500
418.06	GWG:KAWANG	PUBLIC HEALTH (COMMUNICABLE & NON-COMMUNICABLE DISEASES) SERVICES		0.773			0.773
414.12	GWG:SALENG	PUBLIC HEALTH (COMMUNICABLE & NON-COMMUNICABLE DISEASES) SERVICES		3.653			3.653
411.05	GWG:NGANG	PUBLIC HEALTH (COMMUNICABLE & NON-COMMUNICABLE DISEASES) SERVICES		0.360			0.360
403.04	GWG:DOT	PUBLIC HEALTH (COMMUNICABLE & NON-COMMUNICABLE DISEASES) SERVICES		0.576			0.576
413.06	GWG:MINJAY	PUBLIC HEALTH (COMMUNICABLE & NON-COMMUNICABLE DISEASES) SERVICES		0.220			0.220
401.11	GWG:MKG	PUBLIC HEALTH (COMMUNICABLE & NON-COMMUNICABLE DISEASES) SERVICES		0.639			0.639
402.04	GWG:SBY	PUBLIC HEALTH (COMMUNICABLE & NON-COMMUNICABLE DISEASES) SERVICES		1.229			1.229
416.06	GWG:LPHU	PUBLIC HEALTH (COMMUNICABLE & NON-COMMUNICABLE DISEASES) SERVICES		0.509			0.509

AU	Administrative Unit	Programme	CURRENT	CAPITAL	LEND	REPAY	TOTAL
407.02	GWG:CHHU	PUBLIC HEALTH (COMMUNICABLE & NON-COMMUNICABLE DISEASES) SERVICES		0.462			0.462
406.09	GWG:T/DING	PUBLIC HEALTH (COMMUNICABLE & NON-COMMUNICABLE DISEASES) SERVICES		0.250			0.250
416.09	GWG:DEO	PUBLIC HEALTH (COMMUNICABLE & NON-COMMUNICABLE DISEASES) SERVICES		0.032			0.032
407.09	GWG:TEO	PUBLIC HEALTH (COMMUNICABLE & NON-COMMUNICABLE DISEASES) SERVICES		0.300			0.300
417.07	GWG:LUMANG	PUBLIC HEALTH (COMMUNICABLE & NON-COMMUNICABLE DISEASES) SERVICES		2.550			2.550
404.03	GWG:BIRU	PUBLIC HEALTH (COMMUNICABLE & NON-COMMUNICABLE DISEASES) SERVICES		0.034			0.034
408.09	GWG:NAHI	PUBLIC HEALTH (COMMUNICABLE & NON-COMMUNICABLE DISEASES) SERVICES		0.116			0.116
415.08	GWG:ZOB	PUBLIC HEALTH (COMMUNICABLE & NON-COMMUNICABLE DISEASES) SERVICES		0.275			0.275
406.14	GWG:LKHA	PUBLIC HEALTH (COMMUNICABLE & NON-COMMUNICABLE DISEASES) SERVICES		0.735			0.735
403.02	GWG:DOB	PUBLIC HEALTH (COMMUNICABLE & NON-COMMUNICABLE DISEASES) SERVICES		1.012			1.012
420.04	GWG:K/DANG	PUBLIC HEALTH (COMMUNICABLE & NON-COMMUNICABLE DISEASES) SERVICES		3.630			3.630
401.02	GWG:SPS	PUBLIC HEALTH (COMMUNICABLE & NON-COMMUNICABLE DISEASES) SERVICES		1.765			1.765
404.11	GWG:TEN	PUBLIC HEALTH (COMMUNICABLE & NON-COMMUNICABLE DISEASES) SERVICES		0.488			0.488
411.03	GWG:BJOKA	PUBLIC HEALTH (COMMUNICABLE & NON-COMMUNICABLE DISEASES) SERVICES		1.300			1.300
408.16	GWG:THEDT	PUBLIC HEALTH (COMMUNICABLE & NON-COMMUNICABLE DISEASES) SERVICES		2.310			2.310

AU	Administrative Unit	Programme	CURRENT	CAPITAL	LEND	REPAY	TOTAL
408.04	GWG:DAGA	PUBLIC HEALTH (COMMUNICABLE & NON-COMMUNICABLE DISEASES) SERVICES		1.262			1.262
415.11	GWG:NANONG	PUBLIC HEALTH (COMMUNICABLE & NON-COMMUNICABLE DISEASES) SERVICES		1.039			1.039
420.08	GWG:YLLANG	PUBLIC HEALTH (COMMUNICABLE & NON-COMMUNICABLE DISEASES) SERVICES		0.300			0.300
401.06	GWG:GTG	PUBLIC HEALTH (COMMUNICABLE & NON-COMMUNICABLE DISEASES) SERVICES		0.349			0.349
417.03	GWG:PIDUNG	PUBLIC HEALTH (COMMUNICABLE & NON-COMMUNICABLE DISEASES) SERVICES		0.300			0.300
407.05	GWG:KAB	PUBLIC HEALTH (COMMUNICABLE & NON-COMMUNICABLE DISEASES) SERVICES		0.352			0.352
403.07	GWG:LUN	PUBLIC HEALTH (COMMUNICABLE & NON-COMMUNICABLE DISEASES) SERVICES		1.593			1.593
413.03	GWG:JAREY	PUBLIC HEALTH (COMMUNICABLE & NON-COMMUNICABLE DISEASES) SERVICES		0.814			0.814
420.09	GWG:YANGT	PUBLIC HEALTH (COMMUNICABLE & NON-COMMUNICABLE DISEASES) SERVICES		0.145			0.145
401.07	GWG:LKG	PUBLIC HEALTH (COMMUNICABLE & NON-COMMUNICABLE DISEASES) SERVICES		0.712			0.712
403.08	GWG:NAJ	PUBLIC HEALTH (COMMUNICABLE & NON-COMMUNICABLE DISEASES) SERVICES		2.141			2.141
410.06	GWG:TTHANG	PUBLIC HEALTH (COMMUNICABLE & NON-COMMUNICABLE DISEASES) SERVICES		0.200			0.200
417.04	GWG:KLUNG	PUBLIC HEALTH (COMMUNICABLE & NON-COMMUNICABLE DISEASES) SERVICES		1.893			1.893
407.06	GWG:LING	PUBLIC HEALTH (COMMUNICABLE & NON-COMMUNICABLE DISEASES) SERVICES		0.339			0.339
406.05	GWG:GOSH	PUBLIC HEALTH (COMMUNICABLE & NON-COMMUNICABLE DISEASES) SERVICES		0.540			0.540

AU	Administrative Unit	Programme	CURRENT	CAPITAL	LEND	REPAY	TOTAL
420.01	T/Yangtse	PUBLIC HEALTH (COMMUNICABLE & NON-COMMUNICABLE DISEASES) SERVICES		0.920			0.920
420.03	GWG:JKHAR	PUBLIC HEALTH (COMMUNICABLE & NON-COMMUNICABLE DISEASES) SERVICES		1.300			1.300
405.04	GWG:BAG	PUBLIC HEALTH (COMMUNICABLE & NON-COMMUNICABLE DISEASES) SERVICES		0.799			0.799
417.10	GWG:P/MEY	PUBLIC HEALTH (COMMUNICABLE & NON-COMMUNICABLE DISEASES) SERVICES		0.599			0.599
414.08	GWG:JUR	PUBLIC HEALTH (COMMUNICABLE & NON-COMMUNICABLE DISEASES) SERVICES		0.915			0.915
408.03	GWG:DAN	PUBLIC HEALTH (COMMUNICABLE & NON-COMMUNICABLE DISEASES) SERVICES		0.150			0.150
414.17	GWG:T/MANG	PUBLIC HEALTH (COMMUNICABLE & NON-COMMUNICABLE DISEASES) SERVICES		0.090			0.090
410.08	GWG:GL	PUBLIC HEALTH (COMMUNICABLE & NON-COMMUNICABLE DISEASES) SERVICES		1.200			1.200
416.07	GWG:LAURI	PUBLIC HEALTH (COMMUNICABLE & NON-COMMUNICABLE DISEASES) SERVICES		0.482			0.482
415.05	GWG:KHAR	PUBLIC HEALTH (COMMUNICABLE & NON-COMMUNICABLE DISEASES) SERVICES		1.697			1.697
411.09	GWG:G/SHIN	PUBLIC HEALTH (COMMUNICABLE & NON-COMMUNICABLE DISEASES) SERVICES		0.200			0.200
410.04	GWG:DG	PUBLIC HEALTH (COMMUNICABLE & NON-COMMUNICABLE DISEASES) SERVICES		2.645			2.645
404.06	GWG:DEN	PUBLIC HEALTH (COMMUNICABLE & NON-COMMUNICABLE DISEASES) SERVICES		0.804			0.804
417.11	GWG:RADHI	PUBLIC HEALTH (COMMUNICABLE & NON-COMMUNICABLE DISEASES) SERVICES		0.390			0.390
407.11	GWG:BAAP	PUBLIC HEALTH (COMMUNICABLE & NON-COMMUNICABLE DISEASES) SERVICES		0.703			0.703

AU	Administrative Unit	Programme	CURRENT	CAPITAL	LEND	REPAY	TOTAL
408.06	GWG:GASEG	PUBLIC HEALTH (COMMUNICABLE & NON-COMMUNICABLE DISEASES) SERVICES		1.000			1.000
414.05	GWG:D/TSE	PUBLIC HEALTH (COMMUNICABLE & NON-COMMUNICABLE DISEASES) SERVICES		1.260			1.260
420.07	GWG:TSHANG	PUBLIC HEALTH (COMMUNICABLE & NON-COMMUNICABLE DISEASES) SERVICES		2.629			2.629
418.03	GWG:CHANG	PUBLIC HEALTH (COMMUNICABLE & NON-COMMUNICABLE DISEASES) SERVICES		1.039			1.039
414.10	GWG:MONGGA	PUBLIC HEALTH (COMMUNICABLE & NON-COMMUNICABLE DISEASES) SERVICES		1.800			1.800
417.06	GWG:K/LING	PUBLIC HEALTH (COMMUNICABLE & NON-COMMUNICABLE DISEASES) SERVICES		0.330			0.330
404.14	GWG:SAM	PUBLIC HEALTH (COMMUNICABLE & NON-COMMUNICABLE DISEASES) SERVICES		1.854			1.854
413.05	GWG:KUR-GA	PUBLIC HEALTH (COMMUNICABLE & NON-COMMUNICABLE DISEASES) SERVICES		0.386			0.386
401.05	GWG:DAG	PUBLIC HEALTH (COMMUNICABLE & NON-COMMUNICABLE DISEASES) SERVICES		1.700			1.700
407.07	GWG:SHE	PUBLIC HEALTH (COMMUNICABLE & NON-COMMUNICABLE DISEASES) SERVICES		0.243			0.243
406.04	GWG:GESAR	PUBLIC HEALTH (COMMUNICABLE & NON-COMMUNICABLE DISEASES) SERVICES		0.350			0.350
418.07	GWG:L/SHI	PUBLIC HEALTH (COMMUNICABLE & NON-COMMUNICABLE DISEASES) SERVICES		0.609			0.609
406.03	GWG:DRU	PUBLIC HEALTH (COMMUNICABLE & NON-COMMUNICABLE DISEASES) SERVICES		0.569			0.569
410.10	GWG:UML	PUBLIC HEALTH (COMMUNICABLE & NON-COMMUNICABLE DISEASES) SERVICES		0.486			0.486
405.11	GWG:SHG	PUBLIC HEALTH (COMMUNICABLE & NON-COMMUNICABLE DISEASES) SERVICES		1.510			1.510

AU	Administrative Unit	Programme	CURRENT	CAPITAL	LEND	REPAY	TOTAL
404.02	GWG:BARA	PUBLIC HEALTH (COMMUNICABLE & NON-COMMUNICABLE DISEASES) SERVICES		0.971			0.971
409.04	GWG:TANG	PUBLIC HEALTH (COMMUNICABLE & NON-COMMUNICABLE DISEASES) SERVICES		0.860			0.860
408.10	GWG:NYISHO	PUBLIC HEALTH (COMMUNICABLE & NON-COMMUNICABLE DISEASES) SERVICES		0.899			0.899
417.15	GWG:TSHING	PUBLIC HEALTH (COMMUNICABLE & NON-COMMUNICABLE DISEASES) SERVICES		0.950			0.950
415.09	GWG:D/LING	PUBLIC HEALTH (COMMUNICABLE & NON-COMMUNICABLE DISEASES) SERVICES		0.704			0.704
406.08	GWG:LAJA	PUBLIC HEALTH (COMMUNICABLE & NON-COMMUNICABLE DISEASES) SERVICES		0.449			0.449
403.03	GWG:DOG	PUBLIC HEALTH (COMMUNICABLE & NON-COMMUNICABLE DISEASES) SERVICES		1.519			1.519
418.08	GWG:MEWANG	PUBLIC HEALTH (COMMUNICABLE & NON-COMMUNICABLE DISEASES) SERVICES		0.100			0.100
416.03	GWG:PTHANG	PUBLIC HEALTH (COMMUNICABLE & NON-COMMUNICABLE DISEASES) SERVICES		0.809			0.809
414.09	GWG:K/KHAR	PUBLIC HEALTH (COMMUNICABLE & NON-COMMUNICABLE DISEASES) SERVICES		2.037			2.037
409.03	GWG:CHHUME	PUBLIC HEALTH (COMMUNICABLE & NON-COMMUNICABLE DISEASES) SERVICES		1.228			1.228
404.12	GWG:NAINI	PUBLIC HEALTH (COMMUNICABLE & NON-COMMUNICABLE DISEASES) SERVICES		0.300			0.300
416.01	S/Jongkhar	PUBLIC HEALTH (COMMUNICABLE & NON-COMMUNICABLE DISEASES) SERVICES	7.120	0.080			7.200
415.06	GWG:SHUMER	PUBLIC HEALTH (COMMUNICABLE & NON-COMMUNICABLE DISEASES) SERVICES		1.500			1.500
410.07	GWG:GELE	PUBLIC HEALTH (COMMUNICABLE & NON-COMMUNICABLE DISEASES) SERVICES		0.720			0.720

AU	Administrative Unit	Programme	CURRENT	CAPITAL	LEND	REPAY	TOTAL
408.11	GWG:PHANG	PUBLIC HEALTH (COMMUNICABLE & NON-COMMUNICABLE DISEASES) SERVICES		0.295			0.295
405.03	GWG:DUG	PUBLIC HEALTH (COMMUNICABLE & NON-COMMUNICABLE DISEASES) SERVICES		0.520			0.520
413.08	GWG:METSHO	PUBLIC HEALTH (COMMUNICABLE & NON-COMMUNICABLE DISEASES) SERVICES		0.366			0.366
404.10	GWG:LHA	PUBLIC HEALTH (COMMUNICABLE & NON-COMMUNICABLE DISEASES) SERVICES		2.524			2.524
417.02	GWG:BAR	PUBLIC HEALTH (COMMUNICABLE & NON-COMMUNICABLE DISEASES) SERVICES		0.320			0.320
417.16	GWG:UZU	PUBLIC HEALTH (COMMUNICABLE & NON-COMMUNICABLE DISEASES) SERVICES		1.959			1.959
416.11	GWG:SG	PUBLIC HEALTH (COMMUNICABLE & NON-COMMUNICABLE DISEASES) SERVICES		0.300			0.300
408.02	GWG:BJE	PUBLIC HEALTH (COMMUNICABLE & NON-COMMUNICABLE DISEASES) SERVICES		0.500			0.500
414.18	GWG:NARANG	PUBLIC HEALTH (COMMUNICABLE & NON-COMMUNICABLE DISEASES) SERVICES		1.063			1.063
405.12	GWG:TSG	PUBLIC HEALTH (COMMUNICABLE & NON-COMMUNICABLE DISEASES) SERVICES		1.447			1.447
401.09	GWG:GLG	PUBLIC HEALTH (COMMUNICABLE & NON-COMMUNICABLE DISEASES) SERVICES		0.391			0.391
410.09	GWG:JIG	PUBLIC HEALTH (COMMUNICABLE & NON-COMMUNICABLE DISEASES) SERVICES		0.804			0.804
406.07	GWG:KHEBI	PUBLIC HEALTH (COMMUNICABLE & NON-COMMUNICABLE DISEASES) SERVICES		1.559			1.559
414.14	GWG:SILAM	PUBLIC HEALTH (COMMUNICABLE & NON-COMMUNICABLE DISEASES) SERVICES		1.530			1.530
417.12	GWG:SAKTEN	PUBLIC HEALTH (COMMUNICABLE & NON-COMMUNICABLE DISEASES) SERVICES		2.721			2.721

AU	Administrative Unit	Programme	CURRENT	CAPITAL	LEND	REPAY	TOTAL
414.02	GWG: BALAM	PUBLIC HEALTH (COMMUNICABLE & NON-COMMUNICABLE DISEASES) SERVICES		1.206			1.206
404.05	GWG: CHEN	PUBLIC HEALTH (COMMUNICABLE & NON-COMMUNICABLE DISEASES) SERVICES		0.957			0.957
406.11	GWG: T/KHA	PUBLIC HEALTH (COMMUNICABLE & NON-COMMUNICABLE DISEASES) SERVICES		0.110			0.110
411.08	GWG: TRONG	PUBLIC HEALTH (COMMUNICABLE & NON-COMMUNICABLE DISEASES) SERVICES		0.700			0.700
407.12	GWG: TOEP	PUBLIC HEALTH (COMMUNICABLE & NON-COMMUNICABLE DISEASES) SERVICES		0.585			0.585
402.06	GWG: USE	PUBLIC HEALTH (COMMUNICABLE & NON-COMMUNICABLE DISEASES) SERVICES		0.856			0.856
410.05	GWG: CHU	PUBLIC HEALTH (COMMUNICABLE & NON-COMMUNICABLE DISEASES) SERVICES		0.300			0.300
406.13	GWG: DEO	PUBLIC HEALTH (COMMUNICABLE & NON-COMMUNICABLE DISEASES) SERVICES		0.300			0.300
416.10	GWG: ORONG	PUBLIC HEALTH (COMMUNICABLE & NON-COMMUNICABLE DISEASES) SERVICES		0.149			0.149
404.15	GWG: SIP	PUBLIC HEALTH (COMMUNICABLE & NON-COMMUNICABLE DISEASES) SERVICES		0.531			0.531
408.15	GWG: ATHANG	PUBLIC HEALTH (COMMUNICABLE & NON-COMMUNICABLE DISEASES) SERVICES		0.468			0.468
402.07	GWG: GYG	PUBLIC HEALTH (COMMUNICABLE & NON-COMMUNICABLE DISEASES) SERVICES		1.315			1.315
415.03	GWG: CHHIM	PUBLIC HEALTH (COMMUNICABLE & NON-COMMUNICABLE DISEASES) SERVICES		0.500			0.500
414.03	GWG: CHALI	PUBLIC HEALTH (COMMUNICABLE & NON-COMMUNICABLE DISEASES) SERVICES		2.015			2.015
404.08	GWG: DUM	PUBLIC HEALTH (COMMUNICABLE & NON-COMMUNICABLE DISEASES) SERVICES		0.800			0.800

AU	Administrative Unit	Programme	CURRENT	CAPITAL	LEND	REPAY	TOTAL
417.13	GWG:S/KHAR	PUBLIC HEALTH (COMMUNICABLE & NON-COMMUNICABLE DISEASES) SERVICES		0.075			0.075
406.10	GWG:T/GANG	PUBLIC HEALTH (COMMUNICABLE & NON-COMMUNICABLE DISEASES) SERVICES		0.300			0.300
411.02	GWG:BARDO	PUBLIC HEALTH (COMMUNICABLE & NON-COMMUNICABLE DISEASES) SERVICES		0.799			0.799
401.08	GWG:DUG	PUBLIC HEALTH (COMMUNICABLE & NON-COMMUNICABLE DISEASES) SERVICES		0.334			0.334
414.15	GWG:T/RONG	PUBLIC HEALTH (COMMUNICABLE & NON-COMMUNICABLE DISEASES) SERVICES		0.779			0.779
405.02	GWG:BEG	PUBLIC HEALTH (COMMUNICABLE & NON-COMMUNICABLE DISEASES) SERVICES		4.158			4.158
208.01	MOH	PUBLIC HEALTH (COMMUNICABLE & NON-COMMUNICABLE DISEASES) SERVICES	120.977	149.189			270.166
408.05	GWG:GANG	PUBLIC HEALTH (COMMUNICABLE & NON-COMMUNICABLE DISEASES) SERVICES		0.946			0.946
417.08	GWG:MERAK	PUBLIC HEALTH (COMMUNICABLE & NON-COMMUNICABLE DISEASES) SERVICES		1.353			1.353
414.06	GWG:D/PONG	PUBLIC HEALTH (COMMUNICABLE & NON-COMMUNICABLE DISEASES) SERVICES		0.900			0.900
401.10	GWG:LGG	PUBLIC HEALTH (COMMUNICABLE & NON-COMMUNICABLE DISEASES) SERVICES		1.020			1.020
401.03	GWG:BOG	PUBLIC HEALTH (COMMUNICABLE & NON-COMMUNICABLE DISEASES) SERVICES		0.540			0.540
411.04	GWG:NANG	PUBLIC HEALTH (COMMUNICABLE & NON-COMMUNICABLE DISEASES) SERVICES		0.968			0.968
410.12	GWG:SAR	PUBLIC HEALTH (COMMUNICABLE & NON-COMMUNICABLE DISEASES) SERVICES		0.340			0.340
402.02	GWG:BJE	PUBLIC HEALTH (COMMUNICABLE & NON-COMMUNICABLE DISEASES) SERVICES		0.599			0.599

AU	Administrative Unit	Programme	CURRENT	CAPITAL	LEND	REPAY	TOTAL
404.09	GWG:GHU	PUBLIC HEALTH (COMMUNICABLE & NON-COMMUNICABLE DISEASES) SERVICES		0.095			0.095
416.12	GWG:SERTHI	PUBLIC HEALTH (COMMUNICABLE & NON-COMMUNICABLE DISEASES) SERVICES		0.713			0.713
416.05	GWG:W/PHU	PUBLIC HEALTH (COMMUNICABLE & NON-COMMUNICABLE DISEASES) SERVICES		0.555			0.555
407.10	GWG:ZOMI	PUBLIC HEALTH (COMMUNICABLE & NON-COMMUNICABLE DISEASES) SERVICES		1.171			1.171
411.06	GWG:PHANG	PUBLIC HEALTH (COMMUNICABLE & NON-COMMUNICABLE DISEASES) SERVICES		0.205			0.205
405.08	GWG:MEG	PUBLIC HEALTH (COMMUNICABLE & NON-COMMUNICABLE DISEASES) SERVICES		0.315			0.315
418.01	T/phu	PUBLIC HEALTH (COMMUNICABLE & NON-COMMUNICABLE DISEASES) SERVICES		2.164			2.164
405.06	GWG:RAG	PUBLIC HEALTH (COMMUNICABLE & NON-COMMUNICABLE DISEASES) SERVICES		1.062			1.062
415.04	GWG:DUNG	PUBLIC HEALTH (COMMUNICABLE & NON-COMMUNICABLE DISEASES) SERVICES		0.014			0.014
410.03	GWG:CHUZ	PUBLIC HEALTH (COMMUNICABLE & NON-COMMUNICABLE DISEASES) SERVICES		3.093			3.093
414.04	GWG:CHAS	PUBLIC HEALTH (COMMUNICABLE & NON-COMMUNICABLE DISEASES) SERVICES		0.540			0.540
404.07	GWG:DOR	PUBLIC HEALTH (COMMUNICABLE & NON-COMMUNICABLE DISEASES) SERVICES		0.301			0.301
417.14	GWG:S/PHU	PUBLIC HEALTH (COMMUNICABLE & NON-COMMUNICABLE DISEASES) SERVICES		3.250			3.250
408.07	GWG:GASEW	PUBLIC HEALTH (COMMUNICABLE & NON-COMMUNICABLE DISEASES) SERVICES		0.377			0.377
409.05	GWG:URA	PUBLIC HEALTH (COMMUNICABLE & NON-COMMUNICABLE DISEASES) SERVICES		0.783			0.783

AU	Administrative Unit	Programme	CURRENT	CAPITAL	LEND	REPAY	TOTAL
401.12	GWG:PLG	PUBLIC HEALTH (COMMUNICABLE & NON-COMMUNICABLE DISEASES) SERVICES		1.140			1.140
125.01	DRA	DRUG REGULATORY SERVICES	12.891	3.569			16.460
404.13	GWG:PUG	DIAGNOSTIC & CURATIVE (HOSPITALS & BHUS) SERVICES		0.500			0.500
415.11	GWG:NANONG	DIAGNOSTIC & CURATIVE (HOSPITALS & BHUS) SERVICES		0.641			0.641
403.10	GWG:TSE	DIAGNOSTIC & CURATIVE (HOSPITALS & BHUS) SERVICES		2.398			2.398
412.03	GWG:KPU	DIAGNOSTIC & CURATIVE (HOSPITALS & BHUS) SERVICES		0.131			0.131
404.04	GWG:CHAR	DIAGNOSTIC & CURATIVE (HOSPITALS & BHUS) SERVICES		0.030			0.030
401.04	GWG:CHG	DIAGNOSTIC & CURATIVE (HOSPITALS & BHUS) SERVICES		0.056			0.056
406.02	GWG:DOR	DIAGNOSTIC & CURATIVE (HOSPITALS & BHUS) SERVICES		0.100			0.100
414.12	GWG:SALENG	DIAGNOSTIC & CURATIVE (HOSPITALS & BHUS) SERVICES		0.400			0.400
414.13	GWG:SHER	DIAGNOSTIC & CURATIVE (HOSPITALS & BHUS) SERVICES		0.070			0.070
404.16	GWG:TAD	DIAGNOSTIC & CURATIVE (HOSPITALS & BHUS) SERVICES		0.469			0.469
136.01	JDWNRH	DIAGNOSTIC & CURATIVE (HOSPITALS & BHUS) SERVICES	856.529	109.095			965.624
418.05	GWG:GATEY	DIAGNOSTIC & CURATIVE (HOSPITALS & BHUS) SERVICES		0.008			0.008
404.15	GWG:SIP	DIAGNOSTIC & CURATIVE (HOSPITALS & BHUS) SERVICES		0.050			0.050
418.06	GWG:KAWANG	DIAGNOSTIC & CURATIVE (HOSPITALS & BHUS) SERVICES		0.090			0.090

AU	Administrative Unit	Programme	CURRENT	CAPITAL	LEND	REPAY	TOTAL
409.01	B/hang	DIAGNOSTIC & CURATIVE (HOSPITALS & BHUS) SERVICES	29.741	16.926			46.667
414.07	GWG:GONG	DIAGNOSTIC & CURATIVE (HOSPITALS & BHUS) SERVICES		0.020			0.020
404.03	GWG:BIRU	DIAGNOSTIC & CURATIVE (HOSPITALS & BHUS) SERVICES		1.218			1.218
412.04	GWG:LGL	DIAGNOSTIC & CURATIVE (HOSPITALS & BHUS) SERVICES		0.569			0.569
401.11	GWG:MKG	DIAGNOSTIC & CURATIVE (HOSPITALS & BHUS) SERVICES		0.125			0.125
416.09	GWG:DEO	DIAGNOSTIC & CURATIVE (HOSPITALS & BHUS) SERVICES		0.100			0.100
417.07	GWG:LUMANG	DIAGNOSTIC & CURATIVE (HOSPITALS & BHUS) SERVICES		0.200			0.200
403.04	GWG:DOT	DIAGNOSTIC & CURATIVE (HOSPITALS & BHUS) SERVICES		0.242			0.242
420.05	GWG:RAMJAR	DIAGNOSTIC & CURATIVE (HOSPITALS & BHUS) SERVICES		0.060			0.060
411.01	Z/gang	DIAGNOSTIC & CURATIVE (HOSPITALS & BHUS) SERVICES	47.994	21.605			69.599
411.04	GWG:NANG	DIAGNOSTIC & CURATIVE (HOSPITALS & BHUS) SERVICES		0.530			0.530
407.01	P/kha	DIAGNOSTIC & CURATIVE (HOSPITALS & BHUS) SERVICES	41.402	2.940			44.342
412.01	T/gsa	DIAGNOSTIC & CURATIVE (HOSPITALS & BHUS) SERVICES	29.924	4.394			34.317
401.10	GWG:LGG	DIAGNOSTIC & CURATIVE (HOSPITALS & BHUS) SERVICES		0.618			0.618
407.03	GWG:GOEN	DIAGNOSTIC & CURATIVE (HOSPITALS & BHUS) SERVICES		0.100			0.100

AU	Administrative Unit	Programme	CURRENT	CAPITAL	LEND	REPAY	TOTAL
408.01	W/du	DIAGNOSTIC & CURATIVE (HOSPITALS & BHUS) SERVICES	54.650	17.973			72.623
416.05	GWG:W/PHU	DIAGNOSTIC & CURATIVE (HOSPITALS & BHUS) SERVICES		0.450			0.450
402.02	GWG:BJE	DIAGNOSTIC & CURATIVE (HOSPITALS & BHUS) SERVICES		0.213			0.213
419.05	GWG:LUNANA	DIAGNOSTIC & CURATIVE (HOSPITALS & BHUS) SERVICES		0.344			0.344
416.10	GWG:ORONG	DIAGNOSTIC & CURATIVE (HOSPITALS & BHUS) SERVICES		0.220			0.220
406.01	Dagana	DIAGNOSTIC & CURATIVE (HOSPITALS & BHUS) SERVICES	47.914	12.327			60.241
403.01	Paro	DIAGNOSTIC & CURATIVE (HOSPITALS & BHUS) SERVICES	51.058	15.785			66.843
401.01	C/kha	DIAGNOSTIC & CURATIVE (HOSPITALS & BHUS) SERVICES	63.097	15.104			78.200
402.01	Haa	DIAGNOSTIC & CURATIVE (HOSPITALS & BHUS) SERVICES	19.836	3.158			22.994
412.05	GWG:NUBI	DIAGNOSTIC & CURATIVE (HOSPITALS & BHUS) SERVICES		0.262			0.262
404.02	GWG:BARA	DIAGNOSTIC & CURATIVE (HOSPITALS & BHUS) SERVICES		1.154			1.154
418.08	GWG:MEWANG	DIAGNOSTIC & CURATIVE (HOSPITALS & BHUS) SERVICES		0.200			0.200
413.05	GWG:KUR-GA	DIAGNOSTIC & CURATIVE (HOSPITALS & BHUS) SERVICES		0.208			0.208
414.01	M/gar	DIAGNOSTIC & CURATIVE (HOSPITALS & BHUS) SERVICES	35.767	17.501			53.268
414.10	GWG:MONGGA	DIAGNOSTIC & CURATIVE (HOSPITALS & BHUS) SERVICES		0.399			0.399

AU	Administrative Unit	Programme	CURRENT	CAPITAL	LEND	REPAY	TOTAL
418.04	GWG:DAGALA	DIAGNOSTIC & CURATIVE (HOSPITALS & BHUS) SERVICES		0.225			0.225
413.04	GWG:KHO	DIAGNOSTIC & CURATIVE (HOSPITALS & BHUS) SERVICES		0.695			0.695
410.10	GWG:UML	DIAGNOSTIC & CURATIVE (HOSPITALS & BHUS) SERVICES		0.410			0.410
401.05	GWG:DAG	DIAGNOSTIC & CURATIVE (HOSPITALS & BHUS) SERVICES		0.858			0.858
414.16	GWG:T/LING	DIAGNOSTIC & CURATIVE (HOSPITALS & BHUS) SERVICES		0.150			0.150
409.03	GWG:CHHUME	DIAGNOSTIC & CURATIVE (HOSPITALS & BHUS) SERVICES		0.300			0.300
413.01	L/tse	DIAGNOSTIC & CURATIVE (HOSPITALS & BHUS) SERVICES	32.442	4.525			36.967
414.09	GWG:K/KHAR	DIAGNOSTIC & CURATIVE (HOSPITALS & BHUS) SERVICES		0.200			0.200
404.12	GWG:NAINI	DIAGNOSTIC & CURATIVE (HOSPITALS & BHUS) SERVICES		0.683			0.683
416.01	S/Jongkhar	DIAGNOSTIC & CURATIVE (HOSPITALS & BHUS) SERVICES	36.606	12.875			49.480
418.09	GWG:NARO	DIAGNOSTIC & CURATIVE (HOSPITALS & BHUS) SERVICES		0.049			0.049
413.02	GWG:GANG	DIAGNOSTIC & CURATIVE (HOSPITALS & BHUS) SERVICES		0.716			0.716
417.03	GWG:BIDUNG	DIAGNOSTIC & CURATIVE (HOSPITALS & BHUS) SERVICES		0.050			0.050
417.04	GWG:K/LUNG	DIAGNOSTIC & CURATIVE (HOSPITALS & BHUS) SERVICES		0.080			0.080
410.01	S/pang	DIAGNOSTIC & CURATIVE (HOSPITALS & BHUS) SERVICES	36.693	7.008			43.701

AU	Administrative Unit	Programme	CURRENT	CAPITAL	LEND	REPAY	TOTAL
410.06	GWG:TTHANG	DIAGNOSTIC & CURATIVE (HOSPITALS & BHUS) SERVICES		0.015			0.015
419.01	Gasa	DIAGNOSTIC & CURATIVE (HOSPITALS & BHUS) SERVICES	10.614	4.124			14.738
208.01	MOH	DIAGNOSTIC & CURATIVE (HOSPITALS & BHUS) SERVICES	720.998	562.597			1,283.594
410.08	GWG:GL	DIAGNOSTIC & CURATIVE (HOSPITALS & BHUS) SERVICES		0.161			0.161
401.08	GWG:DUG	DIAGNOSTIC & CURATIVE (HOSPITALS & BHUS) SERVICES		0.050			0.050
414.15	GWG:T/RONG	DIAGNOSTIC & CURATIVE (HOSPITALS & BHUS) SERVICES		0.050			0.050
420.01	T/Yangtse	DIAGNOSTIC & CURATIVE (HOSPITALS & BHUS) SERVICES	31.046	1.611			32.657
414.17	GWG:T/MANG	DIAGNOSTIC & CURATIVE (HOSPITALS & BHUS) SERVICES		0.050			0.050
414.05	GWG:D/TSE	DIAGNOSTIC & CURATIVE (HOSPITALS & BHUS) SERVICES		0.250			0.250
411.09	GWG:G/SHIN	DIAGNOSTIC & CURATIVE (HOSPITALS & BHUS) SERVICES		0.800			0.800
410.04	GWG:DG	DIAGNOSTIC & CURATIVE (HOSPITALS & BHUS) SERVICES		0.268			0.268
415.05	GWG:KHAR	DIAGNOSTIC & CURATIVE (HOSPITALS & BHUS) SERVICES		0.420			0.420
419.02	GWG:KHAME	DIAGNOSTIC & CURATIVE (HOSPITALS & BHUS) SERVICES		0.147			0.147
404.06	GWG:DEN	DIAGNOSTIC & CURATIVE (HOSPITALS & BHUS) SERVICES		2.708			2.708
412.02	GWG:DTG	DIAGNOSTIC & CURATIVE (HOSPITALS & BHUS) SERVICES		0.719			0.719

AU	Administrative Unit	Programme	CURRENT	CAPITAL	LEND	REPAY	TOTAL
417.16	GWG:UZU	DIAGNOSTIC & CURATIVE (HOSPITALS & BHUS) SERVICES		0.672			0.672
405.01	T/rang	DIAGNOSTIC & CURATIVE (HOSPITALS & BHUS) SERVICES	37.399	1.299			38.698
415.01	P/Gatshel	DIAGNOSTIC & CURATIVE (HOSPITALS & BHUS) SERVICES	43.288	5.197			48.485
417.02	GWG:BAR	DIAGNOSTIC & CURATIVE (HOSPITALS & BHUS) SERVICES		0.100			0.100
412.06	GWG:TGI	DIAGNOSTIC & CURATIVE (HOSPITALS & BHUS) SERVICES		0.874			0.874
415.03	GWG:CHHIM	DIAGNOSTIC & CURATIVE (HOSPITALS & BHUS) SERVICES		0.360			0.360
419.04	GWG:LAYA	DIAGNOSTIC & CURATIVE (HOSPITALS & BHUS) SERVICES		0.520			0.520
404.08	GWG:DUM	DIAGNOSTIC & CURATIVE (HOSPITALS & BHUS) SERVICES		0.254			0.254
410.02	GWG:SAMT	DIAGNOSTIC & CURATIVE (HOSPITALS & BHUS) SERVICES		1.010			1.010
417.13	GWG:S/KHAR	DIAGNOSTIC & CURATIVE (HOSPITALS & BHUS) SERVICES		0.100			0.100
417.14	GWG:S/PHU	DIAGNOSTIC & CURATIVE (HOSPITALS & BHUS) SERVICES		0.222			0.222
404.01	S/tse	DIAGNOSTIC & CURATIVE (HOSPITALS & BHUS) SERVICES	86.157	8.436			94.593
414.04	GWG:CHAS	DIAGNOSTIC & CURATIVE (HOSPITALS & BHUS) SERVICES		0.650			0.650
404.07	GWG:DOR	DIAGNOSTIC & CURATIVE (HOSPITALS & BHUS) SERVICES		0.317			0.317
409.05	GWG:URA	DIAGNOSTIC & CURATIVE (HOSPITALS & BHUS) SERVICES		0.150			0.150

AU	Administrative Unit	Programme	CURRENT	CAPITAL	LEND	REPAY	TOTAL
419.03	GWG:KHATOE	DIAGNOSTIC & CURATIVE (HOSPITALS & BHUS) SERVICES		0.100			0.100
418.01	T/phu	DIAGNOSTIC & CURATIVE (HOSPITALS & BHUS) SERVICES	14.024	3.658			17.683
417.01	T/gang	DIAGNOSTIC & CURATIVE (HOSPITALS & BHUS) SERVICES	98.118	34.205			132.323
410.03	GWG:CHUZ	DIAGNOSTIC & CURATIVE (HOSPITALS & BHUS) SERVICES		0.736			0.736
208.01	MOH	HEALTH POLICY DIRECTION SERVICES	92.691	84.191			176.882
420.08	GWG:YLLANG	HEALTH MANAGEMENT SERVICES		0.470			0.470
420.04	GWG:K/DANG	HEALTH MANAGEMENT SERVICES		1.740			1.740
420.09	GWG:YANGT	HEALTH MANAGEMENT SERVICES		0.482			0.482
417.02	GWG:BAR	HEALTH MANAGEMENT SERVICES		0.120			0.120
415.01	P/Gatshel	HEALTH MANAGEMENT SERVICES	1.412				1.412
420.03	GWG:JKHAR	HEALTH MANAGEMENT SERVICES		0.792			0.792
420.07	GWG:TSHANG	HEALTH MANAGEMENT SERVICES		0.950			0.950
420.02	GWG:BLING	HEALTH MANAGEMENT SERVICES		1.175			1.175
420.05	GWG:RAMJAR	HEALTH MANAGEMENT SERVICES		0.100			0.100
122.01	BNCA	NARCOTIC CONTROL SERVICES	15.437	4.589			20.026
202.01	MOF	HEALTH MANAGEMENT SERVICES	56.206	55.027			111.233
		Total	2,732.031	1,371.164	-	-	4,103.195
		Other Economic Services	369.764	808.412	-	-	1,178.177
131.01	BSB	STANDARD & QUALITY CONTROL SERVICES	26.904	3.455			30.359
210.01	MLHR	HUMAN RESOURCES DEVELOPMENT SERVICES	139.209	169.725			308.934
206.01	MWHS	CONSTRUCTION DEVELOPMENT SERVICES	13.645	7.302			20.947

AU	Administrative Unit	Programme	CURRENT	CAPITAL	LEND	REPAY	TOTAL
418.01	T/phu	ENGINEERING CELL	10.251	53.267			63.518
205.01	MEA	TRADE SERVICES	22.191	48.583			70.774
126.01	TCB	TOURISM COUNCIL SERVICES	57.739	59.893			117.633
210.01	MLHR	OCCUPATIONAL STANDARDS SERVICES	7.529	12.313			19.842
210.01	MLHR	LABOUR SERVICES	23.485	4.148			27.633
210.01	MLHR	EMPLOYMENT SERVICES	40.312	272.166			312.478
202.01	MOF	EMPLOYMENT SERVICES	28.498	177.561			206.059
		Total	369.764	808.412			1,178.177
		Housing, Community and Amenity Services	502.943	1,707.065	-		2,210.008
206.01	MWHS	ENGINEERING SERVICES	46.628	276.261			322.889
206.01	MWHS	URBAN PLANNING AND DEVELOPMENT SERVICES	24.946	40.203			65.149
404.13	GWG:PUG	URBAN INFRASTRUCTURE DEVELOPMENT & SUSPENSION BRIDGE SERVICES		0.381			0.381
410.01	S/pang	URBAN INFRASTRUCTURE DEVELOPMENT & SUSPENSION BRIDGE SERVICES	15.549	22.576			38.125
416.02	GWG:PTHANG	URBAN INFRASTRUCTURE DEVELOPMENT & SUSPENSION BRIDGE SERVICES		1.011			1.011
410.13	GWG:SERZ	URBAN INFRASTRUCTURE DEVELOPMENT & SUSPENSION BRIDGE SERVICES		1.753			1.753
416.09	GWG:DEO	URBAN INFRASTRUCTURE DEVELOPMENT & SUSPENSION BRIDGE SERVICES		1.135			1.135
416.06	GWG:L/PHU	URBAN INFRASTRUCTURE DEVELOPMENT & SUSPENSION BRIDGE SERVICES		1.004			1.004
406.10	GWG:T/GANG	URBAN INFRASTRUCTURE DEVELOPMENT & SUSPENSION BRIDGE SERVICES		0.650			0.650
409.02	GWG:CHHOEK	URBAN INFRASTRUCTURE DEVELOPMENT & SUSPENSION BRIDGE SERVICES		0.280			0.280

AU	Administrative Unit	Programme	CURRENT	CAPITAL	LEND	REPAY	TOTAL
419.01	Gasa	URBAN INFRASTRUCTURE DEVELOPMENT & SUSPENSION BRIDGE SERVICES	7.157	21.141			28.298
409.01	B/thang	URBAN INFRASTRUCTURE DEVELOPMENT & SUSPENSION BRIDGE SERVICES	11.770	12.774			24.544
417.06	GWG:K/LING	URBAN INFRASTRUCTURE DEVELOPMENT & SUSPENSION BRIDGE SERVICES		2.000			2.000
414.01	M/gar	URBAN INFRASTRUCTURE DEVELOPMENT & SUSPENSION BRIDGE SERVICES	26.844	46.828			73.672
402.01	Haa	URBAN INFRASTRUCTURE DEVELOPMENT & SUSPENSION BRIDGE SERVICES	9.940	24.124			34.065
416.03	GWG:PTHANG	URBAN INFRASTRUCTURE DEVELOPMENT & SUSPENSION BRIDGE SERVICES		1.155			1.155
409.04	GWG:TANG	URBAN INFRASTRUCTURE DEVELOPMENT & SUSPENSION BRIDGE SERVICES		2.991			2.991
420.02	GWG:B/LING	URBAN INFRASTRUCTURE DEVELOPMENT & SUSPENSION BRIDGE SERVICES		2.759			2.759
416.01	S/Jongkhar	URBAN INFRASTRUCTURE DEVELOPMENT & SUSPENSION BRIDGE SERVICES	15.985	30.709			46.694
413.01	L/ise	URBAN INFRASTRUCTURE DEVELOPMENT & SUSPENSION BRIDGE SERVICES	11.986	50.267			62.253
415.01	P/Gatshei	URBAN INFRASTRUCTURE DEVELOPMENT & SUSPENSION BRIDGE SERVICES	13.900	60.648			74.548
416.11	GWG:SG	URBAN INFRASTRUCTURE DEVELOPMENT & SUSPENSION BRIDGE SERVICES		0.196			0.196
405.01	T/rang	URBAN INFRASTRUCTURE DEVELOPMENT & SUSPENSION BRIDGE SERVICES	18.744	37.838			56.582
410.08	GWG:GL	URBAN INFRASTRUCTURE DEVELOPMENT & SUSPENSION BRIDGE SERVICES		0.040			0.040
420.01	T/Yangtse	URBAN INFRASTRUCTURE DEVELOPMENT & SUSPENSION BRIDGE SERVICES	17.168	76.386			93.554

AU	Administrative Unit	Programme	CURRENT	CAPITAL	LEND	REPAY	TOTAL
401.01	C/kha	URBAN INFRASTRUCTURE DEVELOPMENT & SUSPENSION BRIDGE SERVICES	14.467	14.553			29.020
403.01	Paro	URBAN INFRASTRUCTURE DEVELOPMENT & SUSPENSION BRIDGE SERVICES	24.851	38.392			63.243
406.01	Dagana	URBAN INFRASTRUCTURE DEVELOPMENT & SUSPENSION BRIDGE SERVICES	12.846	34.256			47.102
417.08	GWG:MERAK	URBAN INFRASTRUCTURE DEVELOPMENT & SUSPENSION BRIDGE SERVICES		0.400			0.400
412.01	T/gsa	URBAN INFRASTRUCTURE DEVELOPMENT & SUSPENSION BRIDGE SERVICES	12.115	29.064			41.179
411.01	Z/gang	URBAN INFRASTRUCTURE DEVELOPMENT & SUSPENSION BRIDGE SERVICES	14.519	16.245			30.764
411.04	GWG:NANG	URBAN INFRASTRUCTURE DEVELOPMENT & SUSPENSION BRIDGE SERVICES		0.150			0.150
416.05	GWG:W/PHU	URBAN INFRASTRUCTURE DEVELOPMENT & SUSPENSION BRIDGE SERVICES		2.359			2.359
408.01	W/dué	URBAN INFRASTRUCTURE DEVELOPMENT & SUSPENSION BRIDGE SERVICES	27.187	19.850			47.037
407.01	P/kha	URBAN INFRASTRUCTURE DEVELOPMENT & SUSPENSION BRIDGE SERVICES	18.200	47.323			65.523
407.03	GWG:GOEN	URBAN INFRASTRUCTURE DEVELOPMENT & SUSPENSION BRIDGE SERVICES		0.100			0.100
418.01	T/phu	URBAN INFRASTRUCTURE DEVELOPMENT & SUSPENSION BRIDGE SERVICES		0.192			0.192
408.07	GWG:GASEW	URBAN INFRASTRUCTURE DEVELOPMENT & SUSPENSION BRIDGE SERVICES		0.500			0.500
404.01	S/tse	URBAN INFRASTRUCTURE DEVELOPMENT & SUSPENSION BRIDGE SERVICES	26.093	56.033			82.126
409.05	GWG:URA	URBAN INFRASTRUCTURE DEVELOPMENT & SUSPENSION BRIDGE SERVICES		1.216			1.216

AU	Administrative Unit	Programme	CURRENT	CAPITAL	LEND	REPAY	TOTAL
417.01	T/gang	URBAN INFRASTRUCTURE DEVELOPMENT & SUSPENSION BRIDGE SERVICES	26.646	51.340			77.986
202.01	MOF	URBAN PLANNING AND DEVELOPMENT SERVICES	105.402	679.981			785.383
		Total	502.943	1,707.065	-	-	2,210.008
		Recreation, Culture and Religious Services	790.320	1,513.764	-	-	2,304.083
404.13	GWG:PUG	RELIGION & CULTURAL SERVICES	0.050	2.466			2.516
417.05	GWG:K/PARA	RELIGION & CULTURAL SERVICES	0.030				0.030
415.11	GWG:NANONG	RELIGION & CULTURAL SERVICES	0.030	1.590			1.620
408.12	GWG:PHOBI	RELIGION & CULTURAL SERVICES	0.030				0.030
401.06	GWG:GTG	RELIGION & CULTURAL SERVICES	0.030	5.580			5.610
201.01	MHCA	RELIGION & CULTURAL SERVICES	122.096	552.774			674.871
406.06	GWG:KANA	RELIGION & CULTURAL SERVICES	0.030	1.150			1.180
405.13	GWG:TGR	RELIGION & CULTURAL SERVICES	0.030	0.657			0.687
403.05	GWG:HOR	RELIGION & CULTURAL SERVICES	0.030	0.500			0.530
404.04	GWG:CHAR	RELIGION & CULTURAL SERVICES	0.099	0.149			0.248
418.02	GWG:SOE	RELIGION & CULTURAL SERVICES	0.020				0.020
416.04	GWG:GOMDAR	RELIGION & CULTURAL SERVICES	0.030	0.100			0.130
403.10	GWG:TSE	RELIGION & CULTURAL SERVICES	0.050	1.111			1.161
409.02	GWG:CHHOEK	RELIGION & CULTURAL SERVICES	0.050	3.450			3.500
413.07	GWG:MINBI	RELIGION & CULTURAL SERVICES	0.030	1.195			1.225
415.07	GWG:YUR	RELIGION & CULTURAL SERVICES	0.030	0.650			0.680
412.03	GWG:KPU	RELIGION & CULTURAL SERVICES	0.030				0.030
408.14	GWG:SEPHU	RELIGION & CULTURAL SERVICES	0.030	0.269			0.299
420.06	GWG:TOETS	RELIGION & CULTURAL SERVICES	0.030	1.910			1.940

AU	Administrative Unit	Programme	CURRENT	CAPITAL	LEND	REPAY	TOTAL
415.10	GWG:NORB	RELIGION & CULTURAL SERVICES	0.030	0.422			0.452
410.13	GWG:SERZ	RELIGION & CULTURAL SERVICES	0.030	0.500			0.530
401.04	GWG:CHG	RELIGION & CULTURAL SERVICES	0.050	2.911			2.961
406.02	GWG:DOR	RELIGION & CULTURAL SERVICES	0.020	1.962			1.982
408.09	GWG:NAHI	RELIGION & CULTURAL SERVICES	0.020	0.254			0.274
404.11	GWG:TEN	RELIGION & CULTURAL SERVICES	0.062	1.253			1.315
403.04	GWG:DOT	RELIGION & CULTURAL SERVICES	0.030	0.609			0.639
412.04	GWG:LGL	RELIGION & CULTURAL SERVICES	0.030	0.568			0.598
402.04	GWG:SBY	RELIGION & CULTURAL SERVICES	0.020	1.696			1.716
416.06	GWG:LPHU	RELIGION & CULTURAL SERVICES	0.020	0.806			0.826
401.11	GWG:MKG	RELIGION & CULTURAL SERVICES	0.020	0.130			0.150
411.05	GWG:NGANG	RELIGION & CULTURAL SERVICES	0.030				0.030
406.09	GWG:T/DING	RELIGION & CULTURAL SERVICES	0.030				0.030
403.11	GWG:WAN	RELIGION & CULTURAL SERVICES	0.050	0.500			0.550
407.09	GWG:TEO	RELIGION & CULTURAL SERVICES	0.030				0.030
417.07	GWG:LUMANG	RELIGION & CULTURAL SERVICES	0.050	3.680			3.730
411.04	GWG:NANG	RELIGION & CULTURAL SERVICES	0.030	0.991			1.021
406.11	GWG:T/KHA	RELIGION & CULTURAL SERVICES	0.030	1.324			1.354
403.01	Paro	RELIGION & CULTURAL SERVICES	7.916	22.001			29.916
411.08	GWG:TRONG	RELIGION & CULTURAL SERVICES	0.050	1.299			1.349
407.12	GWG:TOEP	RELIGION & CULTURAL SERVICES	0.030				0.030
402.06	GWG:USE	RELIGION & CULTURAL SERVICES	0.030	2.063			2.093
417.12	GWG:SAKTEN	RELIGION & CULTURAL SERVICES	0.062	1.060			1.122
408.05	GWG:GANG	RELIGION & CULTURAL SERVICES	0.030				0.030

AU	Administrative Unit	Programme	CURRENT	CAPITAL	LEND	REPAY	TOTAL
416.03	GWG:PTHANG	RELIGION & CULTURAL SERVICES	0.030	0.784			0.814
406.08	GWG:LAJA	RELIGION & CULTURAL SERVICES	0.036	0.301			0.337
418.08	GWG:MEWANG	RELIGION & CULTURAL SERVICES	0.050	0.561			0.611
409.04	GWG:TANG	RELIGION & CULTURAL SERVICES	0.030	0.927			0.957
415.09	GWG:D/LING	RELIGION & CULTURAL SERVICES	0.030	2.168			2.198
412.05	GWG:NUBI	RELIGION & CULTURAL SERVICES	0.030	2.650			2.680
406.04	GWG:GESAR	RELIGION & CULTURAL SERVICES	0.030	0.489			0.519
418.04	GWG:DAGALA	RELIGION & CULTURAL SERVICES	0.030	0.592			0.622
414.01	M/gar	RELIGION & CULTURAL SERVICES	1.987	51.990			53.977
404.14	GWG:SAM	RELIGION & CULTURAL SERVICES	0.050	0.500			0.550
410.10	GWG:UML	RELIGION & CULTURAL SERVICES		0.953			0.953
414.10	GWG:MONGGA	RELIGION & CULTURAL SERVICES	0.050	0.156			0.205
418.07	GWG:L/SHI	RELIGION & CULTURAL SERVICES	0.020	0.988			1.008
417.06	GWG:K/LING	RELIGION & CULTURAL SERVICES	0.050	3.820			3.870
418.09	GWG:NARO	RELIGION & CULTURAL SERVICES	0.020	1.500			1.520
409.03	GWG:CHHUME	RELIGION & CULTURAL SERVICES	0.050	1.560			1.610
414.16	GWG:T/LING	RELIGION & CULTURAL SERVICES	0.030	1.950			1.980
405.03	GWG:DUG	RELIGION & CULTURAL SERVICES	0.030	0.500			0.530
416.01	S/Jongkhar	RELIGION & CULTURAL SERVICES	1.359	9.628			10.987
417.03	GWG:BIDUNG	RELIGION & CULTURAL SERVICES	0.025	1.100			1.125
407.05	GWG:KAB	RELIGION & CULTURAL SERVICES	0.030	0.236			0.266
420.09	GWG:YANGT	RELIGION & CULTURAL SERVICES	0.030	0.250			0.280
416.02	GWG:PTHANG	RELIGION & CULTURAL SERVICES	0.050	0.055			0.105
410.06	GWG:TTHANG	RELIGION & CULTURAL SERVICES	0.020	0.100			0.120

AU	Administrative Unit	Programme	CURRENT	CAPITAL	LEND	REPAY	TOTAL
401.07	GWG:LKG	RELIGION & CULTURAL SERVICES	0.050	4.306			4.356
406.05	GWG:GOSH	RELIGION & CULTURAL SERVICES	0.030	1.890			1.920
417.04	GWG:KLUNG	RELIGION & CULTURAL SERVICES	0.050	0.500			0.550
405.04	GWG:BAG	RELIGION & CULTURAL SERVICES	0.020				0.020
417.10	GWG:PAMEY	RELIGION & CULTURAL SERVICES	0.030	0.800			0.830
402.05	GWG:SAM	RELIGION & CULTURAL SERVICES	0.030	1.000			1.030
408.06	GWG:GASEG	RELIGION & CULTURAL SERVICES	0.030				0.030
407.11	GWG:BAAP	RELIGION & CULTURAL SERVICES	0.050	0.320			0.370
417.11	GWG:RADHI	RELIGION & CULTURAL SERVICES	0.050	2.150			2.200
419.02	GWG:KHAME	RELIGION & CULTURAL SERVICES	0.020	4.362			4.382
416.07	GWG:LAURI	RELIGION & CULTURAL SERVICES	0.030				0.030
406.12	GWG:TEZA	RELIGION & CULTURAL SERVICES	0.030	0.400			0.430
404.06	GWG:DEN	RELIGION & CULTURAL SERVICES	0.030	0.323			0.353
405.07	GWG:KIG	RELIGION & CULTURAL SERVICES	0.030				0.030
414.05	GWG:D/TSE	RELIGION & CULTURAL SERVICES	0.030	0.100			0.130
411.09	GWG:G/SHIN	RELIGION & CULTURAL SERVICES	0.030	0.409			0.439
412.06	GWG:TGI	RELIGION & CULTURAL SERVICES	0.030	0.835			0.865
417.02	GWG:BAR	RELIGION & CULTURAL SERVICES	0.030	2.100			2.130
408.02	GWG:BJE	RELIGION & CULTURAL SERVICES	0.030	2.470			2.500
414.18	GWG:NARANG	RELIGION & CULTURAL SERVICES	0.030	0.660			0.690
405.12	GWG:TSG	RELIGION & CULTURAL SERVICES	0.030	0.251			0.281
413.08	GWG:METSJO	RELIGION & CULTURAL SERVICES	0.030	1.022			1.052
414.14	GWG:SILAM	RELIGION & CULTURAL SERVICES	0.030	3.000			3.030
415.01	P/Gatshel	RELIGION & CULTURAL SERVICES	1.820	52.287			54.107

AU	Administrative Unit	Programme	CURRENT	CAPITAL	LEND	REPAY	TOTAL
401.09	GWG:GLG	RELIGION & CULTURAL SERVICES	0.050	3.916			3.966
407.08	GWG:TALO	RELIGION & CULTURAL SERVICES	0.030	0.100			0.130
403.09	GWG:SHA	RELIGION & CULTURAL SERVICES	0.050	0.500			0.550
410.11	GWG:SINGHI	RELIGION & CULTURAL SERVICES	0.020	0.100			0.120
403.06	GWG:LAN	RELIGION & CULTURAL SERVICES	0.050	1.200			1.250
407.04	GWG:GUMA	RELIGION & CULTURAL SERVICES	0.050	0.489			0.539
414.11	GWG:NGAT	RELIGION & CULTURAL SERVICES	0.035	2.995			3.030
408.13	GWG:RUEP	RELIGION & CULTURAL SERVICES	0.030	0.277			0.307
420.08	GWG:YLLANG	RELIGION & CULTURAL SERVICES	0.030	1.340			1.370
415.12	GWG:C/LING	RELIGION & CULTURAL SERVICES	0.020	1.984			2.004
408.08	GWG:KAZHI	RELIGION & CULTURAL SERVICES	0.030	0.565			0.595
417.09	GWG:YNEER	RELIGION & CULTURAL SERVICES	0.030	1.100			1.130
405.09	GWG:PAT	RELIGION & CULTURAL SERVICES	0.030	1.500			1.530
418.05	GWG:GATEY	RELIGION & CULTURAL SERVICES	0.328	1.605			1.933
409.01	B/thang	RELIGION & CULTURAL SERVICES	1.472	29.353			30.826
418.06	GWG:KAWANG	RELIGION & CULTURAL SERVICES	0.030	0.366			0.396
408.15	GWG:ATHANG	RELIGION & CULTURAL SERVICES	0.020	0.800			0.820
414.13	GWG:SHER	RELIGION & CULTURAL SERVICES	0.030	0.500			0.530
404.16	GWG:TAD	RELIGION & CULTURAL SERVICES	0.050				0.050
414.12	GWG:SALENG	RELIGION & CULTURAL SERVICES	0.030	1.625			1.655
404.15	GWG:SIP	RELIGION & CULTURAL SERVICES	0.050	0.200			0.250
413.06	GWG:MINJAY	RELIGION & CULTURAL SERVICES	0.030	0.788			0.818
416.09	GWG:DEO	RELIGION & CULTURAL SERVICES	0.050	0.800			0.850
407.02	GWG:CHHU	RELIGION & CULTURAL SERVICES	0.030				0.030

AU	Administrative Unit	Programme	CURRENT	CAPITAL	LEND	REPAY	TOTAL
408.16	GWG:THEDT	RELIGION & CULTURAL SERVICES	0.030	1.600			1.630
411.03	GWG:BJOKA	RELIGION & CULTURAL SERVICES	0.020	2.361			2.381
414.07	GWG:GONG	RELIGION & CULTURAL SERVICES	0.030	0.350			0.380
420.04	GWG:K/DANG	RELIGION & CULTURAL SERVICES	0.050	0.350			0.400
406.14	GWG:LKHA	RELIGION & CULTURAL SERVICES	0.030	0.804			0.834
404.03	GWG:BIRU	RELIGION & CULTURAL SERVICES	0.050	0.240			0.290
401.02	GWG:SPS	RELIGION & CULTURAL SERVICES	0.050				0.050
415.08	GWG:ZOB	RELIGION & CULTURAL SERVICES	0.030	0.731			0.761
403.02	GWG:DOB	RELIGION & CULTURAL SERVICES	0.050	0.600			0.650
408.04	GWG:DAGA	RELIGION & CULTURAL SERVICES	0.030	1.606			1.636
415.03	GWG:CHHIM	RELIGION & CULTURAL SERVICES	0.020	2.571			2.591
410.02	GWG:SAMT	RELIGION & CULTURAL SERVICES	0.030	0.680			0.710
419.04	GWG:LAYA	RELIGION & CULTURAL SERVICES	0.020	1.695			1.715
406.10	GWG:T/GANG	RELIGION & CULTURAL SERVICES	0.030	0.430			0.460
414.03	GWG:CHALI	RELIGION & CULTURAL SERVICES	0.030	0.313			0.343
404.08	GWG:DUM	RELIGION & CULTURAL SERVICES	0.030	0.550			0.580
402.07	GWG:GYG	RELIGION & CULTURAL SERVICES	0.030	2.163			2.193
411.07	GWG:S/KHAR	RELIGION & CULTURAL SERVICES	0.030	0.079			0.109
417.13	GWG:S/KHAR	RELIGION & CULTURAL SERVICES	0.030	1.250			1.280
405.05	GWG:GOG	RELIGION & CULTURAL SERVICES	0.030	0.394			0.424
413.03	GWG:JAREY	RELIGION & CULTURAL SERVICES	0.030	1.467			1.497
403.08	GWG:NAJ	RELIGION & CULTURAL SERVICES	0.050	3.550			3.600
407.06	GWG:LING	RELIGION & CULTURAL SERVICES	0.020	1.728			1.748
410.01	Sipang	RELIGION & CULTURAL SERVICES	1.219	11.048			12.268
403.07	GWG:LUN	RELIGION & CULTURAL SERVICES	0.030	0.500			0.530

AU	Administrative Unit	Programme	CURRENT	CAPITAL	LEND	REPAY	TOTAL
413.02	GWG:GANG	RELIGION & CULTURAL SERVICES	0.030	2.783			2.813
408.03	GWG:DAN	RELIGION & CULTURAL SERVICES	0.030	0.850			0.880
414.17	GWG:TMANG	RELIGION & CULTURAL SERVICES	0.030	0.934			0.964
411.02	GWG:BARDO	RELIGION & CULTURAL SERVICES	0.030	10.766			10.796
401.08	GWG:DUG	RELIGION & CULTURAL SERVICES	0.020				0.020
405.02	GWG:BEG	RELIGION & CULTURAL SERVICES	0.030	0.933			0.963
414.15	GWG:TTRONG	RELIGION & CULTURAL SERVICES	0.030	1.000			1.030
410.08	GWG:GL	RELIGION & CULTURAL SERVICES	0.030	0.298			0.328
419.01	Gasa	RELIGION & CULTURAL SERVICES	2.764	30.495			33.259
420.01	T/Yangtse	RELIGION & CULTURAL SERVICES	1.691	11.022			12.712
414.08	GWG:JUR	RELIGION & CULTURAL SERVICES	0.030	1.600			1.630
420.03	GWG:JKHAR	RELIGION & CULTURAL SERVICES	0.030	0.250			0.280
410.04	GWG:DG	RELIGION & CULTURAL SERVICES	0.050	2.964			3.014
415.05	GWG:KHAR	RELIGION & CULTURAL SERVICES	0.030	2.472			2.502
413.05	GWG:KUR-GA	RELIGION & CULTURAL SERVICES	0.030	2.063			2.093
413.04	GWG:KHO	RELIGION & CULTURAL SERVICES	0.030	0.577			0.607
407.07	GWG:SHE	RELIGION & CULTURAL SERVICES	0.030	0.500			0.530
406.03	GWG:DRU	RELIGION & CULTURAL SERVICES	0.030				0.030
418.03	GWG:CHANG	RELIGION & CULTURAL SERVICES	0.050	2.596			2.646
420.07	GWG:TSHANG	RELIGION & CULTURAL SERVICES	0.030	0.500			0.530
401.05	GWG:DAG	RELIGION & CULTURAL SERVICES	0.020	1.945			1.965
413.09	GWG:TGA	RELIGION & CULTURAL SERVICES	0.030	2.300			2.330
404.02	GWG:BARA	RELIGION & CULTURAL SERVICES	0.050				0.050
405.11	GWG:SHG	RELIGION & CULTURAL SERVICES	0.030	1.000			1.030

AU	Administrative Unit	Programme	CURRENT	CAPITAL	LEND	REPAY	TOTAL
403.03	GWG:DOG	RELIGION & CULTURAL SERVICES	0.030	1.010			1.040
417.15	GWG:TSHING	RELIGION & CULTURAL SERVICES	0.030	1.142			1.172
408.10	GWG:NYISHO	RELIGION & CULTURAL SERVICES	0.030				0.030
414.09	GWG:K/KHAR	RELIGION & CULTURAL SERVICES	0.030	2.300			2.330
408.11	GWG:PHANG	RELIGION & CULTURAL SERVICES	0.030	0.600			0.630
404.12	GWG:NAINI	RELIGION & CULTURAL SERVICES	0.030	1.766			1.796
413.01	L/tse	RELIGION & CULTURAL SERVICES	2.150	62.733			64.883
410.07	GWG:GELE	RELIGION & CULTURAL SERVICES	0.050	0.484			0.534
420.02	GWG:B/LING	RELIGION & CULTURAL SERVICES	0.030	0.700			0.730
415.06	GWG:SHUMER	RELIGION & CULTURAL SERVICES	0.050	3.608			3.658
405.10	GWG:PGC	RELIGION & CULTURAL SERVICES	0.030	1.328			1.358
406.07	GWG:KHEBI	RELIGION & CULTURAL SERVICES	0.030	1.400			1.430
417.16	GWG:UZU	RELIGION & CULTURAL SERVICES	0.050	0.840			0.890
404.10	GWG:LHA	RELIGION & CULTURAL SERVICES	0.030				0.030
416.11	GWG:SG	RELIGION & CULTURAL SERVICES	0.020				0.020
410.09	GWG:JIG	RELIGION & CULTURAL SERVICES	0.050	2.559			2.609
412.02	GWG:DTG	RELIGION & CULTURAL SERVICES	0.052	0.119			0.171
402.01	Haa	RELIGION & CULTURAL SERVICES	1.915	42.679			44.594
414.02	GWG:BALAM	RELIGION & CULTURAL SERVICES	0.042	0.400			0.442
404.05	GWG:CHEN	RELIGION & CULTURAL SERVICES	0.050				0.050
401.01	C/kha	RELIGION & CULTURAL SERVICES	2.929	21.493			24.421
416.08	GWG:MART	RELIGION & CULTURAL SERVICES	0.030	1.100			1.130
416.10	GWG:ORONG	RELIGION & CULTURAL SERVICES	0.050	2.194			2.244
406.13	GWG:DEO	RELIGION & CULTURAL SERVICES	0.030	0.870			0.900
406.01	Dagana	RELIGION & CULTURAL SERVICES	1.301	4.810			6.111

AU	Administrative Unit	Programme	CURRENT	CAPITAL	LEND	REPAY	TOTAL
419.05	GWG:LUNANA	RELIGION & CULTURAL SERVICES	0.020	0.800			0.820
410.05	GWG:CHU	RELIGION & CULTURAL SERVICES	0.030	0.233			0.263
414.04	GWG:CHAS	RELIGION & CULTURAL SERVICES	0.030	2.949			2.979
411.01	Z/gang	RELIGION & CULTURAL SERVICES	2.545	14.998			17.543
416.12	GWG:SERTHI	RELIGION & CULTURAL SERVICES	0.030	1.320			1.350
406.15	GWG:NICHU	RELIGION & CULTURAL SERVICES	0.020	0.448			0.468
407.01	P/kha	RELIGION & CULTURAL SERVICES	18.461	39.950			58.411
414.06	GWG:D/PONG	RELIGION & CULTURAL SERVICES	0.030	1.450			1.480
404.09	GWG:GHU	RELIGION & CULTURAL SERVICES	0.030	1.199			1.229
401.10	GWG:LGG	RELIGION & CULTURAL SERVICES	0.030				0.030
402.02	GWG:BJE	RELIGION & CULTURAL SERVICES	0.030	0.250			0.280
417.08	GWG:MERAK	RELIGION & CULTURAL SERVICES	0.030	1.587			1.617
407.10	GWG:ZOMI	RELIGION & CULTURAL SERVICES	0.030				0.030
412.01	T/gsa	RELIGION & CULTURAL SERVICES	2.664	19.414			22.077
420.05	GWG:RAMJAR	RELIGION & CULTURAL SERVICES	0.030	0.391			0.421
401.03	GWG:BOG	RELIGION & CULTURAL SERVICES	0.050	5.184			5.234
410.12	GWG:SAR	RELIGION & CULTURAL SERVICES	0.030				0.030
416.05	GWG:W/PHU	RELIGION & CULTURAL SERVICES	0.030	0.950			0.980
407.03	GWG:GOEN	RELIGION & CULTURAL SERVICES	0.020	1.489			1.509
408.01	W/du	RELIGION & CULTURAL SERVICES	3.554	18.547			22.101
417.01	T/gang	RELIGION & CULTURAL SERVICES	3.329	11.717			15.046
408.07	GWG:GASEW	RELIGION & CULTURAL SERVICES	0.020	0.444			0.464
404.01	S/ise	RELIGION & CULTURAL SERVICES	2.270	12.684			14.954
415.04	GWG:DUNG	RELIGION & CULTURAL SERVICES	0.030	1.956			1.986

AU	Administrative Unit	Programme	CURRENT	CAPITAL	LEND	REPAY	TOTAL
405.08	GWG:MEG	RELIGION & CULTURAL SERVICES	0.030	0.224			0.254
417.14	GWG:S/PHU	RELIGION & CULTURAL SERVICES	0.048	2.700			2.748
419.03	GWG:KHATOE	RELIGION & CULTURAL SERVICES	0.020	0.774			0.794
410.03	GWG:CHUJZ	RELIGION & CULTURAL SERVICES	0.030	1.511			1.541
418.01	T/phu	RELIGION & CULTURAL SERVICES	0.526	37.404			37.930
415.02	GWG:CHONG	RELIGION & CULTURAL SERVICES	0.020	4.270			4.290
405.06	GWG:RAG	RELIGION & CULTURAL SERVICES	0.030	0.453			0.483
401.12	GWG:PLG	RELIGION & CULTURAL SERVICES	0.050				0.050
411.06	GWG:PHANG	RELIGION & CULTURAL SERVICES	0.030	0.825			0.855
402.03	GWG:KSH	RELIGION & CULTURAL SERVICES	0.030	0.046			0.076
409.05	GWG:URA	RELIGION & CULTURAL SERVICES	0.030	1.732			1.762
404.07	GWG:DOR	RELIGION & CULTURAL SERVICES	0.050	0.577			0.627
405.01	T/rang	RELIGIOUS SERVICES	1.671	8.304			9.975
105.01	CRA	RELIGIOUS SERVICES	597.524	212.897			810.421
202.01	MOF	RELIGION & CULTURAL SERVICES	-	2.420			2.420
		Total	790.320	1,513.764			2,304.083
		Energy Services	89.782	575.052			664.834
205.01	MEA	HYDROPOWER AND POWER SYSTEM SERVICES	16.567	341.722			358.289
205.01	MEA	HYDROMET SERVICES	59.246	83.609			142.855
205.01	MEA	RENEWAL ENERGY SERVICES	13.970	133.764			147.734
202.01	MOF	RENEWAL ENERGY SERVICES	-	15.956			15.956
		Total	89.782	575.052			664.834
		RNR Services	2,279.893	3,748.088			6,027.981
415.11	GWG:NANONG	FORESTRY SERVICES		0.250			0.250

AU	Administrative Unit	Programme	CURRENT	CAPITAL	LEND	REPAY	TOTAL
420.08	GWG:YLLANG	FORESTRY SERVICES		0.117			0.117
401.06	GWG:GTG	FORESTRY SERVICES		0.150			0.150
414.11	GWG:NGAT	FORESTRY SERVICES		0.120			0.120
404.13	GWG:PUG	FORESTRY SERVICES	0.015	0.083			0.098
410.11	GWG:SINGHI	FORESTRY SERVICES	0.020	0.566			0.586
417.11	GWG:RADHI	FORESTRY SERVICES		0.214			0.214
402.05	GWG:SAM	FORESTRY SERVICES	0.010				0.010
408.06	GWG:GASEG	FORESTRY SERVICES		0.161			0.161
403.09	GWG:SHA	FORESTRY SERVICES		0.100			0.100
413.02	GWG:GANG	FORESTRY SERVICES		0.590			0.590
403.07	GWG:LUN	FORESTRY SERVICES		0.050			0.050
410.06	GWG:TTHANG	FORESTRY SERVICES	0.028				0.028
406.05	GWG:GOSH	FORESTRY SERVICES		0.110			0.110
403.08	GWG:NAJ	FORESTRY SERVICES		0.060			0.060
410.01	S/pang	FORESTRY SERVICES	7.207	7.918			15.125
417.03	GWG:PIDUNG	FORESTRY SERVICES		0.450			0.450
407.05	GWG:KAB	FORESTRY SERVICES		0.050			0.050
416.02	GWG:PTHANG	FORESTRY SERVICES		0.200			0.200
401.07	GWG:LKG	FORESTRY SERVICES		0.530			0.530
413.03	GWG:JAREY	FORESTRY SERVICES		0.110			0.110
407.06	GWG:LING	FORESTRY SERVICES		0.080			0.080
415.10	GWG:NORB	FORESTRY SERVICES		0.100			0.100
410.13	GWG:SERZ	FORESTRY SERVICES	0.010	0.060			0.070
408.15	GWG:ATHANG	FORESTRY SERVICES		0.050			0.050

AU	Administrative Unit	Programme	CURRENT	CAPITAL	LEND	REPAY	TOTAL
404.16	GWG:TAD	FORESTRY SERVICES		0.335			0.335
404.15	GWG:SIP	FORESTRY SERVICES		0.335			0.335
409.01	B/hang	FORESTRY SERVICES	4.117	4.809			8.926
411.05	GWG:NGANG	FORESTRY SERVICES		0.570			0.570
406.09	GWG:T/DING	FORESTRY SERVICES		0.100			0.100
403.04	GWG:DOT	FORESTRY SERVICES	0.010				0.010
417.07	GWG:LUMANG	FORESTRY SERVICES	0.010	0.780			0.790
413.06	GWG:MINJAY	FORESTRY SERVICES	0.020	0.240			0.260
416.09	GWG:DEO	FORESTRY SERVICES		0.745			0.745
403.11	GWG:WAN	FORESTRY SERVICES		0.050			0.050
401.11	GWG:MKG	FORESTRY SERVICES		0.050			0.050
416.06	GWG:L/PHU	FORESTRY SERVICES		0.100			0.100
402.04	GWG:SBY	FORESTRY SERVICES	0.010				0.010
406.10	GWG:T/GANG	FORESTRY SERVICES		0.074			0.074
411.07	GWG:S/KHAR	FORESTRY SERVICES		0.263			0.263
404.08	GWG:DUM	FORESTRY SERVICES		0.107			0.107
402.07	GWG:GYG	FORESTRY SERVICES	0.010	0.090			0.100
417.13	GWG:S/KHAR	FORESTRY SERVICES		0.536			0.536
405.05	GWG:GOG	FORESTRY SERVICES	0.020				0.020
414.03	GWG:CHALI	FORESTRY SERVICES		0.250			0.250
410.02	GWG:SAMT	FORESTRY SERVICES		0.420			0.420
415.03	GWG:CHHIM	FORESTRY SERVICES		0.350			0.350
408.04	GWG:DAGA	FORESTRY SERVICES		0.060			0.060
408.16	GWG:THEDT	FORESTRY SERVICES		0.200			0.200

AU	Administrative Unit	Programme	CURRENT	CAPITAL	LEND	REPAY	TOTAL
404.11	GWG:TEN	FORESTRY SERVICES		0.525			0.525
404.03	GWG:BIRU	FORESTRY SERVICES		0.090			0.090
415.08	GWG:ZOB	FORESTRY SERVICES		0.200			0.200
401.02	GWG:SFS	FORESTRY SERVICES		0.722			0.722
411.03	GWG:BJOKA	FORESTRY SERVICES		0.370			0.370
408.09	GWG:NAHI	FORESTRY SERVICES	0.010				0.010
414.07	GWG:GONG	FORESTRY SERVICES		0.050			0.050
403.05	GWG:HOR	FORESTRY SERVICES		0.098			0.098
417.09	GWG:YNEER	FORESTRY SERVICES	0.010				0.010
404.04	GWG:CHAR	FORESTRY SERVICES		0.099			0.099
409.02	GWG:CHHOEK	FORESTRY SERVICES		0.200			0.200
415.07	GWG:YUR	FORESTRY SERVICES		0.100			0.100
412.03	GWG:KPU	FORESTRY SERVICES		0.500			0.500
413.07	GWG:MINBI	FORESTRY SERVICES		0.050			0.050
406.06	GWG:KANA	FORESTRY SERVICES		0.132			0.132
403.10	GWG:TSE	FORESTRY SERVICES		0.280			0.280
405.13	GWG:TGR	FORESTRY SERVICES		0.195			0.195
416.04	GWG:GOMDAR	FORESTRY SERVICES		0.110			0.110
408.08	GWG:KAZHI	FORESTRY SERVICES		0.050			0.050
405.09	GWG:PAT	FORESTRY SERVICES	0.025				0.025
405.02	GWG:BEG	FORESTRY SERVICES		0.150			0.150
411.02	GWG:BARDO	FORESTRY SERVICES		0.458			0.458
405.04	GWG:BAG	FORESTRY SERVICES	0.018	0.191			0.209
420.01	T/Yangtse	FORESTRY SERVICES	5.069	5.918			10.987

AU	Administrative Unit	Programme	CURRENT	CAPITAL	LEND	REPAY	TOTAL
417.10	GWG:PMEY	FORESTRY SERVICES		0.177			0.177
414.08	GWG:JUR	FORESTRY SERVICES		0.050			0.050
414.17	GWG:T/MANG	FORESTRY SERVICES		0.250			0.250
414.05	GWG:D/TSE	FORESTRY SERVICES		0.160			0.160
411.09	GWG:G/SHIN	FORESTRY SERVICES		0.390			0.390
404.06	GWG:DEN	FORESTRY SERVICES		0.144			0.144
419.02	GWG:K/HAME	FORESTRY SERVICES		0.071			0.071
406.12	GWG:TEZA	FORESTRY SERVICES		0.204			0.204
415.05	GWG:KHAR	FORESTRY SERVICES		0.600			0.600
405.07	GWG:KIG	FORESTRY SERVICES		0.061			0.061
410.04	GWG:DG	FORESTRY SERVICES		0.168			0.168
418.06	GWG:KAWANG	FORESTRY SERVICES		0.250			0.250
414.12	GWG:SALENG	FORESTRY SERVICES		0.049			0.049
408.14	GWG:SEPHU	FORESTRY SERVICES		0.091			0.091
418.05	GWG:GATEY	FORESTRY SERVICES		0.100			0.100
420.06	GWG:TOETS	FORESTRY SERVICES		0.166			0.166
406.02	GWG:DOR	FORESTRY SERVICES		0.174			0.174
401.04	GWG:CHG	FORESTRY SERVICES		0.244			0.244
406.03	GWG:DRU	FORESTRY SERVICES		0.140			0.140
406.04	GWG:GESAR	FORESTRY SERVICES		0.100			0.100
418.07	GWG:I/SHI	FORESTRY SERVICES		0.050			0.050
401.05	GWG:DAG	FORESTRY SERVICES		0.050			0.050
414.10	GWG:MONGGA	FORESTRY SERVICES		1.100			1.100
420.07	GWG:TSHANG	FORESTRY SERVICES		0.300			0.300

AU	Administrative Unit	Programme	CURRENT	CAPITAL	LEND	REPAY	TOTAL
404.14	GWG:SAM	FORESTRY SERVICES		0.680			0.680
414.01	M/gar	FORESTRY SERVICES	7.461	2.812			10.273
418.04	GWG:DAGALA	FORESTRY SERVICES		0.045			0.045
414.02	GWG:BALAM	FORESTRY SERVICES		0.080			0.080
412.05	GWG:NUBI	FORESTRY SERVICES		0.200			0.200
408.10	GWG:NYISHO	FORESTRY SERVICES		0.070			0.070
413.09	GWG:TGA	FORESTRY SERVICES		0.100			0.100
418.08	GWG:MEWANG	FORESTRY SERVICES		0.850			0.850
404.02	GWG:BARA	FORESTRY SERVICES		0.228			0.228
416.03	GWG:PTHANG	FORESTRY SERVICES		0.254			0.254
204.01	MAF	FORESTRY SERVICES	775.722	272.843			1,048.565
403.03	GWG:DOG	FORESTRY SERVICES	0.010				0.010
405.11	GWG:SHG	FORESTRY SERVICES	0.010				0.010
409.04	GWG:TANG	FORESTRY SERVICES		0.119			0.119
415.09	GWG:D/LING	FORESTRY SERVICES		0.514			0.514
416.01	S/Jongkhar	FORESTRY SERVICES	9.524	6.659			16.183
404.12	GWG:NAINI	FORESTRY SERVICES		0.046			0.046
405.03	GWG:DUG	FORESTRY SERVICES	0.010	0.149			0.159
413.01	L/ise	FORESTRY SERVICES	4.204	2.187			6.390
409.03	GWG:CHHUME	FORESTRY SERVICES		0.150			0.150
414.09	GWG:K/KHAR	FORESTRY SERVICES		0.800			0.800
415.06	GWG:SHUMER	FORESTRY SERVICES		0.100			0.100
410.07	GWG:GELE	FORESTRY SERVICES	0.010	0.400			0.410
420.02	GWG:B/LING	FORESTRY SERVICES		0.250			0.250

AU	Administrative Unit	Programme	CURRENT	CAPITAL	LEND	REPAY	TOTAL
419.04	GWG:LAYA	FORESTRY SERVICES		0.050			0.050
414.14	GWG:SILAM	FORESTRY SERVICES		0.400			0.400
415.01	P/Gatshel	FORESTRY SERVICES	5.293	2.540			7.833
417.02	GWG:BAR	FORESTRY SERVICES		0.300			0.300
416.11	GWG:SG	FORESTRY SERVICES		0.148			0.148
410.09	GWG:JIG	FORESTRY SERVICES		0.635			0.635
405.12	GWG:TSG	FORESTRY SERVICES		0.020			0.020
406.07	GWG:KHEBI	FORESTRY SERVICES		0.406			0.406
401.09	GWG:GLG	FORESTRY SERVICES	0.020	0.080			0.100
412.02	GWG:DTG	FORESTRY SERVICES		0.499			0.499
417.16	GWG:UZU	FORESTRY SERVICES		0.660			0.660
405.01	T/rang	FORESTRY SERVICES	7.405	1.243			8.648
401.08	GWG:DUG	FORESTRY SERVICES		0.169			0.169
419.01	Gasa	FORESTRY SERVICES	3.173	5.085			8.258
410.08	GWG:GL	FORESTRY SERVICES	0.010	0.762			0.772
416.08	GWG:MART	FORESTRY SERVICES	0.008	0.150			0.158
406.11	GWG:T/KHA	FORESTRY SERVICES		0.159			0.159
401.01	C/kha	FORESTRY SERVICES	8.933	4.205			13.138
417.12	GWG:SAKTEN	FORESTRY SERVICES		0.350			0.350
403.01	Paro	FORESTRY SERVICES	8.136	3.575			11.711
402.01	Haa	FORESTRY SERVICES	5.146	2.068			7.214
416.10	GWG:ORONG	FORESTRY SERVICES		0.375			0.375
406.01	Dagana	FORESTRY SERVICES	5.821	6.024			11.845
402.06	GWG:USE	FORESTRY SERVICES	0.010	0.080			0.090

AU	Administrative Unit	Programme	CURRENT	CAPITAL	LEND	REPAY	TOTAL
410.05	GWG:CHU	FORESTRY SERVICES	0.010	0.540			0.550
413.04	GWG:KHO	FORESTRY SERVICES		0.040			0.040
417.06	GWG:K/LING	FORESTRY SERVICES		0.435			0.435
418.03	GWG:CHANG	FORESTRY SERVICES		0.265			0.265
412.01	T/lsa	FORESTRY SERVICES	5.651	3.398			9.048
401.10	GWG:LGG	FORESTRY SERVICES		0.130			0.130
410.12	GWG:SAR	FORESTRY SERVICES		0.121			0.121
402.02	GWG:BJE	FORESTRY SERVICES	0.010	0.040			0.050
408.01	W/du	FORESTRY SERVICES	8.442	7.738			16.180
420.05	GWG:RAMJAR	FORESTRY SERVICES		0.150			0.150
411.04	GWG:NANG	FORESTRY SERVICES		0.397			0.397
401.03	GWG:BOG	FORESTRY SERVICES		0.280			0.280
411.01	Zlgang	FORESTRY SERVICES	5.223	0.644			5.867
404.09	GWG:GHU	FORESTRY SERVICES		0.080			0.080
406.15	GWG:NICHU	FORESTRY SERVICES		0.120			0.120
407.01	P/kha	FORESTRY SERVICES	6.976	2.803			9.779
414.06	GWG:D/PONG	FORESTRY SERVICES		0.290			0.290
416.12	GWG:SERTHI	FORESTRY SERVICES		0.300			0.300
419.03	GWG:KHATOE	FORESTRY SERVICES		0.080			0.080
411.06	GWG:PHANG	FORESTRY SERVICES		0.520			0.520
415.02	GWG:CHONG	FORESTRY SERVICES		0.459			0.459
409.05	GWG:URA	FORESTRY SERVICES		0.350			0.350
417.01	T/gang	FORESTRY SERVICES	8.858	12.835			21.694
402.03	GWG:KSH	FORESTRY SERVICES	0.010				0.010

AU	Administrative Unit	Programme	CURRENT	CAPITAL	LEND	REPAY	TOTAL
405.06	GWG:RAG	FORESTRY SERVICES	0.025	0.075			0.100
401.12	GWG:PLG	FORESTRY SERVICES		2.701			2.701
414.04	GWG:CHAS	FORESTRY SERVICES		0.332			0.332
417.14	GWG:S/PHU	FORESTRY SERVICES		0.100			0.100
415.04	GWG:DUNG	FORESTRY SERVICES		0.550			0.550
404.01	S/ise	FORESTRY SERVICES	8.028	7.151			15.179
410.03	GWG:CHUJZ	FORESTRY SERVICES	0.015	0.045			0.060
404.07	GWG:DOR	FORESTRY SERVICES		0.147			0.147
418.01	T/phu	FORESTRY SERVICES	4.959	3.359			8.317
408.07	GWG:GASEW	FORESTRY SERVICES		0.199			0.199
405.08	GWG:MEG	FORESTRY SERVICES		0.175			0.175
		Total	905.731	404.525			1,310.256
410.11	GWG:SINGHI	LIVESTOCK SERVICES		0.448			0.448
403.09	GWG:SHA	LIVESTOCK SERVICES	0.010	0.275			0.285
420.08	GWG:YLLANG	LIVESTOCK SERVICES		0.400			0.400
401.06	GWG:GTG	LIVESTOCK SERVICES	0.018	0.008			0.026
415.11	GWG:NANONG	LIVESTOCK SERVICES		1.050			1.050
414.11	GWG:NGAT	LIVESTOCK SERVICES		0.100			0.100
404.13	GWG:PUG	LIVESTOCK SERVICES		0.269			0.269
408.13	GWG:RUJEP	LIVESTOCK SERVICES	0.018	0.100			0.118
420.09	GWG:YANGT	LIVESTOCK SERVICES		0.350			0.350
401.07	GWG:LKG	LIVESTOCK SERVICES		1.070			1.070
403.11	GWG:WAN	LIVESTOCK SERVICES	0.010				0.010
416.09	GWG:DEO	LIVESTOCK SERVICES		0.200			0.200

AU	Administrative Unit	Programme	CURRENT	CAPITAL	LEND	REPAY	TOTAL
413.06	GWG:MINJAY	LIVESTOCK SERVICES		0.031			0.031
411.05	GWG:NGANG	LIVESTOCK SERVICES		0.730			0.730
416.06	GWG:LPHU	LIVESTOCK SERVICES		0.300			0.300
406.09	GWG:T/DING	LIVESTOCK SERVICES		0.100			0.100
403.02	GWG:DOB	LIVESTOCK SERVICES	0.010	0.489			0.499
415.08	GWG:ZOB	LIVESTOCK SERVICES		0.438			0.438
411.03	GWG:BJOKA	LIVESTOCK SERVICES		0.584			0.584
414.07	GWG:GONG	LIVESTOCK SERVICES		0.050			0.050
404.03	GWG:BIRU	LIVESTOCK SERVICES		0.029			0.029
401.02	GWG:SPS	LIVESTOCK SERVICES	0.018	0.577			0.595
408.09	GWG:NAHI	LIVESTOCK SERVICES	0.010	0.030			0.040
404.11	GWG:TEN	LIVESTOCK SERVICES		0.137			0.137
418.02	GWG:SOE	LIVESTOCK SERVICES	0.020				0.020
415.05	GWG:KHAR	LIVESTOCK SERVICES		0.300			0.300
404.06	GWG:DEN	LIVESTOCK SERVICES	0.010	0.161			0.171
417.11	GWG:RADHI	LIVESTOCK SERVICES	0.011	0.215			0.226
411.09	GWG:G/SHIN	LIVESTOCK SERVICES		0.468			0.468
402.05	GWG:SAM	LIVESTOCK SERVICES	0.010				0.010
419.02	GWG:KHAME	LIVESTOCK SERVICES		0.530			0.530
408.06	GWG:GASEG	LIVESTOCK SERVICES		0.292			0.292
406.12	GWG:TEZA	LIVESTOCK SERVICES		0.099			0.099
414.05	GWG:D/TSE	LIVESTOCK SERVICES		0.100			0.100
405.07	GWG:KIG	LIVESTOCK SERVICES	0.019	0.130			0.149
410.04	GWG:DG	LIVESTOCK SERVICES	0.015	0.125			0.140

AU	Administrative Unit	Programme	CURRENT	CAPITAL	LEND	REPAY	TOTAL
416.07	GWG:LAURI	LIVESTOCK SERVICES		0.298			0.298
402.04	GWG:SBY	LIVESTOCK SERVICES	0.010	0.150			0.160
401.11	GWG:MKG	LIVESTOCK SERVICES		0.060			0.060
417.07	GWG:LUMANG	LIVESTOCK SERVICES		1.815			1.815
403.04	GWG:DOT	LIVESTOCK SERVICES	0.015				0.015
412.04	GWG:LGL	LIVESTOCK SERVICES		0.206			0.206
414.12	GWG:SALENG	LIVESTOCK SERVICES		0.097			0.097
418.06	GWG:KAWANG	LIVESTOCK SERVICES	0.015	0.932			0.947
415.10	GWG:NORB	LIVESTOCK SERVICES		0.199			0.199
414.13	GWG:SHER	LIVESTOCK SERVICES		0.058			0.058
404.16	GWG:TAD	LIVESTOCK SERVICES		0.014			0.014
408.15	GWG:ATHANG	LIVESTOCK SERVICES		0.185			0.185
410.13	GWG:SERZ	LIVESTOCK SERVICES	0.010				0.010
418.05	GWG:GATEY	LIVESTOCK SERVICES	0.010	0.010			0.020
409.01	B/thang	LIVESTOCK SERVICES	6.961	4.002			10.963
401.04	GWG:CHG	LIVESTOCK SERVICES		0.100			0.100
408.14	GWG:SEPHU	LIVESTOCK SERVICES		0.224			0.224
420.06	GWG:TOETS	LIVESTOCK SERVICES		0.030			0.030
416.02	GWG:PTHANG	LIVESTOCK SERVICES		0.423			0.423
417.04	GWG:KLUNG	LIVESTOCK SERVICES		0.601			0.601
410.01	S/pang	LIVESTOCK SERVICES	15.808	11.591			27.399
413.02	GWG:GANG	LIVESTOCK SERVICES	0.012	0.097			0.109
403.07	GWG:LUN	LIVESTOCK SERVICES		0.017			0.017
413.03	GWG:JAREY	LIVESTOCK SERVICES	0.040				0.040

AU	Administrative Unit	Programme	CURRENT	CAPITAL	LEND	REPAY	TOTAL
403.08	GWG:NAJ	LIVESTOCK SERVICES	0.010				0.010
417.03	GWG:PIDUNG	LIVESTOCK SERVICES		0.750			0.750
407.05	GWG:KAB	LIVESTOCK SERVICES		0.300			0.300
408.10	GWG:NYISHO	LIVESTOCK SERVICES		0.080			0.080
406.08	GWG:LAJA	LIVESTOCK SERVICES		0.040			0.040
403.03	GWG:DOG	LIVESTOCK SERVICES	0.010				0.010
418.08	GWG:MEWANG	LIVESTOCK SERVICES	0.010	0.100			0.110
409.04	GWG:TANG	LIVESTOCK SERVICES		0.100			0.100
416.03	GWG:PTHANG	LIVESTOCK SERVICES		0.569			0.569
414.16	GWG:T/LING	LIVESTOCK SERVICES		0.100			0.100
405.03	GWG:DUG	LIVESTOCK SERVICES	0.010	0.040			0.050
415.06	GWG:SHUMER	LIVESTOCK SERVICES		1.000			1.000
420.02	GWG:B/LING	LIVESTOCK SERVICES		0.290			0.290
414.03	GWG:CHALI	LIVESTOCK SERVICES		0.550			0.550
408.04	GWG:DAGA	LIVESTOCK SERVICES	0.015	0.035			0.050
402.07	GWG:GYG	LIVESTOCK SERVICES	0.010	0.025			0.035
404.08	GWG:DUM	LIVESTOCK SERVICES	0.010	0.943			0.953
411.07	GWG:S/KHAR	LIVESTOCK SERVICES		0.260			0.260
410.02	GWG:SAMT	LIVESTOCK SERVICES	0.015	0.246			0.261
417.13	GWG:S/KHAR	LIVESTOCK SERVICES		0.668			0.668
405.05	GWG:GOG	LIVESTOCK SERVICES	0.020	0.060			0.080
419.04	GWG:LAYA	LIVESTOCK SERVICES		0.229			0.229
406.10	GWG:T/GANG	LIVESTOCK SERVICES		0.100			0.100
415.03	GWG:CHHIM	LIVESTOCK SERVICES		0.599			0.599

AU	Administrative Unit	Programme	CURRENT	CAPITAL	LEND	REPAY	TOTAL
415.07	GWG:YUR	LIVESTOCK SERVICES		0.500			0.500
406.06	GWG:KANA	LIVESTOCK SERVICES		0.149			0.149
408.08	GWG:KAZHI	LIVESTOCK SERVICES	0.015	0.055			0.070
413.07	GWG:MINBI	LIVESTOCK SERVICES	0.015	0.050			0.065
404.04	GWG:CHAR	LIVESTOCK SERVICES		0.175			0.175
403.05	GWG:HOR	LIVESTOCK SERVICES	0.015	0.076			0.091
409.02	GWG:CHHOEK	LIVESTOCK SERVICES		0.550			0.550
405.09	GWG:PAT	LIVESTOCK SERVICES	0.020				0.020
416.04	GWG:GOMDAR	LIVESTOCK SERVICES		0.139			0.139
412.03	GWG:KPU	LIVESTOCK SERVICES		0.049			0.049
403.10	GWG:TSE	LIVESTOCK SERVICES	0.010	0.850			0.860
417.09	GWG:YNEER	LIVESTOCK SERVICES		0.150			0.150
401.09	GWG:GLG	LIVESTOCK SERVICES	0.010	0.063			0.073
405.12	GWG:TSG	LIVESTOCK SERVICES	0.018	0.040			0.058
412.02	GWG:DTG	LIVESTOCK SERVICES		0.164			0.164
414.18	GWG:NARANG	LIVESTOCK SERVICES		0.020			0.020
413.08	GWG:METSHO	LIVESTOCK SERVICES	0.019	0.499			0.518
415.01	P/Gatshel	LIVESTOCK SERVICES	10.203	13.686			23.889
404.10	GWG:LHA	LIVESTOCK SERVICES		0.999			0.999
410.09	GWG:JIG	LIVESTOCK SERVICES	0.060	0.384			0.444
416.11	GWG:SG	LIVESTOCK SERVICES		1.879			1.879
406.07	GWG:KHEBI	LIVESTOCK SERVICES		0.307			0.307
412.06	GWG:TGI	LIVESTOCK SERVICES		1.249			1.249
417.16	GWG:UZU	LIVESTOCK SERVICES		0.324			0.324

AU	Administrative Unit	Programme	CURRENT	CAPITAL	LEND	REPAY	TOTAL
414.14	GWG:SILAM	LIVESTOCK SERVICES		0.200			0.200
408.02	GWG:BJE	LIVESTOCK SERVICES		0.075			0.075
419.01	Gasa	LIVESTOCK SERVICES	5.188	2.404			7.592
414.08	GWG:JUR	LIVESTOCK SERVICES		0.100			0.100
405.04	GWG:BAG	LIVESTOCK SERVICES	0.013				0.013
414.17	GWG:TMANG	LIVESTOCK SERVICES		0.130			0.130
410.08	GWG:GL	LIVESTOCK SERVICES		0.265			0.265
411.02	GWG:BARDO	LIVESTOCK SERVICES		0.441			0.441
420.01	T'Yangise	LIVESTOCK SERVICES	6.111	3.709			9.820
401.08	GWG:DUG	LIVESTOCK SERVICES		0.767			0.767
417.10	GWG:PIMEY	LIVESTOCK SERVICES		0.497			0.497
408.03	GWG:DAN	LIVESTOCK SERVICES		0.042			0.042
414.15	GWG:T'RONG	LIVESTOCK SERVICES		0.040			0.040
419.05	GWG:LUNANA	LIVESTOCK SERVICES		0.500			0.500
417.12	GWG:SAKTEN	LIVESTOCK SERVICES		0.452			0.452
408.05	GWG:GANG	LIVESTOCK SERVICES		0.150			0.150
403.01	Paro	LIVESTOCK SERVICES	12.934	3.324			16.258
413.05	GWG:KUR-GA	LIVESTOCK SERVICES		0.256			0.256
417.06	GWG:K'LING	LIVESTOCK SERVICES		0.350			0.350
418.07	GWG:L'SHI	LIVESTOCK SERVICES	0.034	1.285			1.319
406.04	GWG:GESAR	LIVESTOCK SERVICES		0.100			0.100
420.07	GWG:TSHANG	LIVESTOCK SERVICES		0.106			0.106
401.05	GWG:DAG	LIVESTOCK SERVICES		0.050			0.050
413.04	GWG:KHO	LIVESTOCK SERVICES		0.050			0.050

AU	Administrative Unit	Programme	CURRENT	CAPITAL	LEND	REPAY	TOTAL
418.03	GWG:CHANG	LIVESTOCK SERVICES	0.010	0.195			0.205
410.10	GWG:UML	LIVESTOCK SERVICES	0.010				0.010
406.03	GWG:DRU	LIVESTOCK SERVICES		0.090			0.090
404.14	GWG:SAM	LIVESTOCK SERVICES		0.098			0.098
414.10	GWG:MONGGA	LIVESTOCK SERVICES		0.697			0.697
418.04	GWG:DAGALA	LIVESTOCK SERVICES	0.010	0.045			0.055
414.01	M/gar	LIVESTOCK SERVICES	13.731	13.806			27.536
405.11	GWG:SHG	LIVESTOCK SERVICES	0.010	0.020			0.030
413.09	GWG:TGA	LIVESTOCK SERVICES	0.015	0.180			0.195
204.01	MAF	LIVESTOCK SERVICES	401.980	402.998			804.978
404.02	GWG:BARA	LIVESTOCK SERVICES		0.097			0.097
415.09	GWG:D/LING	LIVESTOCK SERVICES		0.802			0.802
412.05	GWG:NUBI	LIVESTOCK SERVICES		0.282			0.282
409.03	GWG:CHHUME	LIVESTOCK SERVICES		0.140			0.140
418.09	GWG:NARO	LIVESTOCK SERVICES	0.022				0.022
410.07	GWG:GELE	LIVESTOCK SERVICES	0.005	0.150			0.155
416.01	S/Jongkhar	LIVESTOCK SERVICES	10.048	24.250			34.298
404.12	GWG:NAINI	LIVESTOCK SERVICES	0.010				0.010
414.09	GWG:K/KHAR	LIVESTOCK SERVICES		0.378			0.378
408.11	GWG:PHANG	LIVESTOCK SERVICES	0.010				0.010
413.01	L/tse	LIVESTOCK SERVICES	6.689	9.246			15.934
405.01	T/rang	LIVESTOCK SERVICES	11.150	9.479			20.629
417.02	GWG:BAR	LIVESTOCK SERVICES		0.403			0.403
414.02	GWG:BALAM	LIVESTOCK SERVICES		0.700			0.700

AU	Administrative Unit	Programme	CURRENT	CAPITAL	LEND	REPAY	TOTAL
404.05	GWG:CHEN	LIVESTOCK SERVICES	0.004	0.500			0.503
416.10	GWG:ORONG	LIVESTOCK SERVICES		0.345			0.345
406.01	Dagana	LIVESTOCK SERVICES	10.983	9.845			20.829
402.01	Haa	LIVESTOCK SERVICES	10.124	1.829			11.952
406.11	GWG:T/KHA	LIVESTOCK SERVICES		0.150			0.150
411.08	GWG:TRONG	LIVESTOCK SERVICES		0.550			0.550
416.08	GWG:MART	LIVESTOCK SERVICES		0.650			0.650
401.01	C/kha	LIVESTOCK SERVICES	11.577	27.454			39.031
402.06	GWG:USE	LIVESTOCK SERVICES	0.010	0.050			0.060
410.05	GWG:CHU	LIVESTOCK SERVICES	0.020	0.330			0.350
406.15	GWG:NICHU	LIVESTOCK SERVICES		0.120			0.120
411.01	Z/gang	LIVESTOCK SERVICES	8.570	30.309			38.879
410.12	GWG:SAR	LIVESTOCK SERVICES		0.169			0.169
401.03	GWG:BOG	LIVESTOCK SERVICES		0.370			0.370
408.01	W/due	LIVESTOCK SERVICES	16.687	18.025			34.713
416.05	GWG:W/PHU	LIVESTOCK SERVICES		0.246			0.246
417.08	GWG:MERAK	LIVESTOCK SERVICES		0.544			0.544
414.06	GWG:D/PONG	LIVESTOCK SERVICES		0.202			0.202
412.01	T/gsa	LIVESTOCK SERVICES	7.335	17.942			25.278
404.09	GWG:GHU	LIVESTOCK SERVICES		0.104			0.104
416.12	GWG:SERTHI	LIVESTOCK SERVICES		0.490			0.490
401.10	GWG:LGG	LIVESTOCK SERVICES		0.180			0.180
402.02	GWG:BJE	LIVESTOCK SERVICES	0.010	0.406			0.416
407.01	P/kha	LIVESTOCK SERVICES	11.596	3.442			15.038

AU	Administrative Unit	Programme	CURRENT	CAPITAL	LEND	REPAY	TOTAL
405.06	GWG:RAG	LIVESTOCK SERVICES		0.069			0.069
414.04	GWG:CHAS	LIVESTOCK SERVICES		0.500			0.500
417.01	T/gang	LIVESTOCK SERVICES	16.568	21.662			38.230
415.02	GWG:CHONG	LIVESTOCK SERVICES		0.300			0.300
409.05	GWG:URA	LIVESTOCK SERVICES		0.556			0.556
404.07	GWG:DOR	LIVESTOCK SERVICES	0.030	0.050			0.080
418.01	T/phu	LIVESTOCK SERVICES	10.124	16.791			26.915
415.04	GWG:DUNG	LIVESTOCK SERVICES		0.600			0.600
401.12	GWG:PLG	LIVESTOCK SERVICES		0.167			0.167
411.06	GWG:PHANG	LIVESTOCK SERVICES		0.367			0.367
402.03	GWG:KSH	LIVESTOCK SERVICES	0.010				0.010
419.03	GWG:KHATOE	LIVESTOCK SERVICES		0.114			0.114
410.03	GWG:CHUJZ	LIVESTOCK SERVICES	0.010	0.256			0.266
417.14	GWG:S/PHU	LIVESTOCK SERVICES		0.361			0.361
408.07	GWG:GASEW	LIVESTOCK SERVICES	0.015				0.015
404.01	S/tse	LIVESTOCK SERVICES	16.750	16.071			32.820
		Total	621.956	712.198			1,334.154
204.01	MAF	AGRICULTURE POLICY DIRECTION SERVICES	144.028	220.301			364.329
204.01	MAF	AGRICULTURE MARKETING SERVICES	22.595	45.218			67.814
204.01	MAF	RENEWABLE NATURAL RESOURCE RESEARCH SERVICES	19.079	9.369			28.448
405.13	GWG:TGR	AGRICULTURE SERVICES	0.025	1.870			1.895
412.03	GWG:KPU	AGRICULTURE SERVICES		4.585			4.585
403.05	GWG:HOR	AGRICULTURE SERVICES	0.015	0.655			0.670
408.08	GWG:KAZHI	AGRICULTURE SERVICES	0.010	5.155			5.165

AU	Administrative Unit	Programme	CURRENT	CAPITAL	LEND	REPAY	TOTAL
415.07	GWG:YUR	AGRICULTURE SERVICES		4.477			4.477
417.09	GWG:YNEER	AGRICULTURE SERVICES	0.016	8.496			8.512
416.09	GWG:DEO	AGRICULTURE SERVICES		5.662			5.662
407.02	GWG:CHHU	AGRICULTURE SERVICES		3.937			3.937
412.04	GWG:LGL	AGRICULTURE SERVICES		7.918			7.918
403.04	GWG:DOT	AGRICULTURE SERVICES	0.015	4.502			4.517
415.11	GWG:NANONG	AGRICULTURE SERVICES	0.021	2.150			2.171
410.11	GWG:SINGHI	AGRICULTURE SERVICES		4.754			4.754
417.05	GWG:K/PARA	AGRICULTURE SERVICES		14.246			14.246
408.12	GWG:PHOBUJ	AGRICULTURE SERVICES		2.365			2.365
403.09	GWG:SHA	AGRICULTURE SERVICES	0.010	6.447			6.457
404.13	GWG:PUG	AGRICULTURE SERVICES		7.088			7.088
407.08	GWG:TALO	AGRICULTURE SERVICES		5.180			5.180
414.11	GWG:NGAT	AGRICULTURE SERVICES		6.317			6.317
403.06	GWG:LAN	AGRICULTURE SERVICES		3.799			3.799
408.13	GWG:RUJEP	AGRICULTURE SERVICES	0.018	4.175			4.193
415.12	GWG:C/LING	AGRICULTURE SERVICES		9.727			9.727
420.08	GWG:YLLANG	AGRICULTURE SERVICES		2.590			2.590
401.06	GWG:GTG	AGRICULTURE SERVICES		1.884			1.884
407.04	GWG:GUMA	AGRICULTURE SERVICES		4.957			4.957
413.03	GWG:JAREY	AGRICULTURE SERVICES		6.523			6.523
420.09	GWG:YANGT	AGRICULTURE SERVICES		5.662			5.662
416.02	GWG:PTHANG	AGRICULTURE SERVICES		8.802			8.802
414.05	GWG:DTSE	AGRICULTURE SERVICES		9.974			9.974

AU	Administrative Unit	Programme	CURRENT	CAPITAL	LEND	REPAY	TOTAL
419.02	GWG:KNAME	AGRICULTURE SERVICES		3.019			3.019
406.12	GWG:TEZA	AGRICULTURE SERVICES		4.468			4.468
417.11	GWG:RADHI	AGRICULTURE SERVICES	0.010	7.442			7.452
402.05	GWG:SAM	AGRICULTURE SERVICES	0.010	4.744			4.754
411.09	GWG:G/SHIN	AGRICULTURE SERVICES		7.024			7.024
408.06	GWG:GASEG	AGRICULTURE SERVICES		6.505			6.505
405.07	GWG:KIG	AGRICULTURE SERVICES	0.040	6.775			6.815
415.05	GWG:KHAR	AGRICULTURE SERVICES		2.228			2.228
417.06	GWG:K/LING	AGRICULTURE SERVICES	0.016	5.382			5.398
415.09	GWG:D/LING	AGRICULTURE SERVICES		3.743			3.743
403.03	GWG:DOG	AGRICULTURE SERVICES	0.010	2.041			2.051
412.05	GWG:NUBI	AGRICULTURE SERVICES		6.348			6.348
417.15	GWG:TSHING	AGRICULTURE SERVICES	0.005	9.625			9.630
418.09	GWG:NARO	AGRICULTURE SERVICES	0.010				0.010
409.03	GWG:CHHUME	AGRICULTURE SERVICES		6.256			6.256
416.01	S/Jongkhar	AGRICULTURE SERVICES	6.417	28.431			34.848
414.09	GWG:K/KHAR	AGRICULTURE SERVICES		5.333			5.333
411.05	GWG:NGANG	AGRICULTURE SERVICES		17.743			17.743
417.07	GWG:LUMANG	AGRICULTURE SERVICES	0.015	10.518			10.533
401.11	GWG:MKG	AGRICULTURE SERVICES	0.011	1.175			1.186
402.04	GWG:SBY	AGRICULTURE SERVICES	0.010	0.629			0.639
407.09	GWG:TEO	AGRICULTURE SERVICES		6.659			6.659
416.06	GWG:L/PHU	AGRICULTURE SERVICES		2.016			2.016
406.09	GWG:T/DING	AGRICULTURE SERVICES		6.321			6.321

AU	Administrative Unit	Programme	CURRENT	CAPITAL	LEND	REPAY	TOTAL
413.06	GWG:MINJAY	AGRICULTURE SERVICES	0.024	4.525			4.549
403.11	GWG:WAN	AGRICULTURE SERVICES	0.010	13.030			13.040
420.06	GWG:TOETS	AGRICULTURE SERVICES		4.425			4.425
414.13	GWG:SHER	AGRICULTURE SERVICES		6.837			6.837
410.13	GWG:SERZ	AGRICULTURE SERVICES	0.035	2.867			2.902
404.16	GWG:TAD	AGRICULTURE SERVICES		8.332			8.332
401.04	GWG:CHG	AGRICULTURE SERVICES	0.023	2.141			2.164
404.15	GWG:SIP	AGRICULTURE SERVICES		3.473			3.473
409.01	B/thang	AGRICULTURE SERVICES	5.363	8.226			13.590
418.05	GWG:GATEY	AGRICULTURE SERVICES	0.010	2.391			2.401
414.12	GWG:SALENG	AGRICULTURE SERVICES		12.777			12.777
408.14	GWG:SEPHU	AGRICULTURE SERVICES	0.021	6.129			6.150
418.06	GWG:KAWANG	AGRICULTURE SERVICES	0.015	4.460			4.475
406.02	GWG:DOR	AGRICULTURE SERVICES		3.947			3.947
408.15	GWG:ATHANG	AGRICULTURE SERVICES	0.043	8.973			9.016
415.10	GWG:NORB	AGRICULTURE SERVICES		4.351			4.351
405.09	GWG:PAT	AGRICULTURE SERVICES	0.025	1.742			1.767
406.06	GWG:KANA	AGRICULTURE SERVICES		8.044			8.044
416.04	GWG:GOMDAR	AGRICULTURE SERVICES		22.178			22.178
403.10	GWG:TSE	AGRICULTURE SERVICES	0.010	4.666			4.676
413.07	GWG:MINBI	AGRICULTURE SERVICES	0.028	7.230			7.258
404.04	GWG:CHAR	AGRICULTURE SERVICES		9.595			9.595
409.02	GWG:CHHOEK	AGRICULTURE SERVICES		3.112			3.112
418.02	GWG:SOE	AGRICULTURE SERVICES	0.033				0.033

AU	Administrative Unit	Programme	CURRENT	CAPITAL	LEND	REPAY	TOTAL
419.04	GWG:LAYA	AGRICULTURE SERVICES		0.050			0.050
406.10	GWG:T/GANG	AGRICULTURE SERVICES		4.680			4.680
414.03	GWG:CHALI	AGRICULTURE SERVICES		5.482			5.482
410.02	GWG:SAMT	AGRICULTURE SERVICES	0.025	4.576			4.600
404.08	GWG:DUM	AGRICULTURE SERVICES	0.010	3.191			3.201
402.07	GWG:GYG	AGRICULTURE SERVICES	0.010	3.836			3.846
417.13	GWG:S/KHAR	AGRICULTURE SERVICES	0.015	6.227			6.242
408.04	GWG:DAGA	AGRICULTURE SERVICES	0.020	7.510			7.530
405.05	GWG:GOG	AGRICULTURE SERVICES	0.030	5.458			5.488
415.03	GWG:CHHIM	AGRICULTURE SERVICES		0.365			0.365
411.07	GWG:S/KHAR	AGRICULTURE SERVICES		11.712			11.712
414.07	GWG:GONG	AGRICULTURE SERVICES		11.342			11.342
408.09	GWG:NAHI	AGRICULTURE SERVICES	0.010	1.425			1.435
420.04	GWG:K/DANG	AGRICULTURE SERVICES		2.209			2.209
415.08	GWG:ZOB	AGRICULTURE SERVICES		8.490			8.490
403.02	GWG:DOB	AGRICULTURE SERVICES		4.967			4.967
401.02	GWG:SPS	AGRICULTURE SERVICES	0.010	12.696			12.706
406.14	GWG:LKHA	AGRICULTURE SERVICES		5.486			5.486
404.03	GWG:BIRU	AGRICULTURE SERVICES		11.554			11.554
408.16	GWG:THEDT	AGRICULTURE SERVICES		1.480			1.480
404.11	GWG:TEN	AGRICULTURE SERVICES		9.428			9.428
411.03	GWG:BJOKA	AGRICULTURE SERVICES		8.602			8.602
417.03	GWG:BDUNG	AGRICULTURE SERVICES	0.015	4.870			4.885
410.06	GWG:TTHANG	AGRICULTURE SERVICES		2.981			2.981

AU	Administrative Unit	Programme	CURRENT	CAPITAL	LEND	REPAY	TOTAL
406.05	GWG:GOSH	AGRICULTURE SERVICES		8.250			8.250
407.05	GWG:KAB	AGRICULTURE SERVICES		6.027			6.027
401.07	GWG:LKG	AGRICULTURE SERVICES	0.032	12.339			12.371
413.02	GWG:GANG	AGRICULTURE SERVICES	0.018	9.671			9.689
403.07	GWG:LUN	AGRICULTURE SERVICES	0.010	4.352			4.362
403.08	GWG:NAJ	AGRICULTURE SERVICES	0.010	4.472			4.482
417.04	GWG:K/LUNG	AGRICULTURE SERVICES	0.028	10.045			10.073
407.06	GWG:LING	AGRICULTURE SERVICES		1.949			1.949
410.01	S/pang	AGRICULTURE SERVICES	10.592	6.365			16.957
407.11	GWG:BAAP	AGRICULTURE SERVICES		5.772			5.772
410.04	GWG:DG	AGRICULTURE SERVICES	0.014	4.064			4.078
416.07	GWG:LAURI	AGRICULTURE SERVICES		9.673			9.673
404.06	GWG:DEN	AGRICULTURE SERVICES	0.010	2.761			2.771
410.08	GWG:GL	AGRICULTURE SERVICES		6.691			6.691
401.08	GWG:DUG	AGRICULTURE SERVICES		2.925			2.925
417.10	GWG:P/MEY	AGRICULTURE SERVICES	0.029	7.629			7.658
408.03	GWG:DAN	AGRICULTURE SERVICES		5.058			5.058
414.15	GWG:T/RONG	AGRICULTURE SERVICES		5.490			5.490
405.02	GWG:BEG	AGRICULTURE SERVICES		0.989			0.989
414.17	GWG:T/MANG	AGRICULTURE SERVICES		24.103			24.103
411.02	GWG:BARDO	AGRICULTURE SERVICES		4.452			4.452
405.04	GWG:BAG	AGRICULTURE SERVICES	0.020	2.494			2.514
420.01	T/Yangtse	AGRICULTURE SERVICES	7.631	41.605			49.236
420.03	GWG:J/KHAR	AGRICULTURE SERVICES		4.115			4.115

AU	Administrative Unit	Programme	CURRENT	CAPITAL	LEND	REPAY	TOTAL
414.08	GWG:JUR	AGRICULTURE SERVICES		6.720			6.720
419.01	Gasa	AGRICULTURE SERVICES	2.511	18.552			21.063
404.14	GWG:SAM	AGRICULTURE SERVICES		7.802			7.802
413.05	GWG:KUR-GA	AGRICULTURE SERVICES	0.043	0.860			0.903
418.04	GWG:DAGALA	AGRICULTURE SERVICES	0.010	2.485			2.495
414.01	M/gar	AGRICULTURE SERVICES	10.242	55.743			65.985
406.04	GWG:GESAR	AGRICULTURE SERVICES		6.150			6.150
410.10	GWG:UML	AGRICULTURE SERVICES	0.031	3.856			3.887
418.07	GWG:L/SHI	AGRICULTURE SERVICES	0.012	0.050			0.062
420.07	GWG:TSHANG	AGRICULTURE SERVICES		1.950			1.950
406.03	GWG:DRU	AGRICULTURE SERVICES		7.750			7.750
401.05	GWG:DAG	AGRICULTURE SERVICES		1.669			1.669
413.04	GWG:KHO	AGRICULTURE SERVICES	0.035	11.054			11.089
418.03	GWG:CHANG	AGRICULTURE SERVICES	0.035	1.838			1.873
407.07	GWG:SHE	AGRICULTURE SERVICES		5.384			5.384
414.10	GWG:MONGGA	AGRICULTURE SERVICES		15.163			15.163
405.11	GWG:SHG	AGRICULTURE SERVICES	0.015	2.209			2.224
408.10	GWG:NYISHO	AGRICULTURE SERVICES	0.020	6.487			6.507
406.08	GWG:LAJA	AGRICULTURE SERVICES		3.638			3.638
204.01	MAF	AGRICULTURE SERVICES	388.296	516.050			904.346
413.09	GWG:TGA	AGRICULTURE SERVICES	0.010	13.902			13.912
418.08	GWG:MEWANG	AGRICULTURE SERVICES	0.010	16.920			16.930
404.02	GWG:BARA	AGRICULTURE SERVICES		3.062			3.062
409.04	GWG:TANG	AGRICULTURE SERVICES		4.842			4.842

AU	Administrative Unit	Programme	CURRENT	CAPITAL	LEND	REPAY	TOTAL
416.03	GWG:PTHANG	AGRICULTURE SERVICES		3.378			3.378
420.02	GWG:B/LING	AGRICULTURE SERVICES		3.186			3.186
408.11	GWG:PHANG	AGRICULTURE SERVICES	0.010	7.118			7.128
415.06	GWG:SHUMER	AGRICULTURE SERVICES		6.539			6.539
404.12	GWG:NAINI	AGRICULTURE SERVICES	0.010	3.167			3.177
410.07	GWG:GELE	AGRICULTURE SERVICES	0.013	3.679			3.692
413.01	L/tse	AGRICULTURE SERVICES	5.791	20.521			26.312
405.10	GWG:PGC	AGRICULTURE SERVICES		3.481			3.481
405.03	GWG:DUG	AGRICULTURE SERVICES	0.010	4.847			4.857
414.16	GWG:T/LING	AGRICULTURE SERVICES		6.661			6.661
415.01	P/Gatshel	AGRICULTURE SERVICES	7.021	59.804			66.826
413.08	GWG:METS HO	AGRICULTURE SERVICES	0.020	6.731			6.751
404.10	GWG:LHA	AGRICULTURE SERVICES		3.509			3.509
405.01	T/rang	AGRICULTURE SERVICES	8.729	5.802			14.531
410.09	GWG:JIG	AGRICULTURE SERVICES	0.022	8.394			8.417
405.12	GWG:TSG	AGRICULTURE SERVICES	0.030	3.945			3.975
416.11	GWG:SG	AGRICULTURE SERVICES		0.662			0.662
412.02	GWG:DTG	AGRICULTURE SERVICES		5.447			5.447
417.02	GWG:BAR	AGRICULTURE SERVICES	0.020	4.094			4.114
412.06	GWG:TGI	AGRICULTURE SERVICES		3.766			3.766
417.16	GWG:UZU	AGRICULTURE SERVICES	0.015	10.909			10.924
414.14	GWG:SILAM	AGRICULTURE SERVICES		2.122			2.122
408.02	GWG:BJE	AGRICULTURE SERVICES	0.020	4.037			4.057
414.18	GWG:NARANG	AGRICULTURE SERVICES		8.989			8.989

AU	Administrative Unit	Programme	CURRENT	CAPITAL	LEND	REPAY	TOTAL
401.09	GWG:GLG	AGRICULTURE SERVICES		3.737			3.737
406.07	GWG:KHEBI	AGRICULTURE SERVICES		1.549			1.549
408.05	GWG:GANG	AGRICULTURE SERVICES		3.539			3.539
407.12	GWG:TOEP	AGRICULTURE SERVICES		6.307			6.307
411.08	GWG:TRONG	AGRICULTURE SERVICES		12.281			12.281
402.06	GWG:USE	AGRICULTURE SERVICES	0.010	2.094			2.104
402.01	Haa	AGRICULTURE SERVICES	5.468	3.204			8.672
406.13	GWG:DEO	AGRICULTURE SERVICES		6.600			6.600
401.01	C/kha	AGRICULTURE SERVICES	12.614	13.673			26.287
414.02	GWG:BALAM	AGRICULTURE SERVICES		4.260			4.260
406.01	Dagana	AGRICULTURE SERVICES	8.578	8.497			17.075
404.05	GWG:CHEN	AGRICULTURE SERVICES	0.030	13.068			13.098
419.05	GWG:LUNANA	AGRICULTURE SERVICES		2.382			2.382
410.05	GWG:CHU	AGRICULTURE SERVICES		12.316			12.316
416.08	GWG:MART	AGRICULTURE SERVICES		8.360			8.360
416.10	GWG:ORONG	AGRICULTURE SERVICES		6.218			6.218
406.11	GWG:T/KHA	AGRICULTURE SERVICES		3.126			3.126
417.12	GWG:SAKTEN	AGRICULTURE SERVICES	0.005	6.200			6.205
403.01	Paro	AGRICULTURE SERVICES	8.880	2.665			11.545
410.12	GWG:SAR	AGRICULTURE SERVICES	0.048	7.904			7.952
416.12	GWG:SERTHI	AGRICULTURE SERVICES		7.648			7.648
401.03	GWG:BOG	AGRICULTURE SERVICES	0.030	5.544			5.574
406.15	GWG:NICHU	AGRICULTURE SERVICES		4.555			4.555
407.01	P/kha	AGRICULTURE SERVICES	11.150	16.522			27.672

AU	Administrative Unit	Programme	CURRENT	CAPITAL	LEND	REPAY	TOTAL
420.05	GWG:RAM/JAR	AGRICULTURE SERVICES		6.004			6.004
416.05	GWG:W/PHU	AGRICULTURE SERVICES		4.695			4.695
408.01	W/due	AGRICULTURE SERVICES	12.645	6.483			19.128
404.09	GWG:GHU	AGRICULTURE SERVICES		16.546			16.546
414.06	GWG:D/PONG	AGRICULTURE SERVICES		3.150			3.150
407.03	GWG:GOEN	AGRICULTURE SERVICES		1.982			1.982
401.10	GWG:LGG	AGRICULTURE SERVICES		15.713			15.713
411.04	GWG:NANG	AGRICULTURE SERVICES		6.204			6.204
402.02	GWG:BJE	AGRICULTURE SERVICES	0.010	4.021			4.031
417.08	GWG:MERAK	AGRICULTURE SERVICES	0.007	6.400			6.407
411.01	Z/gang	AGRICULTURE SERVICES	8.156	10.342			18.499
407.10	GWG:ZOMI	AGRICULTURE SERVICES		3.596			3.596
412.01	T/gsa	AGRICULTURE SERVICES	5.154	20.507			25.661
415.04	GWG:DUNG	AGRICULTURE SERVICES		3.579			3.579
401.12	GWG:PLG	AGRICULTURE SERVICES	0.028	11.210			11.238
402.03	GWG:KSH	AGRICULTURE SERVICES	0.010	4.847			4.857
414.04	GWG:CHAS	AGRICULTURE SERVICES		4.374			4.374
404.07	GWG:DOR	AGRICULTURE SERVICES	0.010	17.287			17.297
409.05	GWG:URA	AGRICULTURE SERVICES		2.637			2.637
419.03	GWG:KHATOE	AGRICULTURE SERVICES		2.148			2.148
417.01	T/gang	AGRICULTURE SERVICES	14.335	22.063			36.398
410.03	GWG:CHUZ	AGRICULTURE SERVICES	0.016	2.910			2.926
418.01	T/phu	AGRICULTURE SERVICES	8.465	7.426			15.891
404.01	S/tse	AGRICULTURE SERVICES	12.196	168.171			180.367

AU	Administrative Unit	Programme	CURRENT	CAPITAL	LEND	REPAY	TOTAL
405.06	GWG:RAG	AGRICULTURE SERVICES	0.005	3.239			3.244
417.14	GWG:S/PHU	AGRICULTURE SERVICES	0.005	6.245			6.250
408.07	GWG:GASEW	AGRICULTURE SERVICES	0.015	2.922			2.937
415.02	GWG:CHONG	AGRICULTURE SERVICES		2.856			2.856
405.08	GWG:MEG	AGRICULTURE SERVICES	0.025	5.628			5.653
411.06	GWG:PHANG	AGRICULTURE SERVICES		13.163			13.163
202.01	MOF	AGRICULTURE SERVICES	4.764	111.272			116.037
		Total	752.206	2,631.365			3,383.571
		Mining, Manufacturing and Industries Services	217.067	129.509	-		346.576
205.01	MEA	COTTAGE & SMALL INDUSTRIES SERVICES	19.679	31.357			51.036
205.01	MEA	GEOLOGY & MINES SERVICES	73.962	20.348			94.309
205.01	MEA	INDUSTRIES SERVICES	27.133	68.625			95.758
205.01	MEA	ECONOMIC POLICY DIRECTION SERVICES	85.793	9.179			94.972
202.01	MOF	INDUSTRIES SERVICES	10.500	-			10.500
		Total	217.067	129.509			346.576
		Transport and Communication Services	1,027.770	5,682.554	-		6,710.324
206.01	MWHS	ROAD CONSTRUCTION AND MAINTENANCE SERVICES	453.667	4,501.753			4,955.420
207.01	MIC	ROAD SAFETY & TRANSPORT SERVICES	65.983	29.278			95.261
415.12	GWG:C/LING	MULE TRACKS AND BRIDGE SERVICES		0.070			0.070
410.11	GWG:SINGHI	MULE TRACKS AND BRIDGE SERVICES		0.100			0.100
403.09	GWG:SHA	MULE TRACKS AND BRIDGE SERVICES		0.199			0.199
408.12	GWG:PHOJJI	MULE TRACKS AND BRIDGE SERVICES		2.350			2.350
402.05	GWG:SAM	MULE TRACKS AND BRIDGE SERVICES		5.920			5.920

AU	Administrative Unit	Programme	CURRENT	CAPITAL	LEND	REPAY	TOTAL
407.05	GWG:KAB	MULE TRACKS AND BRIDGE SERVICES		1.935			1.935
404.15	GWG:SIP	MULE TRACKS AND BRIDGE SERVICES		3.006			3.006
418.06	GWG:KAWANG	MULE TRACKS AND BRIDGE SERVICES		0.100			0.100
408.15	GWG:ATHANG	MULE TRACKS AND BRIDGE SERVICES		0.170			0.170
414.13	GWG:SHER	MULE TRACKS AND BRIDGE SERVICES		0.050			0.050
412.04	GWG:LGL	MULE TRACKS AND BRIDGE SERVICES		0.150			0.150
411.05	GWG:NGANG	MULE TRACKS AND BRIDGE SERVICES		0.275			0.275
402.04	GWG:SBY	MULE TRACKS AND BRIDGE SERVICES		0.500			0.500
419.04	GWG:LAYA	MULE TRACKS AND BRIDGE SERVICES		1.876			1.876
408.04	GWG:DAGA	MULE TRACKS AND BRIDGE SERVICES		0.100			0.100
402.07	GWG:GYG	MULE TRACKS AND BRIDGE SERVICES		0.219			0.219
408.09	GWG:NAHI	MULE TRACKS AND BRIDGE SERVICES		0.768			0.768
411.03	GWG:BJOKA	MULE TRACKS AND BRIDGE SERVICES		0.100			0.100
408.16	GWG:THEDT	MULE TRACKS AND BRIDGE SERVICES		0.454			0.454
403.05	GWG:HOR	MULE TRACKS AND BRIDGE SERVICES		0.547			0.547
412.03	GWG:KPU	MULE TRACKS AND BRIDGE SERVICES		1.000			1.000
403.10	GWG:TSE	MULE TRACKS AND BRIDGE SERVICES		2.728			2.728
404.04	GWG:CHAR	MULE TRACKS AND BRIDGE SERVICES		0.600			0.600
409.02	GWG:CHHOEK	MULE TRACKS AND BRIDGE SERVICES		6.663			6.663
408.14	GWG:SEPHU	MULE TRACKS AND BRIDGE SERVICES		3.403			3.403
401.05	GWG:DAG	MULE TRACKS AND BRIDGE SERVICES		0.297			0.297
413.04	GWG:KHO	MULE TRACKS AND BRIDGE SERVICES		0.023			0.023
417.15	GWG:TSHING	MULE TRACKS AND BRIDGE SERVICES		0.060			0.060
409.04	GWG:TANG	MULE TRACKS AND BRIDGE SERVICES		0.400			0.400

AU	Administrative Unit	Programme	CURRENT	CAPITAL	LEND	REPAY	TOTAL
404.02	GWG:BARA	MULE TRACKS AND BRIDGE SERVICES		0.123			0.123
404.12	GWG:NAINI	MULE TRACKS AND BRIDGE SERVICES		1.096			1.096
418.09	GWG:NARO	MULE TRACKS AND BRIDGE SERVICES		2.425			2.425
401.08	GWG:DUG	MULE TRACKS AND BRIDGE SERVICES		0.783			0.783
408.03	GWG:DAN	MULE TRACKS AND BRIDGE SERVICES		1.750			1.750
416.08	GWG:MART	MULE TRACKS AND BRIDGE SERVICES		0.300			0.300
406.13	GWG:DEO	MULE TRACKS AND BRIDGE SERVICES		0.797			0.797
417.12	GWG:SAKTEN	MULE TRACKS AND BRIDGE SERVICES		0.140			0.140
408.05	GWG:GANG	MULE TRACKS AND BRIDGE SERVICES		0.200			0.200
419.05	GWG:LUNANA	MULE TRACKS AND BRIDGE SERVICES		2.400			2.400
413.05	GWG:KUR-GA	MULE TRACKS AND BRIDGE SERVICES		3.421			3.421
418.07	GWG:L/SHI	MULE TRACKS AND BRIDGE SERVICES		1.208			1.208
407.10	GWG:ZOMI	MULE TRACKS AND BRIDGE SERVICES		0.060			0.060
401.03	GWG:BOG	MULE TRACKS AND BRIDGE SERVICES		0.050			0.050
402.02	GWG:BJE	MULE TRACKS AND BRIDGE SERVICES		2.002			2.002
411.06	GWG:PHANG	MULE TRACKS AND BRIDGE SERVICES		0.400			0.400
402.03	GWG:KSH	MULE TRACKS AND BRIDGE SERVICES		0.200			0.200
207.01	MIC	CIVIL AVIATION SERVICES	96.157	371.985			468.142
207.01	MIC	INFORMATION & MEDIA SERVICES	7.783	13.030			20.812
207.01	MIC	INFORMATION TECHNOLOGY & TELECOM SERVICES	23.663	233.202			256.865
123.01	BICMA	INFORMATION, COMMUNICATIONS & MEDIA SERVICES	17.039	153.956			170.994
207.01	MIC	INFORMATION & COMMUNICATIONS POLICY DIRECTION SERVICES	38.088	5.956			44.044

AU	Administrative Unit	Programme	CURRENT	CAPITAL	LEND	REPAY	TOTAL
202.01	MOF	INFORMATION & MEDIA SERVICES	325.391	321.977			647.369
		Total	1,027.770	5,682.554			6,710.324
		Public Order and Safety Services	1,805.586	522.752	-		2,328.338
108.01	ACC	ANTI-CORRUPTION SERVICES	52.243	36.428			88.671
110.01	RAA	ROYAL AUDIT SERVICES	147.894	58.553			206.447
201.01	MHCA	POLICE SERVICES	1,306.214	319.197			1,625.411
106.01	JUDICIARY	JUDICIARY SERVICES	265.067	104.509			369.576
112.01	OAG	ATTORNEY SERVICES	34.168	4.065			38.233
		Total	1,805.586	522.752		-	2,328.338
		Grand Total	22,880.592	21,807.856	214.889	3,034.163	47,937.500

SCHEDULE 6: SCHEDULE OF DEPOSITS DURING THE FY 2015-2016

SL NO	BRANCH	Nu. in Million
1	P/LING MAIN BRANCH	723.841
2	THIMPHU BRANCH	462.147
3	SAMDRUP JONJKHAR	67.814
4	GELEPHU	41.242
5	TSIMA SHAM	46.023
6	SAMTSE	102.091
7	TRASHIGANG	40.940
8	DAMPHU	18.600
9	MONGAAR	79.527
10	BUMTHANG	120.911
11	WANGDIPHODRANG	125.575
12	PARO	33.151
13	TRONGSA	43.942
14	HA	38.802
15	GEDU	1.261
16	ZHEMGANG	43.702
17	LHUNTSE	42.069
18	PUNAKHA	13.521
19	PEMAGHSEL	64.545
20	SARPANG	187.734
21	DAGANA	30.483
22	TSASHI YANGSTE	66.144
23	GASA BRANCH	36.835
TOTAL		2,430.898

SCHEDULE 7: SCHEDULE OF OTHER RECOVERIES AND REMITTANCES FOR THE FISCAL YEAR: 2015-16

(Nu. In thousand)

Account Number	Operating Unit	Recoveries	Remittances	Net
101.01/1001	His Majestys Secretariat, Thimphu	2,790,574.000	2,790,574.000	0.000
102.01/1001	Secretariat of His Majesty the Fourth Druk Gyalpo	1,735,767.000	1,735,767.000	0.000
103.01/1001	National Assembly of Bhutan, Thimphu	17,392,318.000	17,433,170.000	-40,852.000
104.01/1001	National Council Secretariat, Thimphu	12,436,159.000	12,436,159.000	0.000
105.01/1001	Central Monastic Secretariat, Thimphu	3,458,443.000	3,458,035.000	408.000
105.01/1003	HM Secretariat, Council for Religious Affairs	21,600.000	21,600.000	0.000
105.01/2001	Religion & Health Project, Central Monastic Secretariat, Thimphu	463,649.000	463,649.000	0.000
105.01/2002	Dratshang Lhentshog, Thimphu	77,238.500	0.000	77,238.500
106.01/1001	High Court, Thimphu	4,348,275.000	4,354,775.000	-6,500.000
106.01/1002	District Court, Thimphu	6,615,012.000	6,615,012.000	0.000
106.01/1003	District Court, Trashigang	1,043,420.000	1,043,420.000	0.000
106.01/1004	District Court, Wangdue Phodrang	1,141,046.000	1,141,046.000	0.000
106.01/1005	District Court, Punakha	1,274,374.000	1,274,374.000	0.000
106.01/1006	District Court, Sarpang	1,427,346.000	1,427,346.000	0.000
106.01/1007	District Court, Tsirang	647,281.500	647,281.500	0.000
106.01/1008	District Court, Paro	2,328,624.000	2,326,874.000	1,750.000
106.01/1009	District Court, Chhukha	1,259,113.000	1,259,113.000	0.000
106.01/1010	District Court, Samtse	1,149,703.000	1,149,703.000	0.000
106.01/1011	District Court, Samdrup Jongkhar	1,052,711.000	1,052,711.000	0.000
106.01/1012	District Court, Mongar	1,608,333.000	1,608,333.000	0.000
106.01/1013	District Court, Haa	1,509,080.000	1,502,450.000	6,630.000
106.01/1014	District Court, Trongsa	1,237,215.000	1,237,215.000	0.000
106.01/1015	District Court, Zhemgang	839,582.000	839,582.000	0.000
106.01/1016	District Court, Dagana	1,384,532.000	1,384,532.000	0.000
106.01/1017	District Court, Lhuentse	991,930.000	991,930.000	0.000
106.01/1018	District Court, Pema Gatshel	1,137,488.000	1,137,488.000	0.000
106.01/1019	District Court, Bumthang	1,726,575.740	1,726,575.740	0.000
106.01/1021	District Court, Trashy Yangtse	1,497,245.000	1,497,245.000	0.000
106.01/1022	Dungkhag Court, Phuentsholing	1,837,016.000	1,837,016.000	0.000
106.01/1023	Dungkhag Court, Wamrong	1,095,107.000	1,095,107.000	0.000

Account Number	Operating Unit	Recoveries	Remittances	Net
106.01/1024	Drunghag Court, Gelephu	1,185,074.000	1,185,074.000	0.000
106.01/1025	Drunghag Court, Lhamoi Zhingkha	638,362.000	638,362.000	0.000
106.01/1026	Drunghag Court, Dorokha	541,988.000	541,988.000	0.000
106.01/1027	Drunghag Court, Sipsoo	783,640.000	783,640.000	0.000
106.01/1029	Drunghag Court, Thrimshing	400,541.000	400,541.000	0.000
106.01/1030	Drunghag Court, Nanglam	792,480.000	792,480.000	0.000
106.01/1031	Drunghag Court, Weringla	392,922.000	392,922.000	0.000
106.01/1032	Drunghag Court, Lingshi	789,471.000	788,521.000	950.000
106.01/1033	Drunghag Court, Jomotsangkha	315,215.000	315,215.000	0.000
106.01/1034	Drunghag Court, Samdrupcholing	447,749.000	447,749.000	0.000
106.01/1035	Drunghag Court, Sakteng	425,704.000	425,704.000	0.000
106.01/1036	Drunghag Court, Sombaykha	577,745.000	603,745.000	-26,000.000
106.01/1037	Supreme Court	7,479,627.430	7,479,627.430	0.000
106.01/1039	District Court Gasa	1,112,971.000	1,112,971.000	0.000
106.01/1040	Panbang Drunghag Court	459,205.000	459,205.000	0.000
106.01/2008	Supreme Court	1,289,297.000	1,289,297.000	0.000
107.01/1001	Royal Civil Service Commission, Thimphu	10,152,496.000	10,152,496.000	0.000
108.01/1001	Anti-Corruption Commission	8,778,697.000	9,232,262.900	-453,565.900
108.01/2001	Anti-Corruption Commission	18,312.000	17,967.000	345.000
109.01/1001	Election Commissioner Office, Thimphu	7,163,232.000	7,122,572.000	40,660.000
110.01/1001	Royal Audit Authority, Thimphu	15,392,266.000	15,392,266.000	0.000
110.01/1002	Regional Royal Audit Authority (East), S/Jongkhar	2,978,930.000	2,978,930.000	0.000
110.01/1003	Regional Royal Audit Authority (Central), Bumthang	3,312,070.000	3,312,070.000	0.000
110.01/1004	Regional Royal Audit Authority (West), Tsirang	3,779,283.000	3,779,283.000	0.000
110.01/1005	Office of Assistant Auditor General - Western Region	2,797,010.000	2,797,010.000	0.000
111.01/1001	Cabinet Secretariat, Thimphu	5,634,355.000	5,767,066.000	-132,711.000
111.01/2003	G2C	3,600.000	3,600.000	0.000
112.01/1001	Office of Legal Affairs, Thimphu	5,328,683.000	5,328,683.000	0.000
113.01/1001	Bhutan Olympic Committee, Thimphu	2,123,433.000	2,123,433.000	0.000
114.01/1001	Dzongkha Development Commission, Thimphu	3,146,906.000	3,146,906.000	0.000
115.01/1001	National Land Commission, Thimphu	17,915,328.550	17,915,328.550	0.000

Account Number	Operating Unit	Recoveries	Remittances	Net
116.01/1001	Centre for Bhutan Studies, Thimphu	2,392,103.000	2,392,103.000	0.000
117.01/1001	GNH Commission Secretariat, Thimphu	6,844,542.000	6,844,542.000	0.000
118.01/1001	National Environment Commission, Thimphu.	5,377,349.000	7,595,821.000	-2,218,472.000
119.01/1001	Royal Institute of Management, Semtokha	7,627,676.000	7,627,676.000	0.000
120.01/1011	Institute of Language and Culture Studies, Taktse	44,000.000	44,000.000	0.000
121.01/1001	National Statistical Bureau, Thimphu	6,741,706.280	6,907,706.280	-166,000.000
122.01/1001	Bhutan Narcotic Control Agency, Thimphu	2,125,525.000	2,125,525.000	0.000
123.01/1001	Bhutan InfoComm & Media Authority, Thimphu	2,905,326.000	2,905,326.000	0.000
124.01/1001	Thimphu Thromdey Schools, City Corporation, Thimphu	97,191,049.650	97,191,049.650	0.000
124.01/1002	Phuentsholing Thromde School	18,093,523.770	18,089,380.770	4,143.000
124.01/1003	Samdrup Jongkhar Thromde Schools	6,244,323.000	6,244,323.000	0.000
124.01/1004	Gelephu Thromde Schools	19,310,780.000	19,310,780.000	0.000
125.01/1001	Drug Regulatory Authority	2,232,789.190	2,232,789.190	0.000
126.01/1001	Tourism Council of Bhutan	3,008,088.000	3,002,688.000	5,400.000
126.01/1002	HTMTI-Construction Project	399,364.770	399,364.770	0.000
126.01/1003	Royal Institute for Tourism & Hospitality	3,172,662.000	3,172,662.000	0.000
127.01/1001	National Commission for Women & Children	1,740,042.000	1,740,042.000	0.000
127.01/2003	National Commission for Women & Children	800.000	800.000	0.000
128.01/1001	Royal Education Council	7,929,460.000	7,928,860.000	600.000
129.01/1001	Bhutan Council for School Examination and Assessment	4,115,744.000	4,115,744.000	0.000
130.01/1001	Royal Privy Council, Thimphu.	1,571,949.000	1,571,949.000	0.000
131.01/1001	Bhutan Standards Bureau	4,886,414.000	4,886,414.000	0.000
132.01/1002	University of Medical Sciences	8,109,492.250	8,109,492.250	0.000
133.01/1001	Jigme Singye Wangchuk school of Law, Taba, Thimphu	1,269,194.000	1,269,194.000	0.000
134.01/1001	Bhutan National Legal Institute	2,076,834.000	2,076,834.000	0.000
135.01/1001	Civil Society Organization Authority	623,166.000	617,981.000	5,185.000
136.01/1001	Jigme Dorji Wangchuck National Referral Hospital	83,625,935.400	83,659,019.400	-33,084.000

Account Number	Operating Unit	Recoveries	Remittances	Net
201.01/1001	Ministry of Home and Cultural Affairs, Thimphu	6,897,253.000	6,935,365.390	-38,112.390
201.01/1002	Department of Civil Registration & Census, MoHCA, Thimphu	3,888,944.000	3,888,944.000	0.000
201.01/1003	Department of Culture, MoHCA, Thimphu	17,272,570.850	17,270,334.850	2,236.000
201.01/1004	Department of Local Governance, MoHCA	1,783,962.000	1,783,962.000	0.000
201.01/1005	Department of Immigration, MoHCA, Thimphu	6,640,898.000	6,648,210.000	-7,312.000
201.01/1006	Department of Disaster Management, MoHCA, Thimphu	1,908,483.000	1,908,483.000	0.000
201.01/1007	Royal Bhutan Police, HQ	119,650,688.310	119,650,587.690	100.620
201.01/1011	Regional Immigration Office, MoHCA, Gelephu	2,263,534.000	2,263,534.000	0.000
201.01/1012	Regional Immigration Office, MoHCA, Phuentsholing	3,219,033.000	3,219,033.000	0.000
201.01/1013	Regional Immigration Office, MoHCA, Samdrup Jongkhar	2,420,855.000	2,420,855.000	0.000
201.01/1014	Regional Immigration Office, MoHCA, Samtse	1,801,871.000	1,801,871.000	0.000
201.01/1015	National Museum, Paro	2,189,934.000	2,189,934.000	0.000
201.01/1016	The Tower of Trongsa Museum, Ta Dzong, Trongsa	429,144.000	429,144.000	0.000
201.01/1018	Royal Bhutan Police, Phuentsholing	31,690,796.880	31,690,796.880	0.000
201.01/1019	Royal Bhutan Police, Samdrup Jongkhar	27,985,724.910	27,985,724.910	0.000
201.01/1020	Royal Bhutan Police, Samtse	19,937,987.560	19,937,987.560	0.000
201.01/1021	Royal Bhutan Police, Gelephu	27,910,073.500	27,910,073.500	0.000
201.01/1022	Jail Services, Royal Bhutan Police	16,666,776.800	16,666,776.800	0.000
201.01/1023	Fire Fighting Services, Royal Bhutan Police	4,897,243.790	4,897,243.790	0.000
201.01/1024	Royal Bhutan Police, Tsirang	12,921,754.560	12,921,754.560	0.000
201.01/1025	Royal Bhutan Police, Trongsa	6,398,407.410	6,398,407.410	0.000
201.01/1026	Royal Bhutan Police, Trasgigang	9,631,466.670	9,631,466.670	0.000
201.01/1027	Royal Bhutan Police, Mongar	11,929,756.000	11,929,756.000	0.000
201.01/1028	Royal Bhutan Police, Training Centre- Jigmeling (Sarpang)	12,572,637.880	12,572,637.880	0.000
201.01/1029	Royal Bhutan Police, Training Centre- Tashigatshel (Chukha)	12,888,974.510	12,888,974.510	0.000
201.01/1030	Royal Bhutan Police, Paro	12,107,324.530	12,107,324.530	0.000
201.01/1031	Royal Bhutan Police, Punakha	11,307,137.280	11,307,137.280	0.000

Account Number	Operating Unit	Recoveries	Remittances	Net
201.01/1032	Royal Bhutan Police, Wangdue Phodrang	9,173,876.200	9,173,876.200	0.000
201.01/1033	Royal Bhutan Police, Bumthang	5,161,123.850	5,161,123.850	0.000
201.01/1034	Royal Bhutan Police, Division XIV, Trashiyangtse	3,726,213.930	3,726,213.930	0.000
201.01/2001	Disaster Mgt. Division, MoHCA, Thimphu	4,800.000	4,800.000	0.000
201.01/2013	Pemagatshel Dzong Construction Project, Ministry of Home and Cultural Affairs	625,661.000	625,661.000	0.000
201.01/2015	Local Governance Sustainable Development Program (LGSDP), MOHCA	4,400.000	4,400.000	0.000
201.01/2017	Wangduephodrang Dzong Reconstruction Project	1,552,016.000	1,552,016.000	0.000
201.01/2018	Trashigang Dzong Conservation Project	315,781.000	315,781.000	0.000
201.01/2019	Paro Tadzong Conservation Project	643,510.070	643,510.070	0.000
201.01/2020	Phajoding Lhakhang Conservation Project	60,912.000	60,912.000	0.000
201.01/2021	Gasa Dzong Conservation Project, Department of Culture, MoHCA	233,107.000	227,347.000	5,760.000
202.01/1001	Ministry of Finance Secretariat, Thimphu	8,446,051.270	8,848,068.980	-402,017.710
202.01/1002	Department of Public Accounts	3,110,931.000	3,110,931.000	0.000
202.01/1003	Department of National Budget, Ministry of Finance, Thimphu	3,229,320.000	3,229,320.000	0.000
202.01/1004	Department of Revenue and Customs, Ministry of Finance, Thimphu	5,249,466.600	5,249,466.600	0.000
202.01/1005	Department of National Properties, MoF, Thimphu	27,394,754.970	27,394,754.970	0.000
202.01/1007	Regional Revenue & Customs Office, Thimphu	6,282,098.000	6,282,098.000	0.000
202.01/1008	Regional Revenue & Customs Office, P/ling	13,218,166.520	13,218,166.520	0.000
202.01/1009	Regional Revenue & Customs, Gelephu	6,504,269.850	6,504,269.850	0.000
202.01/1010	Regional Revenue & Customs Office, S/Jongkhar	6,602,555.220	6,602,555.220	0.000
202.01/1011	Regional Revenue & Customs Office, Samtse	8,067,677.080	8,067,677.080	0.000
202.01/1012	Regional Revenue & Customs Office, Paro	5,962,307.000	5,962,307.000	0.000
202.01/1013	Regional Revenue & Customs Office, Mongar	3,446,074.910	3,446,074.910	0.000

Account Number	Operating Unit	Recoveries	Remittances	Net
202.01/1014	Regional Revenue & Customs Office, MoF, Bumthang	2,487,198.000	2,487,198.000	0.000
202.01/1019	Liaison and Transit Office Customs, Kolkata	1,493,804.000	1,493,804.000	0.000
203.01/1001	Ministry of Foreign Affairs, Thimphu	10,076,159.000	10,085,722.720	-9,563.720
203.01/1002	Permanent Mission of Bhutan, Ministry of Foreign Affairs, New York, USA	356,962.200	356,962.200	0.000
203.01/1003	Permanent Mission of Bhutan, Ministry of Foreign Affairs, Geneva, Switzerland	558,027.000	558,027.000	0.000
203.01/1004	Royal Bhutanese Embassy, Ministry of Foreign Affairs, New Delhi, India	1,322,835.000	1,322,835.000	0.000
203.01/1005	Royal Bhutanese Embassy, Ministry of Foreign Affairs, Dhaka, Bangladesh	837,390.000	876,628.000	-39,238.000
203.01/1006	Royal Bhutanese Embassy, Ministry of Foreign Affairs, Kuwait	251,587.000	251,587.000	0.000
203.01/1007	Royal Bhutanese Embassy, Ministry of Foreign Affairs, Bangkok, Thailand	1,272,828.000	1,516,717.260	-243,889.260
203.01/1008	Royal Bhutanese Consulate, Ministry of Foreign Affairs, Kolkotta, India	1,469,196.000	1,469,196.000	0.000
203.01/1009	Royal Bhutanese Embassy, Brussels, Belgium	384,303.000	384,303.000	0.000
204.01/1001	Ministry of Agriculture and Forests Secretariat	8,214,790.000	8,214,790.000	0.000
204.01/1002	Department of Agriculture, MoA, Thimphu	9,212,139.000	9,338,319.000	-126,180.000
204.01/1003	Department of Livestock, MoA, Thimphu	4,700,506.000	4,700,506.000	0.000
204.01/1004	Department of Forests and Park Services, MOA, Thimphu	8,421,860.000	8,421,860.000	0.000
204.01/1005	Council of RNR Research of Bhutan, CoRRB	1,893,665.000	1,893,665.000	0.000
204.01/1006	Bhutan Agriculture & Food Regulatory Authority (BAFRA), MoA, Thimphu	16,859,537.000	16,859,537.000	0.000
204.01/1007	National Biodiversity Centre, Serbithang	4,320,147.000	4,340,147.000	-20,000.000
204.01/1008	Agriculture Machinery Centre, Paro	9,775,037.000	10,005,037.000	-230,000.000
204.01/1009	Post Harvest Unit, MOA, Paro	3,080,968.000	3,080,968.000	0.000
204.01/1010	Central Machinery Unit, MOA, Bumthang	6,689,261.000	6,689,261.000	0.000

Account Number	Operating Unit	Recoveries	Remittances	Net
204.01/1011	National Plant Protection Center, Semtokha	2,590,760.000	2,590,760.000	0.000
204.01/1012	National Soil Service Centre, Semtokha	4,489,942.000	4,489,942.000	0.000
204.01/1013	National Center for Animal Health, Serbithang	4,482,258.000	4,494,196.720	-11,938.720
204.01/1014	National Centre for Aquaculture (NCA)	1,700,274.000	1,700,274.000	0.000
204.01/1015	National Horse & Brown Swiss Cross Breeding Program, Bumthang	614,108.000	614,108.000	0.000
204.01/1016	National Livestock Breeding Programme, Yusipang	3,676,148.670	3,676,148.670	0.000
204.01/1017	National Feed & Fodder Development Programme, Bumthang	2,648,880.000	2,648,880.000	0.000
204.01/1018	Regional Livestock Development Centre	1,424,662.000	1,424,662.000	0.000
204.01/1019	Regional Poultry Breeding Centre, Paro	942,558.000	942,558.000	0.000
204.01/1020	National Pig Breeding Centre, Wangchutaba	723,489.000	723,489.000	0.000
204.01/1021	National Sheep Breeding Farm, Bumthang	274,767.000	274,767.000	0.000
204.01/1022	Brown Swiss Farm, Bumthang	1,381,200.000	1,469,690.000	-88,490.000
204.01/1023	National Jersey Breeding Farm, Samtse	1,327,796.000	1,327,796.000	0.000
204.01/1024	Regional Livestock Development Centre, DoL, MoA, Zhemgang	1,926,175.000	1,926,175.000	0.000
204.01/1025	Regional Veterinary Laboratory, Tsimalakha	2,569,630.000	2,569,630.000	0.000
204.01/1026	National Poultry Breeding Farm, Sarpang	1,728,050.000	1,728,050.000	0.000
204.01/1027	Regional Veterinary Laboratory, Kanglung	2,625,313.000	2,625,313.000	0.000
204.01/1028	Livestock Central Store, Phuntsholing	502,696.000	502,696.000	0.000
204.01/1029	Cold Water Fish Culture Centre (CW FCC), Haa	1,502,563.000	1,502,563.000	0.000
204.01/1030	Calf Rearing Centre, Wangkha, Chhukha	605,988.000	605,988.000	0.000
204.01/1031	Regional Livestock Breeding Centre, Lingmithang	1,123,616.000	1,123,616.000	0.000
204.01/1032	Regional Mithun Breeding Farm, Arong	502,470.000	502,470.000	0.000
204.01/1033	National Nublang Farm, Tashiyangphu	544,620.000	544,620.000	0.000

Account Number	Operating Unit	Recoveries	Remittances	Net
204.01/1034	Regional Mithun Breeding Farm, Zhemgang	562,965.000	562,965.000	0.000
204.01/1035	Divisional Forest Office, Zhemgang	5,213,642.110	5,213,642.110	0.000
204.01/1036	Sakten Wildlife Sanctuary, Trashigang	3,214,881.000	3,214,881.000	0.000
204.01/1037	Jigme Singye Wangchuk National Park, Trongsa	3,536,034.000	3,536,034.000	0.000
204.01/1038	Bumdeling Wildlife Sanctuary, Trashi Yangtse	3,186,596.000	3,186,596.000	0.000
204.01/1039	Jigme Dorji National Park, Gasa	7,349,309.100	7,159,648.180	189,660.920
204.01/1040	Royal Manas National Park, Gelephu	5,105,267.000	5,105,267.000	0.000
204.01/1041	Thrumshingla National Park, Ura, Bumthang	3,800,777.000	3,800,777.000	0.000
204.01/1042	Divisional Forest Office, Gedu	4,670,619.000	4,752,979.000	-82,360.000
204.01/1043	Divisional Forest Office, Wangdue Phodrang	7,996,004.000	7,996,004.000	0.000
204.01/1044	Divisional Forest Office, Thimphu	7,374,160.000	7,374,160.000	0.000
204.01/1045	Forestry Services Division, Trashigang	5,160,352.000	5,160,352.000	0.000
204.01/1046	Divisional Forest Office, Samtse	5,777,895.000	5,777,895.000	0.000
204.01/1047	Divisional Forest Office, S/ Jongkhar	5,834,642.960	5,834,642.960	0.000
204.01/1048	Divisional Forest Office, Paro	8,281,481.000	8,281,481.000	0.000
204.01/1049	Divisional Forest Office, Mongar	5,048,794.000	5,048,794.000	0.000
204.01/1050	Forestry Services Division, Sarpang	4,868,028.000	4,868,028.000	0.000
204.01/1051	Divisional Forest Office, Tsirang	5,055,074.000	5,055,074.000	0.000
204.01/1052	Divisional Forest Office, Bumthang	3,685,026.000	3,685,026.000	0.000
204.01/1053	Forest Resources Dev. Division, Thimphu	2,358,989.990	2,358,989.990	0.000
204.01/1054	Wangchuck Centennial Park, Bumthang	2,974,234.000	2,974,234.000	0.000
204.01/1056	RNR-Research Centre, Bajo	6,390,178.980	6,389,678.980	500.000
204.01/1057	RNR-Research Centre, Jakar, Bumthang	4,268,408.000	4,381,555.000	-113,147.000
204.01/1058	RNR-Research Centre, Yusipang	7,351,239.000	7,351,239.000	0.000
204.01/1059	RNRRC, Wengkhar	8,471,998.250	8,471,998.250	0.000
204.01/1060	National Seed Centre, Paro	641,650.390	641,650.390	0.000
204.01/1061	Rural Development Training Centre	1,872,094.000	1,869,469.000	2,625.000
204.01/1062	National Pig Breeding Centre, Gelephu	800,356.000	800,356.000	0.000

Account Number	Operating Unit	Recoveries	Remittances	Net
204.01/1063	Regional Fish Seed Production Centre, Bhangtar	509,953.000	509,953.000	0.000
204.01/1064	RNR -RDC Bhur, Gelephu	3,375,094.000	3,375,094.000	0.000
204.01/1065	Regional Marketing Officer and The Accountant	1,317,963.000	1,317,963.000	0.000
204.01/1066	Phibsoo Wildlife Sanctuary, Sarpang	2,845,924.000	2,845,924.000	0.000
204.01/1068	Jigme Khesar Strict Nature Reserve	1,681,541.000	1,681,541.000	0.000
204.01/2003	Management Planning of Wangchuck Centennial Park-Phase II, Bumthang	4,800.000	4,800.000	0.000
204.01/2006	Royal Botanical and Recreational Parks Division, MoA	3,146,956.240	3,203,315.430	-56,359.190
204.01/2007	GOI & AMMEPP Projects, MoA, Thimphu	2,699,982.000	2,699,982.000	0.000
204.01/2013	S/thening of Livestock Dev. Initiative, DoL	39,660.000	39,660.000	0.000
204.01/2016	Ugyen Wangchuck Institute for Conservation and Environment	5,769,864.000	5,838,503.450	-68,639.450
204.01/2021	Thrumshingla National Park, Ura, Bumthang	15,000.000	15,000.000	0.000
204.01/2024	Royal Manas National Park, Gelephu	50,000.000	50,000.000	0.000
204.01/2027	Rural Livelihood Project, Zhemgang	874,328.000	874,328.000	0.000
204.01/2036	MAGIP Project, Ministry of Agriculture and Forests	618,379.000	618,379.000	0.000
204.01/2039	AFD, Ministry of Agriculture and FOREST.	8,800.000	170,011.000	-161,211.000
204.01/2043	CARLEP	3,200.000	3,200.000	0.000
205.01/1001	Ministry of Trade & Economics Affairs, Thimphu	8,591,089.820	8,591,089.820	0.000
205.01/1002	Department of Trade, MTEA, Thimphu	3,622,506.000	3,637,422.000	-14,916.000
205.01/1003	Department of Geology & Mines, MTEA, Thimphu	16,151,850.410	16,151,850.410	0.000
205.01/1005	Department of Industry, MTEA, Thimphu	3,394,747.070	3,515,785.070	-121,038.000
205.01/1006	Regional Trade & Industry Office, Trongsa	1,163,906.000	1,163,906.000	0.000
205.01/1007	Regional Trade & Industry Office, MTI, Phuentsholing	782,634.000	782,634.000	0.000
205.01/1008	Regional Trade & Industry Office, MTI, Gelephu	798,635.000	798,635.000	0.000
205.01/1009	Regional Trade & Industry Office, MTI, Samdrup Jongkhar	1,220,681.000	1,220,681.000	0.000

Account Number	Operating Unit	Recoveries	Remittances	Net
205.01/1010	Regional Trade & Industry Office, Mongar	826,579.000	826,579.000	0.000
205.01/1012	Department of Cottage & Small Industries, MoEA	2,198,957.000	2,198,957.000	0.000
205.01/1013	Department of HydroPower & Power Systems	2,730,435.770	2,730,435.770	0.000
205.01/1014	Department of Renewable Energy	2,991,888.000	2,991,888.000	0.000
205.01/1015	Department of HydroMet Services	8,141,753.000	8,141,753.000	0.000
205.01/1016	Consumer Protection Office, Ministry of Economic Affairs, Thimphu	1,115,038.000	1,115,038.000	0.000
205.01/2001	EIT, Department of Trade, MoEA, Thimphu	3,600.000	3,600.000	0.000
205.01/2008	Flood Warning Services ,Dept. of Hydro Met Services (FIC 0212)	2,101,389.000	2,101,389.000	0.000
206.01/1001	Secretariat, Ministry of Works & Human Settlement, Thimphu	8,328,038.990	8,328,038.990	0.000
206.01/1002	Department of Roads, Thimphu	6,794,339.000	6,794,339.000	0.000
206.01/1003	Department of Engineering Services	9,336,527.160	9,336,527.160	0.000
206.01/1004	Field Roads Maintenance Division, DOR, Zhemgang	2,250,942.680	2,250,942.680	0.000
206.01/1005	Field Roads Maintenance Division, DOR, Lobesa	3,993,674.000	4,311,124.960	-317,450.960
206.01/1006	Field Roads Maintenance Division, DOR, Trashigang	3,193,092.000	3,224,763.130	-31,671.130
206.01/1007	Field Roads Maintenance Division, DOR, Phuentsholing	8,317,892.000	8,317,892.000	0.000
206.01/1008	Field Roads Maintenance Division, DOR, Sarpang	3,429,288.000	3,429,288.000	0.000
206.01/1009	Field Roads Maintenance Division, DOR, Lingmithang	3,197,647.400	3,197,647.400	0.000
206.01/1010	Field Roads Maintenance Division, DOR, Trongsa	6,991,842.190	7,066,842.190	-75,000.000
206.01/1011	Field Roads Maintenance Division, DOR, Thimphu	4,007,033.000	4,007,033.000	0.000
206.01/1013	Central Stores Unit, DOR, Phuentsholing	574,314.000	574,314.000	0.000
206.01/1014	Central Stores Unit, DoR, Phuentsholing (Deposit Work)	110,167.000	110,167.000	0.000
206.01/1017	Department of Human Settlement, MoWHS	4,790,223.370	4,790,223.370	0.000
206.01/1018	Project Management Office for Gomphu - Pangbang & Mamung - Digala Road Project	1,822,878.000	1,822,878.000	0.000

Account Number	Operating Unit	Recoveries	Remittances	Net
206.01/1019	Field Road Division, Department of Road, Samdrup Jongkhar	4,810,682.000	4,810,682.000	0.000
206.01/1020	Phuentsholing Thromdey	4,800.000	4,800.000	0.000
206.01/2005	Gyelposhing-Nganglam Road Project, DOR, Lingmithang	5,987,575.000	5,987,575.000	0.000
206.01/2020	Road Network Project II, under Department of Roads,	1,504,429.800	1,504,429.800	0.000
206.01/2023	Department of Engineering Section, MoWHS	15,600.000	15,600.000	0.000
206.01/2024	ORIO-RGOB Project, DoR, MoWHS, Dagapela	354,905.000	354,905.000	0.000
207.01/1001	Ministry of Information & Communications Secretariat, Thimphu	4,986,719.000	4,986,719.000	0.000
207.01/1002	Department of Air Transport (DoAT)	19,424,745.550	19,424,745.550	0.000
207.01/1003	Roads Safety and Transport Authority, MOIC	7,743,009.000	7,743,009.000	0.000
207.01/1004	Regional Transport Office, RSTA, Phuentsholing	1,459,699.000	1,460,699.000	-1,000.000
207.01/1005	Regional Transport Office, RSTA, Gelephu	2,598,927.150	2,598,927.150	0.000
207.01/1006	Regional Transport Office, RSTA, Samdrup Jongkhar	1,288,781.000	1,288,781.000	0.000
207.01/1007	Department of Information & Technology	9,153,657.000	9,153,657.000	0.000
207.01/1008	Department of Information & Media	2,032,781.000	2,032,781.000	0.000
207.01/1009	Bhutan Civil Aviation Authority (BCAA)	2,189,169.000	2,189,169.000	0.000
207.01/1010	Regional Transport Office. Mongar	1,279,329.000	1,279,329.000	0.000
207.01/2003	AFD, Ministry of Information and Communications, Thimphu	226,375.000	226,375.000	0.000
208.01/1001	Ministry of Health Secretariat, Thimphu	12,183,749.380	12,405,109.350	-221,359.970
208.01/1002	Department of Public Health Services, MoH, Thimphu	10,192,637.000	10,192,637.000	0.000
208.01/1003	Department of Medical Services, MoH, Thimphu	13,310,701.000	13,310,701.000	0.000
208.01/1005	Regional Referral Hospital, Mongar	22,581,928.000	22,581,928.000	0.000
208.01/1006	Central Regional Referral Hospital, Gelephu	21,608,249.850	21,587,015.850	21,234.000
208.01/1007	Malaria Eradication Program, Gelephu	2,924,035.000	2,924,035.000	0.000
208.01/1009	Medical Supply Depot, Phuentsholing	1,817,451.200	1,817,451.200	0.000

Account Number	Operating Unit	Recoveries	Remittances	Net
208.01/1010	Phuentsholing General Hospital	13,476,277.510	13,476,277.510	0.000
208.01/1011	Department of Traditional Medicine Services (DTMS), MoH	9,328,086.060	9,328,086.060	0.000
208.01/1012	Department of Medical Supply and Health Infrastructure (DMSHI)	5,575,714.170	5,575,714.170	0.000
208.01/2005	Vector-Borne Disease Control Programme, Gelephu	28,128.000	28,128.000	0.000
208.01/2008	Country Coordination Mechanism, Ministry of Health	137,703.000	137,703.000	0.000
208.01/2009	Construction of CRR Hospital, Gelephu, MoH, Thimphu	31,255.000	31,255.000	0.000
208.01/2013	Enhanced Malaria Control Project, Gelephu	32.000	32.000	0.000
208.01/2016	International Assistance, Ministry of Health, Thimphu	3,956.000	52,349.000	-48,393.000
208.01/2021	Construction of Public Health Laboratory, MoH	6,431.000	6,431.000	0.000
208.01/2022	Reconstruction of 40 bedded Samtse Hospital, Ministry of Health	12,262.000	12,262.000	0.000
208.01/2024	Health Infrastructure Development Division , MoH	10,024,524.000	10,024,524.000	0.000
209.01/1001	Ministry Of Education Secretariat, Thimphu	10,832,570.000	10,832,570.000	0.000
209.01/1002	Department Of Adult and Higher Education, MOE, Thimphu	3,511,521.000	3,622,657.000	-111,136.000
209.01/1003	Department of School Education, MoE, Thimphu	8,581,849.120	8,581,849.120	0.000
209.01/1004	Department of Youth, Culture & Sports, MoE, Thimphu	5,221,086.000	5,221,086.000	0.000
210.01/1001	Ministry of Labour & Human Resources Secretariat, Thimphu	4,171,670.490	4,171,303.490	367.000
210.01/1002	Department of Human Resources, Thimphu	2,987,770.000	2,987,770.000	0.000
210.01/1003	Bhutan Vocational Qualification Authority, Thimphu	1,766,301.000	1,766,301.000	0.000
210.01/1004	Department of Labour, MoLHR	4,600,114.000	4,600,114.000	0.000
210.01/1005	Department of Employment, MoLHR	5,095,820.000	5,095,820.000	0.000
210.01/1006	Trashi Yangtse Institute for Zorig Chusum	2,688,099.000	2,688,099.000	0.000
210.01/1007	National Institute for Zorig Chusum, Thimphu.	4,650,423.000	4,650,423.000	0.000
210.01/1009	Samthang Institute of Automobile Engineering	1,940,404.000	1,940,404.000	0.000

Account Number	Operating Unit	Recoveries	Remittances	Net
210.01/1010	Vocational Training Institute, Khuruthang, Punakha	3,784,398.000	3,784,398.000	0.000
210.01/1011	Vocational Training Institute, Rangjung, Trashigang	2,975,784.000	2,975,784.000	0.000
210.01/1012	Jigme Wangchuk Power Training Institute, Dekiling, Sarpang	2,262,195.000	2,262,195.000	0.000
210.01/1013	Chumey Vocational Training Institute, Bumthang	1,513,099.000	1,513,099.000	0.000
210.01/1014	Thimphu Institute of Automobile Engineering, MoLHR	1,514,697.000	1,514,697.000	0.000
401.01/1001	Dzongkhag Administration, Chhukha	71,668,193.210	71,668,193.210	0.000
401.01/1002	Phuentsholing Drungkhag	26,307,205.000	26,307,205.000	0.000
401.02/1001	Sampheling Geog, Chhuka	64,652.000	64,652.000	0.000
401.03/1001	Bongo Geog, Chhuka	323,500.000	323,500.000	0.000
401.04/1001	Chapcha Geog, Chhukha Dzongkhag	201,220.000	201,220.000	0.000
401.05/1001	Dungna Geog, Chhukha Dzongkhag	218,260.000	218,260.000	0.000
401.06/1001	Gayling Geog, Chhukha Dzongkhag	757,846.000	757,846.000	0.000
401.07/1001	Darla Geog, Chhuka	453,100.000	453,100.000	0.000
401.08/1001	Getana Geog, Chhukha Dzongkhag	617,610.000	617,610.000	0.000
401.09/1001	Jabcho Geog, Chhukha Dzongkhag	473,010.000	473,010.000	0.000
401.11/1001	Metakha Geog, Chhukha Dzongkhag	807,000.000	807,000.000	0.000
401.12/1001	Phuentsholing Geog, Chhuka	186,802.000	186,802.000	0.000
402.01/1001	Dzongkhag Administration, Haa	35,565,116.330	35,540,133.090	24,983.240
402.02/1001	Bjee Geog, Ha Dzongkhag	394,472.000	394,472.000	0.000
402.03/1001	Kastho Geog, Ha Dzongkhag	541,610.600	541,610.600	0.000
402.04/1001	Sambekha Geog, Ha Dzongkhag	556,840.000	556,840.000	0.000
402.05/1001	Sama Geog, Ha Dzongkhag	655,464.000	655,464.000	0.000
402.06/1001	Uesu Geog, Ha Dzongkhag	332,640.000	332,640.000	0.000
402.07/1001	Gakiling Geog, Haa Dzongkhag	169,715.000	169,715.000	0.000
403.01/1001	Dzongkhag Administration, Paro	104,356,168.000	104,356,168.000	0.000
403.02/1001	Dobshari Geog, Paro Dzongkhag	272,228.000	272,228.000	0.000
403.04/1001	Dotey Geog, Paro Dzongkhag	3,390.000	3,390.000	0.000
403.05/1001	Horey Geog, Paro Dzongkhag	177,264.000	177,264.000	0.000
403.07/1001	Lungni Geog, Paro Dzongkhag	107,500.000	107,500.000	0.000
403.08/1001	Naja Geog, Paro Dzongkhag	261,790.000	261,790.000	0.000

Account Number	Operating Unit	Recoveries	Remittances	Net
404.01/1001	Dzongkhag Administration, Samtse	70,774,246.350	71,228,341.350	-454,095.000
404.01/1002	Sipsu Drungkhag	28,219,488.310	28,219,488.310	0.000
404.01/1003	Dorokha Drungkhag	9,900,219.000	9,900,219.000	0.000
404.02/1001	Bara Geog, Samtse Dzongkhag	165,984.000	165,984.000	0.000
404.03/1001	Biru Geog, Samtse Dzongkhag	144,800.000	144,800.000	0.000
404.04/1001	Charghare Geog, Samtse Dzongkhag	54,000.000	54,000.000	0.000
404.05/1001	Chengmari Geog, Samtse Dzongkhag	42,000.000	42,000.000	0.000
404.06/1001	Denchhukha Geog, Samtse Dzongkhag	9,900.000	9,900.000	0.000
404.07/1001	Dorokha Geog, Samtse Dzongkhag	8,262.000	8,262.000	0.000
404.08/1001	Dumtoe Geog, Samtse Dzongkhag	136,900.000	136,900.000	0.000
404.09/1001	Ghumauney Geog, Samtse Dzongkhag	336,150.000	336,150.000	0.000
404.11/1001	Tendu Geog, Samtse Dzongkhag	203,800.000	203,800.000	0.000
404.12/1001	Nainital Geog, Samtse Dzongkhag	69,500.000	84,500.000	-15,000.000
404.13/1001	Pagli Geog, Samtse Dzongkhag	13,692.000	13,692.000	0.000
404.14/1001	Samtse Geog, Samtse Dzongkhag	178,200.000	178,200.000	0.000
404.15/1001	Sibus Geog, Samtse Dzongkhag	108,000.000	108,000.000	0.000
404.16/1001	Tading Geog, Samtse Dzongkhag	81,750.000	81,750.000	0.000
405.01/1001	Dzongkhag Administration, Tsirang	49,575,238.000	49,575,238.000	0.000
405.02/1001	Beteni Geog, Tsirang Dzongkhag	222,300.000	222,300.000	0.000
405.03/1001	Dunglegang Geog, Tsirang Dzongkhag	389,337.300	376,234.300	13,103.000
405.04/1001	Barshong Geog, Tsirang Dzongkhag	153,305.000	153,305.000	0.000
405.05/1001	Gosheling Geog, Tsirang Dzongkhag	238,200.000	238,200.000	0.000
405.06/1001	Rangthangling Geog, Tsirang Dzongkhag	221,500.000	221,500.000	0.000
405.07/1001	Kikhorthang Geog, Tsirang Dzongkhag	126,800.000	126,800.000	0.000
405.08/1001	Mendrelgang Geog, Tsirang Dzongkhag	338,098.000	338,098.000	0.000
405.09/1001	Patale Geog, Tsirang Dzongkhag	131,644.000	131,644.000	0.000
405.10/1001	Phuentenchhu Geog, Tsirang Dzongkhag	273,600.000	273,600.000	0.000

Account Number	Operating Unit	Recoveries	Remittances	Net
405.11/1001	Semjong Geog, Tsirang Dzongkhag	86,400.000	86,400.000	0.000
405.12/1001	Tsholingkhar Geog, Tsirang Dzongkhag	54,000.000	56,697.050	-2,697.050
405.13/1001	Tsirangtoe Geog, Tsirang Dzongkhag	187,950.000	187,950.000	0.000
406.01/1001	Dzongkhag Administration, Dagana	64,313,835.970	64,313,835.970	0.000
406.01/1002	Lhamoizingkha Dungkhag, Dagana	10,882,992.000	10,882,992.000	0.000
406.02/1001	Dorona Geog, Dagana Dzongkhag	388,872.000	388,872.000	0.000
406.03/1001	Drujeygang Geog, Dagana Dzongkhag	362,289.000	362,289.000	0.000
406.04/1001	Gesarling Geog, Dagana Dzongkhag	393,078.000	393,078.000	0.000
406.05/1001	Goshi Geog, Dagana Dzongkhag	355,728.000	355,728.000	0.000
406.06/1001	Kana Geog, Dagana Dzongkhag	466,800.000	466,800.000	0.000
406.07/1001	Khebisa Geog, Dagana Dzongkhag	451,100.000	451,100.000	0.000
406.08/1001	Lajab Geog, Dagana Dzongkhag	432,417.000	432,417.000	0.000
406.09/1001	Tashiding Geog, Dagana Dzongkhag	539,170.000	539,170.000	0.000
406.10/1001	Tshendaygang Geog, Dagana Dzongkhag	525,317.000	525,317.000	0.000
406.11/1001	Tshangkha Geog, Dagana Dzongkhag	447,461.000	447,461.000	0.000
406.12/1001	Tseza Geog, Dagana Dzongkhag	368,000.000	368,000.000	0.000
406.13/1001	Deorali Geog, Dagana Dzongkhag	328,020.000	328,020.000	0.000
406.14/1001	Lhamoizingkha Geog, Dagana Dzongkhag	290,200.000	290,200.000	0.000
406.15/1001	Nichula Geog, Dagana Dzongkhag	236,433.000	236,433.000	0.000
407.01/1001	Dzongkhag Administration, Punakha	69,002,358.000	69,002,358.000	0.000
407.02/1001	Chhubu Geog, Punakha Dzongkhag	274,887.000	274,887.000	0.000
407.03/1001	Goenshari Geog, Punakha Dzongkhag	76,650.000	76,650.000	0.000
407.04/1001	Guma Geog, Punakha Dzongkhag	101,784.000	101,784.000	0.000
407.05/1001	Kabjisa Geog, Punakha Dzongkhag	2,200.000	2,200.000	0.000
407.06/1001	Lingbukha Geog, Punakha Dzongkhag	218,024.000	218,024.000	0.000

Account Number	Operating Unit	Recoveries	Remittances	Net
407.07/1001	Shengana Geog, Punakha Dzongkhag	588,200.000	588,200.000	0.000
407.08/1001	Talo Geog, Punakha Dzongkhag	131,880.000	131,880.000	0.000
407.09/1001	Toewang Geog, Punakha Dzongkhag	222,480.000	222,480.000	0.000
407.10/1001	Zoma Geog, Punakha Dzongkhag	8,580.000	8,580.000	0.000
407.11/1001	Baap Geog, Punakha	17,340.000	17,340.000	0.000
407.12/1001	Toebesa Geog, Punakha	39,876.000	39,876.000	0.000
408.01/1001	Dzongkhag Administration, Wangdue Phodrang	83,589,991.330	83,959,696.330	-369,705.000
408.02/1001	Bjena Gewog, Wangdue Phodrang Dzongkhag	126,300.000	126,300.000	0.000
408.03/1001	Dangchu Geog, Wangdue Phodrang Dzongkhag	140,300.000	140,300.000	0.000
408.04/1001	Darkar Geog, Wangdue Phodrang Dzongkhag	271,960.000	271,960.000	0.000
408.05/1001	Gangtey Geog, Wangdue Phodrang Dzongkhag	8,200.000	8,200.000	0.000
408.06/1001	Gasetshogom Geog, Wangdue Phodrang Dzongkhag	252,064.000	252,064.000	0.000
408.07/1001	Gasetshowom Geog, Wangdue Phodrang Dzongkhag	189,600.000	189,600.000	0.000
408.08/1001	Kashi Geog, Wangdue Phodrang Dzongkhag	195,600.000	195,600.000	0.000
408.09/1001	Nahi Geog, Wangdue Phodrang Dzongkhag	57,210.000	57,210.000	0.000
408.10/1001	Nisho Geog, Wangdue Phodrang Dzongkhag	113,400.000	113,400.000	0.000
408.11/1001	Phangyul Geog, Wangdue Phodrang Dzongkhag	187,100.000	187,100.000	0.000
408.12/1001	Phobjee Geog, Wangdue Phodrang Dzongkhag	93,400.000	93,400.000	0.000
408.13/1001	Roepa Geog, Wangdue Phodrang Dzongkhag	357,600.000	357,600.000	0.000
408.14/1001	Sephu Geog, Wangdue Phodrang Dzongkhag	247,567.000	247,567.000	0.000
408.15/1001	Athang Gewog, Wangdue Phodrang Dzongkhag	248,160.000	248,160.000	0.000
408.16/1001	Thetshong Geog, Wangdue Phodrang Dzongkhag	223,400.000	223,400.000	0.000
409.01/1001	Dzongkhag Administration, Bumthang	47,761,451.000	47,760,045.000	1,406.000
409.02/1001	Chhoekhor Geog, Bumthang Dzongkhag	243,960.000	243,960.000	0.000
409.03/1001	Chhume Geog, Bumthang Dzongkhag	232,490.000	232,490.000	0.000

Account Number	Operating Unit	Recoveries	Remittances	Net
409.04/1001	Tang Geog, Bumthang Dzongkhag	112,800.000	112,800.000	0.000
409.05/1001	Ura Geog, Bumthang Dzongkhag	782,202.000	782,202.000	0.000
410.01/1001	Dzongkhag Administration, Sarpang	77,030,077.140	77,030,077.140	0.000
410.01/1002	Dungkhag Administration, Gelephu	1,692,425.000	1,692,425.000	0.000
410.02/1002	Samtayling Geog, Sarpang Dzongkhag	331,200.000	331,200.000	0.000
410.03/1002	Chuzangang Geog, Sarpang Dzongkhag	308,400.000	308,400.000	0.000
410.04/1001	Dekiling Geog, Sarpang Dzongkhag	427,570.000	427,570.000	0.000
410.05/1001	Doeban Geog, Sarpang Dzongkhag	183,000.000	183,000.000	0.000
410.06/1002	Tareythang Geog, Sarpang Dzongkhag	103,716.000	103,716.000	0.000
410.07/1002	Gelephu Geog, Sarpang Dzongkhag	85,500.000	85,500.000	0.000
410.08/1001	Hilley Geog, Sarpang Dzongkhag	224,800.000	224,800.000	0.000
410.09/1002	Jigmechoeling Geog, Sarpang Dzongkhag	516,100.000	206,100.000	310,000.000
410.10/1002	Umling Gewog, Sarpang Dzongkhag	182,400.000	182,400.000	0.000
410.11/1001	Singhi Geog, Sarpang Dzongkhag	308,400.000	308,400.000	0.000
410.12/1001	Sarpangtar Geog, Sarpang Dzongkhag	236,400.000	236,400.000	0.000
410.13/1002	Sershong Geog, Sarpang Dzongkhag	270,800.000	270,800.000	0.000
411.01/1001	Dzongkhag Administration, Zhemgang	40,511,370.000	40,511,370.000	0.000
411.01/1003	Panbang Dungkhag	13,702,523.160	13,702,523.160	0.000
411.02/1001	Bardo Geog, Zhemgang Dzongkhag	132,296.000	132,296.000	0.000
411.03/1002	Bjoka Gewog, Panbang Dungkhag	280,500.000	280,500.000	0.000
411.04/1001	Nangkor Geog, Zhemgang Dzongkhag	184,200.000	184,200.000	0.000
411.05/1002	Ngangla Gewog	104,500.000	104,500.000	0.000
411.06/1002	Phangkhar Gewog	75,300.000	75,300.000	0.000
411.07/1001	Shingkhar Geog, Zhemgang Dzongkhag	468,068.000	468,068.000	0.000
411.08/1001	Trong Geog, Zhemgang Dzongkhag	210,600.000	210,600.000	0.000

Account Number	Operating Unit	Recoveries	Remittances	Net
411.09/1002	Goshing Gewog, Panbang Dzungkhag	268,550.000	268,550.000	0.000
412.01/1001	Dzongkhag Administration, Trongsa	42,166,101.940	42,166,101.940	0.000
412.02/1001	Dragteng Geog, Trongsa Dzungkhag	62,400.000	62,400.000	0.000
412.03/1001	Korphu Geog, Trongsa Dzungkhag	271,200.000	271,200.000	0.000
412.04/1001	Langthel Geog, Trongsa Dzungkhag	98,300.000	98,300.000	0.000
412.05/1001	Nubi Geog, Trongsa Dzungkhag	2,400.000	2,400.000	0.000
412.06/1001	Tangsibji Geog, Trongsa Dzungkhag	107,890.000	107,890.000	0.000
413.01/1001	Dzongkhag Administration, Lhuentse	49,854,991.210	49,854,991.210	0.000
413.02/1001	Gangzur Geog, Lhuentse Dzungkhag	762,921.000	762,921.000	0.000
413.03/1001	Jarey Geog, Lhuentse Dzungkhag	131,524.000	131,524.000	0.000
413.04/1001	Khoma Geog, Lhuentse Dzungkhag	209,059.000	209,059.000	0.000
413.05/1001	Kurtoe Geog, Lhuentse Dzungkhag	568,240.000	568,240.000	0.000
413.06/1001	Minjay Geog, Lhuentse Dzungkhag	514,627.870	514,627.870	0.000
413.07/1001	Menbi Geog, Lhuentse Dzungkhag	136,200.000	136,200.000	0.000
413.08/1001	Metsho Geog, Lhuentse Dzungkhag	444,255.550	1,306,775.550	-862,520.000
413.09/1001	Tshenkar Geog, Lhuentse Dzungkhag	325,518.000	325,518.000	0.000
414.01/1001	Dzongkhag Administration, Mongar	94,669,684.840	94,663,384.840	6,300.000
414.01/1002	Office of the Gyaltshab	197,216.000	197,216.000	0.000
414.02/1001	Balam Geog, Mongar Dzungkhag	260,400.000	260,400.000	0.000
414.03/1001	Chali Geog, Mongar Dzungkhag	93,136.000	93,136.000	0.000
414.04/1001	Chaskhar Geog, Mongar Dzungkhag	312,600.000	312,600.000	0.000
414.05/1001	Dramtse Geog, Mongar Dzungkhag	199,744.000	199,744.000	0.000
414.06/1001	Drepong Geog, Mongar Dzungkhag	443,076.000	443,076.000	0.000
414.07/1001	Gongdue Geog, Mongar Dzungkhag	197,160.000	197,160.000	0.000
414.08/1001	Jurmey Geog, Mongar Dzungkhag	243,216.000	243,216.000	0.000

Account Number	Operating Unit	Recoveries	Remittances	Net
414.09/1001	Kengkhar Geog, Mongar Dzongkhag	402,000.000	402,000.000	0.000
414.10/1001	Mongar Geog, Mongar Dzongkhag	288,164.000	288,164.000	0.000
414.11/1001	Natshang Geog, Mongar Dzongkhag	185,088.000	185,088.000	0.000
414.12/1001	Saleng Geog, Mongar Dzongkhag	99,548.000	99,548.000	0.000
414.13/1001	Sherimung Geog, Mongar Dzongkhag	315,912.000	315,912.000	0.000
414.14/1001	Silambi Geog, Mongar Dzongkhag	228,300.000	228,300.000	0.000
414.15/1001	Thangrong Geog, Mongar Dzongkhag	483,000.000	483,000.000	0.000
414.16/1001	Tsakaling Geog, Mongar Dzongkhag	521,450.000	521,450.000	0.000
414.17/1001	Tsamang Geog, Mongar Dzongkhag	248,358.000	248,358.000	0.000
414.18/1001	Narang Geog, Mongar Dzongkhag	17,163.000	16,800.000	363.000
415.01/1001	Dzongkhag Administration, Pema Gatshel	71,516,456.530	79,248,446.530	-7,731,990.000
415.01/1002	Nganglam Drungkhag	1,887,628.280	1,887,628.280	0.000
415.02/1001	Chongshing Gewog, Pema Gatshel Dzongkhag	269,800.000	269,800.000	0.000
415.03/1001	Chhimung Geog, Pema Gatshel Dzongkhag	339,000.000	339,000.000	0.000
415.04/1001	Dungme Geog, Pema Gatshel Dzongkhag	664,600.000	664,600.000	0.000
415.05/1001	Khar Geog, Pema Gatshel Dzongkhag	298,050.000	298,050.000	0.000
415.06/1001	Shumar geog, Pema Gatshel Dzongkhag	49,760.000	49,760.000	0.000
415.07/1001	Yurung Geog, Pema Gatshel Dzongkhag	196,660.000	196,660.000	0.000
415.08/1001	Zobel Geog, Pema Gatshel Dzongkhag	205,332.000	205,332.000	0.000
415.09/1001	Decheling Gewog, Nganglam Dungkag	139,600.000	139,600.000	0.000
415.10/1001	Norbugang Gewog, Nganglam Dungkag	61,600.000	61,600.000	0.000
415.11/1001	Nanong Gewog, Pemagatshel Dzongkhag	257,432.000	257,432.000	0.000
415.12/1001	Chokorling Gewog, Nganglam Dungkag	301,500.000	301,500.000	0.000
416.01/1001	Dzongkhag Administration, Samdrup Jongkhar	65,447,410.000	65,447,410.000	0.000

Account Number	Operating Unit	Recoveries	Remittances	Net
416.02/1001	Phunthothang Geog, Samdrup Jongkhar Dzongkhag	312,356.000	312,356.000	0.000
416.03/1001	Pemethang Geog, Samdrup Jongkhar Dzongkhag	228,988.000	228,988.000	0.000
416.04/1001	Gomdar Geog, Samdrup Jongkhar Dzongkhag	390,700.000	390,700.000	0.000
416.05/1001	Wangphu Geog, S/Jongkhar Dzongkhag	315,864.000	315,864.000	0.000
416.06/1001	Langchenphu Geog, Samdrup Jongkhar Dzongkhag	262,892.000	262,892.000	0.000
416.07/1001	Lauri Geog, Samdrup Jongkhar Dzongkhag	121,848.000	121,848.000	0.000
416.08/1001	Martshala Geog, Samdrup Jongkhar Dzongkhag	549,380.000	549,380.000	0.000
416.09/1001	Deothang Geog, S/Jongkhar Dzongkhag	216,600.000	216,600.000	0.000
416.10/1001	Orong Geog, Samdrup Jongkhar Dzongkhag	442,000.000	442,000.000	0.000
416.11/1001	Samrang Geog, Samdrup Jongkhar Dzongkhag	357,400.000	357,400.000	0.000
416.12/1001	Serthi Geog, Samdrup Jongkhar Dzongkhag	269,904.000	269,904.000	0.000
417.01/1001	Dzongkhag Administration, Trashigang	88,855,198.960	88,855,198.960	0.000
417.01/1002	Sakteng Dungkhag, Tashigang	5,078,547.000	5,078,547.000	0.000
417.01/1003	Thrimshing Dungkhag, Tashigang	7,337,507.000	7,337,507.000	0.000
417.01/1004	Wamrong Dungkhag, Tashigang	27,788,391.000	27,788,391.000	0.000
417.01/2003	CARLEP	406,700.000	406,700.000	0.000
417.02/1001	Bartsham Geog, Trashigang Dzongkhag	456,400.000	456,400.000	0.000
417.03/1001	Bidung Geog, Trashigang Dzongkhag	6,000.000	6,000.000	0.000
417.04/1001	Kanglung Geog, Trashigang Dzongkhag	119,700.000	119,700.000	0.000
417.05/1001	Kangpara Geog, Trashigang Dzongkhag	1,342,525.000	1,342,525.000	0.000
417.06/1001	Khaling Geog, Trashigang Dzongkhag	48,000.000	48,000.000	0.000
417.09/1001	Yangneer Geog, Trashigang Dzongkhag	600,637.000	600,637.000	0.000
417.10/1001	Phongmey Geog, Trashigang Dzongkhag	353,168.000	353,168.000	0.000
417.11/1001	Radhi Geog, Trashigang Dzongkhag	309,360.000	309,360.000	0.000
417.12/1001	Sakten Geog, Trashigang Dzongkhag	204,184.000	204,184.000	0.000

Account Number	Operating Unit	Recoveries	Remittances	Net
417.13/1001	Samkhar Geog, Trashigang Dzongkhag	373,250.000	373,250.000	0.000
417.14/1001	Shongphu Geog, Trashigang Dzongkhag	201,005.000	201,005.000	0.000
417.15/1001	Thrimshing Geog, Trashigang Dzongkhag	39,785.000	39,785.000	0.000
417.16/1001	Uzarong Geog, Trashigang Dzongkhag	81,000.000	81,000.000	0.000
418.01/1001	Dzongkhag Administration, Thimphu	34,757,104.180	34,757,104.180	0.000
418.01/1002	Lingzhi Drungkhag	2,869,662.000	2,869,662.000	0.000
418.02/1001	Soe Geog, Thimphu Dzongkhag	4,250.000	4,250.000	0.000
418.03/1001	Chang Geog, Thimphu Dzongkhag	161,535.000	161,535.000	0.000
418.04/1001	Dagala Geog, Thimphu Dzongkhag	244,850.000	244,850.000	0.000
418.05/1001	Gayney Geog, Thimphu Dzongkhag	77,450.000	77,450.000	0.000
418.06/1001	Kawang Geog, Thimphu Dzongkhag	68,676.000	68,676.000	0.000
418.07/1001	Lingshi Geog, Thimphu Dzongkhag	87,350.000	87,350.000	0.000
418.08/1001	Mewang Geog, Thimphu Dzongkhag	68,375.000	68,375.000	0.000
418.09/1001	Naro Geog, Thimphu Dzongkhag	81,560.000	81,560.000	0.000
419.01/1002	Gasa DZongkhag	17,558,206.000	17,553,233.000	4,973.000
419.02/1002	Geonkhamed Gewog	171,000.000	498,093.170	-327,093.170
419.03/1002	Geonkhatoed Gewog	199,416.000	199,416.000	0.000
419.04/1002	Laya Gewog	159,500.000	159,500.000	0.000
419.05/1002	Lunana Gewog	518,868.000	518,868.000	0.000
420.01/1001	Dzongkhag Administration, Trashi Yangtse	54,038,811.000	54,038,811.000	0.000
420.02/1001	Bumdiling Gewog, Trashi Yangtse Dzongkhag	665,552.000	665,552.000	0.000
420.03/1001	Jamkhar Gewog, Trashi Yangtse Dzongkhag	309,138.000	309,138.000	0.000
420.04/1001	Khamdang Gewog, Trashi Yangtse Dzongkhag	263,187.000	263,187.000	0.000
420.05/1001	Ramjar Gewog, Trashi Yangtse Dzongkhag	9,000.000	9,000.000	0.000
420.06/1001	Toetsho Gewog, Trashi Yangtse Dzongkhag	382,280.000	382,280.000	0.000
420.07/1001	Tongshang Gewog, Trashi Yangtse Dzongkhag	97,260.000	97,260.000	0.000

Account Number	Operating Unit	Recoveries	Remittances	Net
420.08/1001	Yalang Gewog, Trashi Yangtse Dzongkhag	211,715.000	211,715.000	0.000
420.09/1001	Yangtse Gewog, Trashi Yangtse Dzongkhag	359,800.000	359,800.000	0.000
Total		3,076,132,281.030	3,090,886,068.370	-14,753,787.340

SCHEDULE 8: SCHEDULE OF REVENUE RECEIPTS AND REMITTANCES FOR THE PERIOD : JULY TO JUNE FISCAL YEAR : 2015-2016

(Nu. In thousand)

Account Number	Operating Unit	Progressive Receipt Amount	Progressive Remittance Amount
101.01/1001	His Majestys Secretariat, Thimphu	1,976,753.00	1,976,753.00
102.01/1001	Secretariat of His Majesty the Fourth Druk Gyalpo	2,087,422.00	2,087,422.00
103.01/1001	National Assembly of Bhutan, Thimphu	9,089,687.00	9,089,687.00
104.01/1001	National Council Secretariat, Thimphu	6,383,931.00	6,383,931.00
105.01/1001	Central Monastic Secretariat, Thimphu	1,686,385.00	1,686,385.00
105.01/1002	Central Monk Bodies (Rabdey), CRA, Thimphu	589,389.00	589,389.00
105.01/1003	HM Secretariat, Council for Religious Affairs	56,013.00	56,013.00
105.01/2001	Religion & Health Project, Central Monastic Secretariat, Thimphu	386,801.00	386,801.00
105.01/2002	Dratshang Lhentshog, Thimphu	2,824,721.47	2,824,721.47
106.01/1001	High Court, Thimphu	1,357,084.00	1,357,084.00
106.01/1002	District Court, Thimphu	1,293,255.00	1,293,255.00
106.01/1003	District Court, Trashigang	305,441.08	305,441.08
106.01/1004	District Court, Wangdue Phodrang	231,771.00	231,771.00
106.01/1005	District Court, Punakha	262,021.00	262,021.00
106.01/1006	District Court, Sarpang	294,567.00	294,567.00
106.01/1007	District Court, Tsirang	170,959.34	170,959.34
106.01/1008	District Court, Paro	445,426.00	445,426.00
106.01/1009	District Court, Chhukha	238,777.00	238,777.00
106.01/1010	District Court, Samtse	227,079.00	227,079.00
106.01/1011	District Court, Samdrup Jongkhar	317,869.20	317,869.20
106.01/1012	District Court, Mongar	211,222.00	211,222.00
106.01/1013	District Court, Haa	204,564.00	204,564.00
106.01/1014	District Court, Trongsa	208,176.00	208,176.00
106.01/1015	District Court, Zhemgang	235,297.18	235,297.18
106.01/1016	District Court, Dagana	309,596.00	309,596.00
106.01/1017	District Court, Lhuentse	185,954.42	185,954.42
106.01/1018	District Court, Pema Gatshel	168,962.00	168,962.00
106.01/1019	District Court, Bumthang	204,311.42	204,311.42
106.01/1021	District Court, Trashigang	276,627.00	276,627.00
106.01/1022	Dungkhag Court, Phuentsholing	539,503.00	539,503.00
106.01/1023	Dungkhag Court, Wamrong	128,965.00	128,965.00
106.01/1024	Dungkhag Court, Gelephu	190,542.00	190,542.00
106.01/1025	Drungkhag Court, Lhamoi Zhingka	102,106.00	102,106.00
106.01/1026	Drungkhag Court, Dorokha	118,330.00	118,330.00

Account Number	Operating Unit	Progressive Receipt Amount	Progressive Remittance Amount
106.01/1027	Drungkhag Court, Sipsoo	111,004.00	111,004.00
106.01/1029	Drungkhag Court, Thrimshing	73,721.00	73,721.00
106.01/1030	Drungkhag Court, Nanglam	127,584.00	127,584.00
106.01/1031	Drungkhag Court, Weringla	108,430.00	108,430.00
106.01/1032	Drungkhag Court, Lingshi	140,573.00	140,573.00
106.01/1033	Drungkhag Court, Jomotsangkha	140,953.00	140,953.00
106.01/1034	Drungkhag Court, Samdrupcholing	183,700.00	183,700.00
106.01/1035	Drungkhag Court, Sakteng	92,270.14	92,270.14
106.01/1036	Drungkhag Court, Sombaykha	103,047.00	103,047.00
106.01/1037	Supreme Court	3,379,564.00	3,379,564.00
106.01/1039	District Court Gasa	278,664.00	278,664.00
106.01/1040	Panbang Drungkhag Court	78,815.00	78,815.00
106.01/2001	Supreme Court, Thimphu	772,716.00	772,716.00
106.01/2006	Construction of High Court Building, Thimphu	293,508.00	293,508.00
106.01/2008	Supreme Court	333,184.00	333,184.00
107.01/1001	Royal Civil Service Commission, Thimphu	4,390,085.00	4,390,085.00
107.01/2003	Royal Civil Service Commission, Thimphu	23,063.00	23,063.00
107.01/2004	Royal Civil Service Commission (SHRD-II), Thimphu	1,266.00	1,266.00
108.01/1001	Anti-Corruption Commission	3,340,245.00	3,340,245.00
108.01/2001	Anti-Corruption Commission	238,214.28	238,214.28
109.01/1001	Election Commissioner Office, Thimphu	3,900,944.00	3,900,944.00
110.01/1001	Royal Audit Authority, Thimphu	6,271,240.46	6,271,240.46
110.01/1002	Regional Royal Audit Authority (East), S/Jongkhar	754,864.00	754,864.00
110.01/1003	Regional Royal Audit Authority (Central), Bumthang	607,771.05	607,771.05
110.01/1004	Regional Royal Audit Authority (West), Tsirang	628,882.00	628,882.00
110.01/1005	Office of Assistant Auditor General - Western Region	973,896.00	973,896.00
110.01/2001	Royal Audit Authority, Thimphu	827,265.37	827,265.37
111.01/1001	Cabinet Secretariat, Thimphu	2,198,615.00	2,198,615.00
111.01/2002	G2C	84,668.00	84,668.00
111.01/2003	G2C	224,797.00	224,797.00
112.01/1001	Office of Legal Affairs, Thimphu	1,337,864.00	1,337,864.00
113.01/1001	Bhutan Olympic Committee, Thimphu	1,432,196.00	1,432,196.00
114.01/1001	Dzongkha Development Commission, Thimphu	996,456.00	996,456.00
115.01/1001	National Land Commission, Thimphu	7,592,897.11	7,592,897.11
116.01/1001	Centre for Bhutan Studies, Thimphu	900,852.00	900,852.00
117.01/1001	GNH Commission Secretariat, Thimphu	3,593,724.00	3,593,724.00
117.01/2003	Sustainable Development Secretariat (SDS), Thimphu	23,773.00	23,773.00

Account Number	Operating Unit	Progressive Receipt Amount	Progressive Remittance Amount
118.01/1001	National Environment Commission, Thimphu.	1,669,862.00	1,669,862.00
118.01/2004	Green-House Gas Project, NEC, Thimphu	376,173.77	376,173.77
119.01/1001	Royal Institute of Management, Semtokha	3,709,430.54	3,709,430.54
119.01/2004	Royal Institute of Management, Semtokha	8,557.00	8,557.00
120.01/1001	Royal University of Bhutan , Thimphu	13,274.00	13,274.00
120.01/1002	Sherubtse College, Kanglung	1,408,325.00	1,408,325.00
120.01/1004	College of Science and Technology	236,912.00	236,912.00
120.01/1005	Paro College of Education	32,856.00	32,856.00
120.01/1006	Samtse College of Education	312,000.00	312,000.00
120.01/1007	JIGME NAMGYEL POLYTECHNIC, Deothang	543,724.47	543,724.47
120.01/1008	Gedu College of Business Studies	593,012.40	593,012.40
120.01/1011	Institute of Language and Culture Studies, Taktse	669,763.00	669,763.00
120.01/2002	College of Natural Resources, Lobesa	102,100.00	102,100.00
120.01/2003	Sherubtse College, Kanglung	2,152.00	2,152.00
121.01/1001	National Statistical Bureau, Thimphu	1,303,518.00	1,303,518.00
121.01/1002	Population and Housing Census of Bhutan (PHCB), NSB	562,858.00	562,858.00
121.01/2001	National Statistical Bureau, Thimphu	57,921.00	57,621.00
122.01/1001	Bhutan Narcotic Control Agency, Thimphu	609,572.00	609,572.00
123.01/1001	Bhutan InfoComm & Media Authority, Thimphu	1,060,856.00	1,060,856.00
124.01/1001	Thimphu Thromdey Schools, City Corporation, Thimphu	29,589,464.87	29,589,464.87
124.01/1002	Phuentsholing Thromde School	6,494,755.00	6,494,755.00
124.01/1003	Samdrup Jongkhar Thromde Schools	1,794,196.00	1,794,196.00
124.01/1004	Gelephu Thromde Schools	4,796,909.00	4,796,909.00
125.01/1001	Drug Regulatory Authority	714,173.00	714,173.00
126.01/1001	Tourism Council of Bhutan	1,566,459.85	1,566,459.85
126.01/1002	HTMTI-Construction Project	102,327.00	102,327.00
126.01/1003	Royal Institute for Tourism & Hospitality	997,334.00	997,334.00
127.01/1001	National Commission for Women & Children	930,756.00	930,756.00
127.01/2003	National Commission for Women & Children	7,254.00	7,254.00
128.01/1001	Royal Education Council	2,252,720.00	2,252,720.00
129.01/1001	Bhutan Council for School Examination and Assessment	1,507,057.00	1,507,057.00
130.01/1001	Royal Privy Council, Thimphu.	1,254,518.00	1,254,518.00
131.01/1001	Bhutan Standards Bureau	1,412,331.00	1,412,331.00
132.01/1002	University of Medical Sciences	2,270,128.80	2,270,128.80
132.01/2001	Royal Institute of Health Science	18,081.00	18,081.00
132.01/2002	Faculty of Traditional Medicine	17,906.00	17,906.00
133.01/1001	Jigme Singye Wangchuk school of Law, Taba, Thimphu	1,446,222.00	1,446,222.00

Account Number	Operating Unit	Progressive Receipt Amount	Progressive Remittance Amount
134.01/1001	Bhutan National Legal Institute	657,375.00	657,375.00
135.01/1001	Civil Society Organization Authority	144,526.60	144,526.60
136.01/1001	Jigme Dorji Wangchuck National Referral Hospital	37,860,987.28	37,860,987.28
201.01/1001	Ministry of Home and Cultural Affairs, Thimphu	2,232,881.00	2,232,881.00
201.01/1002	Department of Civil Registration & Census, MoHCA, Thimphu	1,531,715.00	1,531,715.00
201.01/1003	Department of Culture, MoHCA, Thimphu	6,858,986.83	6,858,986.83
201.01/1004	Department of Local Governance, MoHCA	805,072.00	805,072.00
201.01/1005	Department of Immigration, MoHCA, Thimphu	1,431,612.77	1,431,612.77
201.01/1006	Department of Disaster Management, MoHCA, Thimphu	899,852.00	899,852.00
201.01/1007	Royal Bhutan Police, HQ	13,386,655.05	13,386,655.05
201.01/1010	Ministry of Home and Cultural Affairs, Thimphu	26,633.00	26,633.00
201.01/1011	Regional Immigration Office, MoHCA, Gelephu	314,129.00	314,129.00
201.01/1012	Regional Immigration Office, MoHCA, Phuentsholing	1,017,224.00	1,017,224.00
201.01/1013	Regional Immigration Office, MoHCA, Samdrup Jongkhar	553,719.00	553,719.00
201.01/1014	Regional Immigration Office, MoHCA, Samtse	263,249.00	263,249.00
201.01/1015	National Museum, Paro	463,365.00	463,365.00
201.01/1016	The Tower of Trongsa Museum, Ta Dzong, Trongsa	125,138.00	125,138.00
201.01/1018	Royal Bhutan Police, Phuentsholing	1,188,445.00	1,188,445.00
201.01/1019	Royal Bhutan Police, Samdrup Jongkhar	945,666.00	945,666.00
201.01/1020	Royal Bhutan Police, Samtse	750,881.00	750,881.00
201.01/1021	Royal Bhutan Police, Gelephu	1,067,568.00	1,067,568.00
201.01/1022	Jail Services, Royal Bhutan Police	1,300,187.00	1,300,187.00
201.01/1023	Fire Fighting Services, Royal Bhutan Police	989,102.00	989,102.00
201.01/1024	Royal Bhutan Police, Tsirang	426,329.00	426,329.00
201.01/1025	Royal Bhutan Police, Trongsa	229,073.00	229,073.00
201.01/1026	Royal Bhutan Police, Trasgigang	454,010.00	454,010.00
201.01/1027	Royal Bhutan Police, Mongar	457,391.00	457,391.00
201.01/1028	Royal Bhutan Police, Training Centre- Jigmeling (Sarpang)	353,830.00	353,830.00
201.01/1029	Royal Bhutan Police, Training Centre- Tashigatshel (Chukha)	367,853.00	367,853.00
201.01/1030	Royal Bhutan Police, Paro	479,477.00	479,477.00
201.01/1031	Royal Bhutan Police, Punakha	430,840.00	430,840.00
201.01/1032	Royal Bhutan Police, Wangdue Phodrang	397,595.00	397,595.00
201.01/1033	Royal Bhutan Police, Bumthang	263,635.00	263,635.00
201.01/1034	Royal Bhutan Police, Division XIV, Trashiyangtse	175,141.00	175,141.00
201.01/2001	Disaster Mgt. Division, MoHCA, Thimphu	31,269.00	31,269.00
201.01/2007	Department of Disaster Management, MoHCA, Thimphu	362,486.00	362,486.00

Account Number	Operating Unit	Progressive Receipt Amount	Progressive Remittance Amount
201.01/2013	Pemagatshel Dzong Construction Project, Ministry of Home and Cultural Affairs	647,993.00	647,993.00
201.01/2015	Local Governance Sustainable Development Program (LGSDP), MOHCA	122,927.00	122,927.00
201.01/2017	Wangduephodrang Dzong Reconstruction Project	1,543,353.00	1,543,353.00
201.01/2018	Trashigang Dzong Conservation Project	448,059.00	448,059.00
201.01/2019	Paro Tadzong Conservation Project	217,021.00	217,021.00
201.01/2020	Phajoding Lhakhang Conservation Project	1,101,322.00	1,101,322.00
201.01/2021	Gasa Dzong Conservation Project, Department of Culture, MoHCA	309,870.17	309,870.17
201.01/2022	Construction of Sarpang Dzong, Department of Culture, MoHCA	112,077.00	112,077.00
201.01/2023	Drukgyel Dzong Conservation Project, Paro Dzong	48,190.00	48,190.00
202.01/1001	Ministry of Finance Secretariat, Thimphu	6,810,954.93	6,810,954.93
202.01/1002	Department of Public Accounts	1,565,615.70	1,565,615.70
202.01/1003	Department of National Budget, Ministry of Finance, Thimphu	1,285,628.00	1,285,628.00
202.01/1004	Department of Revenue and Customs, Ministry of Finance, Thimphu	1,701,891.00	1,701,891.00
202.01/1005	Department of National Properties, MoF, Thimphu	7,569,236.00	7,569,236.00
202.01/1007	Regional Revenue & Customs Office, Thimphu	1,621,016.00	1,621,016.00
202.01/1008	Regional Revenue & Customs Office, P/ling	4,223,875.00	4,223,875.00
202.01/1009	Regional Revenue & Customs, Gelephu	1,451,552.00	1,451,552.00
202.01/1010	Regional Revenue & Customs Office, S/Jongkhar	2,017,924.00	2,017,924.00
202.01/1011	Regional Revenue & Customs Office, Samtse	1,539,335.00	1,539,335.00
202.01/1012	Regional Revenue & Customs Office, Paro	1,218,766.00	1,218,766.00
202.01/1013	Regional Revenue & Customs Office, Mongar	612,821.00	612,821.00
202.01/1014	Regional Revenue & Customs Office, MoF, Bumthang	419,393.00	419,393.00
202.01/1016	Department of National Properties (D/Works), MoF, Thimphu	126,218.00	126,218.00
202.01/1019	Liaison and Transit Office Customs, Kolkata	329,010.00	329,010.00
203.01/1001	Ministry of Foreign Affairs, Thimphu	4,135,493.00	4,135,493.00
203.01/1002	Permanent Mission of Bhutan, Ministry of Foreign Affairs, New York, USA	503,071.95	503,071.95
203.01/1003	Permanent Mission of Bhutan, Ministry of Foreign Affairs, Geneva, Switzerland	579,103.00	579,103.00
203.01/1004	Royal Bhutanese Embassy, Ministry of Foreign Affairs, New Delhi, India	973,428.00	973,428.00
203.01/1005	Royal Bhutanese Embassy, Ministry of Foreign Affairs, Dhaka, Bangladesh	332,110.00	332,110.00
203.01/1006	Royal Bhutanese Embassy, Ministry of Foreign Affairs, Kuwait	247,160.00	247,160.00

Account Number	Operating Unit	Progressive Receipt Amount	Progressive Remittance Amount
203.01/1007	Royal Bhutanese Embassy, Ministry of Foreign Affairs, Bangkok, Thailand	390,776.91	390,776.91
203.01/1008	Royal Bhutanese Consulate, Ministry of Foreign Affairs, Kolkotta, India	1,710,120.00	1,710,120.00
203.01/1009	Royal Bhutanese Embassy, Brussels, Belgium	391,660.13	391,660.13
204.01/1001	Ministry of Agriculture and Forests Secretariat	4,075,369.00	4,075,369.00
204.01/1002	Department of Agriculture, MoA, Thimphu	13,519,501.00	13,519,501.00
204.01/1003	Department of Livestock, MoA, Thimphu	2,217,903.00	2,217,903.00
204.01/1004	Department of Forests and Park Services, MOA, Thimphu	3,503,091.00	3,503,091.00
204.01/1005	Council of RNR Research of Bhutan, CoRRB	1,075,421.00	1,075,421.00
204.01/1006	Bhutan Agriculture & Food Regulatory Authority (BAFRA), MoA, Thimphu	5,245,760.25	5,245,760.25
204.01/1007	National Biodiversity Centre, Serbithang	2,293,840.85	2,293,840.85
204.01/1008	Agriculture Machinery Centre, Paro	1,874,087.00	1,874,087.00
204.01/1009	Post Harvest Unit, MOA, Paro	1,933,041.00	1,933,041.00
204.01/1010	Central Machinery Unit, MOA, Bumthang	1,800,462.00	1,800,462.00
204.01/1011	National Plant Protection Center, Semtokha	3,083,863.00	3,083,863.00
204.01/1012	National Soil Service Centre, Semtokha	1,183,595.00	1,183,595.00
204.01/1013	National Center for Animal Health, Serbithang	3,121,023.07	3,121,023.07
204.01/1014	National Centre for Aquaculture (NCA)	727,038.16	727,038.16
204.01/1015	National Horse & Brown Swiss Cross Breeding Program, Bumthang	214,402.00	214,402.00
204.01/1016	National Livestock Breeding Programme, Yusipang	1,171,725.00	1,171,725.00
204.01/1017	National Feed & Fodder Development Programme, Bumthang	704,372.00	704,372.00
204.01/1018	Regional Livestock Development Centre	374,219.00	374,219.00
204.01/1019	Regional Poultry Breeding Centre, Paro	255,606.00	255,606.00
204.01/1020	National Pig Breeding Centre, Wangchutaba	1,090,371.00	1,090,371.00
204.01/1021	National Sheep Breeding Farm, Bumthang	253,836.00	253,836.00
204.01/1022	Brown Swiss Farm, Bumthang	349,308.00	349,308.00
204.01/1023	National Jersey Breeding Farm, Samtse	507,676.00	507,676.00
204.01/1024	Regional Livestock Development Centre, DoL, MoA, Zhemgang	495,269.00	495,269.00
204.01/1025	Regional Veterinary Laboratory, Tsimalakha	664,323.02	664,323.02
204.01/1026	National Poultry Breeding Farm, Sarpang	2,083,920.00	2,083,920.00
204.01/1027	Regional Veterinary Laboratory, Kanglung	936,018.89	936,018.89
204.01/1028	Livestock Central Store, Phuntsholing	170,152.00	170,152.00
204.01/1029	Cold Water Fish Culture Centre (CWFCC), Haa	684,212.00	684,212.00
204.01/1030	Calf Rearing Centre, Wangkha, Chhukha	219,476.00	219,476.00
204.01/1031	Regional Livestock Breeding Centre, Lingmithang	469,657.00	469,657.00

Account Number	Operating Unit	Progressive Receipt Amount	Progressive Remittance Amount
204.01/1032	Regional Mithun Breeding Farm, Arong	201,089.00	201,089.00
204.01/1033	National Nublang Farm, Tashiyangphu	136,670.00	136,670.00
204.01/1034	Regional Mithun Breeding Farm, Zhemgang	164,422.00	164,422.00
204.01/1035	Divisional Forest Office, Zhemgang	1,220,055.50	1,220,055.50
204.01/1036	Sakten Wildlife Sanctuary, Trashigang	686,294.95	686,294.95
204.01/1037	Jigme Singye Wangchuk National Park, Trongsa	996,168.00	996,168.00
204.01/1038	Bumdeling Wildlife Sanctuary, Trashy Yangtse	632,829.50	632,829.50
204.01/1039	Jigme Dorji National Park, Gasa	1,851,113.70	1,851,113.70
204.01/1040	Royal Manas National Park, Gelephu	1,374,516.00	1,374,516.00
204.01/1041	Thrumshingla National Park, Ura, Bumthang	1,020,286.00	1,020,286.00
204.01/1042	Divisional Forest Office, Gedu	1,216,442.00	1,216,442.00
204.01/1043	Divisional Forest Office, Wangdue Phodrang	1,342,548.00	1,342,548.00
204.01/1044	Divisional Forest Office, Thimphu	1,768,033.00	1,768,033.00
204.01/1045	Forestry Services Division, Trashigang	1,286,342.00	1,286,342.00
204.01/1046	Divisional Forest Office, Samtse	1,566,277.94	1,566,277.94
204.01/1047	Divisional Forest Office, S/Jongkhar	1,334,045.00	1,334,045.00
204.01/1048	Divisional Forest Office, Paro	1,249,724.00	1,249,724.00
204.01/1049	Divisional Forest Office, Mongar	1,119,238.00	1,119,238.00
204.01/1050	Forestry Services Division, Sarpang	880,504.43	880,504.43
204.01/1051	Divisional Forest Office, Tsirang	1,294,237.00	1,294,237.00
204.01/1052	Divisional Forest Office, Bumthang	685,223.00	685,223.00
204.01/1053	Forest Resources Dev. Division, Thimphu	1,216,281.00	1,216,281.00
204.01/1054	Wangchuck Centennial Park, Bumthang	534,280.00	534,280.00
204.01/1056	RNR-Research Centre, Bajo	2,245,477.24	2,245,477.24
204.01/1057	RNR-Research Centre, Jakar, Bumthang	1,124,511.00	1,124,511.00
204.01/1058	RNR-Research Centre, Yusipang	2,151,460.62	2,151,460.62
204.01/1059	RNRRC, Wengkhar	1,503,650.00	1,503,650.00
204.01/1060	National Seed Centre, Paro	350,542.00	350,542.00
204.01/1061	Rural Development Training Centre	524,494.00	524,494.00
204.01/1062	National Pig Breeding Centre, Gelephu	473,703.45	473,703.45
204.01/1063	Regional Fish Seed Production Centre, Bhangtar	343,660.08	343,660.08
204.01/1064	RNR -RDC Bhur, Gelephu	687,030.00	687,030.00
204.01/1065	Regional Marketing Officer and The Accountant	278,208.00	278,208.00
204.01/1066	Phibsoo Wildlife Sanctuary, Sarpang	419,075.00	419,075.00
204.01/1068	Jigme Khesar Strict Nature Reserve	275,470.00	275,470.00
204.01/2003	Management Planning of Wangchuck Centennial Park-Phase II, Bumthang	216,428.00	216,428.00
204.01/2006	Royal Botanical and Recreational Parks Division, MoA	1,028,601.00	1,028,601.00

Account Number	Operating Unit	Progressive Receipt Amount	Progressive Remittance Amount
204.01/2007	GOI & AMMEPP Projects, MoA, Thimphu	1,047,604.17	1,047,604.17
204.01/2013	S/thening of Livestock Dev. Initiative, DoL	705,655.00	705,655.00
204.01/2016	Ugyen Wangchuck Institute for Conservation and Environment	1,201,928.00	1,201,928.00
204.01/2021	Thrumshingla National Park, Ura, Bumthang	45,811.00	45,811.00
204.01/2024	Royal Manas National Park, Gelephu	49,433.00	49,433.00
204.01/2025	Bio-diversity Conservation Project-II, NCD	121,682.00	121,682.00
204.01/2026	On Farm PGR Conservation in Bhutan, BUCAP, Serbithang	6,452.00	6,452.00
204.01/2027	Rural Livelihood Project, Zhemgang	212,325.68	212,325.68
204.01/2031	Department of Livestock, Ministry of Agriculture, Thimphu	48,272.00	48,272.00
204.01/2036	MAGIP Project, Ministry of Agriculture and Forests	185,401.00	185,401.00
204.01/2037	MAGIP Project, Regional Agriculture Marketing Cooperative Office, Mongar	40,434.00	40,434.00
204.01/2038	Wildlife Conservation Division, MoAF, Thimphu	385,012.00	385,012.00
204.01/2039	AFD, Ministry of Agriculture and FOREST.	160,320.32	160,320.32
204.01/2040	Green Bhutan Project, MoAF, Thimphu	52,337.00	52,337.00
204.01/2041	The Policy and Planning Division Ministry of Agriculture and Forests Thimphu.	11,747.00	11,747.00
204.01/2042	AFD, MoAF (REDD + Readiness Project)	54,087.00	54,087.00
204.01/2043	CARLEP	79,910.00	79,910.00
205.01/1001	Ministry of Trade & Economics Affairs, Thimphu	3,430,789.00	3,430,789.00
205.01/1002	Department of Trade, MTEA, Thimphu	1,654,355.34	1,654,355.34
205.01/1003	Department of Geology & Mines, MTEA, Thimphu	5,018,945.34	5,018,945.34
205.01/1005	Department of Industry, MTEA, Thimphu	2,673,862.48	2,673,862.48
205.01/1006	Regional Trade & Industry Office, Trongsa	167,629.00	167,629.00
205.01/1007	Regional Trade & Industry Office, MTI, Phuentsholing	371,083.00	371,083.00
205.01/1008	Regional Trade & Industry Office, MTI, Gelephu	187,352.80	187,352.80
205.01/1009	Regional Trade & Industry Office, MTI, Samdrup Jongkhar	333,091.00	333,091.00
205.01/1010	Regional Trade & Industry Office, Mongar	151,664.00	151,664.00
205.01/1011	Dept. of Geology & Mines (Deposit Works), MTI, Thimphu	2,519.00	2,519.00
205.01/1012	Department of Cottage & Small Industries, MoEA	1,147,406.00	1,147,406.00
205.01/1013	Department of HydroPower & Power Systems	1,986,587.10	1,986,587.10
205.01/1014	Department of Renewable Energy	1,377,621.00	1,377,621.00
205.01/1015	Department of HydroMet Services	3,855,935.28	3,855,935.28
205.01/1016	Consumer Protection Office, Ministry of Economic Affairs, Tjhimphu	392,140.00	392,140.00
205.01/2001	EIT, Department of Trade, MoEA, Thimphu	31,505.00	31,505.00

Account Number	Operating Unit	Progressive Receipt Amount	Progressive Remittance Amount
205.01/2008	Flood Warning Services ,Dept. of Hydro Met Services (FIC 0212)	1,123,867.26	1,123,867.26
206.01/1001	Secretariat, Ministry of Works & Human Settlement, Thimphu	3,292,738.28	3,292,738.28
206.01/1002	Department of Roads, Thimphu	2,498,318.00	2,498,318.00
206.01/1003	Department of Engineering Services	4,937,783.00	4,937,783.00
206.01/1004	Field Roads Maintenance Division, DOR, Zhemgang	2,084,646.00	2,084,646.00
206.01/1005	Field Roads Maintenance Division, DOR, Lobesa	19,529,537.41	19,529,537.41
206.01/1006	Field Roads Maintenance Division, DOR, Trashigang	5,860,927.11	5,860,927.11
206.01/1007	Field Roads Maintenance Division, DOR, Phuentsholing	7,715,039.00	7,715,039.00
206.01/1008	Field Roads Maintenance Division, DOR, Sarpang	3,984,962.92	3,984,962.92
206.01/1009	Field Roads Maintenance Division, DOR, Lingmithang	7,723,691.00	7,723,691.00
206.01/1010	Field Roads Maintenance Division, DOR, Trongsa	11,176,988.00	11,176,988.00
206.01/1011	Field Roads Maintenance Division, DOR, Thimphu	14,451,820.00	14,451,820.00
206.01/1013	Central Stores Unit, DOR, Phuentsholing	332,357.00	332,357.00
206.01/1014	Central Stores Unit, DoR, Phuentsholing (Deposit Work)	11,873,934.54	11,873,934.54
206.01/1017	Department of Human Settlement, MoWHS	2,538,768.00	2,538,768.00
206.01/1018	Project Management Office for Gomphu - Pangbang & Mamung - Digala Road Project	1,587,905.00	1,587,905.00
206.01/1019	Field Road Division, Department of Road, Samdrup Jongkhar	7,181,027.00	7,181,027.00
206.01/1020	Phuentsholing Thromdey	86,974.00	86,974.00
206.01/2001	Project Coordination Unit, RAP- II, DoR, Thimphu	253,529.00	253,529.00
206.01/2005	Gyelposhing-Nganglam Road Project, DOR, Lingmithang	5,498,132.00	5,498,132.00
206.01/2018	Second Bhutan Urban Development Project	529,045.00	529,045.00
206.01/2019	Urban Infrastructure Development Project for Dzongkhag Administration, Dagana	2,087.00	2,087.00
206.01/2020	Road Network Project II, under Department of Roads,	12,803,640.45	12,803,640.45
206.01/2021	Second Bhutan Urban Development Project, City Corporation, Thimphu	2,568,373.00	2,568,373.00
206.01/2023	Department of Engineering Section, MoWHS	2,157,351.75	2,157,351.75
206.01/2024	ORIO-RGOB Project, DoR, MoWHS, Dagapela	2,685,202.00	2,685,202.00
206.01/2025	Phuentsholing Thromdey for Department of Engineering Services, MoWHS	716,531.00	716,531.00
206.01/2026	Department of Road (Project# SASEC Project BHU-L/3149, G-004)	1,229,364.00	1,229,364.00
207.01/1001	Ministry of Information & Communications Secretariat, Thimphu	1,640,469.00	1,640,469.00
207.01/1002	Department of Air Transport (DoAT)	16,101,593.68	16,101,593.68
207.01/1003	Roads Safety and Transport Authority, MOIC	1,942,051.00	1,942,051.00
207.01/1004	Regional Transport Office, RSTA, Phuentsholing	679,202.66	679,202.66

Account Number	Operating Unit	Progressive Receipt Amount	Progressive Remittance Amount
207.01/1005	Regional Transport Office, RSTA, Gelephu	427,065.00	427,065.00
207.01/1006	Regional Transport Office, RSTA, Samdrup Jongkhar	181,689.00	181,689.00
207.01/1007	Department of Information & Technology	2,033,652.00	2,033,652.00
207.01/1008	Department of Information & Media	498,852.78	498,852.78
207.01/1009	Bhutan Civil Aviation Authority (BCAA)	1,675,671.00	1,675,671.00
207.01/1010	Regional Transport Office. Mongar	360,990.00	360,990.00
207.01/2002	DIT, Ministry of Information and Communicaitons	64,977.00	64,977.00
207.01/2003	AFD, Ministry of Information and Communications, Thimphu	207,675.00	207,675.00
207.01/2004	Department of Information Technology and Telecom, MoIC	151,538.00	151,538.00
207.01/2005	Department of Air Transport, Ministry of Information & Communications, Paro	1,527,587.00	1,527,587.00
208.01/1001	Ministry of Health Secretariat, Thimphu	3,964,449.00	3,964,449.00
208.01/1002	Department of Public Health Services, MoH, Thimphu	3,563,838.00	3,563,838.00
208.01/1003	Department of Medical Services, MoH, Thimphu	11,371,478.77	11,371,478.77
208.01/1005	Regional Referral Hospital, Mongar	7,440,269.00	7,440,269.00
208.01/1006	Central Regional Referral Hospital, Gelephu	5,352,952.00	5,352,952.00
208.01/1007	Malaria Eradication Program, Gelephu	481,018.00	481,018.00
208.01/1009	Medical Supply Depot, Phuentsholing	852,091.00	852,091.00
208.01/1010	Phuentsholing General Hospital	4,793,768.00	4,793,768.00
208.01/1011	Department of Traditional Medicine Services (DTMS), MoH	3,334,152.35	3,334,152.35
208.01/1012	Department of Medical Supply and Health Infrastructure (DMSHI)	11,206,558.66	11,206,558.66
208.01/2002	Ministry of Health	343,732.00	343,732.00
208.01/2003	Ministry of Health	41,154.00	41,154.00
208.01/2004	RENEW Secretariat, Thimphu	69,770.62	69,770.62
208.01/2005	Vector-Borne Disease Control Programme, Gelephu	134,040.00	134,040.00
208.01/2008	Country Coordination Mechanism, Ministry of Health	40,155.00	40,155.00
208.01/2009	Construction of CRR Hospital, Gelephu, MoH, Thimphu	2,506,184.00	2,506,184.00
208.01/2012	TB Control Programme, MoH, Thimphu	272,940.00	272,940.00
208.01/2013	Enhanced Malaria Control Project, Gelephu	133,232.00	133,232.00
208.01/2016	International Assistance, Ministry of Health, Thimphu	224,145.55	224,145.55
208.01/2017	UNICEF Assisted Projects, Ministry of Health, Thimphu	226,299.00	226,299.00
208.01/2020	Expansion of JDWNR Hospital, Thimphu	8,234,738.15	8,234,738.15
208.01/2021	Construction of Public Health Laboratory, MoH	2,171,358.00	2,171,358.00
208.01/2022	Reconstruction of 40 bedded Samtse Hospital, Ministry of Health	1,440,840.00	1,440,840.00
208.01/2023	Office of the Project Management Team, Global Fund to fight AIDS TB & Malaria, MoH.	11,846.00	11,846.00

Account Number	Operating Unit	Progressive Receipt Amount	Progressive Remittance Amount
208.01/2024	Health Infrastructure Development Division , MoH	1,537,353.00	1,537,353.00
209.01/1001	Ministry Of Education Secretariat, Thimphu	2,958,066.00	2,958,066.00
209.01/1002	Department Of Adult and Higher Education, MOE, Thimphu	1,138,362.00	1,138,362.00
209.01/1003	Department of School Education, MoE, Thimphu	2,843,466.61	2,843,466.61
209.01/1004	Department of Youth, Culture & Sports, MoE, Thimphu	1,857,694.00	1,857,694.00
209.01/2001	International Assistance, Ministry of Education, Thimphu	35,419,109.18	35,419,109.18
209.01/2002	UNICEF Assisted Project, Ministry of Education, Thimphu	581,285.00	581,285.00
209.01/2003	Scholarship Division, Dept. of Adult & Higher Education, Thimphu	35,237.00	35,237.00
209.01/2007	Save the Children Fund-USA assisted Project	75,722.00	75,722.00
209.01/2008	Deptt. of Youth & Sports, Ministry of Education, Thimphu	14,617.00	14,617.00
210.01/1001	Ministry of Labour & Human Resources Secretariat, Thimphu	2,144,153.15	2,144,153.15
210.01/1002	Department of Human Resources, Thimphu	2,442,710.00	2,442,710.00
210.01/1003	Bhutan Vocational Qualification Authority, Thimphu	538,834.00	538,834.00
210.01/1004	Department of Labour, MoLHR	1,448,821.00	1,448,821.00
210.01/1005	Department of Employment, MoLHR	2,049,861.00	2,049,861.00
210.01/1006	Trashigang Institute for Zorig Chusum	890,043.00	890,043.00
210.01/1007	National Institute for Zorig Chusum, Thimphu.	1,264,167.00	1,264,167.00
210.01/1009	Samthang Institute of Automobile Engineering	945,221.00	945,221.00
210.01/1010	Vocational Training Institute, Khuruthang, Punakha	1,108,663.00	1,108,663.00
210.01/1011	Vocational Training Institute, Rangjung, Trashigang	932,621.00	932,621.00
210.01/1012	Jigme Wangchuk Power Training Institute, Dekiling, Sarpang	1,354,541.00	1,354,541.00
210.01/1013	Chumey Vocational Training Institute, Bumthang	622,272.00	622,272.00
210.01/1014	Thimphu Institute of Automobile Engineering, MoLHR	392,434.00	392,434.00
210.01/2006	Department of Human Resources	92,951.00	92,951.00
401.01/1001	Dzongkhag Administration, Chhukha	22,889,985.00	22,889,985.00
401.01/1002	Phuentsholing Drungkhag	7,666,988.00	7,666,988.00
401.02/1001	Sampheling Geog, Chhuka	318,483.62	318,483.62
401.03/1001	Bongo Geog, Chhuka	213,917.00	213,917.00
401.04/1001	Chapcha Geog. Chhukha Dzongkhag	93,206.00	93,206.00
401.05/1001	Dungna Geog, Chhukha Dzongkhag	62,087.00	62,087.00
401.06/1001	Gayling Geog, Chhukha Dzongkhag	73,496.00	73,496.00
401.07/1001	Darla Geog, Chhuka	191,687.00	191,687.00
401.08/1001	Getana Geog, Chhukha Dzongkhag	97,960.00	97,960.00
401.09/1001	Jabcho Geog, Chhukha Dzongkhag	130,705.00	130,705.00
401.10/1001	Lokchina Geog, Chhuka	334,402.00	334,402.00

Account Number	Operating Unit	Progressive Receipt Amount	Progressive Remittance Amount
401.11/1001	Metakha Geog, Chhukha Dzongkhag	138,264.00	138,264.00
401.12/1001	Phuentsholing Geog, Chhuka	282,094.00	282,094.00
402.01/1001	Dzongkhag Administration, Haa	10,204,625.00	10,204,625.00
402.02/1001	Bjee Geog, Ha Dzongkhag	89,081.00	89,081.00
402.03/1001	Kastho Geog, Ha Dzongkhag	100,385.00	100,385.00
402.04/1001	Sambekha Geog, Ha Dzongkhag	131,084.00	131,084.00
402.05/1001	Sama Geog, Ha Dzongkhag	182,506.00	182,506.00
402.06/1001	Uesu Geog, Ha Dzongkhag	140,757.00	140,757.00
402.07/1001	Gakiling Geog, Haa Dzongkhag	155,903.00	155,903.00
403.01/1001	Dzongkhag Administration, Paro	27,760,462.50	27,760,462.50
403.02/1001	Dobshari Geog, Paro Dzongkhag	162,187.00	162,187.00
403.03/1001	Dogar Geog, Paro Dzongkhag	113,580.00	113,580.00
403.04/1001	Dotey Geog, Paro Dzongkhag	203,231.80	203,231.80
403.05/1001	Horey Geog, Paro Dzongkhag	94,902.00	94,902.00
403.06/1001	Lango Geog, Paro Dzongkhag	84,840.00	84,840.00
403.07/1001	Lungni Geog, Paro Dzongkhag	190,305.00	190,305.00
403.08/1001	Naja Geog, Paro Dzongkhag	112,738.00	112,738.00
403.09/1001	Shaba Geog, Paro Dzongkhag	197,110.00	197,110.00
403.10/1001	Tsento Geog, Paro Dzongkhag	199,409.00	199,409.00
403.11/1001	Wangchang Geog, Paro Dzongkhag	264,597.00	264,597.00
404.01/1001	Dzongkhag Administration, Samtse	21,291,486.06	21,291,486.06
404.01/1002	Sipsu Drungkhag	8,326,418.55	8,326,418.55
404.01/1003	Dorokha Drungkhag	3,308,771.00	3,308,771.00
404.02/1001	Bara Geog, Samtse Dzongkhag	191,860.00	191,860.00
404.03/1001	Biru Geog, Samtse Dzongkhag	617,996.00	617,996.00
404.04/1001	Charghare Geog, Samtse Dzongkhag	284,677.00	284,677.00
404.05/1001	Chengmari Geog, Samtse Dzongkhag	258,340.00	258,340.00
404.06/1001	Denchhukha Geog, Samtse Dzongkhag	265,012.00	265,012.00
404.07/1001	Dorokha Geog, Samtse Dzongkhag	415,600.00	415,600.00
404.08/1001	Dumtse Geog, Samtse Dzongkhag	217,528.00	217,528.00
404.09/1001	Ghumauney Geog, Samtse Dzongkhag	338,027.00	338,027.00
404.10/1001	Lhahareni Geog, Samtse Dzongkhag	111,846.00	111,846.00
404.11/1001	Tendu Geog, Samtse Dzongkhag	295,751.00	295,751.00
404.12/1001	Nainital Geog, Samtse Dzongkhag	125,030.00	125,030.00
404.13/1001	Pagli Geog, Samtse Dzongkhag	229,994.00	229,994.00
404.14/1001	Samtse Geog, Samtse Dzongkhag	219,292.00	219,292.00
404.15/1001	Sibsu Geog, Samtse Dzongkhag	180,797.00	180,797.00

Account Number	Operating Unit	Progressive Receipt Amount	Progressive Remittance Amount
404.16/1001	Tading Geog, Samtse Dzongkhag	345,553.00	345,553.00
405.01/1001	Dzongkhag Administration, Tsirang	14,617,035.35	14,617,035.35
405.02/1001	Beteni Geog, Tsirang Dzongkhag	202,085.00	202,085.00
405.03/1001	Dunglegang Geog, Tsirang Dzongkhag	125,203.00	125,203.00
405.04/1001	Barshong Geog, Tsirang Dzongkhag	120,686.00	120,686.00
405.05/1001	Gosheling Geog, Tsirang Dzongkhag	156,639.00	156,639.00
405.06/1001	Rangthangling Geog, Tsirang Dzongkhag	154,675.00	154,675.00
405.07/1001	Kikhorthang Geog, Tsirang Dzongkhag	208,680.00	208,680.00
405.08/1001	Mendrelgang Geog, Tsirang Dzongkhag	203,544.00	203,544.00
405.09/1001	Patale Geog, Tsirang Dzongkhag	131,084.00	131,084.00
405.10/1001	Phuentenchhu Geog, Tsirang Dzongkhag	125,581.00	125,581.00
405.11/1001	Semjong Geog, Tsirang Dzongkhag	127,097.00	127,097.00
405.12/1001	Tsholingkhar Geog, Tsirang Dzongkhag	126,966.00	126,966.00
405.13/1001	Tsirangtoe Geog, Tsirang Dzongkhag	56,150.00	56,150.00
406.01/1001	Dzongkhag Administration, Dagana	16,446,371.80	16,446,371.80
406.01/1002	Lhamoizingkha Dungkhag, Dagana	3,563,638.00	3,563,638.00
406.02/1001	Dorona Geog, Dagana Dzongkhag	184,349.00	184,349.00
406.03/1001	Drujeygang Geog, Dagana Dzongkhag	165,519.25	165,519.25
406.04/1001	Gesarling Geog, Dagana Dzongkhag	155,634.00	155,634.00
406.05/1001	Goshi Geog, Dagana Dzongkhag	199,880.00	199,880.00
406.06/1001	Kana Geog, Dagana Dzongkhag	138,530.00	138,530.00
406.07/1001	Khebisa Geog, Dagana Dzongkhag	138,767.00	138,767.00
406.08/1001	Lajab Geog, Dagana Dzongkhag	104,371.00	104,371.00
406.09/1001	Tashiding Geog, Dagana Dzongkhag	150,884.00	150,884.00
406.10/1001	Tshendaygang Geog, Dagana Dzongkhag	129,519.00	129,519.00
406.11/1001	Tshangkha Geog, Dagana Dzongkhag	111,723.00	111,723.00
406.12/1001	Tseza Geog, Dagana Dzongkhag	168,985.60	168,985.60
406.13/1001	Deorali Geog, Dagana Dzongkhag	221,435.00	221,435.00
406.14/1001	Lhamoizingkha Geog, Dagana Dzongkhag	193,040.00	193,040.00
406.15/1001	Nichula Geog, Dagana Dzongkhag	175,057.00	175,057.00
407.01/1001	Dzongkhag Administration, Punakha	20,753,300.00	20,753,300.00
407.02/1001	Chhubu Geog, Punakha Dzongkhag	138,186.00	138,186.00
407.03/1001	Goenshari Geog, Punakha Dzongkhag	156,309.00	156,309.00
407.04/1001	Guma Geog, Punakha Dzongkhag	166,625.68	166,625.68
407.05/1001	Kabjisa Geog, Punakha Dzongkhag	228,455.00	228,455.00
407.06/1001	Lingbukha Geog, Punakha Dzongkhag	80,054.00	80,054.00
407.07/1001	Shengana Geog, Punakha Dzongkhag	139,709.00	139,709.00

Account Number	Operating Unit	Progressive Receipt Amount	Progressive Remittance Amount
407.08/1001	Talo Geog, Punakha Dzongkhag	124,916.00	124,916.00
407.09/1001	Toewang Geog, Punakha Dzongkhag	143,340.00	143,340.00
407.10/1001	Zoma Geog, Punakha Dzongkhag	93,073.00	93,073.00
407.11/1001	Baap Geog, Punakha	154,974.00	154,974.00
407.12/1001	Toebesa Geog, Punakha	74,169.00	74,169.00
408.01/1001	Dzongkhag Administration, Wangdue Phodrang	23,720,096.70	23,720,096.70
408.02/1001	Bjena Gewog, Wangdue Phodrang Dzongkhag	133,629.00	133,629.00
408.03/1001	Dangchhu Geog, Wangdue Phodrang Dzongkhag	143,542.00	143,542.00
408.04/1001	Darkar Geog, Wangdue Phodrang Dzongkhag	151,279.00	151,279.00
408.05/1001	Gangtey Geog, Wangdue Phodrang Dzongkhag	202,393.00	202,393.00
408.06/1001	Gasetshogom Geog, Wangdue Phodrang Dzongkhag	181,971.00	181,971.00
408.07/1001	Gasetshowom Geog, Wangdue Phodrang Dzongkhag	70,511.00	70,511.00
408.08/1001	Kashi Geog, Wangdue Phodrang Dzongkhag	148,661.00	148,661.00
408.09/1001	Nahi Geog, Wangdue Phodrang Dzongkhag	99,528.00	99,528.00
408.10/1001	Nisho Geog, Wangdue Phodrang Dzongkhag	150,694.00	150,694.00
408.11/1001	Phangyul Geog, Wangdue Phodrang Dzongkhag	159,841.00	159,841.00
408.12/1001	Phobjee Geog, Wangdue Phodrang Dzongkhag	153,349.00	153,349.00
408.13/1001	Roepa Geog, Wangdue Phodrang Dzongkhag	136,386.00	136,386.00
408.14/1001	Sephu Geog, Wangdue Phodrang Dzongkhag	211,716.00	211,716.00
408.15/1001	Athang Gewog, Wangdue Phodrang Dzongkhag	211,831.00	211,831.00
408.16/1001	Thetshong Geog, Wangdue Phodrang Dzongkhag	91,138.00	91,138.00
409.01/1001	Dzongkhag Administration, Bumthang	16,548,325.48	16,548,325.48
409.02/1001	Chhoekhor Geog, Bumthang Dzongkhag	227,619.00	227,619.00
409.03/1001	Chhume Geog, Bumthang Dzongkhag	154,572.00	154,572.00
409.04/1001	Tang Geog, Bumthang Dzongkhag	119,527.00	119,527.00
409.05/1001	Ura Geog, Bumthang Dzongkhag	73,697.00	73,697.00
410.01/1001	Dzongkhag Administration, Sarpang	24,961,761.00	24,961,761.00
410.01/1002	Dungkhag Administration, Gelephu	280,418.00	280,418.00
410.02/1002	Samtayling Geog, Sarpang Dzongkhag	107,225.00	107,225.00
410.03/1002	Chuzangang Geog, Sarpang Dzongkhag	153,016.00	153,016.00
410.04/1001	Dekiling Geog, Sarpang Dzongkhag	212,531.00	212,531.00
410.05/1001	Doeban Geog, Sarpang Dzongkhag	299,404.49	299,404.49
410.06/1002	Tareything Geog, Sarpang Dzongkhag	106,415.72	106,415.72
410.07/1002	Gelephu Geog, Sarpang Dzongkhag	123,683.02	123,683.02
410.08/1001	Hilley Geog, Sarpang Dzongkhag	189,369.00	189,369.00
410.09/1002	Jigmechoeling Geog, Sarpang Dzongkhag	191,283.25	191,283.25
410.10/1002	Umling Gewog, Sarpang Dzongkhag	119,306.00	119,306.00

Account Number	Operating Unit	Progressive Receipt Amount	Progressive Remittance Amount
410.11/1001	Singhi Geog, Sarpang Dzongkhag	133,321.00	133,321.00
410.12/1001	Sarpangtar Geog, Sarpang Dzongkhag	181,396.00	181,396.00
410.13/1002	Sershong Geog, Sarpang Dzongkhag	88,615.00	88,615.00
411.01/1001	Dzongkhag Administration, Zhemgang	13,508,252.00	13,508,252.00
411.01/1003	Panbang Dungkhag	4,217,689.55	4,217,689.55
411.02/1001	Bardo Geog, Zhemgang Dzongkhag	174,750.00	174,750.00
411.03/1002	Bjoka Gewog, Panbang Dungkhag	257,064.00	257,064.00
411.04/1001	Nangkor Geog, Zhemgang Dzongkhag	181,822.00	181,822.00
411.05/1002	Ngangla Gewog	373,433.00	373,433.00
411.06/1002	Phangkhar Gewog	313,239.48	313,239.48
411.07/1001	Shingkar Geog, Zhemgang Dzongkhag	176,409.00	176,409.00
411.08/1001	Trong Geog, Zhemgang Dzongkhag	276,399.00	276,399.00
411.09/1002	Goshing Gewog, Panbang Dungkhag	203,716.00	203,716.00
412.01/1001	Dzongkhag Administration, Trongsa	14,633,795.00	14,633,795.00
412.02/1001	Dragteng Geog, Trongsa Dzongkhag	137,996.00	137,996.00
412.03/1001	Korphu Geog, Trongsa Dzongkhag	129,663.00	129,663.00
412.04/1001	Langthel Geog, Trongsa Dzongkhag	189,112.00	189,112.00
412.05/1001	Nubi Geog, Trongsa Dzongkhag	203,923.00	203,923.00
412.06/1001	Tangsibji Geog, Trongsa Dzongkhag	141,030.00	141,030.00
413.01/1001	Dzongkhag Administration, Lhuentse	17,781,994.06	17,781,994.06
413.01/2002	MAGIP Project, Lhuentse Dzongkhag	209,639.00	209,639.00
413.01/2003	Commercial Agriculture & Resilient Enhancement Programme (CARLEP)	29,751.00	29,751.00
413.02/1001	Gangzur Geog, Lhuentse Dzongkhag	433,565.00	433,565.00
413.03/1001	Jarey Geog, Lhuentse Dzongkhag	186,412.00	186,412.00
413.04/1001	Khoma Geog, Lhuentse Dzongkhag	373,840.00	373,840.00
413.05/1001	Kurtoe Geog, Lhuentse Dzongkhag	194,364.00	194,364.00
413.06/1001	Minjay Geog, Lhuentse Dzongkhag	362,480.00	362,480.00
413.07/1001	Menbi Geog, Lhuentse Dzongkhag	187,909.00	187,909.00
413.08/1001	Metsho Geog, Lhuentse Dzongkhag	193,375.00	193,375.00
413.09/1001	Tshenkhar Geog, Lhuentse Dzongkhag	415,518.08	415,518.08
414.01/1001	Dzongkhag Administration, Mongar	25,618,597.00	25,618,597.00
414.01/1002	Office of the Gyaltsab	210,884.62	210,884.62
414.01/2002	MAGIP Project, Mongar	443,015.00	443,015.00
414.01/2003	CARLEP	47,143.00	47,143.00
414.02/1001	Balam Geog, Mongar Dzongkhag	116,671.00	116,671.00
414.03/1001	Chali Geog, Mongar Dzongkhag	117,804.00	117,804.00
414.04/1001	Chaskhar Geog, Mongar Dzongkhag	141,840.00	141,840.00

Account Number	Operating Unit	Progressive Receipt Amount	Progressive Remittance Amount
414.05/1001	Dramtse Geog, Mongar Dzongkhag	237,528.00	237,528.00
414.06/1001	Drepong Geog, Mongar Dzongkhag	152,961.00	152,961.00
414.07/1001	Gongdue Geog, Mongar Dzongkhag	313,287.00	313,287.00
414.08/1001	Jurmey Geog, Mongar Dzongkhag	186,351.00	186,351.00
414.09/1001	Kengkhar Geog, Mongar Dzongkhag	198,147.00	198,147.00
414.10/1001	Mongar Geog, Mongar Dzongkhag	282,583.00	282,583.00
414.11/1001	Natshang Geog, Mongar Dzongkhag	155,197.00	155,197.00
414.12/1001	Saleng Geog, Mongar Dzongkhag	272,800.00	272,800.00
414.13/1001	Sherimung Geog, Mongar Dzongkhag	216,358.00	216,358.00
414.14/1001	Silambi Geog, Mongar Dzongkhag	203,706.00	203,706.00
414.15/1001	Thangrong Geog, Mongar Dzongkhag	117,832.00	117,832.00
414.16/1001	Tsakaling Geog, Mongar Dzongkhag	131,960.00	131,960.00
414.17/1001	Tsamang Geog, Mongar Dzongkhag	519,424.00	519,424.00
414.18/1001	Narang Geog, Mongar Dzongkhag	225,356.00	225,356.00
415.01/1001	Dzongkhag Administration, Pema Gatshel	22,850,389.00	22,850,389.00
415.01/1002	Nganglam Drungkhag	1,262,407.18	1,262,407.18
415.01/2003	CARLEP	16,290.00	16,290.00
415.02/1001	Chongshing Gewog, Pema Gatshel Dzongkhag	197,767.00	197,767.00
415.03/1001	Chhimung Geog, Pema Gatshel Dzongkhag	328,671.00	328,671.00
415.04/1001	Dungme Geog, Pema Gatshel Dzongkhag	209,989.00	209,989.00
415.05/1001	Khar Geog, Pema Gatshel Dzongkhag	537,460.00	537,460.00
415.06/1001	Shumar geog, Pema Gatshel Dzongkhag	199,175.00	199,175.00
415.07/1001	Yurung Geog, Pema Gatshel Dzongkhag	158,811.00	158,811.00
415.08/1001	Zobel Geog, Pema Gatshel Dzongkhag	292,563.00	292,563.00
415.09/1001	Decheling Gewog, Nganglam Dungkhag	157,304.00	157,304.00
415.10/1001	Norbugang Gewog, Nganglam Dungkhag	156,768.00	156,768.00
415.11/1001	Nanong Gewog, Pemagatshel Dzongkhag	147,864.00	147,864.00
415.12/1001	Chokorling Gewog, Nganglam Dungkhag	496,961.00	496,961.00
416.01/1001	Dzongkhag Administration, Samdrup Jongkhar	20,859,330.00	20,859,330.00
416.01/2002	MAGIP Project, Samdrup Jongkhar Dzongkhag	121,693.00	121,693.00
416.01/2003	CARLEP	44,795.00	44,795.00
416.02/1001	Phuntshothang Geog, Samdrup Jongkhar Dzongkhag	275,966.00	275,966.00
416.03/1001	Pemethang Geog, Samdrup Jongkhar Dzongkhag	185,689.00	185,689.00
416.04/1001	Gomdar Geog, Samdrup Jongkhar Dzongkhag	214,109.00	214,109.00
416.05/1001	Wangphu Geog, S/Jongkhar Dzongkhag	206,607.18	206,607.18
416.06/1001	Langchenphu Geog, Samdrup Jongkhar Dzongkhag	151,919.00	151,919.00
416.07/1001	Lauri Geog, Samdrup Jongkhar Dzongkhag	313,156.00	313,156.00

Account Number	Operating Unit	Progressive Receipt Amount	Progressive Remittance Amount
416.08/1001	Martshala Geog, Samdrup Jongkhar Dzongkhag	249,562.00	249,562.00
416.09/1001	Deothang Geog, S/Jongkhar Dzongkhag	170,099.00	170,099.00
416.10/1001	Orong Geog, Samdrup Jongkhar Dzongkhag	209,462.00	209,462.00
416.11/1001	Samrang Geog, Samdrup Jongkhar Dzongkhag	76,133.00	76,133.00
416.12/1001	Serthi Geog, Samdrup Jongkhar Dzongkhag	218,882.00	218,882.00
417.01/1001	Dzongkhag Administration, Trashigang	26,823,501.71	26,823,501.71
417.01/1002	Sakteng Dungkhag, Tashigang	1,534,900.00	1,534,900.00
417.01/1003	Thrimshing Dungkhag, Tashigang	2,264,519.00	2,264,519.00
417.01/1004	Wamrong Dungkhag, Tashigang	7,205,019.00	7,205,019.00
417.01/2002	MAGIP Project, Trashigang Dzongkhag	141,663.00	141,663.00
417.01/2003	CARLEP	29,130.00	29,130.00
417.02/1001	Bartsham Geog, Trashigang Dzongkhag	97,949.00	97,949.00
417.03/1001	Bidung Geog, Trashigang Dzongkhag	126,329.00	126,329.00
417.04/1001	Kanglung Geog, Trashigang Dzongkhag	145,467.00	145,467.00
417.05/1001	Kangpara Geog, Trashigang Dzongkhag	288,454.00	288,454.00
417.06/1001	Khaling Geog, Trashigang Dzongkhag	195,024.00	195,024.00
417.07/1001	Lumang Geog, Trashigang Dzongkhag	316,181.00	316,181.00
417.08/1001	Merak Geog, Trashigang Dzongkhag	205,225.00	205,225.00
417.09/1001	Yangneer Geog, Trashigang Dzongkhag	213,303.00	213,303.00
417.10/1001	Phongmey Geog, Trashigang Dzongkhag	201,718.00	201,718.00
417.11/1001	Radhi Geog, Trashigang Dzongkhag	186,874.00	186,874.00
417.12/1001	Sakten Geog, Trashigang Dzongkhag	238,353.00	238,353.00
417.13/1001	Samkhar Geog, Trashigang Dzongkhag	160,876.00	160,876.00
417.14/1001	Shongphu Geog, Trashigang Dzongkhag	270,866.00	270,866.00
417.15/1001	Thrimshing Geog, Trashigang Dzongkhag	221,409.00	221,409.00
417.16/1001	Uzarong Geog, Trashigang Dzongkhag	288,344.00	288,344.00
418.01/1001	Dzongkhag Administration, Thimphu	10,325,925.00	10,325,925.00
418.01/1002	Lingzhi Drungkhag	1,017,815.80	1,017,815.80
418.02/1001	Soe Geog, Thimphu Dzongkhag	136,675.00	136,675.00
418.03/1001	Chang Geog, Thimphu Dzongkhag	131,811.00	131,811.00
418.04/1001	Dagala Geog, Thimphu Dzongkhag	105,749.00	105,749.00
418.05/1001	Gayney Geog, Thimphu Dzongkhag	107,415.00	107,415.00
418.06/1001	Kawang Geog, Thimphu Dzongkhag	131,331.00	131,331.00
418.07/1001	Lingshi Geog, Thimphu Dzongkhag	41,879.00	41,879.00
418.08/1001	Mewang Geog, Thimphu Dzongkhag	372,778.50	372,778.50
418.09/1001	Naro Geog, Thimphu Dzongkhag	37,842.00	37,842.00
419.01/1002	Gasa Dzongkhag	6,289,491.70	6,289,491.70

Account Number	Operating Unit	Progressive Receipt Amount	Progressive Remittance Amount
419.02/1002	Geonkhamed Gewog	82,684.00	82,684.00
419.03/1002	Geonkhatoed Gewog	77,683.00	77,683.00
419.04/1002	Laya Gewog	103,444.00	103,444.00
419.05/1002	Lunana Gewog	93,697.00	93,697.00
420.01/1001	Dzongkhag Administration, Trashi Yangtse	16,247,513.00	16,247,513.00
420.01/2002	MAGIP Project, Trashiyangtse Dzongkhag	78,768.00	78,768.00
420.01/2003	CARLEP	179,955.00	179,955.00
420.02/1001	Bumdiling Gewog, Trashi Yangtse Dzongkhag	205,652.00	205,652.00
420.03/1001	Jamkhar Gewog, Trashi Yangtse Dzongkhag	148,903.00	148,903.00
420.04/1001	Khamdang Gewog, Trashi Yangtse Dzongkhag	171,025.00	171,025.00
420.05/1001	Ramjar Gewog, Trashi Yangtse Dzongkhag	157,207.00	157,207.00
420.06/1001	Toetsho Gewog, Trashi Yangtse Dzongkhag	122,990.00	122,990.00
420.07/1001	Tongshang Gewog, Trashi Yangtse Dzongkhag	145,017.00	145,017.00
420.08/1001	Yalang Gewog, Trashi Yangtse Dzongkhag	56,714.00	56,714.00
420.09/1001	Yangtse Gewog, Trashi Yangtse Dzongkhag	205,188.00	205,188.00
	Total	1,144,208,189.31	1,144,207,889.31

**SCHEDULE 9: SCHEDULE OF MISCELLANEOUS RECEIPTS AND PAYMENTS FOR THE
FY : 2015-2016**

(Nu. In thousand)

Account Number	Operating Unit	Receipt	Payment	Net
101.01/1001	His Majestys Secretariat, Thimphu		96,376.000	-96,376.000
102.01/1001	Secretariat of His Majesty the Fourth Druk Gyalpo		578,588.000	-578,588.000
103.01/1001	National Assembly of Bhutan, Thimphu		195,574.210	-195,574.210
104.01/1001	National Council Secretariat, Thimphu	1,669,873.900	3,339,747.800	-1,669,873.900
105.01/1001	Central Monastic Secretariat, Thimphu		1,728,930.000	-1,728,930.000
105.01/1002	Central Monk Bodies (Rabdey), CRA, Thimphu	1,015,581.260	2,731,043.260	-1,715,462.000
105.01/1003	HM Secretariat, Council for Religious Affairs		126,698.000	-126,698.000
105.01/2001	Religion & Health Project, Central Monastic Secretariat, Thimphu	65,000.000	2,148,000.000	-2,083,000.000
105.01/2002	Dratshang Lhentshög, Thimphu	1,836,371.600	2,364,925.350	-528,553.750
106.01/1001	High Court, Thimphu	7,000.000	14,000.000	-7,000.000
106.01/1005	District Court, Punakha		0.770	-0.770
106.01/1010	District Court, Samtse		68,032.000	-68,032.000
106.01/1013	District Court, Haa		19,582.000	-19,582.000
106.01/1014	District Court, Trongsa	9,111.000	18,222.000	-9,111.000
106.01/1018	District Court, Pema Gatshel		1,057.030	-1,057.030
106.01/1019	District Court, Bumthang	16,928.000	16,928.000	0.000
106.01/1021	District Court, Trashigang		6,333.000	-6,333.000
106.01/1026	Drungkhag Court, Dorokha		36,742.000	-36,742.000
106.01/1036	Drungkhag Court, Sombaykha		38,930.000	-38,930.000
106.01/1037	Supreme Court	44,950.000	8,625,950.380	-8,581,000.380
106.01/2001	Supreme Court, Thimphu		3,534,969.070	-3,534,969.070
106.01/2006	Construction of High Court Building, Thimphu		526,999.000	-526,999.000
106.01/2008	Supreme Court		1,348,669.000	-1,348,669.000
107.01/1001	Royal Civil Service Commission, Thimphu		588,344.000	-588,344.000
107.01/2003	Royal Civil Service Commission, Thimphu		637,517.800	-637,517.800

Account Number	Operating Unit	Receipt	Payment	Net
107.01/2004	Royal Civil Service Commission (SHRD-II), Thimphu		491,811.470	-491,811.470
108.01/1001	Anti-Corruption Commission		187,676.470	-187,676.470
108.01/2001	Anti-Corruption Commission		29,833.400	-29,833.400
109.01/1001	Election Commissioner Office, Thimphu	1,910,242.790	8,816,195.360	-6,905,952.570
110.01/1001	Royal Audit Authority, Thimphu	16,538,872.870	34,077,745.740	-17,538,872.870
110.01/1002	Regional Royal Audit Authority (East), S/Jongkhar		44,853.340	-44,853.340
110.01/1004	Regional Royal Audit Authority (West), Tsirang		9,676.750	-9,676.750
110.01/1005	Office of Assistant Auditor General - Western Region		147,471.000	-147,471.000
110.01/2001	Royal Audit Authority, Thimphu		3,959,061.220	-3,959,061.220
111.01/1001	Cabinet Secretariat, Thimphu	71,312.000	362,378.000	-291,066.000
111.01/2002	G2C		490,126.150	-490,126.150
111.01/2003	G2C		600,683.600	-600,683.600
112.01/1001	Office of Legal Affairs, Thimphu		1,752,656.000	-1,752,656.000
112.01/2001	Office of the Attorney General, Thimphu		768,081.600	-768,081.600
113.01/1001	Bhutan Olympic Committee, Thimphu	150,000.000	5,056,212.250	-4,906,212.250
114.01/1001	Dzongkha Development Commission, Thimphu	214,824.000	2,522,658.000	-2,307,834.000
115.01/1001	National Land Commission, Thimphu	12,961,416.000	19,109,552.770	-6,148,136.770
116.01/1001	Centre for Bhutan Studies, Thimphu		1,097,811.000	-1,097,811.000
117.01/1001	GNH Commission Secretariat, Thimphu	10,847.000	20,576.070	-9,729.070
117.01/2006	Rural Economy Advancement Programme (REAP II), GNHC		2,616,524.500	-2,616,524.500
118.01/1001	National Environment Commission, Thimphu.	434,536.040	955,628.000	-521,091.960
118.01/2004	Green-House Gas Project, NEC, Thimphu		2,280,329.000	-2,280,329.000
119.01/1001	Royal Institute of Management, Semtokha		4,889,502.240	-4,889,502.240
119.01/2004	Royal Institute of Management, Semtokha		2,740.000	-2,740.000
120.01/1001	Royal University of Bhutan , Thimphu		125,000.000	-125,000.000

Account Number	Operating Unit	Receipt	Payment	Net
120.01/1002	Sherubtse College, Kanglung		7,029,469.130	-7,029,469.130
120.01/1004	College of Science and Technology		904,594.760	-904,594.760
120.01/1005	Paro College of Education		5,235,171.000	-5,235,171.000
120.01/1006	Samtse College of Education	108,590.000	2,281,743.000	-2,173,153.000
120.01/1007	JIGME NAMGYEL POLYTECHNIC, Deothang		5,195,909.400	-5,195,909.400
120.01/1008	Gedu College of Business Studies		2,954,699.000	-2,954,699.000
120.01/1011	Institute of Language and Culture Studies, Taktse		3,163,164.000	-3,163,164.000
120.01/2002	College of Natural Resources, Lobesa		2,471,932.000	-2,471,932.000
121.01/2001	National Statistical Bureau, Thimphu		132,099.010	-132,099.010
122.01/1001	Bhutan Narcotic Control Agency, Thimphu	13,444.000	4,310,756.750	-4,297,312.750
123.01/1001	Bhutan InfoComm & Media Authority, Thimphu		2,226,000.000	-2,226,000.000
124.01/1001	Thimphu Thromdey Schools, City Corporation, Thimphu	2,701,106.890	11,057,101.580	-8,355,994.690
124.01/1002	Phuentsholing Thromde School		2,807,712.000	-2,807,712.000
124.01/1003	Samdrup Jongkhar Thromde Schools		683,143.880	-683,143.880
124.01/1004	Gelephu Thromde Schools		44,716.000	-44,716.000
125.01/1001	Drug Regulatory Authority		2,450,446.490	-2,450,446.490
126.01/1001	Tourism Council of Bhutan	4,781,929.190	11,078,096.070	-6,296,166.880
126.01/1002	HTMTI-Construction Project	5,592.140	5,592.140	0.000
126.01/1003	Royal Institute for Tourism & Hospitality		146,970.000	-146,970.000
127.01/1001	National Commission for Women & Children	10,000.000	489,721.200	-479,721.200
128.01/1001	Royal Education Council	46,750.000	1,870,697.000	-1,823,947.000
129.01/1001	Bhutan Council for School Examination and Assessment	992.000	1,953,913.750	-1,952,921.750
130.01/1001	Royal Privy Council, Thimphu.	1,317,831.000	2,635,662.000	-1,317,831.000
131.01/1001	Bhutan Standards Bureau		1,998,775.480	-1,998,775.480
132.01/1002	University of Medical Sciences	489,000.000	20,683,056.860	-20,194,056.860
132.01/2001	Royal Institute of Health Science		901,684.470	-901,684.470
132.01/2002	Faculty of Traditional Medicine		3,629,119.110	-3,629,119.110

Account Number	Operating Unit	Receipt	Payment	Net
133.01/1001	Jigme Singye Wangchuk school of Law, Taba, Thimphu	195,500.000	1,261,805.290	-1,066,305.290
134.01/1001	Bhutan National Legal Institute		2,100,000.000	-2,100,000.000
136.01/1001	Jigme Dorji Wangchuck National Referral Hospital	558,675.000	11,536,466.550	-10,977,791.550
201.01/1001	Ministry of Home and Cultural Affairs, Thimphu	965,835.000	2,911,218.270	-1,945,383.270
201.01/1002	Department of Civil Registration & Census, MoHCA, Thimphu	1,441,854.000	7,170,081.460	-5,728,227.460
201.01/1003	Department of Culture, MoHCA, Thimphu		907,716.730	-907,716.730
201.01/1004	Department of Local Governance, MoHCA		450,720.000	-450,720.000
201.01/1005	Department of Immigration, MoHCA, Thimphu		24,066.000	-24,066.000
201.01/1006	Department of Disaster Management, MoHCA, Thimphu	837,041.260	1,931,714.300	-1,094,673.040
201.01/1007	Royal Bhutan Police, HQ	4,500,726.280	58,919,573.040	-54,418,846.760
201.01/1011	Regional Immigration Office, MoHCA, Gelephu		5,000.000	-5,000.000
201.01/1012	Regional Immigration Office, MoHCA, Phuentsholing	33,684.000	303,413.000	-269,729.000
201.01/1015	National Museum, Paro		2,200,000.000	-2,200,000.000
201.01/1016	The Tower of Trongsa Museum, Ta Dzong, Trongsa		163,910.000	-163,910.000
201.01/1018	Royal Bhutan Police, Phuentsholing	34,815.000	69,630.000	-34,815.000
201.01/1019	Royal Bhutan Police, Samdrup Jongkhar	12,300.000	32,100.000	-19,800.000
201.01/1020	Royal Bhutan Police, Samtse	3,030.760	6,061.520	-3,030.760
201.01/1021	Royal Bhutan Police, Gelephu	82,626.000	218,508.520	-135,882.520
201.01/1022	Jail Services, Royal Bhutan Police		674,100.230	-674,100.230
201.01/1023	Fire Fighting Services, Royal Bhutan Police	111,508.460	4,745,646.610	-4,634,138.150
201.01/1031	Royal Bhutan Police, Punakha	28,500.000	57,000.000	-28,500.000
201.01/1033	Royal Bhutan Police, Bumthang		19,154.000	-19,154.000
201.01/2001	Disaster Mgt. Division, MoHCA, Thimphu		22,589.000	-22,589.000

Account Number	Operating Unit	Receipt	Payment	Net
201.01/2007	Department of Disaster Management, MoHCA, Thimphu	48,619.300	259,488.010	-210,868.710
201.01/2013	Pemagatshel Dzong Construction Project, Ministry of Home and Cultural Affairs		300,000.000	-300,000.000
201.01/2015	Local Governance Sustainable Development Program (LGSDP), MOHCA	38,756.000	403,049.980	-364,293.980
201.01/2017	Wangduephodrang Dzong Reconstruction Project	1,342,200.000	2,304,081.850	-961,881.850
201.01/2019	Paro Tadzong Conservation Project	3,000.000	214,326.000	-211,326.000
201.01/2020	Phajoding Lhakhang Conservation Project		4,551,549.000	-4,551,549.000
201.01/2021	Gasa Dzong Conservation Project, Department of Culture, MoHCA	1,050.000	27,709,045.000	-27,707,995.000
201.01/2022	Construction of Sarpang Dzong, Department of Culture, MoHCA	418,220.000	1,203,583.630	-785,363.630
202.01/1001	Ministry of Finance Secretariat, Thimphu	572,446.500	41,036,663.850	-40,464,217.350
202.01/1002	Department of Public Accounts	1,031,755.000	12,288,928.000	-11,257,173.000
202.01/1003	Department of National Budget, Ministry of Finance, Thimphu	2,306,903.460	1,178,553.730	1,128,349.730
202.01/1004	Department of Revenue and Customs, Ministry of Finance, Thimphu		188,704.500	-188,704.500
202.01/1005	Department of National Properties, MoF, Thimphu	2,275.000	242,308.000	-240,033.000
202.01/1006	Department of Public Accounts (CPE), Thimphu	300,000,000.000	600,869,121.580	-300,869,121.580
202.01/1008	Regional Revenue & Customs Office, P/ling		18,936.000	-18,936.000
202.01/1009	Regional Revenue & Customs, Gelephu		984,524.000	-984,524.000
202.01/1010	Regional Revenue & Customs Office, S/Jongkhar		667,608.530	-667,608.530
202.01/1011	Regional Revenue & Customs Office, Samtse		7,323.400	-7,323.400
202.01/1014	Regional Revenue & Customs Office, MoF, Bumthang		885,687.000	-885,687.000
202.01/1016	Department of National Properties (D/Works), MoF, Thimphu		8,008,930.460	-8,008,930.460

Account Number	Operating Unit	Receipt	Payment	Net
202.01/1019	Liaison and Transit Office Customs, Kolkata	30,600.000	30,600.000	0.000
203.01/1001	Ministry of Foreign Affairs, Thimphu	376,826.380	9,385,350.480	-9,008,524.100
203.01/1002	Permanent Mission of Bhutan, Ministry of Foreign Affairs, New York, USA	324,550.860	4,999,330.040	-4,674,779.180
203.01/1003	Permanent Mission of Bhutan, Ministry of Foreign Affairs, Geneva, Switzerland		17,968,003.690	-17,968,003.690
203.01/1004	Royal Bhutanese Embassy, Ministry of Foreign Affairs, New Delhi, India	1,997,802.000	10,180,441.020	-8,182,639.020
203.01/1005	Royal Bhutanese Embassy, Ministry of Foreign Affairs, Dhaka, Bangladesh	2,820,711.910	2,790,514.910	30,197.000
203.01/1006	Royal Bhutanese Embassy, Ministry of Foreign Affairs, Kuwait	2,824,269.380	5,526,760.740	-2,702,491.360
203.01/1007	Royal Bhutanese Embassy, Ministry of Foreign Affairs, Bangkok, Thailand	4,623,241.510	204,615.020	4,418,626.490
203.01/1008	Royal Bhutanese Consulate, Ministry of Foreign Affairs, Kolkotta, India		317,356.210	-317,356.210
203.01/1009	Royal Bhutanese Embassy, Brussels, Belgium	592,322.830	3,042,293.590	-2,449,970.760
204.01/1001	Ministry of Agriculture and Forests Secretariat	67,229.000	1,102,598.600	-1,035,369.600
204.01/1002	Department of Agriculture, MoA, Thimphu	6,662,271.300	32,264,486.950	-25,602,215.650
204.01/1003	Department of Livestock, MoA, Thimphu		386,782.010	-386,782.010
204.01/1004	Department of Forests and Park Services, MOA, Thimphu		3,319,634.190	-3,319,634.190
204.01/1005	Council of RNR Research of Bhutan, CoRRB	547,506.000	636,185.000	-88,679.000
204.01/1006	Bhutan Agriculture & Food Regulatory Authority (BAFRA), MoA, Thimphu	450,112.300	1,328,481.000	-878,368.700
204.01/1007	National Biodiversity Centre, Serbithang	50,503.000	1,593,195.100	-1,542,692.100
204.01/1008	Agriculture Machinery Centre, Paro		11,591,851.000	-11,591,851.000
204.01/1009	Post Harvest Unit, MOA, Paro		1,845,325.000	-1,845,325.000
204.01/1010	Central Machinery Unit, MOA, Bumthang		182,570.000	-182,570.000

Account Number	Operating Unit	Receipt	Payment	Net
204.01/1011	National Plant Protection Center, Semtokha		2,571,955.450	-2,571,955.450
204.01/1012	National Soil Service Centre, Semtokha		2,133,008.790	-2,133,008.790
204.01/1013	National Center for Animal Health, Serbitang		4,930,000.000	-4,930,000.000
204.01/1014	National Centre for Aquaculture (NCA)	238,836.840	31,660,045.980	-31,421,209.140
204.01/1015	National Horse & Brown Swiss Cross Breeding Program, Bumthang		1,514,146.000	-1,514,146.000
204.01/1016	National Livestock Breeding Programme, Yusipang	49,291.400	6,486,725.800	-6,437,434.400
204.01/1017	National Feed & Fodder Development Programme, Bumthang	3,650,000.000	12,972,328.000	-9,322,328.000
204.01/1018	Regional Livestock Development Centre		163,159.000	-163,159.000
204.01/1019	Regional Poultry Breeding Centre, Paro		44,500.000	-44,500.000
204.01/1020	National Pig Breeding Centre, Wangchutaba	347,775.000	40,757,511.000	-40,409,736.000
204.01/1021	National Sheep Breeding Farm, Bumthang		999,000.000	-999,000.000
204.01/1022	Brown Swiss Farm, Bumthang	86,161.000	15,246,809.460	-15,160,648.460
204.01/1023	National Jersey Breeding Farm, Samtse		298,992.000	-298,992.000
204.01/1024	Regional Livestock Development Centre, DoL, MoA, Zhemgang		71,543.000	-71,543.000
204.01/1025	Regional Veterinary Laboratory, Tsimalakha	647,608.000	2,690,216.000	-2,042,608.000
204.01/1026	National Poultry Breeding Farm, Sarpang		99,578,103.410	-99,578,103.410
204.01/1027	Regional Veterinary Laboratory, Kanglung		5,092,041.830	-5,092,041.830
204.01/1028	Livestock Central Store, Phuntsholing		63,039.580	-63,039.580
204.01/1029	Cold Water Fish Culture Centre (CWFCC), Haa		14,075,400.400	-14,075,400.400
204.01/1030	Calf Rearing Centre, Wangkha, Chhukha	205,504.510	1,224,581.140	-1,019,076.630
204.01/1031	Regional Livestock Breeding Centre, Lingmithang		3,875,963.000	-3,875,963.000
204.01/1032	Regional Mithun Breeding Farm, Arong	20,016.000	62,735.220	-42,719.220

Account Number	Operating Unit	Receipt	Payment	Net
204.01/1033	National Nublang Farm, Tashiyangphu		31,668.000	-31,668.000
204.01/1034	Regional Mithun Breeding Farm, Zhemgang		120,306.000	-120,306.000
204.01/1035	Divisional Forest Office, Zhemgang	598,596.600	2,775,985.030	-2,177,388.430
204.01/1037	Jigme Singye Wangchuk National Park, Trongsa	676,803.910	1,905,766.000	-1,228,962.090
204.01/1038	Bumdeling Wildlife Sanctuary, Trashigang	216,237.000	432,474.000	-216,237.000
204.01/1039	Jigme Dorji National Park, Gasar		419,650.660	-419,650.660
204.01/1040	Royal Manas National Park, Gelephu		68,623.810	-68,623.810
204.01/1041	Thrumshingla National Park, Ura, Bumthang		13,910,191.000	-13,910,191.000
204.01/1042	Divisional Forest Office, Gedu		549,408.000	-549,408.000
204.01/1043	Divisional Forest Office, Wangdue Phodrang	74,713.000	1,920,042.000	-1,845,329.000
204.01/1044	Divisional Forest Office, Thimphu		4,100,640.000	-4,100,640.000
204.01/1045	Forestry Services Division, Trashigang		300,000.000	-300,000.000
204.01/1046	Divisional Forest Office, Samtse	26,981.000	1,156,632.100	-1,129,651.100
204.01/1047	Divisional Forest Office, S/ Jongkhar	150,000.000	430,635.000	-280,635.000
204.01/1048	Divisional Forest Office, Paro	759,528.000	1,563,602.050	-804,074.050
204.01/1049	Divisional Forest Office, Mongar		1,265,321.800	-1,265,321.800
204.01/1050	Forestry Services Division, Sarpang		3,667,547.530	-3,667,547.530
204.01/1051	Divisional Forest Office, Tsirang		20,000.000	-20,000.000
204.01/1052	Divisional Forest Office, Bumthang	8,041.000	16,082.000	-8,041.000
204.01/1053	Forest Resources Dev. Division, Thimphu		40,971,706.620	-40,971,706.620
204.01/1054	Wangchuck Centennial Park, Bumthang		920,630.000	-920,630.000
204.01/1056	RNR-Research Centre, Bajo	1,000,000.000	13,190,025.880	-12,190,025.880
204.01/1057	RNR-Research Centre, Jakar, Bumthang		32,685,589.000	-32,685,589.000
204.01/1058	RNR-Research Centre, Yusipang	983,511.180	5,925,511.180	-4,942,000.000
204.01/1059	RNRRC, Wengkhari		9,421,141.460	-9,421,141.460

Account Number	Operating Unit	Receipt	Payment	Net
204.01/1060	National Seed Centre, Paro		2,100,000.000	-2,100,000.000
204.01/1061	Rural Development Training Centre		54,080.000	-54,080.000
204.01/1062	National Pig Breeding Centre, Gelephu	48,896.000	9,679,286.590	-9,630,390.590
204.01/1063	Regional Fish Seed Production Centre, Bhangtar		19,145,117.820	-19,145,117.820
204.01/1064	RNR -RDC Bhur, Gelephu		343,587.000	-343,587.000
204.01/1065	Regional Marketing Officer and The Accountant		43,994.950	-43,994.950
204.01/1066	Phibsoo Wildlife Sanctuary, Sarpang	192,400.000	452,400.000	-260,000.000
204.01/2003	Management Planning of Wangchuck Centennial Park-Phase II, Bumthang	22,445.810	1,608,160.610	-1,585,714.800
204.01/2006	Royal Botanical and Recreational Parks Division, MoA		6,623,819.000	-6,623,819.000
204.01/2007	GOI & AMMEPP Projects, MoA, Thimphu		1,857,451.860	-1,857,451.860
204.01/2013	S/thening of Livestock Dev. Initiative, DoL		3,299,152.000	-3,299,152.000
204.01/2016	Ugyen Wangchuck Institute for Conservation and Environment	5,115,014.690	11,780,029.380	-6,665,014.690
204.01/2021	Thrumshingla National Park, Ura, Bumthang		71,072.000	-71,072.000
204.01/2022	Rural Development Training Centre, Zhemgang	19,890.000	430,856.000	-410,966.000
204.01/2024	Royal Manas National Park, Gelephu		132,230.000	-132,230.000
204.01/2025	Bio-diversity Conservation Project-II, NCD		605,701.580	-605,701.580
204.01/2027	Rural Livelihood Project, Zhemgang	139,400.000	42,432.000	96,968.000
204.01/2031	Department of Livestock, Ministry of Agriculture, Thimphu		354,890.450	-354,890.450
204.01/2036	MAGIP Project, Ministry of Agriculture and Forests		5,291,927.410	-5,291,927.410
204.01/2037	MAGIP Project, Regional Agriculture Marketing Cooperative Office, Mongar		6,075,681.740	-6,075,681.740
204.01/2038	Wildlife Conservation Division, MoAF, Thimphu		1,493,076.600	-1,493,076.600
204.01/2039	AFD, Ministry of Agriculture and FOREST.	161,211.000	2,367,208.300	-2,205,997.300

Account Number	Operating Unit	Receipt	Payment	Net
204.01/2040	Green Bhutan Project, MoAF, Thimphu		837,538.000	-837,538.000
204.01/2042	AFD, MoAF (REDD + Readiness Project)		287,124.000	-287,124.000
205.01/1001	Ministry of Trade & Economics Affairs, Thimphu	9,474.000	1,876,976.620	-1,867,502.620
205.01/1002	Department of Trade, MTEA, Thimphu		1,540,593.240	-1,540,593.240
205.01/1003	Department of Geology & Mines, MTEA, Thimphu	360,366.000	762,973.020	-402,607.020
205.01/1005	Department of Industry, MTEA, Thimphu		6,966,050.600	-6,966,050.600
205.01/1006	Regional Trade & Industry Office, Trongsa		37,227.000	-37,227.000
205.01/1007	Regional Trade & Industry Office, MTI, Phuentsholing	4,410.000	8,820.000	-4,410.000
205.01/1008	Regional Trade & Industry Office, MTI, Gelephu	1,108.000	9,459.140	-8,351.140
205.01/1009	Regional Trade & Industry Office, MTI, Samdrup Jongkhar	6,592,000.000	6,592,000.000	0.000
205.01/1010	Regional Trade & Industry Office, Mongar	541,535.000	555,460.000	-13,925.000
205.01/1011	Dept. of Geology & Mines (Deposit Works), MTI, Thimphu	1,380,998.640	8,003,655.090	-6,622,656.450
205.01/1012	Department of Cottage & Small Industries, MoEA		2,016,009.390	-2,016,009.390
205.01/1013	Department of HydroPower & Power Systems	1,041,222.000	1,058,128.260	-16,906.260
205.01/1014	Department of Renewable Energy	887,286.800	2,267,287.600	-1,380,000.800
205.01/1015	Department of HydroMet Services	1,200,622.670	5,378,741.760	-4,178,119.090
205.01/1016	Consumer Protection Office, Ministry of Economic Affairs, Tjhimphu		393,123.420	-393,123.420
205.01/2001	EIT, Department of Trade, MoEA, Thimphu		4,047.900	-4,047.900
206.01/1001	Secretariat, Ministry of Works & Human Settlement, Thimphu	8,483,274.670	22,809,069.770	-14,325,795.100
206.01/1002	Department of Roads, Thimphu	19,062,126.000	21,974,362.760	-2,912,236.760
206.01/1003	Department of Engineering Services	1,708,345.710	30,270,986.640	-28,562,640.930
206.01/1004	Field Roads Maintenance Division, DOR, Zhemgang	953,910.000	4,800,834.030	-3,846,924.030

Account Number	Operating Unit	Receipt	Payment	Net
206.01/1005	Field Roads Maintenance Division, DOR, Lobesa	458,092.130	142,550,700.250	-142,092,608.120
206.01/1006	Field Roads Maintenance Division, DOR, Trashigang	786,691.000	17,809,158.790	-17,022,467.790
206.01/1007	Field Roads Maintenance Division, DOR, Phuentsholing		55,026,601.000	-55,026,601.000
206.01/1008	Field Roads Maintenance Division, DOR, Sarpang	5,495,665.200	14,789,785.290	-9,294,120.090
206.01/1009	Field Roads Maintenance Division, DOR, Lingmithang	27,898,370.560	57,633,552.710	-29,735,182.150
206.01/1010	Field Roads Maintenance Division, DOR, Trongsa	554,098.000	52,666,369.000	-52,112,271.000
206.01/1011	Field Roads Maintenance Division, DOR, Thimphu	5,147,149.640	95,861,344.490	-90,714,194.850
206.01/1014	Central Stores Unit, DoR, Phuentsholing (Deposit Work)	1,696,494.000	610,466,191.030	-608,769,697.030
206.01/1017	Department of Human Settlement, MoWHS	448,000.000	8,714,718.260	-8,266,718.260
206.01/1018	Project Management Office for Gomphu - Pangbang & Mamung - Digala Road Project	511,892.900	10,135,051.980	-9,623,159.080
206.01/1019	Field Road Division, Department of Road, Samdrup Jongkhar	1,033,136.000	36,792,822.000	-35,759,686.000
206.01/2001	Project Coordination Unit, RAP- II, DoR, Thimphu	370.000	209,026.810	-208,656.810
206.01/2005	Gyelposhing-Nganglam Road Project, DOR, Lingmithang	8,435,638.670	26,700,779.310	-18,265,140.640
206.01/2018	Second Bhutan Urban Development Project		99,347.000	-99,347.000
206.01/2020	Road Network Project II, under Department of Roads,	1,409,404.270	84,480,406.640	-83,071,002.370
206.01/2021	Second Bhutan Urban Development Project, City Corporation, Thimphu		8,898,594.180	-8,898,594.180
206.01/2022	Poverty Alleviation through Road Development in Southern Bhutan, under Department of Roads, Ministry of Works and Human Settlement		6,027.000	-6,027.000
206.01/2023	Department of Engineering Section, MoWHS		2,816,682.500	-2,816,682.500
206.01/2024	ORIO-RGOB Project, DoR, MoWHS, Dagapela	23,768,590.000	15,745,418.500	8,023,171.500
206.01/2026	Department of Road (Project# SASEC Project BHU-L/3149, G-004)		1,124,225.210	-1,124,225.210

Account Number	Operating Unit	Receipt	Payment	Net
207.01/1001	Ministry of Information & Communications Secretariat, Thimphu		3,694.380	-3,694.380
207.01/1002	Department of Air Transport (DoAT)	1,189,301.770	39,412,507.680	-38,223,205.910
207.01/1003	Roads Safety and Transport Authority, MOIC		3,249,876.000	-3,249,876.000
207.01/1004	Regional Transport Office, RSTA, Phuentsholing	20,680.000	175,130.000	-154,450.000
207.01/1005	Regional Transport Office, RSTA, Gelephu	2,750.000	5,403.360	-2,653.360
207.01/1006	Regional Transport Office, RSTA, Samdrup Jongkhar		60,028.000	-60,028.000
207.01/1007	Department of Information & Technology	2,204,781.500	8,073,079.410	-5,868,297.910
207.01/1008	Department of Information & Media	932,348.000	2,016,946.000	-1,084,598.000
207.01/1010	Regional Transport Office. Mongar		162,832.100	-162,832.100
207.01/2002	DIT, Ministry of Information and Communicaitons		1,741,488.000	-1,741,488.000
207.01/2004	Department of Information Technology and Telecom, MoIC		940,288.360	-940,288.360
207.01/2005	Department of Air Transport, Ministry of Information & Communications, Paro		7,573,845.000	-7,573,845.000
208.01/1001	Ministry of Health Secretariat, Thimphu	1,825,555.500	13,613,882.780	-11,788,327.280
208.01/1002	Department of Public Health Services, MoH, Thimphu		165,722.000	-165,722.000
208.01/1003	Department of Medical Services, MoH, Thimphu	5,160,950.590	18,917,789.390	-13,756,838.800
208.01/1005	Regional Referral Hospital, Mongar		1,406,040.000	-1,406,040.000
208.01/1006	Central Regional Referral Hospital, Gelephu	93,372.990	566,165.980	-472,792.990
208.01/1007	Malaria Eradication Program, Gelephu	38,057.690	76,115.380	-38,057.690
208.01/1009	Medical Supply Depot, Phuentsholing	20,385.000	6,667,114.950	-6,646,729.950
208.01/1010	Phuentsholing General Hospital	1,193,800.000	2,483,628.000	-1,289,828.000
208.01/1011	Department of Traditional Medicine Services (DTMS), MoH	114,067.000	236,697.120	-122,630.120
208.01/1012	Department of Medical Supply and Health Infrastructure (DMSHI)	14,595,357.050	32,783,494.050	-18,188,137.000

Account Number	Operating Unit	Receipt	Payment	Net
208.01/2002	Ministry of Health		217,540.000	-217,540.000
208.01/2003	Ministry of Health	53,176.000	64,130.000	-10,954.000
208.01/2004	RENEW Secretariat, Thimphu		11,459.000	-11,459.000
208.01/2005	Vector-Borne Disease Control Programme, Gelephu		366,690.850	-366,690.850
208.01/2009	Construction of CRR Hospital, Gelephu, MoH, Thimphu		11,616,696.000	-11,616,696.000
208.01/2012	TB Control Programme, MoH, Thimphu	155,473.200	1,144,636.200	-989,163.000
208.01/2016	International Assistance, Ministry of Health, Thimphu		361,859.240	-361,859.240
208.01/2017	UNICEF Assisted Projects, Ministry of Health, Thimphu		336,318.000	-336,318.000
208.01/2020	Expansion of JDWNR Hospital, Thimphu	10,309,342.950	8,234,738.150	2,074,604.800
208.01/2021	Construction of Public Health Laboratory, MoH		10,492,549.000	-10,492,549.000
208.01/2022	Reconstruction of 40 bedded Samtse Hospital, Ministry of Health	3,396,690.000	11,587,649.000	-8,190,959.000
208.01/2024	Health Infrastructure Development Division , MoH		6,864,102.000	-6,864,102.000
209.01/1001	Ministry Of Education Secretariat, Thimphu	4,495,556.920	7,449,317.480	-2,953,760.560
209.01/1002	Department Of Adult and Higher Education, MOE, Thimphu	7,500.000	5,695,242.860	-5,687,742.860
209.01/1003	Department of School Education, MoE, Thimphu	5,063,628.180	16,947,459.380	-11,883,831.200
209.01/1004	Department of Youth, Culture & Sports, MoE, Thimphu		1,147,626.300	-1,147,626.300
209.01/2001	International Assistance, Ministry of Education, Thimphu	3,504,178.150	120,984,203.520	-117,480,025.370
209.01/2002	UNICEF Assisted Project, Ministry of Education, Thimphu		2,440,765.970	-2,440,765.970
209.01/2003	Scholarship Division, Dept. of Adult & Higher Education, Thimphu		109,261.800	-109,261.800
209.01/2007	Save the Children Fund-USA assisted Project		205,641.000	-205,641.000
209.01/2008	Deptt. of Youth & Sports, Ministry of Education, Thimphu	6,399.000	12,890.000	-6,491.000
210.01/1001	Ministry of Labour & Human Resources Secretariat, Thimphu		87,200.000	-87,200.000

Account Number	Operating Unit	Receipt	Payment	Net
210.01/1002	Department of Human Resources, Thimphu		27,066.000	-27,066.000
210.01/1003	Bhutan Vocational Qualification Authority, Thimphu		2,717,000.000	-2,717,000.000
210.01/1004	Department of Labour, MoLHR		2,860,000.000	-2,860,000.000
210.01/1005	Department of Employment, MoLHR	708,750.000	4,641,588.140	-3,932,838.140
210.01/1006	Trashi Yangtse Institute for Zorig Chusum		2,753.000	-2,753.000
210.01/1007	National Institute for Zorig Chusum, Thimphu.	13,000.000	26,000.000	-13,000.000
210.01/1010	Vocational Training Institute, Khuruthang, Punakha		120,731.000	-120,731.000
210.01/1012	Jigme Wangchuk Power Training Institute, Dekiling, Sarpang		62,115.790	-62,115.790
210.01/1013	Chumey Vocational Training Institute, Bumthang		31,230.480	-31,230.480
401.01/1001	Dzongkhag Administration, Chhukha	7,107,891.500	81,549,488.500	-74,441,597.000
401.01/1002	Phuentsholing Drungkhag		3,330,579.000	-3,330,579.000
401.02/1001	Sampheling Geog, Chhuka	3,900.000	2,567,598.000	-2,563,698.000
401.03/1001	Bongo Geog, Chhuka		2,682,803.000	-2,682,803.000
401.04/1001	Chapcha Geog. Chhukha Dzongkhag		119,397.000	-119,397.000
401.05/1001	Dungna Geog, Chhukha Dzongkhag		1,100,258.000	-1,100,258.000
401.06/1001	Gayling Geog, Chhukha Dzongkhag		1,559,814.000	-1,559,814.000
401.07/1001	Darla Geog, Chhuka	110,403.000	7,007,231.000	-6,896,828.000
401.08/1001	Getana Geog, Chhukha Dzongkhag		1,699,142.000	-1,699,142.000
401.09/1001	Jabcho Geog, Chhukha Dzongkhag		666,583.000	-666,583.000
401.10/1001	Lokchina Geog, Chhuka		1,513,554.000	-1,513,554.000
401.11/1001	Metakha Geog, Chhukha Dzongkhag	60,999.000	541,611.000	-480,612.000
401.12/1001	Phuentsholing Geog, Chhuka		3,353,682.000	-3,353,682.000
402.01/1001	Dzongkhag Administration, Haa	957,910.420	34,186,378.980	-33,228,468.560
402.02/1001	Bjee Geog, Ha Dzongkhag		727,848.000	-727,848.000
402.03/1001	Kastho Geog, Ha Dzongkhag		3,458,169.000	-3,458,169.000
402.04/1001	Sambekha Geog, Ha Dzongkhag		474,083.000	-474,083.000

Account Number	Operating Unit	Receipt	Payment	Net
402.05/1001	Sama Geog, Ha Dzongkhag		757,008.000	-757,008.000
402.06/1001	Uesu Geog, Ha Dzongkhag		434,054.000	-434,054.000
402.07/1001	Gakiling Geog, Haa Dzongkhag		1,102,724.000	-1,102,724.000
403.01/1001	Dzongkhag Administration, Paro	1,458,362.600	23,376,649.520	-21,918,286.920
403.02/1001	Dobshari Geog, Paro Dzongkhag		321,382.000	-321,382.000
403.03/1001	Dogar Geog, Paro Dzongkhag		364,001.000	-364,001.000
403.04/1001	Dotey Geog, Paro Dzongkhag		302,046.490	-302,046.490
403.05/1001	Horey Geog, Paro Dzongkhag		151,355.200	-151,355.200
403.06/1001	Lango Geog, Paro Dzongkhag		336,684.000	-336,684.000
403.07/1001	Lungni Geog, Paro Dzongkhag		808,528.000	-808,528.000
403.08/1001	Naja Geog, Paro Dzongkhag		535,740.000	-535,740.000
403.09/1001	Shaba Geog, Paro Dzongkhag		741,985.000	-741,985.000
403.10/1001	Tsento Geog, Paro Dzongkhag		223,209.000	-223,209.000
403.11/1001	Wangchang Geog, Paro Dzongkhag		1,911,910.000	-1,911,910.000
404.01/1001	Dzongkhag Administration, Samtse	783,198.000	64,381,497.290	-63,598,299.290
404.01/1002	Sipsu Drungkhag		15,380,430.830	-15,380,430.830
404.01/1003	Dorokha Drungkhag		47,571,437.000	-47,571,437.000
404.02/1001	Bara Geog, Samtse Dzongkhag		675,516.000	-675,516.000
404.03/1001	Biru Geog, Samtse Dzongkhag	8,650.000	16,819,020.000	-16,810,370.000
404.04/1001	Charghare Geog, Samtse Dzongkhag		1,097,663.800	-1,097,663.800
404.05/1001	Chengmari Geog, Samtse Dzongkhag		2,466,396.000	-2,466,396.000
404.06/1001	Denchhukha Geog, Samtse Dzongkhag		5,247,106.000	-5,247,106.000
404.07/1001	Dorokha Geog, Samtse Dzongkhag		1,661,650.000	-1,661,650.000
404.08/1001	Dumtoe Geog, Samtse Dzongkhag		777,531.000	-777,531.000
404.09/1001	Ghumaaney Geog, Samtse Dzongkhag		3,739,926.000	-3,739,926.000

Account Number	Operating Unit	Receipt	Payment	Net
404.10/1001	Lhahareni Geog, Samtse Dzongkhag		270,028.000	-270,028.000
404.11/1001	Tendu Geog, Samtse Dzongkhag	115,944.000	1,136,390.000	-1,020,446.000
404.12/1001	Nainital Geog, Samtse Dzongkhag		1,476,688.000	-1,476,688.000
404.13/1001	Pagli Geog, Samtse Dzongkhag	802,408.000	4,586,599.040	-3,784,191.040
404.14/1001	Samtse Geog, Samtse Dzongkhag		5,468,725.000	-5,468,725.000
404.15/1001	Sibsu Geog, Samtse Dzongkhag		865,668.000	-865,668.000
404.16/1001	Tading Geog, Samtse Dzongkhag		1,087,463.000	-1,087,463.000
405.01/1001	Dzongkhag Administration, Tsirang	10,000.000	27,369,019.000	-27,359,019.000
405.02/1001	Beteni Geog, Tsirang Dzongkhag		528,923.000	-528,923.000
405.03/1001	Dunglegang Geog, Tsirang Dzongkhag		383,375.000	-383,375.000
405.04/1001	Barshong Geog, Tsirang Dzongkhag		52,170.000	-52,170.000
405.05/1001	Gosheling Geog, Tsirang Dzongkhag		1,091,313.000	-1,091,313.000
405.06/1001	Rangthangling Geog, Tsirang Dzongkhag		471,876.000	-471,876.000
405.07/1001	Kikhorthang Geog, Tsirang Dzongkhag		413,761.000	-413,761.000
405.08/1001	Mendrelgang Geog, Tsirang Dzongkhag		385,949.000	-385,949.000
405.09/1001	Patale Geog, Tsirang Dzongkhag		319,014.000	-319,014.000
405.10/1001	Phuentenchhu Geog, Tsirang Dzongkhag		143,940.000	-143,940.000
405.11/1001	Semjong Geog, Tsirang Dzongkhag		229,366.000	-229,366.000
405.12/1001	Tsholingkhar Geog, Tsirang Dzongkhag	18,718.000	416,470.000	-397,752.000
405.13/1001	Tsirangtoe Geog, Tsirang Dzongkhag		168,730.000	-168,730.000
406.01/1001	Dzongkhag Administration, Dagana	229,438.000	46,333,530.780	-46,104,092.780
406.01/1002	Lhamoizingkha Dungkhag, Dagana		74,410,470.000	-74,410,470.000
406.02/1001	Dorona Geog, Dagana Dzongkhag		374,433.000	-374,433.000
406.03/1001	Drujeygang Geog, Dagana Dzongkhag		1,822,928.330	-1,822,928.330

Account Number	Operating Unit	Receipt	Payment	Net
406.04/1001	Gesarling Geog, Dagana Dzongkhag	41,633.000	1,251,399.000	-1,209,766.000
406.05/1001	Goshi Geog, Dagana Dzongkhag	23,451.000	867,093.000	-843,642.000
406.06/1001	Kana Geog, Dagana Dzongkhag		886,582.140	-886,582.140
406.07/1001	Khebisa Geog, Dagana Dzongkhag		500,000.000	-500,000.000
406.08/1001	Lajab Geog, Dagana Dzongkhag		159,821.000	-159,821.000
406.09/1001	Tashiding Geog, Dagana Dzongkhag	56,075.000	617,250.000	-561,175.000
406.10/1001	Tshendaygang Geog, Dagana Dzongkhag		995,131.000	-995,131.000
406.11/1001	Tshangkha Geog, Dagana Dzongkhag		500,999.000	-500,999.000
406.12/1001	Tseza Geog, Dagana Dzongkhag		391,111.530	-391,111.530
406.13/1001	Deorali Geog, Dagana Dzongkhag		1,005,139.000	-1,005,139.000
406.14/1001	Lhamoizingkha Geog, Dagana Dzongkhag		1,695,820.000	-1,695,820.000
406.15/1001	Nichula Geog, Dagana Dzongkhag		953,152.000	-953,152.000
407.01/1001	Dzongkhag Administration, Punakha	433,620.000	21,729,183.100	-21,295,563.100
407.02/1001	Chhubu Geog, Punakha Dzongkhag		216,592.000	-216,592.000
407.03/1001	Goenshari Geog, Punakha Dzongkhag		171,141.000	-171,141.000
407.04/1001	Guma Geog, Punakha Dzongkhag		1,245,854.000	-1,245,854.000
407.05/1001	Kabjisa Geog, Punakha Dzongkhag		2,416,118.000	-2,416,118.000
407.06/1001	Lingbukha Geog, Punakha Dzongkhag		493,299.000	-493,299.000
407.07/1001	Shengana Geog, Punakha Dzongkhag		301,681.000	-301,681.000
407.08/1001	Talo Geog, Punakha Dzongkhag		395,757.000	-395,757.000
407.09/1001	Toewang Geog, Punakha Dzongkhag	50,771.000	518,411.000	-467,640.000
407.10/1001	Zoma Geog, Punakha Dzongkhag		443,747.180	-443,747.180
407.11/1001	Baap Geog, Punakha		557,022.000	-557,022.000
407.12/1001	Toebesa Geog, Punakha		636,139.000	-636,139.000

Account Number	Operating Unit	Receipt	Payment	Net
408.01/1001	Dzongkhag Administration, Wangdue Phodrang	210,944.000	46,471,519.880	-46,260,575.880
408.02/1001	Bjena Gewog, Wangdue Phodrang Dzongkhag	11,220.000	213,670.000	-202,450.000
408.03/1001	Dangchhu Geog, Wangdue Phodrang Dzongkhag		565,875.000	-565,875.000
408.04/1001	Darkar Geog, Wangdue Phodrang Dzongkhag		880,884.000	-880,884.000
408.05/1001	Gangtey Geog, Wangdue Phodrang Dzongkhag	18,850.000	754,316.000	-735,466.000
408.06/1001	Gasetshogom Geog, Wangdue Phodrang Dzongkhag		620,090.000	-620,090.000
408.07/1001	Gasetshowom Geog, Wangdue Phodrang Dzongkhag		369,652.000	-369,652.000
408.08/1001	Kashi Geog, Wangdue Phodrang Dzongkhag		18,230.000	-18,230.000
408.09/1001	Nahi Geog, Wangdue Phodrang Dzongkhag		356,975.000	-356,975.000
408.10/1001	Nisho Geog, Wangdue Phodrang Dzongkhag		1,653,619.000	-1,653,619.000
408.11/1001	Phangyul Geog, Wangdue Phodrang Dzongkhag		494,873.000	-494,873.000
408.12/1001	Phobjee Geog, Wangdue Phodrang Dzongkhag		422,093.000	-422,093.000
408.13/1001	Roepa Geog, Wangdue Phodrang Dzongkhag		5,903.000	-5,903.000
408.14/1001	Sephu Geog, Wangdue Phodrang Dzongkhag		660,178.000	-660,178.000
408.15/1001	Athang Gewog, Wangdue Phodrang Dzongkhag		1,142,138.000	-1,142,138.000
408.16/1001	Thetshong Geog, Wangdue Phodrang Dzongkhag		145,000.000	-145,000.000
409.01/1001	Dzongkhag Administration, Bumthang	17,026.000	63,587,579.230	-63,570,553.230
409.02/1001	Chhoekhor Geog, Bumthang Dzongkhag		945,658.490	-945,658.490
409.03/1001	Chhume Geog, Bumthang Dzongkhag		381,946.000	-381,946.000
409.04/1001	Tang Geog, Bumthang Dzongkhag		1,769,557.000	-1,769,557.000
409.05/1001	Ura Geog, Bumthang Dzongkhag		89,000.000	-89,000.000
410.01/1001	Dzongkhag Administration, Sarpang	927,610.000	116,716,463.530	-115,788,853.530
410.01/1002	Dungkhag Administration, Gelephu	218,440.000	561,575.000	-343,135.000

Account Number	Operating Unit	Receipt	Payment	Net
410.02/1002	Samtayling Geog, Sarpang Dzongkhag	1,514.000	385,794.000	-384,280.000
410.03/1002	Chuzangang Geog, Sarpang Dzongkhag	135,000.000	503,349.580	-368,349.580
410.04/1001	Dekiling Geog, Sarpang Dzongkhag		2,210,565.000	-2,210,565.000
410.05/1001	Doeban Geog, Sarpang Dzongkhag		3,061,420.480	-3,061,420.480
410.06/1002	Tareythang Geog, Sarpang Dzongkhag		282,318.620	-282,318.620
410.07/1002	Gelephu Geog, Sarpang Dzongkhag	100,000.000	630,593.260	-530,593.260
410.08/1001	Hilley Geog, Sarpang Dzongkhag		519,171.200	-519,171.200
410.09/1002	Jigmechoeling Geog, Sarpang Dzongkhag	385,136.940	5,091,717.830	-4,706,580.890
410.10/1002	Umling Gewog, Sarpang Dzongkhag		875,317.000	-875,317.000
410.11/1001	Singhi Geog, Sarpang Dzongkhag	10,351.000	121,949.000	-111,598.000
410.12/1001	Sarpangtar Geog, Sarpang Dzongkhag		1,587,754.000	-1,587,754.000
410.13/1002	Sershong Geog, Sarpang Dzongkhag		567,147.000	-567,147.000
411.01/1001	Dzongkhag Administration, Zhemgang		42,408,480.050	-42,408,480.050
411.01/1003	Panbang Dungkhag	3,349,832.000	15,553,138.110	-12,203,306.110
411.02/1001	Bardo Geog, Zhemgang Dzongkhag		899,345.000	-899,345.000
411.03/1002	Bjoka Gewog, Panbang Dungkhag		63,500.000	-63,500.000
411.04/1001	Nangkor Geog, Zhemgang Dzongkhag		554,586.000	-554,586.000
411.05/1002	Ngangla Gewog	163,329.000	485,909.000	-322,580.000
411.07/1001	Shingkar Geog, Zhemgang Dzongkhag		659,424.020	-659,424.020
411.08/1001	Trong Geog, Zhemgang Dzongkhag		669,147.000	-669,147.000
411.09/1002	Goshing Gewog, Panbang Dungkhag	204,438.000	467,705.000	-263,267.000
412.01/1001	Dzongkhag Administration, Trongsa	3,913,271.470	43,065,991.700	-39,152,720.230
412.02/1001	Dragteng Geog, Trongsa Dzongkhag		260,451.000	-260,451.000
412.03/1001	Korphu Geog, Trongsa Dzongkhag		1,204,114.000	-1,204,114.000

Account Number	Operating Unit	Receipt	Payment	Net
412.04/1001	Langthel Geog, Trongsa Dzongkhag		513,841.000	-513,841.000
412.05/1001	Nubi Geog, Trongsa Dzongkhag	46,527.000	632,238.000	-585,711.000
412.06/1001	Tangsibji Geog, Trongsa Dzongkhag		246,832.000	-246,832.000
413.01/1001	Dzongkhag Administration, Lhuentse	3,600.000	46,692,575.180	-46,688,975.180
413.01/2002	MAGIP Project, Lhuentse Dzongkhag		765,473.000	-765,473.000
413.01/2003	Commercial Agriculture & Resilient Enhancement Programme (CARLEP)		75,855.000	-75,855.000
413.02/1001	Gangzur Geog, Lhuentse Dzongkhag		974,826.000	-974,826.000
413.03/1001	Jarey Geog, Lhuentse Dzongkhag		648,869.000	-648,869.000
413.04/1001	Khoma Geog, Lhuentse Dzongkhag		727,088.000	-727,088.000
413.05/1001	Kurtoe Geog, Lhuentse Dzongkhag		448,816.000	-448,816.000
413.06/1001	Minjay Geog, Lhuentse Dzongkhag		679,762.000	-679,762.000
413.07/1001	Menbi Geog, Lhuentse Dzongkhag		486,404.000	-486,404.000
413.08/1001	Metscho Geog, Lhuentse Dzongkhag		515,323.000	-515,323.000
413.09/1001	Tshenkhar Geog, Lhuentse Dzongkhag		794,836.000	-794,836.000
414.01/1001	Dzongkhag Administration, Mongar	128,160.000	81,806,968.950	-81,678,808.950
414.01/2002	MAGIP Project, Mongar	100,000.000	596,174.000	-496,174.000
414.02/1001	Balam Geog, Mongar Dzongkhag		326,800.000	-326,800.000
414.03/1001	Chali Geog, Mongar Dzongkhag		723,509.000	-723,509.000
414.04/1001	Chaskhar Geog, Mongar Dzongkhag		555,000.000	-555,000.000
414.05/1001	Dramtse Geog, Mongar Dzongkhag		167,800.000	-167,800.000
414.06/1001	Drepong Geog, Mongar Dzongkhag		60,000.000	-60,000.000
414.07/1001	Gongdue Geog, Mongar Dzongkhag		1,015,259.000	-1,015,259.000
414.08/1001	Jurmey Geog, Mongar Dzongkhag		1,723,204.000	-1,723,204.000
414.09/1001	Kengkhar Geog, Mongar Dzongkhag		328,368.000	-328,368.000

Account Number	Operating Unit	Receipt	Payment	Net
414.10/1001	Mongar Geog, Mongar Dzongkhag		1,675,142.500	-1,675,142.500
414.11/1001	Natshang Geog, Mongar Dzongkhag		343,995.000	-343,995.000
414.12/1001	Saleng Geog, Mongar Dzongkhag		1,501,767.000	-1,501,767.000
414.13/1001	Sherimung Geog, Mongar Dzongkhag		490,004.000	-490,004.000
414.14/1001	Silambi Geog, Mongar Dzongkhag		748,938.000	-748,938.000
414.15/1001	Thangrong Geog, Mongar Dzongkhag		242,100.000	-242,100.000
414.16/1001	Tsakaling Geog, Mongar Dzongkhag		412,084.000	-412,084.000
414.17/1001	Tsamang Geog, Mongar Dzongkhag		767,300.000	-767,300.000
414.18/1001	Narang Geog, Mongar Dzongkhag		671,989.000	-671,989.000
415.01/1001	Dzongkhag Administration, Pema Gatshel	275,862.000	82,887,036.930	-82,611,174.930
415.01/1002	Nganglam Drungkhag	1,364.000	5,126,822.010	-5,125,458.010
415.01/2002	MAGIP Project, Pemagatshel Dzongkhag		63,553.000	-63,553.000
415.01/2003	CARLEP		54,700.000	-54,700.000
415.02/1001	Chongshing Gewog, Pema Gatshel Dzongkhag	200.000	479,948.000	-479,748.000
415.03/1001	Chhimung Geog, Pema Gatshel Dzongkhag		400,881.000	-400,881.000
415.04/1001	Dungme Geog, Pema Gatshel Dzongkhag		914,033.000	-914,033.000
415.05/1001	Khar Geog, Pema Gatshel Dzongkhag	200.000	644,197.000	-643,997.000
415.06/1001	Shumar geog, Pema Gatshel Dzongkhag	200.000	1,328,765.000	-1,328,565.000
415.07/1001	Yurung Geog, Pema Gatshel Dzongkhag		275,992.000	-275,992.000
415.08/1001	Zobel Geog, Pema Gatshel Dzongkhag		748,142.500	-748,142.500
415.09/1001	Decheling Gewog, Nganglam Dungkhag		1,523,332.000	-1,523,332.000
415.10/1001	Norbugang Gewog, Nganglam Dungkhag		552,761.000	-552,761.000
415.11/1001	Nanong Gewog, Pemagatshel Dzongkhag		454,813.000	-454,813.000
415.12/1001	Chokorling Gewog, Nganglam Dungkhag		1,810,081.000	-1,810,081.000

Account Number	Operating Unit	Receipt	Payment	Net
416.01/1001	Dzongkhag Administration, Samdrup Jongkhar	32,000.000	57,860,618.750	-57,828,618.750
416.01/2002	MAGIP Project, Samdrup Jongkhar Dzongkhag		374,781.000	-374,781.000
416.01/2003	CARLEP		128,899.000	-128,899.000
416.02/1001	Phuntshothang Geog, Samdrup Jongkhar Dzongkhag		676,762.000	-676,762.000
416.03/1001	Pemethang Geog, Samdrup Jongkhar Dzongkhag		305,720.000	-305,720.000
416.04/1001	Gomdar Geog, Samdrup Jongkhar Dzongkhag		913,072.000	-913,072.000
416.05/1001	Wangphu Geog, S/Jongkhar Dzongkhag		631,606.420	-631,606.420
416.06/1001	Langchenphu Geog, Samdrup Jongkhar Dzongkhag		518,460.000	-518,460.000
416.07/1001	Lauri Geog, Samdrup Jongkhar Dzongkhag		4,654,757.000	-4,654,757.000
416.08/1001	Martshala Geog, Samdrup Jongkhar Dzongkhag		695,668.160	-695,668.160
416.09/1001	Deothang Geog, S/Jongkhar Dzongkhag		1,090,042.000	-1,090,042.000
416.10/1001	Orong Geog, Samdrup Jongkhar Dzongkhag		862,011.980	-862,011.980
416.11/1001	Samrang Geog, Samdrup Jongkhar Dzongkhag		79,843.000	-79,843.000
416.12/1001	Serthi Geog, Samdrup Jongkhar Dzongkhag		864,929.000	-864,929.000
417.01/1001	Dzongkhag Administration, Trashigang	3,875,347.000	55,792,530.300	-51,917,183.300
417.01/1002	Sakteng Dungkhag, Tashigang		414,060.000	-414,060.000
417.01/1003	Thrimshing Dungkhag, Tashigang	51,500.000	234,194.000	-182,694.000
417.01/1004	Wamrong Dungkhag, Tashigang		3,632,891.000	-3,632,891.000
417.02/1001	Bartsham Geog, Trashigang Dzongkhag	19,949.000	19,949.000	0.000
417.04/1001	Kanglung Geog, Trashigang Dzongkhag		237,554.000	-237,554.000
417.05/1001	Kangpara Geog, Trashigang Dzongkhag		425,000.000	-425,000.000
417.06/1001	Khaling Geog, Trashigang Dzongkhag		381,391.000	-381,391.000
417.08/1001	Merak Geog, Trashigang Dzongkhag		598,521.000	-598,521.000

Account Number	Operating Unit	Receipt	Payment	Net
417.10/1001	Phongmey Geog, Trashigang Dzongkhag	103,760.000	207,520.000	-103,760.000
417.11/1001	Radhi Geog, Trashigang Dzongkhag		1,080.000	-1,080.000
417.12/1001	Sakten Geog, Trashigang Dzongkhag		448,726.260	-448,726.260
417.13/1001	Samkhar Geog, Trashigang Dzongkhag		218,580.000	-218,580.000
417.14/1001	Shongphu Geog, Trashigang Dzongkhag		284,169.000	-284,169.000
417.15/1001	Thrimshing Geog, Trashigang Dzongkhag		333,341.000	-333,341.000
417.16/1001	Uzarong Geog, Trashigang Dzongkhag		132,983.000	-132,983.000
418.01/1001	Dzongkhag Administration, Thimphu	826,635.000	20,909,235.540	-20,082,600.540
418.01/1002	Lingzhi Drungkhag		233,073.000	-233,073.000
418.02/1001	Soe Geog, Thimphu Dzongkhag		475,880.000	-475,880.000
418.03/1001	Chang Geog, Thimphu Dzongkhag		333,029.250	-333,029.250
418.04/1001	Dagala Geog, Thimphu Dzongkhag		2,727,273.000	-2,727,273.000
418.06/1001	Kawang Geog, Thimphu Dzongkhag	1,600.000	552,742.000	-551,142.000
418.07/1001	Lingshi Geog, Thimphu Dzongkhag		2,057,271.000	-2,057,271.000
418.08/1001	Mewang Geog, Thimphu Dzongkhag	95,827.000	1,924,621.500	-1,828,794.500
418.09/1001	Naro Geog, Thimphu Dzongkhag	1,250.000	440,126.000	-438,876.000
419.01/1002	Gasa Dzongkhag	54,260.000	18,713,922.160	-18,659,662.160
419.02/1002	Geonkhamed Gewog		839,258.000	-839,258.000
419.03/1002	Geonkhatod Gewog	16,880.000	319,919.000	-303,039.000
419.04/1002	Laya Gewog		721,607.050	-721,607.050
419.05/1002	Lunana Gewog		603,047.990	-603,047.990
420.01/1001	Dzongkhag Administration, Trashi Yangtse	155,690.000	117,851,391.960	-117,695,701.960
420.01/2002	MAGIP Project, Trashiyangtse Dzongkhag		1,026,891.000	-1,026,891.000
420.01/2003	CARLEP		1,988,459.000	-1,988,459.000
420.02/1001	Bumdiling Gewog, Trashi Yangtse Dzongkhag		2,012,526.000	-2,012,526.000
420.03/1001	Jamkhar Gewog, Trashi Yangtse Dzongkhag		171,600.000	-171,600.000

Account Number	Operating Unit	Receipt	Payment	Net
420.04/1001	Khamdang Gewog, Trashi Yangtse Dzongkhag		165,000.000	-165,000.000
420.05/1001	Ramjar Gewog, Trashi Yangtse Dzongkhag		1,451,557.000	-1,451,557.000
420.06/1001	Toetsho Gewog, Trashi Yangtse Dzongkhag		260,164.000	-260,164.000
420.07/1001	Tongshang Gewog, Trashi Yangtse Dzongkhag		221,165.000	-221,165.000
420.08/1001	Yalang Gewog, Trashi Yangtse Dzongkhag		432,350.000	-432,350.000
420.09/1001	Yangtse Gewog, Trashi Yangtse Dzongkhag		522,725.000	-522,725.000
	Total	600,516,750.390	4,764,640,104.110	-4,164,123,353.720

SCHEDULE 10: SCHEDULE OF UNCASHED CHEQUES OF THE FY 2015-16

Account No.	Operating Agency	Amount (Nu.in Thousand)
102.01/1001	Secretariat of His Majesty the Fourth Druk Gyalpo	18,300.200
103.01/1001	National Assembly of Bhutan, Thimphu	999.000
104.01/1001	National Council Secretariat, Thimphu	2,997.000
105.01/1001	Central Monastic Secretariat, Thimphu	93,100.000
105.01/2002	Dratshang Lhentshog, Thimphu	76,907.670
106.01/1007	District Court, Tsirang	2,651.000
106.01/1010	District Court, Samtse	36,742.000
106.01/1013	District Court, Haa	6,755.000
106.01/1015	District Court, Zhemgang	10,928.000
106.01/1016	District Court, Dagana	3,450.000
106.01/1026	Drungkhag Court, Dorokha	15,000.000
106.01/1032	Drungkhag Court, Lingshi	6,074.000
106.01/1037	Supreme Court	112,985.000
106.01/1040	Panbang Dungkhag Court	117,940.000
106.01/2006	Construction of High Court Building, Thimphu	6,500.000
110.01/2001	Royal Audit Authority, Thimphu	1,000,000.000
111.01/1001	Cabinet Secretariat, Thimphu	14,850.000
111.01/2003	G2C	7,511.750
113.01/1001	Bhutan Olympic Committee, Thimphu	84,308.000
117.01/1001	GNH Commission Secretariat, Thimphu	27,042.000
117.01/2006	Rural Economy Advancement Programme (REAP II), GNHC	96,798.500
119.01/1001	Royal Institute of Management, Semtokha	1,995.000
120.01/1011	Institute of Language and Culture Studies, Taktse	418,122.000
121.01/1002	Population and Housing Census of Bhutan (PHCB), NSB	10,484.000
122.01/1001	Bhutan Narcotic Control Agency, Thimphu	64,500.000
124.01/1001	Thimphu Thromdey Schools, City Corporation, Thimphu	102,020.690
124.01/1002	Phuentsholing Thromde School	29,440.000
125.01/1001	Drug Regulatory Authority	3,850.000
126.01/1001	Tourism Council of Bhutan	16,332.000
128.01/1001	Royal Education Council	7,703.000
129.01/1001	Bhutan Council for School Examination and Assessment	400.000
130.01/1001	Royal Privy Council, Thimphu.	437,838.000
131.01/1001	Bhutan Standards Bureau	10,218.170
132.01/1002	University of Medical Sciences	44,864.000
201.01/1003	Department of Culture, MoHCA, Thimphu	30,070.820
201.01/1004	Department of Local Governance, MoHCA	1,049.000

Account No.	Operating Agency	Amount (Nu.in Thousand)
201.01/1005	Department of Immigration, MoHCA, Thimphu	543.000
201.01/1007	Royal Bhutan Police, HQ	356,126.880
201.01/1013	Regional Immigration Office, MoHCA, Samdrup Jongkhar	1,447.000
201.01/1019	Royal Bhutan Police, Samdrup Jongkhar	116,620.000
201.01/1021	Royal Bhutan Police, Gelephu	657.000
201.01/1022	Jail Services, Royal Bhutan Police	5,855.000
201.01/1023	Fire Fighting Services, Royal Bhutan Police	3,032.960
201.01/1024	Royal Bhutan Police, Tsirang	250,983.000
201.01/1028	Royal Bhutan Police, Training Centre- Jigmeling (Sarpang)	141.000
201.01/1032	Royal Bhutan Police, Wangdue Phodrang	5,400.000
201.01/1034	Royal Bhutan Police, Division XIV, Trashiyangtse	293,313.240
201.01/2015	Local Governance Sustainable Development Program (LGSDP), MOHCA	200.000
201.01/2019	Paro Tadzong Conservation Project	159.000
201.01/2020	Phajoding Lhakhang Conservation Project	4,890.000
202.01/1001	Ministry of Finance Secretariat, Thimphu	7,498.000
202.01/1008	Regional Revenue & Customs Office, P/ling	4,509.230
203.01/1001	Ministry of Foreign Affairs, Thimphu	38,742.540
204.01/1001	Ministry of Agriculture and Forests Secretariat	38,247.210
204.01/1002	Department of Agriculture, MoA, Thimphu	8,671.000
204.01/1003	Department of Livestock, MoA, Thimphu	24,454.000
204.01/1005	Council of RNR Research of Bhutan, CoRRB	23,893.000
204.01/1007	National Biodiversity Centre, Serbithang	5,500.000
204.01/1010	Central Machinery Unit, MOA, Bumthang	2,400.000
204.01/1014	National Centre for Aquaculture (NCA)	5,880.000
204.01/1016	National Livestock Breeding Programme, Yusipang	15,808.000
204.01/1017	National Feed & Fodder Development Programme, Bumthang	301,649.000
204.01/1018	Regional Livestock Development Centre	2,800.000
204.01/1024	Regional Livestock Development Centre, DoL, MoA, Zhemgang	3,800.000
204.01/1032	Regional Mithun Breeding Farm, Arong	6,359.000
204.01/1034	Regional Mithun Breeding Farm, Zhemgang	7,546.000
204.01/1038	Bumdeling Wildlife Sanctuary, Trashy Yangtse	240,382.000
204.01/1042	Divisional Forest Office, Gedu	144,250.000
204.01/1043	Divisional Forest Office, Wangdue Phodrang	22,490.240
204.01/1044	Divisional Forest Office, Thimphu	6,500.000
204.01/1057	RNR-Research Centre, Jakar, Bumthang	5,292.000
204.01/1058	RNR-Research Centre, Yusipang	15,224.000
204.01/1060	National Seed Centre, Paro	13,431.860

Account No.	Operating Agency	Amount (Nu.in Thousand)
204.01/1066	Phibsoo Wildlife Sanctuary, Sarpang	150.000
204.01/1068	Jigme Khesar Strict Nature Reserve	460.000
204.01/2003	Management Planning of Wangchuck Centennial Park- Phase II, Bumthang	6,815.000
204.01/2007	GOI & AMMEPP Projects, MoA, Thimphu	21,713.000
204.01/2016	Ugyen Wangchuck Institute for Conservation and Environment	32,779.000
204.01/2025	Bio-diversity Conservation Project-II, NCD	6,429.000
204.01/2036	MAGIP Project, Ministry of Agriculture and Forests	2,756.000
204.01/2040	Green Bhutan Project, MoAF, Thimphu	4,273.000
204.01/2041	The Policy and Planning Division Ministry of Agriculture and Forests Thimphu.	59.000
205.01/1001	Ministry of Trade & Economics Affairs, Thimphu	11,335.060
205.01/1005	Department of Industry, MTEA, Thimphu	10,497.000
205.01/1007	Regional Trade & Industry Office, MTI, Phuentsholing	10,134.000
205.01/1011	Dept. of Geology & Mines (Deposit Works), MTI, Thimphu	50,653.610
205.01/1015	Department of HydroMet Services	660.850
205.01/2001	EIT, Department of Trade, MoEA, Thimphu	106,748.000
205.01/2008	Flood Warning Services ,Dept. of Hydro Met Services (FIC 0212)	3,575.000
206.01/1001	Secretariat, Ministry of Works & Human Settlement, Thimphu	32,217.400
206.01/1002	Department of Roads, Thimphu	73,663.000
206.01/1003	Department of Engineering Services	3,525,060.000
206.01/1005	Field Roads Maintenance Division, DOR, Lobesa	15,625.000
206.01/1007	Field Roads Maintenance Division, DOR, Phuentsholing	46,239.000
206.01/1008	Field Roads Maintenance Division, DOR, Sarpang	990,404.000
206.01/1010	Field Roads Maintenance Division, DOR, Trongsa	31,859.000
206.01/1011	Field Roads Maintenance Division, DOR, Thimphu	91,197.000
206.01/1013	Central Stores Unit, DOR, Phuentsholing	21,213.000
206.01/1014	Central Stores Unit, DoR, Phuentsholing (Deposit Work)	299.950
206.01/1017	Department of Human Settlement, MoWHS	1,870.000
206.01/1018	Project Management Office for Gomphu - Pangbang & Mamung - Digala Road Project	682,215.600
206.01/1019	Field Road Division, Department of Road, Samdrup Jongkhar	206,388.000
206.01/1020	Phuentsholing Thromdey	12,400.000
206.01/2005	Gyelposhing-Nganglam Road Project, DOR, Lingmithang	275,968.000
206.01/2020	Road Network Project II, under Department of Roads,	16,800.000
207.01/1001	Ministry of Information & Communications Secretariat, Thimphu	308,809.000
207.01/1003	Roads Safety and Transport Authority, MOIC	24,751.000
208.01/1001	Ministry of Health Secretariat, Thimphu	196,068.000

Account No.	Operating Agency	Amount (Nu.in Thousand)
208.01/1003	Department of Medical Services, MoH, Thimphu	1,390.000
208.01/1005	Regional Referral Hospital, Mongar	6,302.000
208.01/1010	Phuentsholing General Hospital	510.000
208.01/1011	Department of Traditional Medicine Services (DTMS), MoH	2,495.000
208.01/1012	Department of Medical Supply and Health Infrastructure (DMSHI)	12,745.000
208.01/2002	Ministry of Health	46,815.000
208.01/2009	Construction of CRR Hospital, Gelephu, MoH, Thimphu	25,210.000
209.01/1001	Ministry Of Education Secretariat, Thimphu	10,537.000
209.01/1003	Department of School Education, MoE, Thimphu	5,906.000
209.01/2003	Scholarship Division, Dept. of Adult & Higher Education, Thimphu	64,484.000
210.01/1007	National Institute for Zorig Chusum, Thimphu.	4,750.000
210.01/1009	Samthang Institute of Automobile Engineering	1,764.000
210.01/1011	Vocational Training Institute, Rangjung, Trashigang	87,700.000
210.01/1013	Chumey Vocational Training Institute, Bumthang	3,000.000
401.01/1001	Dzongkhag Administration, Chhukha	98,673.000
401.01/1002	Phuentsholing Drungkhag	687.000
401.02/1001	Sampheling Geog, Chhuka	20,995.000
401.03/1001	Bongo Geog, Chhuka	20,000.000
401.07/1001	Darla Geog, Chhuka	82,709.000
402.01/1001	Dzongkhag Administration, Haa	38,951.000
402.04/1001	Sambekha Geog, Ha Dzongkhag	3,342.000
402.07/1001	Gakiling Geog, Haa Dzongkhag	184,079.000
403.04/1001	Dotey Geog, Paro Dzongkhag	5,700.000
403.07/1001	Lungni Geog, Paro Dzongkhag	12,501.000
403.09/1001	Shaba Geog, Paro Dzongkhag	234.000
404.01/1002	Sipsu Drungkhag	14,100.000
404.02/1001	Bara Geog, Samtse Dzongkhag	222,675.000
404.04/1001	Charghare Geog, Samtse Dzongkhag	7,446.000
404.07/1001	Dorokha Geog, Samtse Dzongkhag	12,228.000
405.01/1001	Dzongkhag Administration, Tsirang	1,022.680
405.06/1001	Rangthangling Geog, Tsirang Dzongkhag	299.000
406.01/1001	Dzongkhag Administration, Dagana	675,042.000
406.14/1001	Lhamoizingkha Geog, Dagana Dzongkhag	34,355.000
407.01/1001	Dzongkhag Administration, Punakha	106,701.690
407.03/1001	Goenshari Geog, Punakha Dzongkhag	13,900.000
407.06/1001	Lingbukha Geog, Punakha Dzongkhag	131.000
408.01/1001	Dzongkhag Administration, Wangdue Phodrang	91,292.000
408.11/1001	Phangyul Geog, Wangdue Phodrang Dzongkhag	6,419.000

Account No.	Operating Agency	Amount (Nu.in Thousand)
409.01/1001	Dzongkhag Administration, Bumthang	30,441.000
410.01/1001	Dzongkhag Administration, Sarpang	3,781,882.000
410.10/1002	Umling Gewog, Sarpang Dzongkhag	3,508.000
410.13/1002	Sershong Geog, Sarpang Dzongkhag	17,104.000
411.01/1001	Dzongkhag Administration, Zhemgang	61,296.000
411.01/1003	Panbang Dungkhag	21,970.250
411.06/1002	Phangkhar Gewog	84,276.000
412.01/1001	Dzongkhag Administration, Trongsa	25,218.000
412.06/1001	Tangsibji Geog, Trongsa Dzongkhag	120.000
414.18/1001	Narang Geog, Mongar Dzongkhag	495.000
415.01/1002	Nganglam Drungkhag	196,996.000
415.09/1001	Decheling Gewog, Nganglam Dungkhag	80,624.000
415.10/1001	Norbugang Gewog, Nganglam Dungkhag	82,194.000
415.12/1001	Chokorling Gewog, Nganglam Dungkhag	96,654.000
416.03/1001	Pemethang Geog, Samdrup Jongkhar Dzongkhag	42,428.000
416.06/1001	Langchenphu Geog, Samdrup Jongkhar Dzongkhag	20,550.000
416.07/1001	Lauri Geog, Samdrup Jongkhar Dzongkhag	430.000
416.08/1001	Martshala Geog, Samdrup Jongkhar Dzongkhag	918.000
417.01/1001	Dzongkhag Administration, Trashigang	19,008.000
417.01/1003	Thrimshing Dungkhag, Tashigang	4,300.000
417.01/1004	Wamrong Dungkhag, Tashigang	15,000.000
418.01/1001	Dzongkhag Administration, Thimphu	78,860.500
419.01/1002	Gasa DZongkhag	155,713.000
420.01/1001	Dzongkhag Administration, Trashi Yangtse	16,225.000
	Total	18,490,806.550

SCHEDULE 11: SCHEDULE OF DECREASE AND INCREASE IN ADVANCES/SUSPENSE FOR THE FY 2015-2016

Schedule 11.1 - Schedule of Personal Advances

(Nu. In thousand)

A/c No.	Administrative Unit	Recoveries	Payment	Net
101.01/1001	His Majestys Secretariat, Thimphu	1,043,401.750	968,725.750	74,676.000
102.01/1001	Secretariat of His Majesty the Fourth Druk Gyalpo	299,000.000	299,000.000	0.000
103.01/1001	National Assembly of Bhutan, Thimphu	7,628,151.160	7,643,264.160	-15,113.000
104.01/1001	National Council Secretariat, Thimphu	9,183,461.500	9,573,161.500	-389,700.000
105.01/1001	Central Monastic Secretariat, Thimphu	980,450.000	980,450.000	0.000
105.01/1003	HM Secretariat, Council for Religious Affairs	12,000.000	12,000.000	0.000
105.01/2001	Religion & Health Project, Central Monastic Secretariat, Thimphu	75,000.000	75,000.000	0.000
106.01/1001	High Court, Thimphu	612,650.000	612,650.000	0.000
106.01/1002	District Court, Thimphu	326,000.000	426,000.000	-100,000.000
106.01/1003	District Court, Trashigang	81,624.000	81,624.000	0.000
106.01/1004	District Court, Wangdue Phodrang	244,000.000	244,000.000	0.000
106.01/1005	District Court, Punakha	262,000.000	262,000.000	0.000
106.01/1006	District Court, Sarpang	15,000.000	15,000.000	0.000
106.01/1007	District Court, Tsirang	169,000.000	169,000.000	0.000
106.01/1008	District Court, Paro	157,261.000	157,261.000	0.000
106.01/1009	District Court, Chhukha	100,000.000	100,000.000	0.000
106.01/1010	District Court, Samtse	92,000.000	92,000.000	0.000
106.01/1011	District Court, Samdrup Jongkhar	204,301.700	204,301.700	0.000
106.01/1012	District Court, Mongar	320,800.000	320,800.000	0.000
106.01/1013	District Court, Haa	334,916.000	334,916.000	0.000
106.01/1014	District Court, Trongsa	87,000.000	87,000.000	0.000
106.01/1015	District Court, Zhemgang	333,280.000	333,280.000	0.000
106.01/1016	District Court, Dagana	111,500.000	118,000.000	-6,500.000
106.01/1017	District Court, Lhuentse	314,000.000	314,000.000	0.000
106.01/1018	District Court, Pema Gatshel	336,034.000	354,572.000	-18,538.000
106.01/1019	District Court, Bumthang	63,803.000	63,803.000	0.000
106.01/1021	District Court, Trashigang	173,500.000	185,500.000	-12,000.000
106.01/1022	Dungkhag Court, Phuentsholing	102,500.000	102,500.000	0.000
106.01/1024	Dungkhag Court, Gelephu	85,000.000	85,000.000	0.000
106.01/1025	Drungkhag Court, Lhamoi Zhingkhha	156,500.000	156,500.000	0.000
106.01/1026	Drungkhag Court, Dorokha	57,000.000	72,000.000	-15,000.000
106.01/1027	Drungkhag Court, Sipsoo	10,000.000	10,000.000	0.000
106.01/1030	Drungkhag Court, Nanglam	186,000.000	186,000.000	0.000

A/c No.	Administrative Unit	Recoveries	Payment	Net
106.01/1032	Drungkhag Court, Lingshi	150,000.000	150,000.000	0.000
106.01/1033	Drungkhag Court, Jomotsangkha	116,000.000	116,000.000	0.000
106.01/1034	Drungkhag Court, Samdrupcholing	105,000.000	105,000.000	0.000
106.01/1035	Drungkhag Court, Sakteng	138,000.000	138,000.000	0.000
106.01/1036	Drungkhag Court, Sombaykha	97,000.000	71,000.000	26,000.000
106.01/1037	Supreme Court	1,198,111.860	1,209,355.000	-11,243.140
106.01/1039	District Court Gasa	61,000.000	55,000.000	6,000.000
106.01/1040	Panbang Dungkhag Court	15,000.000	15,000.000	0.000
107.01/1001	Royal Civil Service Commission, Thimphu	3,232,099.000	3,436,387.000	-204,288.000
108.01/1001	Anti-Corruption Commission	4,279,914.610	4,279,914.610	0.000
108.01/2001	Anti-Corruption Commission	3,367,658.700	3,367,658.700	0.000
109.01/1001	Election Commissioner Office, Thimphu	2,117,750.900	2,114,656.900	3,094.000
110.01/1001	Royal Audit Authority, Thimphu	12,309,952.800	12,472,212.950	-162,260.150
110.01/1002	Regional Royal Audit Authority (East), S/Jongkhar	2,187,577.000	2,199,796.000	-12,219.000
110.01/1003	Regional Royal Audit Authority (Central), Bumthang	1,463,250.000	1,463,250.000	0.000
110.01/1004	Regional Royal Audit Authority (West), Tsirang	2,472,150.000	2,472,150.000	0.000
110.01/1005	Office of Assistant Auditor General - Western Region	398,935.000	238,435.000	160,500.000
110.01/2001	Royal Audit Authority, Thimphu	669,400.000	673,400.000	-4,000.000
111.01/1001	Cabinet Secretariat, Thimphu	605,302.000	595,302.000	10,000.000
112.01/1001	Office of Legal Affairs, Thimphu	2,554,683.470	2,197,428.470	357,255.000
114.01/1001	Dzongkha Development Commission, Thimphu	267,000.000	267,000.000	0.000
115.01/1001	National Land Commission, Thimphu	3,659,386.000	3,757,280.600	-97,894.600
116.01/1001	Centre for Bhutan Studies, Thimphu	7,261,422.000	7,347,272.000	-85,850.000
117.01/1001	GNH Commission Secretariat, Thimphu	1,941,616.770	783,129.000	1,158,487.770
118.01/1001	National Environment Commission, Thimphu.	5,129,247.200	5,120,914.200	8,333.000
118.01/2004	Green-House Gas Project, NEC, Thimphu	70,164.000	29,964.000	40,200.000
119.01/1001	Royal Institute of Management, Semtokha	1,375,409.000	1,375,409.000	0.000
121.01/1001	National Statistical Bureau, Thimphu	72,000.000	30,000.000	42,000.000
122.01/1001	Bhutan Narcotic Control Agency, Thimphu	81,271.000	81,271.000	0.000
123.01/1001	Bhutan InfoComm & Media Authority, Thimphu	909,518.000	909,518.000	0.000
124.01/1001	Thimphu Thromdey Schools, City Corporation, Thimphu	718,262.500	718,262.500	0.000

A/c No.	Administrative Unit	Recoveries	Payment	Net
124.01/1002	Phuentsholing Thromde School	46,295.000	49,000.000	-2,705.000
124.01/1003	Samdrup Jongkhar Thromde Schools	233,200.000	233,200.000	0.000
124.01/1004	Gelephu Thromde Schools	1,600,620.170	1,618,490.170	-17,870.000
125.01/1001	Drug Regulatory Authority	413,500.000	413,500.000	0.000
126.01/1001	Tourism Council of Bhutan	4,658,459.000	4,658,459.000	0.000
126.01/1002	HTMTI-Construction Project	178,395.200	238,395.200	-60,000.000
126.01/1003	Royal Institute for Tourism & Hospitality	1,730,964.000	1,730,964.000	0.000
127.01/1001	National Commission for Women & Children	309,273.000	270,000.000	39,273.000
128.01/1001	Royal Education Council	275,000.000	275,000.000	0.000
129.01/1001	Bhutan Council for School Examination and Assessment	1,111,387.500	1,140,547.500	-29,160.000
130.01/1001	Royal Privy Council, Thimphu.	352,000.000	352,000.000	0.000
131.01/1001	Bhutan Standards Bureau	3,044,723.150	3,361,415.150	-316,692.000
132.01/1002	University of Medical Sciences	25,000.000	35,000.000	-10,000.000
134.01/1001	Bhutan National Legal Institute	1,970,383.200	1,970,383.200	0.000
135.01/1001	Civil Society Organization Authority	175,610.000	172,610.000	3,000.000
136.01/1001	Jigme Dorji Wangchuck National Referral Hospital	2,232,441.000	2,239,441.000	-7,000.000
201.01/1001	Ministry of Home and Cultural Affairs, Thimphu	2,382,036.200	2,382,036.200	0.000
201.01/1002	Department of Civil Registration & Census, MoHCA, Thimphu	661,460.000	661,460.000	0.000
201.01/1003	Department of Culture, MoHCA, Thimphu	4,276,139.650	4,206,642.650	69,497.000
201.01/1004	Department of Local Governance, MoHCA	295,020.000	295,020.000	0.000
201.01/1005	Department of Immigration, MoHCA, Thimphu	671,080.000	721,080.000	-50,000.000
201.01/1006	Department of Disaster Management, MoHCA, Thimphu	90,500.000	90,500.000	0.000
201.01/1011	Regional Immigration Office, MoHCA, Gelephu	428,870.000	428,870.000	0.000
201.01/1012	Regional Immigration Office, MoHCA, Phuentsholing	241,761.000	237,000.000	4,761.000
201.01/1013	Regional Immigration Office, MoHCA, Samdrup Jongkhar	598,900.000	598,900.000	0.000
201.01/1014	Regional Immigration Office, MoHCA, Samtse	290,800.000	290,800.000	0.000
201.01/1015	National Museum, Paro	35,000.000	35,000.000	0.000
201.01/1016	The Tower of Trongsa Museum, Ta Dzong, Trongsa	8,000.000	8,000.000	0.000
201.01/1018	Royal Bhutan Police, Phuentsholing	75,000.000	50,000.000	25,000.000

A/c No.	Administrative Unit	Recoveries	Payment	Net
201.01/1019	Royal Bhutan Police, Samdrup Jongkhar	7,500.000	0.000	7,500.000
201.01/1022	Jail Services, Royal Bhutan Police	169,500.000	169,500.000	0.000
201.01/1023	Fire Fighting Services, Royal Bhutan Police	230,000.000	230,000.000	0.000
201.01/1030	Royal Bhutan Police, Paro	51,000.000	51,000.000	0.000
201.01/1031	Royal Bhutan Police, Punakha	142,000.000	142,000.000	0.000
201.01/1033	Royal Bhutan Police, Bumthang	41,000.000	58,000.000	-17,000.000
201.01/2015	Local Governance Sustainable Development Program (LGSDP), MOHCA	99,310.000	99,310.000	0.000
201.01/2021	Gasa Dzong Conservation Project, Department of Culture, MoHCA	35,000.000	35,000.000	0.000
202.01/1001	Ministry of Finance Secretariat, Thimphu	5,521,036.710	5,253,859.910	267,176.800
202.01/1002	Department of Public Accounts	112,000.000	112,000.000	0.000
202.01/1003	Department of National Budget, Ministry of Finance, Thimphu	46,000.000	46,000.000	0.000
202.01/1004	Department of Revenue and Customs, Ministry of Finance, Thimphu	98,000.000	100,000.000	-2,000.000
202.01/1005	Department of National Properties, MoF, Thimphu	1,071,007.660	1,071,007.660	0.000
202.01/1007	Regional Revenue & Customs Office, Thimphu	842,500.000	842,500.000	0.000
202.01/1008	Regional Revenue & Customs Office, P/ling	1,157,369.000	1,157,369.000	0.000
202.01/1009	Regional Revenue & Customs, Gelephu	1,827,568.000	1,874,568.000	-47,000.000
202.01/1010	Regional Revenue & Customs Office, S/ Jongkhar	1,344,300.000	1,334,300.000	10,000.000
202.01/1011	Regional Revenue & Customs Office, Samtse	729,000.000	729,000.000	0.000
202.01/1012	Regional Revenue & Customs Office, Paro	280,500.000	280,500.000	0.000
202.01/1013	Regional Revenue & Customs Office, Mongar	1,114,000.000	1,114,000.000	0.000
202.01/1014	Regional Revenue & Customs Office, MoF, Bumthang	714,424.000	714,424.000	0.000
202.01/1019	Liaison and Transit Office Customs, Kolkata	507,300.000	507,300.000	0.000
203.01/1001	Ministry of Foreign Affairs, Thimphu	2,144,363.000	2,215,363.000	-71,000.000
203.01/1003	Permanent Mission of Bhutan, Ministry of Foreign Affairs, Geneva, Switzerland	2,254,906.050	2,254,906.050	0.000
203.01/1007	Royal Bhutanese Embassy, Ministry of Foreign Affairs, Bangkok, Thailand	2,934,712.870	2,613,502.050	321,210.820
203.01/1008	Royal Bhutanese Consulate, Ministry of Foreign Affairs, Kolkotta, India	942,255.000	992,255.000	-50,000.000

A/c No.	Administrative Unit	Recoveries	Payment	Net
203.01/1009	Royal Bhutanese Embassy, Brussels, Belgium	321,078.380	321,078.380	0.000
204.01/1001	Ministry of Agriculture and Forests Secretariat	3,109,901.200	3,090,021.200	19,880.000
204.01/1002	Department of Agriculture, MoA, Thimphu	1,591,730.400	1,610,230.400	-18,500.000
204.01/1003	Department of Livestock, MoA, Thimphu	448,000.000	448,000.000	0.000
204.01/1004	Department of Forests and Park Services, MOA, Thimphu	2,605,171.750	2,605,171.750	0.000
204.01/1005	Council of RNR Research of Bhutan, CoRRB	43,274.000	43,274.000	0.000
204.01/1006	Bhutan Agriculture & Food Regulatory Authority (BAFRA), MoA, Thimphu	1,574,000.000	1,574,000.000	0.000
204.01/1007	National Biodiversity Centre, Serbithang	2,070,508.000	2,070,508.000	0.000
204.01/1008	Agriculture Machinery Centre, Paro	345,526.780	345,526.780	0.000
204.01/1009	Post Harvest Unit, MOA, Paro	403,000.000	403,000.000	0.000
204.01/1010	Central Machinery Unit, MOA, Bumthang	589,921.090	595,421.090	-5,500.000
204.01/1011	National Plant Protection Center, Semtokha	138,000.000	138,000.000	0.000
204.01/1012	National Soil Service Centre, Semtokha	760,500.000	760,500.000	0.000
204.01/1013	National Center for Animal Health, Serbithang	334,501.000	334,501.000	0.000
204.01/1014	National Centre for Aquaculture (NCA)	738,633.500	738,633.500	0.000
204.01/1015	National Horse & Brown Swiss Cross Breeding Program, Bumthang	317,000.000	317,000.000	0.000
204.01/1016	National Livestock Breeding Programme, Yusipang	114,000.000	114,000.000	0.000
204.01/1017	National Feed & Fodder Development Programme, Bumthang	456,500.000	456,500.000	0.000
204.01/1018	Regional Livestock Development Centre	247,500.000	247,500.000	0.000
204.01/1019	Regional Poultry Breeding Centre, Paro	226,000.000	226,000.000	0.000
204.01/1020	National Pig Breeding Centre, Wangchutaba	59,540.000	59,540.000	0.000
204.01/1021	National Sheep Breeding Farm, Bumthang	59,000.000	59,000.000	0.000
204.01/1022	Brown Swiss Farm, Bumthang	656,490.000	562,500.000	93,990.000
204.01/1023	National Jersey Breeding Farm, Samtse	52,000.000	52,000.000	0.000
204.01/1024	Regional Livestock Development Centre, DoL, MoA, Zhemgang	369,741.000	369,741.000	0.000
204.01/1025	Regional Veterinary Laboratory, Tsimalakha	840,167.000	840,167.000	0.000
204.01/1026	National Poultry Breeding Farm, Sarpang	714,404.000	675,500.000	38,904.000
204.01/1027	Regional Veterinary Laboratory, Kanglung	1,027,634.000	1,241,435.000	-213,801.000

A/c No.	Administrative Unit	Recoveries	Payment	Net
204.01/1028	Livestock Central Store, Phuntsholing	278,191.000	278,191.000	0.000
204.01/1029	Cold Water Fish Culture Centre (CWFCC), Haa	397,574.000	397,574.000	0.000
204.01/1030	Calf Rearing Centre, Wangkha, Chhukha	234,000.000	234,000.000	0.000
204.01/1031	Regional Livestock Breeding Centre, Lingmithang	64,370.000	64,370.000	0.000
204.01/1032	Regional Mithun Breeding Farm, Arong	128,000.000	128,000.000	0.000
204.01/1033	National Nublang Farm, Tashiyangphu	20,500.000	20,500.000	0.000
204.01/1034	Regional Mithun Breeding Farm, Zhemgang	62,810.000	72,000.000	-9,190.000
204.01/1035	Divisional Forest Office, Zhemgang	168,000.000	168,000.000	0.000
204.01/1036	Sakten Wildlife Sanctuary, Trashigang	831,268.000	831,268.000	0.000
204.01/1037	Jigme Singye Wangchuk National Park, Trongsa	751,874.500	751,874.500	0.000
204.01/1038	Bumdeling Wildlife Sanctuary, Trashi Yangtse	87,000.000	75,000.000	12,000.000
204.01/1039	Jigme Dorji National Park, Gasa	251,000.000	185,500.000	65,500.000
204.01/1040	Royal Manas National Park, Gelephu	921,000.000	921,000.000	0.000
204.01/1041	Thrumshingla National Park, Ura, Bumthang	607,500.000	607,500.000	0.000
204.01/1042	Divisional Forest Office, Gedu	345,200.000	297,000.000	48,200.000
204.01/1043	Divisional Forest Office, Wangdue Phodrang	1,930,488.000	1,930,488.000	0.000
204.01/1044	Divisional Forest Office, Thimphu	627,000.000	627,000.000	0.000
204.01/1045	Forestry Services Division, Trashigang	366,000.000	366,000.000	0.000
204.01/1046	Divisional Forest Office, Samtse	172,541.000	172,541.000	0.000
204.01/1047	Divisional Forest Office, S/Jongkhar	374,000.000	374,000.000	0.000
204.01/1048	Divisional Forest Office, Paro	467,500.000	467,500.000	0.000
204.01/1049	Divisional Forest Office, Mongar	682,950.000	682,950.000	0.000
204.01/1050	Forestry Services Division, Sarpang	192,597.000	192,597.000	0.000
204.01/1051	Divisional Forest Office, Tsirang	689,630.000	689,630.000	0.000
204.01/1052	Divisional Forest Office, Bumthang	674,515.000	674,515.000	0.000
204.01/1053	Forest Resources Dev. Division, Thimphu	1,318,185.100	2,440,649.300	-1,122,464.200
204.01/1054	Wangchuck Centennial Park, Bumthang	1,543,350.000	1,543,350.000	0.000
204.01/1056	RNR-Research Centre, Bajo	945,765.000	945,765.000	0.000
204.01/1057	RNR-Research Centre, Jakar, Bumthang	1,256,138.000	1,130,472.000	125,666.000
204.01/1058	RNR-Research Centre, Yusipang	257,925.000	257,925.000	0.000
204.01/1059	RNRRC, Wengkhar	299,000.000	299,000.000	0.000
204.01/1060	National Seed Centre, Paro	10,000.000	10,000.000	0.000

A/c No.	Administrative Unit	Recoveries	Payment	Net
204.01/1061	Rural Development Training Centre	70,000.000	70,000.000	0.000
204.01/1062	National Pig Breeding Centre, Gelephu	201,800.000	198,000.000	3,800.000
204.01/1064	RNR -RDC Bhur, Gelephu	278,360.000	278,360.000	0.000
204.01/1065	Regional Marketing Officer and The Accountant	1,589,695.360	1,589,695.360	0.000
204.01/1066	Phibsoo Wildlife Sanctuary, Sarpang	428,894.000	428,894.000	0.000
204.01/1068	Jigme Khesar Strict Nature Reserve	202,000.000	202,000.000	0.000
204.01/2006	Royal Botanical and Recreational Parks Division, MoA	542,000.000	542,000.000	0.000
204.01/2007	GOI & AMMEPP Projects, MoA, Thimphu	305,180.000	305,180.000	0.000
204.01/2016	Ugyen Wangchuck Institute for Conservation and Environment	1,246,180.000	1,277,542.000	-31,362.000
204.01/2024	Royal Manas National Park, Gelephu	17,000.000	17,000.000	0.000
204.01/2027	Rural Livelihood Project, Zhemgang	203,500.000	203,500.000	0.000
205.01/1001	Ministry of Trade & Economics Affairs, Thimphu	1,212,578.000	1,308,320.000	-95,742.000
205.01/1002	Department of Trade, MTEA, Thimphu	306,916.000	277,000.000	29,916.000
205.01/1003	Department of Geology & Mines, MTEA, Thimphu	7,302,542.000	7,277,402.000	25,140.000
205.01/1005	Department of Industry, MTEA, Thimphu	581,919.500	594,019.500	-12,100.000
205.01/1006	Regional Trade & Industry Office, Trongsa	219,278.000	189,000.000	30,278.000
205.01/1007	Regional Trade & Industry Office, MTI, Phuentsholing	79,000.000	79,000.000	0.000
205.01/1009	Regional Trade & Industry Office, MTI, Samdrup Jongkhar	315,000.000	315,000.000	0.000
205.01/1010	Regional Trade & Industry Office, Mongar	159,900.000	159,900.000	0.000
205.01/1012	Department of Cottage & Small Industries, MoEA	993,518.000	993,518.000	0.000
205.01/1013	Department of HydroPower & Power Systems	3,221,061.000	3,961,971.000	-740,910.000
205.01/1014	Department of Renewable Energy	1,538,533.000	1,538,533.000	0.000
205.01/1015	Department of HydroMet Services	2,047,168.500	2,036,678.500	10,490.000
205.01/1016	Consumer Protection Office, Ministry of Economic Affairs, Tjhimphu	812,768.000	812,768.000	0.000
205.01/2008	Flood Warning Services ,Dept. of Hydro Met Services (FIC 0212)	136,000.000	136,000.000	0.000
206.01/1001	Secretariat, Ministry of Works & Human Settlement, Thimphu	3,843,217.000	3,843,217.000	0.000
206.01/1002	Department of Roads, Thimphu	1,684,308.000	1,684,308.000	0.000
206.01/1003	Department of Engineering Services	7,630,609.300	7,630,609.300	0.000
206.01/1004	Field Roads Maintenance Division, DOR, Zhemgang	261,500.000	261,500.000	0.000

A/c No.	Administrative Unit	Recoveries	Payment	Net
206.01/1005	Field Roads Maintenance Division, DOR, Lobesa	669,026.000	669,026.000	0.000
206.01/1006	Field Roads Maintenance Division, DOR, Trashigang	162,000.000	162,000.000	0.000
206.01/1007	Field Roads Maintenance Division, DOR, Phuentsholing	28,000.000	28,000.000	0.000
206.01/1008	Field Roads Maintenance Division, DOR, Sarpang	73,000.000	73,000.000	0.000
206.01/1009	Field Roads Maintenance Division, DOR, Lingmithang	762,750.000	766,750.000	-4,000.000
206.01/1010	Field Roads Maintenance Division, DOR, Trongsa	308,000.000	308,000.000	0.000
206.01/1011	Field Roads Maintenance Division, DOR, Thimphu	832,000.000	832,000.000	0.000
206.01/1013	Central Stores Unit, DOR, Phuentsholing	21,740.000	10,000.000	11,740.000
206.01/1017	Department of Human Settlement, MoWHS	3,084,595.000	3,113,095.000	-28,500.000
206.01/1018	Project Management Office for Gomphu - Pangbang & Mamung - Digala Road Project	10,000.000	10,000.000	0.000
206.01/1019	Field Road Division, Department of Road, Samdrup Jongkhar	686,875.000	686,875.000	0.000
206.01/2005	Gyelposhing-Nganglam Road Project, DOR, Lingmithang	180,000.000	160,000.000	20,000.000
206.01/2020	Road Network Project II, under Department of Roads,	70,000.000	115,000.000	-45,000.000
206.01/2024	ORIO-RGOB Project, DoR, MoWHS, Dagapela	6,000.000	6,000.000	0.000
207.01/1001	Ministry of Information & Communications Secretariat, Thimphu	389,542.000	489,542.000	-100,000.000
207.01/1002	Department of Air Transport (DoAT)	543,100.000	543,100.000	0.000
207.01/1003	Roads Safety and Transport Authority, MOIC	1,632,937.000	1,632,937.000	0.000
207.01/1005	Regional Transport Office, RSTA, Gelephu	291,000.000	291,000.000	0.000
207.01/1006	Regional Transport Office, RSTA, Samdrup Jongkhar	97,000.000	97,000.000	0.000
207.01/1007	Department of Information & Technology	292,500.000	292,500.000	0.000
207.01/1008	Department of Information & Media	120,000.000	120,000.000	0.000
207.01/1009	Bhutan Civil Aviation Authority (BCAA)	141,000.000	141,000.000	0.000
207.01/1010	Regional Transport Office. Mongar	182,000.000	182,000.000	0.000
208.01/1001	Ministry of Health Secretariat, Thimphu	801,893.700	754,106.000	47,787.700
208.01/1002	Department of Public Health Services, MoH, Thimphu	126,260.000	126,260.000	0.000
208.01/1003	Department of Medical Services, MoH, Thimphu	198,500.000	198,500.000	0.000

A/c No.	Administrative Unit	Recoveries	Payment	Net
208.01/1005	Regional Referral Hospital, Mongar	276,000.000	293,000.000	-17,000.000
208.01/1006	Central Regional Referral Hospital, Gelephu	1,262,000.000	1,262,000.000	0.000
208.01/1007	Malaria Eradication Program, Gelephu	267,000.000	267,000.000	0.000
208.01/1009	Medical Supply Depot, Phuentsholing	355,000.000	355,000.000	0.000
208.01/1010	Phuentsholing General Hospital	102,425.000	102,425.000	0.000
208.01/1011	Department of Traditional Medicine Services (DTMS), MoH	276,400.000	276,400.000	0.000
208.01/1012	Department of Medical Supply and Health Infrastructure (DMSHI)	464,691.000	464,691.000	0.000
208.01/2005	Vector-Borne Disease Control Programme, Gelephu	15,000.000	15,000.000	0.000
209.01/1001	Ministry Of Education Secretariat, Thimphu	2,881,606.100	2,644,121.000	237,485.100
209.01/1002	Department Of Adult and Higher Education, MOE, Thimphu	863,287.000	863,287.000	0.000
209.01/1003	Department of School Education, MoE, Thimphu	392,390.000	392,390.000	0.000
209.01/1004	Department of Youth, Culture & Sports, MoE, Thimphu	703,241.550	661,024.050	42,217.500
210.01/1001	Ministry of Labour & Human Resources Secretariat, Thimphu	610,700.000	605,000.000	5,700.000
210.01/1002	Department of Human Resources, Thimphu	226,000.000	226,000.000	0.000
210.01/1003	Bhutan Vocational Qualification Authority, Thimphu	337,150.000	337,150.000	0.000
210.01/1004	Department of Labour, MoLHR	318,670.000	318,670.000	0.000
210.01/1005	Department of Employment, MoLHR	666,434.400	666,434.400	0.000
210.01/1006	Trashi Yangtse Institute for Zorig Chusum	208,000.000	208,000.000	0.000
210.01/1007	National Institute for Zorig Chusum, Thimphu.	790,573.000	918,863.000	-128,290.000
210.01/1009	Samthang Institute of Automobile Engineering	384,000.000	384,000.000	0.000
210.01/1010	Vocational Training Institute, Khuruthang, Punakha	316,500.000	316,500.000	0.000
210.01/1011	Vocational Training Institute, Rangjung, Trashigang	93,000.000	93,000.000	0.000
210.01/1012	Jigme Wangchuk Power Training Institute, Dekiling, Sarpang	430,500.000	430,500.000	0.000
210.01/1013	Chumey Vocational Training Institute, Bumthang	445,562.000	463,062.000	-17,500.000
210.01/1014	Thimphu Institute of Automobile Engineering, MoLHR	208,000.000	208,000.000	0.000
401.01/1001	Dzongkhag Administration, Chhukha	4,813,992.000	4,813,992.000	0.000

A/c No.	Administrative Unit	Recoveries	Payment	Net
401.01/1002	Phuentsholing Drungkhag	1,911,700.000	1,903,600.000	8,100.000
401.02/1001	Sampheling Geog, Chhuka	45,000.000	45,000.000	0.000
401.03/1001	Bongo Geog, Chhuka	39,100.000	39,100.000	0.000
401.04/1001	Chapcha Geog, Chhukha Dzongkhag	15,000.000	15,000.000	0.000
401.05/1001	Dungna Geog, Chhukha Dzongkhag	110,000.000	110,000.000	0.000
401.07/1001	Darla Geog, Chhuka	62,930.000	62,930.000	0.000
401.08/1001	Getana Geog, Chhukha Dzongkhag	43,290.000	43,290.000	0.000
401.11/1001	Metakha Geog, Chhukha Dzongkhag	9,000.000	9,000.000	0.000
402.01/1001	Dzongkhag Administration, Haa	2,916,225.000	2,934,402.000	-18,177.000
402.02/1001	Bjee Geog, Ha Dzongkhag	13,000.000	13,000.000	0.000
402.03/1001	Kastho Geog, Ha Dzongkhag	10,000.000	10,000.000	0.000
402.05/1001	Sama Geog, Ha Dzongkhag	20,000.000	20,000.000	0.000
402.06/1001	Uesu Geog, Ha Dzongkhag	40,000.000	40,000.000	0.000
402.07/1001	Gakiling Geog, Haa Dzongkhag	39,000.000	39,000.000	0.000
403.01/1001	Dzongkhag Administration, Paro	3,160,541.000	3,160,541.000	0.000
403.02/1001	Dobshari Geog, Paro Dzongkhag	281,999.000	281,999.000	0.000
403.03/1001	Dogar Geog, Paro Dzongkhag	32,800.000	32,800.000	0.000
403.05/1001	Horey Geog, Paro Dzongkhag	40,000.000	40,000.000	0.000
403.06/1001	Lango Geog, Paro Dzongkhag	226,999.000	226,999.000	0.000
403.07/1001	Lungni Geog, Paro Dzongkhag	85,249.000	85,249.000	0.000
403.08/1001	Naja Geog, Paro Dzongkhag	13,830.000	13,830.000	0.000
403.09/1001	Shaba Geog, Paro Dzongkhag	37,000.000	37,000.000	0.000
403.10/1001	Tsento Geog, Paro Dzongkhag	46,000.000	46,000.000	0.000
403.11/1001	Wangchang Geog, Paro Dzongkhag	98,000.000	98,000.000	0.000
404.01/1001	Dzongkhag Administration, Samtse	2,461,674.000	2,219,770.000	241,904.000
404.01/1002	Sipsu Drungkhag	449,653.000	449,653.000	0.000
404.01/1003	Dorokha Drungkhag	528,337.000	528,337.000	0.000
404.02/1001	Bara Geog, Samtse Dzongkhag	7,000.000	7,000.000	0.000
404.03/1001	Biru Geog, Samtse Dzongkhag	45,000.000	45,000.000	0.000
404.11/1001	Tendu Geog, Samtse Dzongkhag	60,000.000	60,000.000	0.000
404.12/1001	Nainital Geog, Samtse Dzongkhag	15,000.000	0.000	15,000.000
404.15/1001	Sibsu Geog, Samtse Dzongkhag	24,806.000	24,806.000	0.000
405.01/1001	Dzongkhag Administration, Tsirang	3,811,750.000	3,821,750.000	-10,000.000
405.02/1001	Beteni Geog, Tsirang Dzongkhag	30,000.000	30,000.000	0.000
405.03/1001	Dunglegang Geog, Tsirang Dzongkhag	97,000.000	87,000.000	10,000.000
405.04/1001	Barshong Geog, Tsirang Dzongkhag	5,000.000	15,000.000	-10,000.000
405.05/1001	Gosheling Geog, Tsirang Dzongkhag	30,000.000	30,000.000	0.000
405.07/1001	Kikhorthang Geog, Tsirang Dzongkhag	25,000.000	25,000.000	0.000

A/c No.	Administrative Unit	Recoveries	Payment	Net
405.09/1001	Patale Geog, Tsirang Dzongkhag	10,000.000	10,000.000	0.000
406.01/1001	Dzongkhag Administration, Dagana	1,421,671.940	1,421,211.940	460.000
406.01/1002	Lhamoizingkha Dungkhag, Dagana	349,895.000	349,895.000	0.000
406.02/1001	Dorona Geog, Dagana Dzongkhag	29,903.000	29,903.000	0.000
406.06/1001	Kana Geog, Dagana Dzongkhag	20,000.000	20,000.000	0.000
406.07/1001	Khebisa Geog, Dagana Dzongkhag	30,000.000	30,000.000	0.000
406.08/1001	Lajab Geog, Dagana Dzongkhag	24,000.000	0.000	24,000.000
406.10/1001	Tshendaygang Geog, Dagana Dzongkhag	51,411.000	51,411.000	0.000
406.12/1001	Tseza Geog, Dagana Dzongkhag	30,900.000	30,900.000	0.000
406.13/1001	Deorali Geog, Dagana Dzongkhag	48,000.000	48,000.000	0.000
406.15/1001	Nichula Geog, Dagana Dzongkhag	27,000.000	27,000.000	0.000
407.01/1001	Dzongkhag Administration, Punakha	2,058,133.000	2,061,383.000	-3,250.000
407.03/1001	Goenshari Geog, Punakha Dzongkhag	88,930.000	88,930.000	0.000
407.06/1001	Lingbukha Geog, Punakha Dzongkhag	28,500.000	28,500.000	0.000
407.07/1001	Shengana Geog, Punakha Dzongkhag	10,000.000	10,000.000	0.000
407.08/1001	Talo Geog, Punakha Dzongkhag	40,000.000	40,000.000	0.000
407.11/1001	Baap Geog, Punakha	33,000.000	33,000.000	0.000
407.12/1001	Toebsa Geog, Punakha	18,000.000	18,000.000	0.000
408.01/1001	Dzongkhag Administration, Wangdue Phodrang	3,686,373.000	3,695,873.000	-9,500.000
408.02/1001	Bjena Gewog, Wangdue Phodrang Dzongkhag	50,000.000	50,000.000	0.000
408.03/1001	Dangchhu Geog, Wangdue Phodrang Dzongkhag	10,000.000	10,000.000	0.000
408.04/1001	Darkar Geog, Wangdue Phodrang Dzongkhag	66,000.000	66,000.000	0.000
408.06/1001	Gasetshogom Geog, Wangdue Phodrang Dzongkhag	20,000.000	20,000.000	0.000
408.07/1001	Gasetshowom Geog, Wangdue Phodrang Dzongkhag	194,476.000	179,086.000	15,390.000
408.09/1001	Nahi Geog, Wangdue Phodrang Dzongkhag	19,000.000	19,000.000	0.000
408.10/1001	Nisho Geog, Wangdue Phodrang Dzongkhag	200,422.000	200,422.000	0.000
408.11/1001	Phangyul Geog, Wangdue Phodrang Dzongkhag	16,000.000	16,000.000	0.000
408.12/1001	Phobjee Geog, Wangdue Phodrang Dzongkhag	87,846.000	87,846.000	0.000
408.15/1001	Athang Gewog, Wangdue Phodrang Dzongkhag	83,800.000	83,800.000	0.000
408.16/1001	Thetshong Geog, Wangdue Phodrang Dzongkhag	100,000.000	95,000.000	5,000.000
409.01/1001	Dzongkhag Administration, Bumthang	3,716,863.000	3,716,863.000	0.000

A/c No.	Administrative Unit	Recoveries	Payment	Net
409.02/1001	Chhoekhor Geog, Bumthang Dzongkhag	10,000.000	10,000.000	0.000
409.03/1001	Chhume Geog, Bumthang Dzongkhag	15,000.000	15,000.000	0.000
409.04/1001	Tang Geog, Bumthang Dzongkhag	76,000.000	76,000.000	0.000
409.05/1001	Ura Geog, Bumthang Dzongkhag	30,000.000	30,000.000	0.000
410.01/1001	Dzongkhag Administration, Sarpang	734,783.000	734,783.000	0.000
410.01/1002	Dungkhag Administration, Gelephu	75,000.000	75,000.000	0.000
410.02/1002	Samtayling Geog, Sarpang Dzongkhag	31,500.000	31,500.000	0.000
410.07/1002	Gelephu Geog, Sarpang Dzongkhag	15,000.000	15,000.000	0.000
410.09/1002	Jigmechoeling Geog, Sarpang Dzongkhag	30,000.000	30,000.000	0.000
410.12/1001	Sarpangtar Geog, Sarpang Dzongkhag	20,000.000	20,000.000	0.000
410.13/1002	Sershong Geog, Sarpang Dzongkhag	31,683.000	31,683.000	0.000
411.01/1001	Dzongkhag Administration, Zhemgang	1,636,800.000	1,636,800.000	0.000
411.01/1003	Panbang Dungkhag	608,000.000	611,000.000	-3,000.000
411.05/1002	Ngangla Gewog	10,000.000	10,000.000	0.000
412.01/1001	Dzongkhag Administration, Trongsa	1,392,066.000	1,395,503.000	-3,437.000
412.06/1001	Tangsibji Geog, Trongsa Dzongkhag	30,000.000	30,000.000	0.000
413.01/1001	Dzongkhag Administration, Lhuentse	1,701,279.000	1,701,279.000	0.000
413.02/1001	Gangzur Geog, Lhuentse Dzongkhag	30,000.000	30,000.000	0.000
413.04/1001	Khoma Geog, Lhuentse Dzongkhag	10,000.000	10,000.000	0.000
414.01/1001	Dzongkhag Administration, Mongar	2,459,812.000	2,487,012.000	-27,200.000
414.02/1001	Balam Geog, Mongar Dzongkhag	12,400.000	12,400.000	0.000
414.03/1001	Chali Geog, Mongar Dzongkhag	18,338.000	18,338.000	0.000
414.04/1001	Chaskhar Geog, Mongar Dzongkhag	32,000.000	32,000.000	0.000
414.05/1001	Dramtse Geog, Mongar Dzongkhag	35,000.000	35,000.000	0.000
414.07/1001	Gongdue Geog, Mongar Dzongkhag	73,556.000	73,556.000	0.000
414.08/1001	Jurmey Geog, Mongar Dzongkhag	10,000.000	10,000.000	0.000
414.11/1001	Natshang Geog, Mongar Dzongkhag	15,000.000	15,000.000	0.000
414.13/1001	Sherimung Geog, Mongar Dzongkhag	12,000.000	12,000.000	0.000
414.16/1001	Tsakaling Geog, Mongar Dzongkhag	50,000.000	50,000.000	0.000
414.18/1001	Narang Geog, Mongar Dzongkhag	50,000.000	50,000.000	0.000
415.01/1001	Dzongkhag Administration, Pema Gatshel	5,946,203.000	5,946,203.000	0.000
415.01/1002	Nganglam Drungkhag	264,200.000	264,200.000	0.000
415.02/1001	Chongshing Gewog, Pema Gatshel Dzongkhag	60,000.000	60,000.000	0.000
415.03/1001	Chhimung Geog, Pema Gatshel Dzongkhag	26,000.000	26,000.000	0.000
415.06/1001	Shumar geog, Pema Gatshel Dzongkhag	25,000.000	25,000.000	0.000

A/c No.	Administrative Unit	Recoveries	Payment	Net
415.07/1001	Yurung Geog, Pema Gatshel Dzongkhag	25,000.000	25,000.000	0.000
415.09/1001	Decheling Gewog, Nganglam Dzongkhag	39,000.000	39,000.000	0.000
415.11/1001	Nanong Gewog, Pemagatshel Dzongkhag	49,559.000	49,559.000	0.000
415.12/1001	Chokorling Gewog, Nganglam Dzongkhag	117,000.000	117,000.000	0.000
416.01/1001	Dzongkhag Administration, Samdrup Jongkhar	2,577,200.000	2,577,200.000	0.000
416.04/1001	Gomdar Geog, Samdrup Jongkhar Dzongkhag	27,000.000	27,000.000	0.000
416.09/1001	Deothang Geog, S/Jongkhar Dzongkhag	11,000.000	11,000.000	0.000
417.01/1001	Dzongkhag Administration, Trashigang	7,482,341.000	7,482,341.000	0.000
417.01/1002	Sakteng Dzongkhag, Tashigang	328,550.000	328,550.000	0.000
417.01/1003	Thrimshing Dzongkhag, Tashigang	6,500.000	6,500.000	0.000
417.01/1004	Wamrong Dzongkhag, Tashigang	477,910.000	477,910.000	0.000
417.02/1001	Bartsham Geog, Trashigang Dzongkhag	16,000.000	16,000.000	0.000
417.11/1001	Radhi Geog, Trashigang Dzongkhag	8,000.000	8,000.000	0.000
417.12/1001	Sakten Geog, Trashigang Dzongkhag	20,000.000	20,000.000	0.000
418.01/1001	Dzongkhag Administration, Thimphu	925,445.000	875,445.000	50,000.000
418.01/1002	Lingzhi Drungkhag	257,570.000	325,000.000	-67,430.000
418.03/1001	Chang Geog, Thimphu Dzongkhag	87,500.000	87,500.000	0.000
418.04/1001	Dagala Geog, Thimphu Dzongkhag	90,000.000	90,000.000	0.000
419.01/1002	Gasa Dzongkhag	932,600.000	932,600.000	0.000
419.03/1002	Geonkhatod Gewog	28,366.000	28,366.000	0.000
420.01/1001	Dzongkhag Administration, Trashi Yangtse	2,897,764.000	2,897,764.000	0.000
420.02/1001	Bumdiling Gewog, Trashi Yangtse Dzongkhag	60,000.000	60,000.000	0.000
420.07/1001	Tongshang Gewog, Trashi Yangtse Dzongkhag	20,000.000	20,000.000	0.000
420.09/1001	Yangtse Gewog, Trashi Yangtse Dzongkhag	78,000.000	78,000.000	0.000
Total		301,623,378.330	302,307,751.730	-684,373.400

Schedule 11.2: Schedule of Advances and Suspense

Account No.	Operating Unit	Recoveries	Payment	Net
101.01/1001	His Majestys Secretariat, Thimphu	601,000.000	596,000.000	5,000.000
102.01/1001	Secretariat of His Majesty the Fourth Druk Gyalpo	27,736.180	25,736.180	2,000.000
103.01/1001	National Assembly of Bhutan, Thimphu	16,085,916.340	13,111,259.770	2,974,656.570
104.01/1001	National Council Secretariat, Thimphu	5,207,442.300	5,201,391.570	6,050.730

A/c No.	Administrative Unit	Recoveries	Payment	Net
105.01/1001	Central Monastic Secretariat, Thimphu	45,070,462.300	43,278,480.300	1,791,982.000
105.01/1002	Central Monk Bodies (Rabdey), CRA, Thimphu	473,620,678.740	473,620,678.740	0.000
105.01/1003	HM Secretariat, Council for Religious Affairs	1,831,460.000	1,831,460.000	0.000
105.01/2001	Religion & Health Project, Central Monastic Secretariat, Thimphu	11,986,416.000	11,986,416.000	0.000
105.01/2002	Dratshang Lhentshog, Thimphu	43,946,469.990	58,588,538.040	-14,642,068.050
106.01/1001	High Court, Thimphu	120,438.660	100,000.000	20,438.660
106.01/1002	District Court, Thimphu	166,638.290	142,000.000	24,638.290
106.01/1003	District Court, Trashigang	28,300.000	28,300.000	0.000
106.01/1004	District Court, Wangdue Phodrang	138,154.000	138,154.000	0.000
106.01/1005	District Court, Punakha	15,000.000	15,000.000	0.000
106.01/1007	District Court, Tsirang	10,200.000	9,500.000	700.000
106.01/1008	District Court, Paro	85,273.000	85,273.000	0.000
106.01/1009	District Court, Chhukha	15,000.000	15,000.000	0.000
106.01/1010	District Court, Samtse	107,032.000	107,032.000	0.000
106.01/1011	District Court, Samdrup Jongkhar	5,000.000	5,000.000	0.000
106.01/1012	District Court, Mongar	10,000.000	10,000.000	0.000
106.01/1013	District Court, Haa	49,372.000	10,000.000	39,372.000
106.01/1014	District Court, Trongsa	27,933.240	23,433.240	4,500.000
106.01/1016	District Court, Dagana	136,416.760	153,053.760	-16,637.000
106.01/1017	District Court, Lhuentse	148,000.000	148,000.000	0.000
106.01/1018	District Court, Pema Gatshel	150,000.000	1,185,653.000	-1,035,653.000
106.01/1019	District Court, Bumthang	36,000.000	36,000.000	0.000
106.01/1021	District Court, Trashy Yangtse	38,933.000	32,600.000	6,333.000
106.01/1023	Dungkhag Court, Wamrong	19,000.000	19,000.000	0.000
106.01/1024	Dungkhag Court, Gelephu	5,374.000	5,374.000	0.000
106.01/1025	Drungkhag Court, Lhamoi Zhingka	40,000.000	63,183.000	-23,183.000
106.01/1026	Drungkhag Court, Dorokha	61,742.000	61,742.000	0.000
106.01/1027	Drungkhag Court, Sipsoo	10,000.000	10,000.000	0.000
106.01/1030	Drungkhag Court, Nanglam	11,000.000	11,000.000	0.000
106.01/1032	Drungkhag Court, Lingshi	47,900.000	61,000.000	-13,100.000
106.01/1033	Drungkhag Court, Jomotsangkha	50,000.000	50,000.000	0.000
106.01/1035	Drungkhag Court, Sakteng	53,500.000	53,500.000	0.000
106.01/1037	Supreme Court	10,815,435.000	10,315,651.120	499,783.880
106.01/1039	District Court Gasa	7,113,586.700	7,126,000.000	-12,413.300
106.01/2001	Supreme Court, Thimphu	11,353,397.800	9,279,821.300	2,073,576.500
106.01/2006	Construction of High Court Building, Thimphu	9,323,999.970	965,698.880	8,358,301.090

A/c No.	Administrative Unit	Recoveries	Payment	Net
106.01/2008	Supreme Court	8,439,468.500	6,315,224.090	2,124,244.410
107.01/1001	Royal Civil Service Commission, Thimphu	16,022,605.000	19,517,137.120	-3,494,532.120
107.01/2003	Royal Civil Service Commission, Thimphu	42,019,892.960	90,453,449.080	-48,433,556.120
108.01/1001	Anti-Corruption Commission	943,963.020	825,157.020	118,806.000
108.01/2001	Anti-Corruption Commission	1,429,601.000	832,444.000	597,157.000
109.01/1001	Election Commissioner Office, Thimphu	60,870,877.260	202,401,768.010	-141,530,890.750
110.01/1001	Royal Audit Authority, Thimphu	2,582,759.000	2,656,576.500	-73,817.500
110.01/1002	Regional Royal Audit Authority (East), S/Jongkhar	145,750.000	156,750.000	-11,000.000
110.01/1003	Regional Royal Audit Authority (Central), Bumthang	240,000.000	240,000.000	0.000
110.01/1004	Regional Royal Audit Authority (West), Tsirang	89,750.000	99,750.000	-10,000.000
110.01/1005	Office of Assistant Auditor General - Western Region	2,912,360.860	2,043,159.490	869,201.370
110.01/2001	Royal Audit Authority, Thimphu	16,305,196.360	25,340,214.540	-9,035,018.180
111.01/1001	Cabinet Secretariat, Thimphu	20,100,367.000	19,032,052.000	1,068,315.000
111.01/2002	G2C	8,748,744.150	8,316,220.000	432,524.150
111.01/2003	G2C	5,505,819.000	5,481,539.000	24,280.000
112.01/1001	Office of Legal Affairs, Thimphu	1,731,040.000	1,561,540.000	169,500.000
112.01/2001	Office of the Attorney General, Thimphu	713,956.210	1,596,732.870	-882,776.660
113.01/1001	Bhutan Olympic Committee, Thimphu	34,411,805.650	57,795,143.800	-23,383,338.150
114.01/1001	Dzongkha Development Commission, Thimphu	6,851,000.000	6,851,000.000	0.000
115.01/1001	National Land Commission, Thimphu	23,544,593.120	24,147,243.290	-602,650.170
116.01/1001	Centre for Bhutan Studies, Thimphu	4,564,197.000	3,597,909.000	966,288.000
117.01/1001	GNH Commission Secretariat, Thimphu	16,963,910.990	15,794,290.460	1,169,620.530
117.01/2003	Sustainable Development Secretariat (SDS), Thimphu	3,384,765.000	3,594,449.000	-209,684.000
117.01/2006	Rural Economy Advancement Programme (REAP II), GNHC	26,026,548.200	26,070,826.000	-44,277.800
118.01/1001	National Environment Commission, Thimphu.	13,018,016.280	13,799,000.280	-780,984.000
118.01/2004	Green-House Gas Project, NEC, Thimphu	12,786,854.990	13,920,543.020	-1,133,688.030
119.01/1001	Royal Institute of Management, Semtokha	13,285,433.450	3,564,054.450	9,721,379.000
119.01/2001	Royal Institute of Management, Simtokha, Thimphu		129,505.180	-129,505.180
119.01/2004	Royal Institute of Management, Semtokha	15,000.000	21,000.000	-6,000.000
120.01/1001	Royal University of Bhutan , Thimphu	6,152,191.000	6,373,159.000	-220,968.000

A/c No.	Administrative Unit	Recoveries	Payment	Net
120.01/1002	Sherubtse College, Kanglung	13,749,458.260	35,816,094.420	-22,066,636.160
120.01/1004	College of Science and Technology	2,749,354.280	4,237,744.000	-1,488,389.720
120.01/1005	Paro College of Education	5,212,370.000	4,946,630.000	265,740.000
120.01/1006	Samtse College of Education	2,671,972.000	2,145,818.770	526,153.230
120.01/1007	JIGME NAMGYEL POLYTECHNIC, Deothang	16,066,123.800	26,863,171.710	-10,797,047.910
120.01/1008	Gedu College of Business Studies	7,181,002.000	5,875,991.090	1,305,010.910
120.01/1011	Institute of Language and Culture Studies, Taktse	14,371,546.000	29,510,091.720	-15,138,545.720
120.01/2002	College of Natural Resources, Lobesa	3,077,269.000	14,909,049.000	-11,831,780.000
121.01/1001	National Statistical Bureau, Thimphu	1,565,138.000	1,439,852.000	125,286.000
121.01/1002	Population and Housing Census of Bhutan (PHCB), NSB	21,702,668.000	21,702,668.000	0.000
121.01/2001	National Statistical Bureau, Thimphu	5,409,642.960	11,337,883.290	-5,928,240.330
122.01/1001	Bhutan Narcotic Control Agency, Thimphu	4,395,216.000	2,047,228.000	2,347,988.000
123.01/1001	Bhutan InfoComm & Media Authority, Thimphu	1,379,489.960	1,275,713.900	103,776.060
124.01/1001	Thimphu Thromdey Schools, City Corporation, Thimphu	13,521,854.890	11,235,345.520	2,286,509.370
124.01/1002	Phuentsholing Thromde School	11,355,431.510	4,450,833.720	6,904,597.790
124.01/1003	Samdrup Jongkhar Thromde Schools	1,821,742.880	6,763,997.150	-4,942,254.270
124.01/1004	Gelephu Thromde Schools	1,404,285.270	1,439,059.270	-34,774.000
125.01/1001	Drug Regulatory Authority	5,755,164.000	5,755,164.000	0.000
126.01/1001	Tourism Council of Bhutan	16,556,585.330	20,818,364.830	-4,261,779.500
126.01/1002	HTMTI-Construction Project	500,163.500	973,388.600	-473,225.100
126.01/1003	Royal Institute for Tourism & Hospitality	752,770.000	626,820.000	125,950.000
127.01/1001	National Commission for Women & Children	4,902,278.200	4,899,678.200	2,600.000
128.01/1001	Royal Education Council	45,485,979.000	47,577,830.000	-2,091,851.000
129.01/1001	Bhutan Council for School Examination and Assessment	34,263,247.000	34,275,177.000	-11,930.000
130.01/1001	Royal Privy Council, Thimphu.	2,731,570.140	2,731,570.140	0.000
131.01/1001	Bhutan Standards Bureau	3,039,123.000	3,336,423.410	-297,300.410
132.01/1002	University of Medical Sciences	23,928,310.140	16,394,697.710	7,533,612.430
132.01/2001	Royal Institute of Health Science	1,152,100.000	1,182,505.500	-30,405.500
132.01/2002	Faculty of Traditional Medicine	1,118,817.550	858,922.000	259,895.550
133.01/1001	Jigme Singye Wangchuk school of Law, Taba, Thimphu	2,819,079.000	64,347,417.630	-61,528,338.630
134.01/1001	Bhutan National Legal Institute	3,210,982.000	3,210,982.000	0.000
135.01/1001	Civil Society Organization Authority	480,175.000	504,375.000	-24,200.000

A/c No.	Administrative Unit	Recoveries	Payment	Net
136.01/1001	Jigme Dorji Wangchuck National Referral Hospital	45,206,668.790	40,890,096.000	4,316,572.790
201.01/1001	Ministry of Home and Cultural Affairs, Thimphu	50,737,052.690	53,542,094.980	-2,805,042.290
201.01/1002	Department of Civil Registration & Census, MoHCA, Thimphu	9,876,347.000	4,266,598.000	5,609,749.000
201.01/1003	Department of Culture, MoHCA, Thimphu	97,005,124.460	74,523,722.910	22,481,401.550
201.01/1004	Department of Local Governance, MoHCA	1,292,007.490	1,292,007.490	0.000
201.01/1005	Department of Immigration, MoHCA, Thimphu	191,985.000	234,673.000	-42,688.000
201.01/1006	Department of Disaster Management, MoHCA, Thimphu	3,515,311.230	1,577,204.330	1,938,106.900
201.01/1007	Royal Bhutan Police, HQ	99,076,001.350	165,499,495.750	-66,423,494.400
201.01/1010	Ministry of Home and Cultural Affairs, Thimphu	1,526,999.940	1,526,999.940	0.000
201.01/1011	Regional Immigration Office, MoHCA, Gelephu	80,120.000	2,356,620.000	-2,276,500.000
201.01/1012	Regional Immigration Office, MoHCA, Phuentsholing	278,660.000	54,113.000	224,547.000
201.01/1013	Regional Immigration Office, MoHCA, Samdrup Jongkhar	20,620.000	20,620.000	0.000
201.01/1014	Regional Immigration Office, MoHCA, Samtse	30,000.000	179,729.000	-149,729.000
201.01/1015	National Museum, Paro	3,296,481.450	3,296,481.450	0.000
201.01/1016	The Tower of Trongsa Museum, Ta Dzong, Trongsa	218,110.000	54,200.000	163,910.000
201.01/1018	Royal Bhutan Police, Phuentsholing	36,000.000	36,000.000	0.000
201.01/1021	Royal Bhutan Police, Gelephu	100,430.000	209,264.330	-108,834.330
201.01/1022	Jail Services, Royal Bhutan Police	2,247,308.230	7,582,321.470	-5,335,013.240
201.01/1023	Fire Fighting Services, Royal Bhutan Police	10,958,586.610	1,627,768.060	9,330,818.550
201.01/1028	Royal Bhutan Police, Training Centre-Jigmeling (Sarpang)	306,000.000	306,000.000	0.000
201.01/2001	Disaster Mgt. Division, MoHCA, Thimphu	876,416.780	635,076.000	241,340.780
201.01/2003	Daga Tashiyangtse Dzong Conservation Project		108,994.000	-108,994.000
201.01/2007	Department of Disaster Management, MoHCA, Thimphu	10,488,349.640	12,642,973.200	-2,154,623.560
201.01/2013	Pemagatshel Dzong Construction Project, Ministry of Home and Cultural Affairs	22,643,972.980	25,668,563.780	-3,024,590.800
201.01/2015	Local Governance Sustainable Development Program (LGSDP), MOHCA	40,334,272.990	14,865,249.990	25,469,023.000

A/c No.	Administrative Unit	Recoveries	Payment	Net
201.01/2017	Wangduephodrang Dzong Reconstruction Project	14,675,492.750	15,034,783.720	-359,290.970
201.01/2018	Trashigang Dzong Conservation Project	3,622,331.000	3,622,331.000	0.000
201.01/2019	Paro Tadzong Conservation Project	911,576.310	3,253,988.310	-2,342,412.000
201.01/2020	Phajoding Lhakhang Conservation Project	34,683,736.800	23,112,880.800	11,570,856.000
201.01/2021	Gasa Dzong Conservation Project, Department of Culture, MoHCA	31,165,606.000	31,165,606.000	0.000
201.01/2022	Construction of Sarpang Dzong, Department of Culture, MoHCA	843,114.000	9,348,331.320	-8,505,217.320
201.01/2023	Drukgyel Dzong Conservation Project, Paro Dzong	1,385,000.000	1,385,000.000	0.000
202.01/1001	Ministry of Finance Secretariat, Thimphu	232,507,914.160	267,360,910.910	-34,852,996.750
202.01/1002	Department of Public Accounts	20,860,558.100	20,489,003.100	371,555.000
202.01/1003	Department of National Budget, Ministry of Finance, Thimphu	12,031,003.510	12,177,268.510	-146,265.000
202.01/1004	Department of Revenue and Customs, Ministry of Finance, Thimphu	7,962,286.840	9,442,253.540	-1,479,966.700
202.01/1005	Department of National Properties, MoF, Thimphu	6,754,337.000	7,586,161.000	-831,824.000
202.01/1007	Regional Revenue & Customs Office, Thimphu	220,000.000	220,000.000	0.000
202.01/1008	Regional Revenue & Customs Office, P/ling	8,751,438.000	8,732,678.000	18,760.000
202.01/1009	Regional Revenue & Customs, Gelephu	2,478,180.200	2,042,424.200	435,756.000
202.01/1010	Regional Revenue & Customs Office, S/ Jongkhar	968,949.530	778,738.000	190,211.530
202.01/1011	Regional Revenue & Customs Office, Samtse	243,423.000	347,368.000	-103,945.000
202.01/1012	Regional Revenue & Customs Office, Paro	1,370,000.000	1,370,000.000	0.000
202.01/1014	Regional Revenue & Customs Office, MoF, Bumthang	71,000.000	71,000.000	0.000
202.01/1016	Department of National Properties (D/ Works), MoF, Thimphu	10,080,229.460	12,856,856.000	-2,776,626.540
202.01/1019	Liaison and Transit Office Customs, Kolkata	83,900.000	73,244.000	10,656.000
203.01/1001	Ministry of Foreign Affairs, Thimphu	32,841,360.270	33,590,256.960	-748,896.690
203.01/1002	Permanent Mission of Bhutan, Ministry of Foreign Affairs, New York, USA	55,009,315.140	54,714,453.000	294,862.140
203.01/1003	Permanent Mission of Bhutan, Ministry of Foreign Affairs, Geneva, Switzerland	6,232,768.000	9,028,123.000	-2,795,355.000
203.01/1004	Royal Bhutanese Embassy, Ministry of Foreign Affairs, New Delhi, India	11,028,366.000	11,972,399.000	-944,033.000
203.01/1005	Royal Bhutanese Embassy, Ministry of Foreign Affairs, Dhaka, Bangladesh	1,947,997.000	2,035,261.000	-87,264.000

A/c No.	Administrative Unit	Recoveries	Payment	Net
203.01/1007	Royal Bhutanese Embassy, Ministry of Foreign Affairs, Bangkok, Thailand	2,376,326.620	2,320,237.660	56,088.960
203.01/1008	Royal Bhutanese Consulate, Ministry of Foreign Affairs, Kolkotta, India	4,766,080.500	4,809,081.000	-43,000.500
203.01/1009	Royal Bhutanese Embassy, Brussels, Belgium	2,246,040.040	2,353,173.240	-107,133.200
204.01/1001	Ministry of Agriculture and Forests Secretariat	28,479,903.820	27,474,133.580	1,005,770.240
204.01/1002	Department of Agriculture, MoA, Thimphu	227,655,032.660	204,492,744.230	23,162,288.430
204.01/1003	Department of Livestock, MoA, Thimphu	183,239,166.220	212,350,981.330	-29,111,815.110
204.01/1004	Department of Forests and Park Services, MOA, Thimphu	34,006,283.050	36,639,851.270	-2,633,568.220
204.01/1005	Council of RNR Research of Bhutan, CoRRB	9,866,749.200	7,554,348.200	2,312,401.000
204.01/1006	Bhutan Agriculture & Food Regulatory Authority (BAFRA), MoA, Thimphu	7,461,157.190	12,922,429.490	-5,461,272.300
204.01/1007	National Biodiversity Centre, Serbithang	18,385,171.210	20,292,113.430	-1,906,942.220
204.01/1008	Agriculture Machinery Centre, Paro	19,103,585.700	20,347,135.700	-1,243,550.000
204.01/1009	Post Harvest Unit, MOA, Paro	11,884,303.000	10,575,278.000	1,309,025.000
204.01/1010	Central Machinery Unit, MOA, Bumthang	1,204,070.000	1,021,500.000	182,570.000
204.01/1011	National Plant Protection Center, Semtokha	4,577,485.140	2,356,719.140	2,220,766.000
204.01/1012	National Soil Service Centre, Semtokha	8,268,990.560	8,267,837.560	1,153.000
204.01/1013	National Center for Animal Health, Serbithang	9,763,273.220	9,751,334.500	11,938.720
204.01/1014	National Centre for Aquaculture (NCA)	36,381,723.600	38,797,001.170	-2,415,277.570
204.01/1015	National Horse & Brown Swiss Cross Breeding Program, Bumthang	2,488,704.000	2,498,569.000	-9,865.000
204.01/1016	National Livestock Breeding Programme, Yusipang	10,048,388.170	8,357,237.000	1,691,151.170
204.01/1017	National Feed & Fodder Development Programme, Bumthang	19,470,352.000	21,064,423.400	-1,594,071.400
204.01/1018	Regional Livestock Development Centre	928,361.920	1,045,102.920	-116,741.000
204.01/1019	Regional Poultry Breeding Centre, Paro	686,561.000	1,434,531.000	-747,970.000
204.01/1020	National Pig Breeding Centre, Wangchutaba	44,708,895.000	37,114,450.000	7,594,445.000
204.01/1021	National Sheep Breeding Farm, Bumthang	4,039,871.350	4,039,871.350	0.000
204.01/1022	Brown Swiss Farm, Bumthang	21,377,895.000	20,849,151.000	528,744.000
204.01/1023	National Jersey Breeding Farm, Samtse	1,471,178.000	1,449,546.000	21,632.000
204.01/1024	Regional Livestock Development Centre, DoL, MoA, Zhemgang	885,806.630	895,141.410	-9,334.780

A/c No.	Administrative Unit	Recoveries	Payment	Net
204.01/1025	Regional Veterinary Laboratory, Tsimalakha	5,057,686.000	5,179,756.620	-122,070.620
204.01/1026	National Poultry Breeding Farm, Sarpang	116,344,874.410	102,473,846.000	13,871,028.410
204.01/1027	Regional Veterinary Laboratory, Kanglung	10,038,076.200	8,434,129.860	1,603,946.340
204.01/1028	Livestock Central Store, Phuntsholing	1,014,825.100	1,022,277.100	-7,452.000
204.01/1029	Cold Water Fish Culture Centre (CWFCC), Haa	15,274,981.350	18,057,914.990	-2,782,933.640
204.01/1030	Calf Rearing Centre, Wangkha, Chhukha	1,379,076.000	1,347,085.760	31,990.240
204.01/1031	Regional Livestock Breeding Centre, Lingmithang	5,269,929.000	5,106,870.000	163,059.000
204.01/1032	Regional Mithun Breeding Farm, Arong	22,703.220	177,038.520	-154,335.300
204.01/1033	National Nublang Farm, Tashiyangphu	1,900,421.070	1,930,402.340	-29,981.270
204.01/1034	Regional Mithun Breeding Farm, Zhemgang	1,214,806.000	1,094,500.000	120,306.000
204.01/1035	Divisional Forest Office, Zhemgang	11,232,615.330	14,009,363.900	-2,776,748.570
204.01/1036	Sakten Wildlife Sanctuary, Trashigang	243,500.000	243,500.000	0.000
204.01/1037	Jigme Singye Wangchuk National Park, Trongsa	6,822,274.000	6,293,311.910	528,962.090
204.01/1038	Bumdeling Wildlife Sanctuary, Trashy Yangtse	5,605,544.090	5,605,544.090	0.000
204.01/1039	Jigme Dorji National Park, Gasa	1,859,775.070	2,811,936.090	-952,161.020
204.01/1040	Royal Manas National Park, Gelephu	993,245.000	993,245.000	0.000
204.01/1041	Thrumshingla National Park, Ura, Bumthang	16,019,832.000	13,303,924.000	2,715,908.000
204.01/1042	Divisional Forest Office, Gedu	1,659,103.000	2,225,607.000	-566,504.000
204.01/1043	Divisional Forest Office, Wangdue Phodrang	4,288,373.000	3,763,373.000	525,000.000
204.01/1044	Divisional Forest Office, Thimphu	7,660,079.000	6,809,439.000	850,640.000
204.01/1045	Forestry Services Division, Trashigang	3,167,790.000	2,867,790.000	300,000.000
204.01/1046	Divisional Forest Office, Samtse	2,764,084.100	2,889,652.000	-125,567.900
204.01/1047	Divisional Forest Office, S/Jongkhar	2,999,407.000	2,968,772.000	30,635.000
204.01/1048	Divisional Forest Office, Paro	1,051,450.000	2,327,171.000	-1,275,721.000
204.01/1049	Divisional Forest Office, Mongar	9,394,371.000	9,810,725.000	-416,354.000
204.01/1050	Forestry Services Division, Sarpang	6,202,106.500	6,188,553.830	13,552.670
204.01/1051	Divisional Forest Office, Tsirang	5,803,762.000	5,852,596.000	-48,834.000
204.01/1052	Divisional Forest Office, Bumthang	1,297,408.520	1,297,408.520	0.000
204.01/1053	Forest Resources Dev. Division, Thimphu	49,686,553.770	41,157,496.250	8,529,057.520
204.01/1054	Wangchuck Centennial Park, Bumthang	1,111,915.000	2,625,097.240	-1,513,182.240
204.01/1056	RNR-Research Centre, Bajo	18,119,741.350	17,068,826.830	1,050,914.520

A/c No.	Administrative Unit	Recoveries	Payment	Net
204.01/1057	RNR-Research Centre, Jakar, Bumthang	37,156,498.970	31,586,568.000	5,569,930.970
204.01/1058	RNR-Research Centre, Yusipang	8,072,070.400	8,062,070.400	10,000.000
204.01/1059	RNRRC, Wengkhari	11,288,722.940	8,283,331.850	3,005,391.090
204.01/1060	National Seed Centre, Paro	3,058,956.680	3,058,956.680	0.000
204.01/1061	Rural Development Training Centre	1,130,518.000	1,130,518.000	0.000
204.01/1062	National Pig Breeding Centre, Gelephu	10,177,718.440	10,081,860.000	95,858.440
204.01/1063	Regional Fish Seed Production Centre, Bhangtar	21,726,852.820	21,795,750.700	-68,897.880
204.01/1064	RNR -RDC Bhur, Gelephu	1,446,911.000	1,186,690.000	260,221.000
204.01/1065	Regional Marketing Officer and The Accountant	332,704.260	332,704.260	0.000
204.01/1066	Phibsoo Wildlife Sanctuary, Sarpang	818,200.000	916,401.680	-98,201.680
204.01/1068	Jigme Khesar Strict Nature Reserve	1,590,760.460	1,590,760.460	0.000
204.01/2003	Management Planning of Wangchuck Centennial Park- Phase II, Bumthang	6,552,526.610	6,957,500.560	-404,973.950
204.01/2006	Royal Botanical and Recreational Parks Division, MoA	9,976,047.090	9,266,661.230	709,385.860
204.01/2007	GOI & AMMEPP Projects, MoA, Thimphu	23,788,668.180	20,617,090.550	3,171,577.630
204.01/2013	S/thening of Livestock Dev. Initiative, DoL	85,235,931.000	94,546,417.000	-9,310,486.000
204.01/2016	Ugyen Wangchuck Institute for Conservation and Environment	13,159,984.450	14,646,088.000	-1,486,103.550
204.01/2021	Thrumshingla National Park, Ura, Bumthang	1,493,484.000	3,622,412.000	-2,128,928.000
204.01/2022	Rural Development Training Centre, Zhemgang	621,738.000	621,738.000	0.000
204.01/2024	Royal Manas National Park, Gelephu	3,426,818.000	3,910,534.000	-483,716.000
204.01/2025	Bio-diversity Conservation Project-II, NCD	28,228,049.100	29,242,277.000	-1,014,227.900
204.01/2026	On Farm PGR Conservation in Bhutan, BUCAP, Serbithang	843,560.000	1,008,398.000	-164,838.000
204.01/2027	Rural Livelihood Project, Zhemgang	2,102,060.000	2,595,636.000	-493,576.000
204.01/2031	Department of Livestock, Ministry of Agriculture, Thimphu	415,000.000	769,890.450	-354,890.450
204.01/2036	MAGIP Project, Ministry of Agriculture and Forests	7,391,551.000	6,354,984.200	1,036,566.800
204.01/2037	MAGIP Project, Regional Agriculture Marketing Cooperative Office, Mongar	24,651,839.060	24,282,659.640	369,179.420
204.01/2038	Wildlife Conservation Division, MoAF, Thimphu	23,495,082.840	24,147,032.840	-651,950.000
204.01/2039	AFD, Ministry of Agriculture and FOREST.	108,561,122.970	113,495,127.970	-4,934,005.000
204.01/2040	Green Bhutan Project, MoAF, Thimphu	4,627,133.000	4,621,423.000	5,710.000

A/c No.	Administrative Unit	Recoveries	Payment	Net
204.01/2041	The Policy and Planning Division Ministry of Agriculture and Forests Thimphu.	254,188.000	254,188.000	0.000
204.01/2042	AFD, MoAF (REDD + Readiness Project)	41,053,802.700	52,764,210.800	-11,710,408.100
204.01/2043	CARLEP	3,726,000.000	3,726,000.000	0.000
205.01/1001	Ministry of Trade & Economics Affairs, Thimphu	6,817,180.180	6,487,639.700	329,540.480
205.01/1002	Department of Trade, MTEA, Thimphu	7,984,629.420	28,266,942.250	-20,282,312.830
205.01/1003	Department of Geology & Mines, MTEA, Thimphu	1,795,001.300	1,755,221.040	39,780.260
205.01/1005	Department of Industry, MTEA, Thimphu	27,429,821.880	17,091,244.620	10,338,577.260
205.01/1006	Regional Trade & Industry Office, Trongsa	173,000.000	180,500.000	-7,500.000
205.01/1008	Regional Trade & Industry Office, MTI, Gelephu	7,623.000		7,623.000
205.01/1009	Regional Trade & Industry Office, MTI, Samdrup Jongkhar	75,000.000	75,000.000	0.000
205.01/1010	Regional Trade & Industry Office, Mongar	429,090.000	428,000.000	1,090.000
205.01/1011	Dept. of Geology & Mines (Deposit Works), MTI, Thimphu	5,430,474.420	6,673,407.860	-1,242,933.440
205.01/1012	Department of Cottage & Small Industries, MoEA	4,328,424.900	15,497,778.670	-11,169,353.770
205.01/1013	Department of HydroPower & Power Systems	7,245,899.850	3,377,652.850	3,868,247.000
205.01/1014	Department of Renewable Energy	11,650,930.400	12,697,399.500	-1,046,469.100
205.01/1015	Department of HydroMet Services	16,899,946.250	83,481,581.330	-66,581,635.080
205.01/1016	Consumer Protection Office, Ministry of Economic Affairs, Tjhimphu	7,884,800.000	1,849,800.000	6,035,000.000
205.01/2001	EIT, Department of Trade, MoEA, Thimphu	7,720,325.200	7,465,510.200	254,815.000
205.01/2008	Flood Warning Services ,Dept. of Hydro Met Services (FIC 0212)	7,810,678.400	4,991,805.000	2,818,873.400
206.01/1001	Secretariat, Ministry of Works & Human Settlement, Thimphu	96,882,539.270	30,201,771.170	66,680,768.100
206.01/1002	Department of Roads, Thimphu	50,753,206.290	49,544,479.130	1,208,727.160
206.01/1003	Department of Engineering Services	139,759,280.430	307,672,734.100	-167,913,453.670
206.01/1004	Field Roads Maintenance Division, DOR, Zhemgang	12,199,081.350	38,213,453.100	-26,014,371.750
206.01/1005	Field Roads Maintenance Division, DOR, Lobesa	614,928,593.700	642,212,588.920	-27,283,995.220
206.01/1006	Field Roads Maintenance Division, DOR, Trashigang	172,001,011.180	199,941,251.630	-27,940,240.450
206.01/1007	Field Roads Maintenance Division, DOR, Phuentsholing	151,500,457.490	139,220,300.490	12,280,157.000

A/c No.	Administrative Unit	Recoveries	Payment	Net
206.01/1008	Field Roads Maintenance Division, DOR, Sarpang	44,922,386.450	85,975,200.550	-41,052,814.100
206.01/1009	Field Roads Maintenance Division, DOR, Lingmithang	120,029,715.780	247,203,160.780	-127,173,445.000
206.01/1010	Field Roads Maintenance Division, DOR, Trongsa	146,291,569.810	238,423,783.930	-92,132,214.120
206.01/1011	Field Roads Maintenance Division, DOR, Thimphu	351,943,355.500	327,949,789.430	23,993,566.070
206.01/1013	Central Stores Unit, DOR, Phuentsholing	188,900.000	186,950.000	1,950.000
206.01/1014	Central Stores Unit, DoR, Phuentsholing (Deposit Work)	1,197,014,446.230	1,206,083,232.630	-9,068,786.400
206.01/1017	Department of Human Settlement, MoWHS	15,137,743.000	14,189,212.500	948,530.500
206.01/1018	Project Management Office for Gomphu - Pangbang & Mamung - Digala Road Project	23,727,746.000	37,049,434.000	-13,321,688.000
206.01/1019	Field Road Division, Department of Road, Samdrup Jongkhar	248,966,223.030	236,187,622.620	12,778,600.410
206.01/1020	Phuentsholing Thromdey		10,240,559.000	-10,240,559.000
206.01/2001	Project Coordination Unit, RAP- II, DoR, Thimphu	2,242,374.000	3,199,730.000	-957,356.000
206.01/2005	Gyelposhing-Nganglam Road Project, DOR, Lingmithang	122,988,416.590	125,410,821.970	-2,422,405.380
206.01/2007	UIDP-ADB, City Corporation, Thimphu		472,568.880	-472,568.880
206.01/2018	Second Bhutan Urban Development Project	3,068,194.600	1,985,884.600	1,082,310.000
206.01/2019	Urban Infrastructure Development Project for Dzongkhag Administration, Dagana		2,729,455.950	-2,729,455.950
206.01/2020	Road Network Project II, under Department of Roads,	91,227,661.590	124,968,167.370	-33,740,505.780
206.01/2021	Second Bhutan Urban Development Project, City Corporation, Thimphu	50,616,051.160	28,455,116.330	22,160,934.830
206.01/2023	Department of Engineering Section, MoWHS	21,988,379.320	14,160,796.560	7,827,582.760
206.01/2024	ORIO-RGOB Project, DoR, MoWHS, Dagapela	53,672,946.500	42,405,851.000	11,267,095.500
206.01/2025	Phuentsholing Thromdey for Department of Engineering Services, MoWHS	2,112,528.000	2,112,528.000	0.000
206.01/2026	Department of Road (Project# SASEC Project BHU-L/3149, G-004)	10,065,575.830	36,324,155.000	-26,258,579.170
207.01/1001	Ministry of Information & Communications Secretariat, Thimphu	8,189,105.980	9,467,515.250	-1,278,409.270
207.01/1002	Department of Air Transport (DoAT)	158,761,559.000	163,654,878.650	-4,893,319.650
207.01/1003	Roads Safety and Transport Authority, MOIC	3,483,732.000	5,341,988.940	-1,858,256.940

A/c No.	Administrative Unit	Recoveries	Payment	Net
207.01/1004	Regional Transport Office, RSTA, Phuentsholing	231,450.000	35,000.000	196,450.000
207.01/1005	Regional Transport Office, RSTA, Gelephu	182,000.000	182,000.000	0.000
207.01/1006	Regional Transport Office, RSTA, Samdrup Jongkhar	61,000.000	81,105.320	-20,105.320
207.01/1007	Department of Information & Technology	42,256,705.710	63,144,488.630	-20,887,782.920
207.01/1008	Department of Information & Media	9,201,063.710	8,584,018.610	617,045.100
207.01/1009	Bhutan Civil Aviation Authority (BCAA)	2,623,633.500	2,792,279.300	-168,645.800
207.01/1010	Regional Transport Office, Mongar	209,729.640	46,897.540	162,832.100
207.01/2002	DIT, Ministry of Information and Communicaitons	2,713,292.300	2,713,291.700	0.600
207.01/2004	Department of Information Technology and Telecom, MoC	15,366,574.860	12,705,275.000	2,661,299.860
207.01/2005	Department of Air Transport, Ministry of Information & Communications, Paro	17,549,228.000	17,622,251.000	-73,023.000
208.01/1001	Ministry of Health Secretariat, Thimphu	22,197,545.570	24,438,666.300	-2,241,120.730
208.01/1002	Department of Public Health Services, MoH, Thimphu	10,988,771.550	10,936,941.550	51,830.000
208.01/1003	Department of Medical Services, MoH, Thimphu	15,338,042.200	30,002,793.320	-14,664,751.120
208.01/1005	Regional Referral Hospital, Mongar	3,873,772.000	1,726,168.000	2,147,604.000
208.01/1006	Central Regional Referral Hospital, Gelephu	1,074,949.000	864,483.000	210,466.000
208.01/1007	Malaria Eradication Program, Gelephu	583,049.700	583,049.700	0.000
208.01/1009	Medical Supply Depot, Phuentsholing	7,409,681.750	7,049,861.720	359,820.030
208.01/1010	Phuentsholing General Hospital	532,306.000	406,645.650	125,660.350
208.01/1011	Department of Traditional Medicine Services (DTMS), MoH	720,821.620	694,607.000	26,214.620
208.01/1012	Department of Medical Supply and Health Infrastructure (DMSHI)	48,546,155.610	58,307,819.500	-9,761,663.890
208.01/2002	Ministry of Health	7,543,369.370	23,264,429.080	-15,721,059.710
208.01/2003	Ministry of Health	3,351,518.850	3,644,018.850	-292,500.000
208.01/2004	RENEW Secretariat, Thimphu	5,598,158.300	5,431,415.040	166,743.260
208.01/2005	Vector-Borne Disease Control Programme, Gelephu	13,048,139.000	12,104,970.000	943,169.000
208.01/2008	Country Coordination Mechanism, Ministry of Health	9,983.250	20,145.250	-10,162.000
208.01/2009	Construction of CRR Hospital, Gelephu, MoH, Thimphu	27,754,802.000	21,097,161.000	6,657,641.000
208.01/2012	TB Control Programme, MoH, Thimphu	10,686,629.220	15,467,502.130	-4,780,872.910
208.01/2013	Enhanced Malaria Control Project, Gelephu	109,500.000	109,500.000	0.000
208.01/2016	International Assistance, Ministry of Health, Thimphu	5,897,421.600	5,146,343.000	751,078.600

A/c No.	Administrative Unit	Recoveries	Payment	Net
208.01/2017	UNICEF Assisted Projects, Ministry of Health, Thimphu	15,889,252.650	16,166,505.650	-277,253.000
208.01/2020	Expansion of JDWNR Hospital, Thimphu	8,234,738.150	13,389,368.950	-5,154,630.800
208.01/2021	Construction of Public Health Laboratory, MoH	31,434,261.000	24,534,785.000	6,899,476.000
208.01/2022	Reconstruction of 40 bedded Samtse Hospital, Ministry of Health	36,586,152.280	17,124,948.000	19,461,204.280
208.01/2023	Office of the Project Management Team, Global Fund to fight AIDS TB & Malaria, MoH.	600,000.000	600,000.000	0.000
208.01/2024	Health Infrastructure Development Division , MoH	29,552,723.000	79,092,736.240	-49,540,013.240
209.01/1001	Ministry Of Education Secretariat, Thimphu	17,852,968.310	13,245,380.700	4,607,587.610
209.01/1002	Department Of Adult and Higher Education, MOE, Thimphu	13,853,869.490	14,119,791.740	-265,922.250
209.01/1003	Department of School Education, MoE, Thimphu	212,911,517.980	239,001,790.550	-26,090,272.570
209.01/1004	Department of Youth, Culture & Sports, MoE, Thimphu	34,139,591.300	36,941,723.790	-2,802,132.490
209.01/2001	International Assistance, Ministry of Education, Thimphu	243,103,435.200	425,603,068.030	-182,499,632.830
209.01/2002	UNICEF Assisted Project, Ministry of Education, Thimphu	74,210,468.980	72,264,299.310	1,946,169.670
209.01/2003	Scholarship Division, Dept. of Adult & Higher Education, Thimphu	1,413,588.700	1,413,588.700	0.000
209.01/2007	Save the Children Fund-USA assisted Project	10,640,417.000	10,639,900.000	517.000
209.01/2008	Deptt. of Youth & Sports, Ministry of Education, Thimphu	2,289,293.000	2,287,810.000	1,483.000
210.01/1001	Ministry of Labour & Human Resources Secretariat, Thimphu	6,822,775.770	3,500,451.370	3,322,324.400
210.01/1002	Department of Human Resources, Thimphu	39,269,149.000	45,389,593.000	-6,120,444.000
210.01/1003	Bhutan Vocational Qualification Authority, Thimphu	13,895,709.000	13,895,709.000	0.000
210.01/1004	Department of Labour, MoLHR	7,248,587.300	4,388,587.300	2,860,000.000
210.01/1005	Department of Employment, MoLHR	32,941,123.940	23,812,106.200	9,129,017.740
210.01/1006	Trashigang Institute for Zorig Chusum	563,866.000	577,927.520	-14,061.520
210.01/1009	Samthang Institute of Automobile Engineering	1,005,145.380	1,005,145.380	0.000
210.01/1010	Vocational Training Institute, Khuruthang, Punakha	317,400.000	317,400.000	0.000
210.01/1011	Vocational Training Institute, Rangjung, Trashigang	776,963.000	689,963.000	87,000.000

A/c No.	Administrative Unit	Recoveries	Payment	Net
210.01/1012	Jigme Wangchuk Power Training Institute, Dekiling, Sarpang	1,378,509.400	1,378,509.400	0.000
210.01/1013	Chumey Vocational Training Institute, Bumthang	827,112.000	856,646.000	-29,534.000
210.01/1014	Thimphu Institute of Automobile Engineering, MoLHR	346,000.000	346,000.000	0.000
210.01/2006	Department of Human Resources	9,509,704.400	9,509,704.400	0.000
401.01/1001	Dzongkhag Administration, Chhukha	125,811,554.500	110,666,046.570	15,145,507.930
401.01/1002	Phuentsholing Drungkhag	5,055,300.000	4,994,485.000	60,815.000
401.02/1001	Sampheling Geog, Chhuka	5,243,008.000	3,814,344.970	1,428,663.030
401.03/1001	Bongo Geog, Chhuka	5,575,632.000	4,289,380.000	1,286,252.000
401.04/1001	Chapcha Geog, Chhukha Dzongkhag	1,742,585.000	2,039,539.780	-296,954.780
401.05/1001	Dungna Geog, Chhukha Dzongkhag	4,153,750.000	5,067,709.000	-913,959.000
401.06/1001	Gayling Geog, Chhukha Dzongkhag	2,643,898.000	1,200,943.000	1,442,955.000
401.07/1001	Darla Geog, Chhuka	11,939,660.000	5,558,698.000	6,380,962.000
401.08/1001	Getana Geog, Chhukha Dzongkhag	3,806,089.000	3,107,020.000	699,069.000
401.09/1001	Jabcho Geog, Chhukha Dzongkhag	1,924,472.000	2,172,244.000	-247,772.000
401.10/1001	Lokchina Geog, Chhuka	4,057,780.000	1,481,470.000	2,576,310.000
401.11/1001	Metakha Geog, Chhukha Dzongkhag	1,089,864.000	872,871.000	216,993.000
401.12/1001	Phuentsholing Geog, Chhuka	7,697,044.000	6,105,265.120	1,591,778.880
402.01/1001	Dzongkhag Administration, Haa	73,516,402.110	73,119,164.970	397,237.140
402.02/1001	Bjee Geog, Ha Dzongkhag	1,652,753.000	1,958,031.000	-305,278.000
402.03/1001	Kastho Geog, Ha Dzongkhag	3,477,669.000	1,642,856.000	1,834,813.000
402.04/1001	Sambekha Geog, Ha Dzongkhag	1,134,483.000	580,047.000	554,436.000
402.05/1001	Sama Geog, Ha Dzongkhag	3,220,978.000	2,632,169.000	588,809.000
402.06/1001	Uesu Geog, Ha Dzongkhag	1,105,962.000	792,998.000	312,964.000
402.07/1001	Gakiling Geog, Haa Dzongkhag	4,796,978.000	4,535,023.000	261,955.000
403.01/1001	Dzongkhag Administration, Paro	50,081,947.000	36,904,248.000	13,177,699.000
403.02/1001	Dobshari Geog, Paro Dzongkhag	1,417,192.000	1,350,514.000	66,678.000
403.03/1001	Dogar Geog, Paro Dzongkhag	2,897,801.000	2,386,841.000	510,960.000
403.04/1001	Dotey Geog, Paro Dzongkhag	1,252,108.140	1,226,576.000	25,532.140
403.05/1001	Horey Geog, Paro Dzongkhag	803,002.200	802,343.030	659.170
403.06/1001	Lango Geog, Paro Dzongkhag	2,646,428.000	2,464,210.070	182,217.930
403.07/1001	Lungni Geog, Paro Dzongkhag	1,187,161.000	690,515.000	496,646.000
403.08/1001	Naja Geog, Paro Dzongkhag	3,702,240.000	3,976,666.000	-274,426.000
403.09/1001	Shaba Geog, Paro Dzongkhag	3,060,120.000	2,824,284.250	235,835.750
403.10/1001	Tsento Geog, Paro Dzongkhag	2,855,409.000	3,080,184.000	-224,775.000
403.11/1001	Wangchang Geog, Paro Dzongkhag	5,331,351.000	3,589,527.000	1,741,824.000
404.01/1001	Dzongkhag Administration, Samtse	272,172,117.440	116,104,678.690	156,067,438.750
404.01/1002	Sipsu Drungkhag	23,244,959.730	29,617,593.260	-6,372,633.530

A/c No.	Administrative Unit	Recoveries	Payment	Net
404.01/1003	Dorokha Dzongkhag	62,306,996.220	56,295,868.220	6,011,128.000
404.02/1001	Bara Geog, Samtse Dzongkhag	3,897,005.000	4,352,725.000	-455,720.000
404.03/1001	Biru Geog, Samtse Dzongkhag	28,153,645.000	25,833,972.000	2,319,673.000
404.04/1001	Charghare Geog, Samtse Dzongkhag	1,902,700.000	2,368,003.570	-465,303.570
404.05/1001	Chengmari Geog, Samtse Dzongkhag	3,353,182.500	1,912,043.730	1,441,138.770
404.06/1001	Denchhukha Geog, Samtse Dzongkhag	7,802,037.000	5,570,252.000	2,231,785.000
404.07/1001	Dorokha Geog, Samtse Dzongkhag	3,868,549.000	3,617,826.000	250,723.000
404.08/1001	Dumtoe Geog, Samtse Dzongkhag	2,067,020.000	1,925,289.000	141,731.000
404.09/1001	Ghumaaney Geog, Samtse Dzongkhag	6,021,033.000	3,774,928.000	2,246,105.000
404.10/1001	Lhahareni Geog, Samtse Dzongkhag	2,015,456.400	1,942,422.520	73,033.880
404.11/1001	Tendu Geog, Samtse Dzongkhag	3,593,998.000	4,435,860.000	-841,862.000
404.12/1001	Nainital Geog, Samtse Dzongkhag	3,573,507.590	936,927.940	2,636,579.650
404.13/1001	Pagli Geog, Samtse Dzongkhag	4,992,068.000	1,867,893.000	3,124,175.000
404.14/1001	Samtse Geog, Samtse Dzongkhag	7,333,283.000	9,209,627.000	-1,876,344.000
404.15/1001	Sibsu Geog, Samtse Dzongkhag	2,414,386.000	2,719,820.000	-305,434.000
404.16/1001	Tading Geog, Samtse Dzongkhag	4,252,537.000	5,528,603.000	-1,276,066.000
405.01/1001	Dzongkhag Administration, Tsirang	49,029,118.000	42,173,811.250	6,855,306.750
405.02/1001	Beteni Geog, Tsirang Dzongkhag	1,584,923.000	1,513,067.610	71,855.390
405.03/1001	Dunglegang Geog, Tsirang Dzongkhag	2,818,063.000	2,785,989.000	32,074.000
405.04/1001	Barshong Geog, Tsirang Dzongkhag	148,370.000	180,200.000	-31,830.000
405.05/1001	Gosheling Geog, Tsirang Dzongkhag	1,457,313.000	568,954.000	888,359.000
405.06/1001	Rangthangling Geog, Tsirang Dzongkhag	1,086,876.000	1,110,155.000	-23,279.000
405.07/1001	Kikhorthang Geog, Tsirang Dzongkhag	1,078,820.000	848,780.000	230,040.000
405.08/1001	Mendrelgang Geog, Tsirang Dzongkhag	870,949.000	560,157.000	310,792.000
405.09/1001	Patale Geog, Tsirang Dzongkhag	996,227.000	2,738,613.760	-1,742,386.760
405.10/1001	Phuentenchhu Geog, Tsirang Dzongkhag	433,940.000	1,037,372.000	-603,432.000
405.11/1001	Semjong Geog, Tsirang Dzongkhag	833,886.000	1,709,000.000	-875,114.000
405.12/1001	Tsholingkhar Geog, Tsirang Dzongkhag	649,943.000	537,797.950	112,145.050
405.13/1001	Tsirangtoe Geog, Tsirang Dzongkhag	1,142,851.000	974,121.000	168,730.000
406.01/1001	Dzongkhag Administration, Dagana	83,078,440.930	74,366,243.640	8,712,197.290
406.01/1002	Lhamoizingkha Dungkha, Dagana	92,763,534.000	88,409,566.000	4,353,968.000
406.02/1001	Dorona Geog, Dagana Dzongkhag	1,170,760.000	2,131,357.000	-960,597.000
406.03/1001	Drujeygang Geog, Dagana Dzongkhag	3,916,416.330	2,093,488.000	1,822,928.330
406.04/1001	Gesarling Geog, Dagana Dzongkhag	2,957,174.000	2,898,356.000	58,818.000
406.05/1001	Goshi Geog, Dagana Dzongkhag	2,394,479.000	2,070,090.000	324,389.000
406.06/1001	Kana Geog, Dagana Dzongkhag	3,227,452.140	2,586,770.000	640,682.140
406.07/1001	Khebisa Geog, Dagana Dzongkhag	3,251,682.000	3,290,274.100	-38,592.100

A/c No.	Administrative Unit	Recoveries	Payment	Net
406.08/1001	Lajab Geog, Dagana Dzongkhag	1,362,857.000	1,255,954.000	106,903.000
406.09/1001	Tashiding Geog, Dagana Dzongkhag	1,465,651.520	963,876.520	501,775.000
406.10/1001	Tshendaygang Geog, Dagana Dzongkhag	1,554,988.000	1,716,718.000	-161,730.000
406.11/1001	Tshangkha Geog, Dagana Dzongkhag	2,342,297.000	3,171,151.000	-828,854.000
406.12/1001	Tseza Geog, Dagana Dzongkhag	1,294,524.530	1,140,808.520	153,716.010
406.13/1001	Deorali Geog, Dagana Dzongkhag	1,783,799.000	1,544,783.000	239,016.000
406.14/1001	Lhamoizingkha Geog, Dagana Dzongkhag	2,403,477.000	1,949,513.000	453,964.000
406.15/1001	Nichula Geog, Dagana Dzongkhag	2,388,620.000	2,124,877.000	263,743.000
407.01/1001	Dzongkhag Administration, Punakha	65,442,217.220	54,197,843.940	11,244,373.280
407.02/1001	Chhubu Geog, Punakha Dzongkhag	910,354.000	1,533,220.000	-622,866.000
407.03/1001	Goenshari Geog, Punakha Dzongkhag	1,187,091.000	1,159,310.000	27,781.000
407.04/1001	Guma Geog, Punakha Dzongkhag	1,770,854.000	1,200,982.000	569,872.000
407.05/1001	Kabjisa Geog, Punakha Dzongkhag	4,194,117.000	3,732,995.000	461,122.000
407.06/1001	Lingbukha Geog, Punakha Dzongkhag	1,377,227.000	883,928.000	493,299.000
407.07/1001	Shengana Geog, Punakha Dzongkhag	1,823,886.000	1,999,266.000	-175,380.000
407.08/1001	Talo Geog, Punakha Dzongkhag	917,757.000	852,346.000	65,411.000
407.09/1001	Toewang Geog, Punakha Dzongkhag	740,862.000	368,778.000	372,084.000
407.10/1001	Zoma Geog, Punakha Dzongkhag	443,747.180	381,290.000	62,457.180
407.11/1001	Baap Geog, Punakha	597,022.000	1,078,765.000	-481,743.000
407.12/1001	Toebesa Geog, Punakha	1,869,639.000	1,574,790.000	294,849.000
408.01/1001	Dzongkhag Administration, Wangdue Phodrang	86,641,044.050	100,039,835.440	-13,398,791.390
408.02/1001	Bjena Gewog, Wangdue Phodrang Dzongkhag	1,839,294.000	5,197,648.000	-3,358,354.000
408.03/1001	Dangchhu Geog, Wangdue Phodrang Dzongkhag	2,235,172.000	1,830,172.000	405,000.000
408.04/1001	Darkar Geog, Wangdue Phodrang Dzongkhag	4,439,324.000	3,727,000.000	712,324.000
408.05/1001	Gangtey Geog, Wangdue Phodrang Dzongkhag	1,965,281.000	2,433,215.000	-467,934.000
408.06/1001	Gasetshogom Geog, Wangdue Phodrang Dzongkhag	1,630,931.000	1,757,102.000	-126,171.000
408.07/1001	Gasetshowom Geog, Wangdue Phodrang Dzongkhag	1,974,717.000	1,418,132.000	556,585.000
408.08/1001	Kashi Geog, Wangdue Phodrang Dzongkhag	2,015,712.000	2,139,634.000	-123,922.000
408.09/1001	Nahi Geog, Wangdue Phodrang Dzongkhag	826,465.000	876,393.000	-49,928.000
408.10/1001	Nisho Geog, Wangdue Phodrang Dzongkhag	2,559,146.000	2,616,300.000	-57,154.000

A/c No.	Administrative Unit	Recoveries	Payment	Net
408.11/1001	Phangyul Geog, Wangdue Phodrang Dzongkhag	1,709,941.000	958,855.000	751,086.000
408.12/1001	Phobjee Geog, Wangdue Phodrang Dzongkhag	1,584,593.000	1,088,499.000	496,094.000
408.13/1001	Roepa Geog, Wangdue Phodrang Dzongkhag	1,961,153.000	2,451,307.000	-490,154.000
408.14/1001	Sephu Geog, Wangdue Phodrang Dzongkhag	1,135,178.000	1,203,501.000	-68,323.000
408.15/1001	Athang Gewog, Wangdue Phodrang Dzongkhag	1,705,495.000	1,818,795.000	-113,300.000
408.16/1001	Thetshong Geog, Wangdue Phodrang Dzongkhag	1,610,000.000	1,470,000.000	140,000.000
409.01/1001	Dzongkhag Administration, Bumthang	126,167,090.230	113,822,680.360	12,344,409.870
409.02/1001	Chhoekhor Geog, Bumthang Dzongkhag	6,292,658.490	5,699,236.490	593,422.000
409.03/1001	Chhume Geog, Bumthang Dzongkhag	2,915,946.000	3,083,053.000	-167,107.000
409.04/1001	Tang Geog, Bumthang Dzongkhag	2,844,556.000	1,630,478.000	1,214,078.000
409.05/1001	Ura Geog, Bumthang Dzongkhag	3,640,547.000	4,103,580.000	-463,033.000
410.01/1001	Dzongkhag Administration, Sarpang	150,596,041.480	158,421,803.130	-7,825,761.650
410.01/1002	Dungkhag Administration, Gelephu	315,026.000	550,134.000	-235,108.000
410.02/1002	Samtayling Geog, Sarpang Dzongkhag	1,214,914.250	1,221,672.250	-6,758.000
410.03/1002	Chuzangang Geog, Sarpang Dzongkhag	1,680,097.000	1,571,705.000	108,392.000
410.04/1001	Dekiling Geog, Sarpang Dzongkhag	3,366,139.000	1,778,980.000	1,587,159.000
410.05/1001	Doeban Geog, Sarpang Dzongkhag	5,278,286.480	2,323,336.000	2,954,950.480
410.06/1002	Tareythang Geog, Sarpang Dzongkhag	1,141,425.620	1,045,607.000	95,818.620
410.07/1002	Gelephu Geog, Sarpang Dzongkhag	2,049,894.490	5,834,545.230	-3,784,650.740
410.08/1001	Hilley Geog, Sarpang Dzongkhag	1,774,485.000	1,794,384.000	-19,899.000
410.09/1002	Jigmechoeling Geog, Sarpang Dzongkhag	6,690,432.830	5,477,248.830	1,213,184.000
410.10/1002	Umling Gewog, Sarpang Dzongkhag	1,123,650.000	426,333.000	697,317.000
410.11/1001	Singhi Geog, Sarpang Dzongkhag	1,830,047.000	1,937,609.000	-107,562.000
410.12/1001	Sarpangtar Geog, Sarpang Dzongkhag	2,732,600.000	2,263,194.150	469,405.850
410.13/1002	Sershong Geog, Sarpang Dzongkhag	1,646,947.000	1,464,482.000	182,465.000
411.01/1001	Dzongkhag Administration, Zhemgang	96,937,716.570	89,620,778.620	7,316,937.950
411.01/1003	Panbang Dungkhag	26,907,400.110	22,013,880.000	4,893,520.110
411.02/1001	Bardo Geog, Zhemgang Dzongkhag	3,134,254.000	2,234,909.000	899,345.000
411.03/1002	Bjoka Gewog, Panbang Dungkhag	3,628,750.000	3,565,250.000	63,500.000
411.04/1001	Nangkor Geog, Zhemgang Dzongkhag	1,746,242.980	1,714,743.000	31,499.980
411.05/1002	Ngangla Gewog	4,163,115.000	4,007,207.000	155,908.000
411.06/1002	Phangkhar Gewog	4,258,750.000	4,258,750.000	0.000
411.07/1001	Shingkar Geog, Zhemgang Dzongkhag	3,261,799.020	3,939,677.000	-677,877.980

A/c No.	Administrative Unit	Recoveries	Payment	Net
411.08/1001	Trong Geog, Zhemgang Dzongkhag	3,491,723.150	3,199,632.150	292,091.000
411.09/1002	Goshing Gewog, Panbang Dungkhag	3,038,267.000	3,013,495.000	24,772.000
412.01/1001	Dzongkhag Administration, Trongsa	93,879,387.170	109,556,703.170	-15,677,316.000
412.02/1001	Dragteng Geog, Trongsa Dzongkhag	2,934,701.000	2,817,915.000	116,786.000
412.03/1001	Korphu Geog, Trongsa Dzongkhag	4,071,195.000	3,580,415.000	490,780.000
412.04/1001	Langthel Geog, Trongsa Dzongkhag	3,587,707.000	3,073,866.000	513,841.000
412.05/1001	Nubi Geog, Trongsa Dzongkhag	3,745,416.000	3,582,008.000	163,408.000
412.06/1001	Tangsibji Geog, Trongsa Dzongkhag	2,145,687.000	2,039,131.000	106,556.000
413.01/1001	Dzongkhag Administration, Lhuentse	116,311,342.720	84,830,060.910	31,481,281.810
413.01/2002	MAGIP Project, Lhuentse Dzongkhag	2,914,473.000	3,808,724.000	-894,251.000
413.01/2003	Commercial Agriculture & Resilient Enhancement Programme (CARLEP)	75,855.000		75,855.000
413.02/1001	Gangzur Geog, Lhuentse Dzongkhag	3,793,035.000	2,254,856.000	1,538,179.000
413.03/1001	Jarey Geog, Lhuentse Dzongkhag	2,123,869.000	1,937,002.440	186,866.560
413.04/1001	Khoma Geog, Lhuentse Dzongkhag	1,695,088.000	538,786.000	1,156,302.000
413.05/1001	Kurtoe Geog, Lhuentse Dzongkhag	1,861,515.000	1,607,997.000	253,518.000
413.06/1001	Minjay Geog, Lhuentse Dzongkhag	1,730,762.000	452,000.000	1,278,762.000
413.07/1001	Menbi Geog, Lhuentse Dzongkhag	2,099,874.000	1,715,020.000	384,854.000
413.08/1001	Metsho Geog, Lhuentse Dzongkhag	3,262,977.400	1,998,847.400	1,264,130.000
413.09/1001	Tshenkar Geog, Lhuentse Dzongkhag	3,789,284.000	3,037,063.000	752,221.000
414.01/1001	Dzongkhag Administration, Mongar	144,051,079.290	145,451,244.760	-1,400,165.470
414.01/1002	Office of the Gyaltsheb	3,260,193.820	5,592,118.820	-2,331,925.000
414.01/2002	MAGIP Project, Mongar	439,374.000	1,106,020.000	-666,646.000
414.02/1001	Balam Geog, Mongar Dzongkhag	3,255,324.000	3,038,524.000	216,800.000
414.03/1001	Chali Geog, Mongar Dzongkhag	3,856,887.000	4,019,466.000	-162,579.000
414.04/1001	Chaskhar Geog, Mongar Dzongkhag	6,033,142.000	5,778,142.000	255,000.000
414.05/1001	Dramtse Geog, Mongar Dzongkhag	2,259,395.000	2,069,095.000	190,300.000
414.06/1001	Drepong Geog, Mongar Dzongkhag	3,237,300.000	3,187,300.000	50,000.000
414.07/1001	Gongdue Geog, Mongar Dzongkhag	3,287,792.000	3,027,647.000	260,145.000
414.08/1001	Jurmey Geog, Mongar Dzongkhag	3,476,044.000	2,252,840.000	1,223,204.000
414.09/1001	Kengkhar Geog, Mongar Dzongkhag	2,357,888.000	3,194,972.000	-837,084.000
414.10/1001	Mongar Geog, Mongar Dzongkhag	3,865,264.500	2,627,293.000	1,237,971.500
414.11/1001	Natshang Geog, Mongar Dzongkhag	2,874,745.000	2,613,750.000	260,995.000
414.12/1001	Saleng Geog, Mongar Dzongkhag	7,251,856.000	5,921,960.000	1,329,896.000
414.13/1001	Sherimung Geog, Mongar Dzongkhag	1,425,696.000	1,112,241.000	313,455.000
414.14/1001	Silambi Geog, Mongar Dzongkhag	5,820,568.000	6,395,730.000	-575,162.000
414.15/1001	Thangrong Geog, Mongar Dzongkhag	1,892,100.000	1,699,755.000	192,345.000
414.16/1001	Tsakaling Geog, Mongar Dzongkhag	1,072,551.000	950,461.000	122,090.000
414.17/1001	Tsamang Geog, Mongar Dzongkhag	2,941,738.650	1,655,483.000	1,286,255.650

A/c No.	Administrative Unit	Recoveries	Payment	Net
414.18/1001	Narang Geog, Mongar Dzongkhag	741,989.000	220,328.220	521,660.780
415.01/1001	Dzongkhag Administration, Pema Gatshel	195,583,268.900	136,714,184.140	58,869,084.760
415.01/1002	Nganglam Drungkhag	7,084,627.480	8,341,315.570	-1,256,688.090
415.01/2002	MAGIP Project, Pemagatshel Dzongkhag		1,495,838.000	-1,495,838.000
415.01/2003	CARLEP	330,526.000	275,826.000	54,700.000
415.02/1001	Chongshing Gewog, Pema Gatshel Dzongkhag	2,277,996.000	1,400,484.000	877,512.000
415.03/1001	Chhimung Geog, Pema Gatshel Dzongkhag	1,381,882.000	1,142,507.000	239,375.000
415.04/1001	Dungme Geog, Pema Gatshel Dzongkhag	4,884,694.000	6,272,764.600	-1,388,070.600
415.05/1001	Khar Geog, Pema Gatshel Dzongkhag	2,609,489.000	3,289,127.400	-679,638.400
415.06/1001	Shumar geog, Pema Gatshel Dzongkhag	4,992,098.000	4,134,346.000	857,752.000
415.07/1001	Yurung Geog, Pema Gatshel Dzongkhag	1,312,204.000	1,262,398.000	49,806.000
415.08/1001	Zobel Geog, Pema Gatshel Dzongkhag	1,657,325.000	1,071,272.000	586,053.000
415.09/1001	Decheling Gewog, Nganglam Dungkhag	3,521,271.000	2,906,383.000	614,888.000
415.10/1001	Norbugang Gewog, Nganglam Dungkhag	1,979,742.000	1,644,051.000	335,691.000
415.11/1001	Nanong Gewog, Pemagatshel Dzongkhag	3,154,255.000	3,637,534.000	-483,279.000
415.12/1001	Chokorling Gewog, Nganglam Dungkhag	3,090,881.000	973,324.000	2,117,557.000
416.01/1001	Dzongkhag Administration, Samdrup Jongkhar	111,547,951.970	111,015,099.410	532,852.560
416.01/2002	MAGIP Project, Samdrup Jongkhar Dzongkhag	1,386,426.000	2,162,998.000	-776,572.000
416.01/2003	CARLEP	128,899.000		128,899.000
416.02/1001	Phunthothang Geog, Samdrup Jongkhar Dzongkhag	1,107,856.000	506,646.000	601,210.000
416.03/1001	Pemethang Geog, Samdrup Jongkhar Dzongkhag	1,034,323.000	999,555.000	34,768.000
416.04/1001	Gomdar Geog, Samdrup Jongkhar Dzongkhag	4,357,102.000	3,469,030.000	888,072.000
416.05/1001	Wangphu Geog, S/Jongkhar Dzongkhag	2,024,031.240	1,230,508.820	793,522.420
416.06/1001	Langchenphu Geog, Samdrup Jongkhar Dzongkhag	1,094,710.000	675,419.000	419,291.000
416.07/1001	Lauri Geog, Samdrup Jongkhar Dzongkhag	7,404,882.000	2,330,256.000	5,074,626.000
416.08/1001	Martshala Geog, Samdrup Jongkhar Dzongkhag	2,611,584.160	2,560,424.530	51,159.630
416.09/1001	Deothang Geog, S/Jongkhar Dzongkhag	5,157,876.000	4,010,580.000	1,147,296.000

A/c No.	Administrative Unit	Recoveries	Payment	Net
416.10/1001	Orong Geog, Samdrup Jongkhar Dzongkhag	2,447,979.980	1,973,473.000	474,506.980
416.11/1001	Samrang Geog, Samdrup Jongkhar Dzongkhag	1,567,736.000	1,531,259.020	36,476.980
416.12/1001	Serthi Geog, Samdrup Jongkhar Dzongkhag	3,158,333.000	2,370,450.000	787,883.000
417.01/1001	Dzongkhag Administration, Trashigang	144,562,702.100	127,751,575.110	16,811,126.990
417.01/1002	Sakteng Dungkhag, Tashigang	2,189,181.000	1,775,121.000	414,060.000
417.01/1003	Thrimshing Dungkhag, Tashigang	982,812.340	853,360.000	129,452.340
417.01/1004	Wamrong Dungkhag, Tashigang	2,755,180.000	286,195.000	2,468,985.000
417.01/2002	MAGIP Project, Trashigang Dzongkhag	764,202.000	1,412,403.000	-648,201.000
417.02/1001	Bartsham Geog, Trashigang Dzongkhag	475,000.000	475,000.000	0.000
417.03/1001	Bidung Geog, Trashigang Dzongkhag	732,500.000	732,500.000	0.000
417.04/1001	Kanglung Geog, Trashigang Dzongkhag	4,437,129.000	4,199,575.000	237,554.000
417.05/1001	Kangpara Geog, Trashigang Dzongkhag	5,455,000.000	5,455,000.000	0.000
417.06/1001	Khaling Geog, Trashigang Dzongkhag	2,701,306.000	2,339,915.000	361,391.000
417.07/1001	Lumang Geog, Trashigang Dzongkhag	3,391,939.000	4,336,238.000	-944,299.000
417.08/1001	Merak Geog, Trashigang Dzongkhag	2,577,526.000	2,549,601.000	27,925.000
417.09/1001	Yangneer Geog, Trashigang Dzongkhag	433,679.000	433,679.000	0.000
417.10/1001	Phongmey Geog, Trashigang Dzongkhag	911,210.000	911,210.000	0.000
417.11/1001	Radhi Geog, Trashigang Dzongkhag	1,231,080.000	1,230,000.000	1,080.000
417.12/1001	Sakten Geog, Trashigang Dzongkhag	3,092,633.800	2,429,742.000	662,891.800
417.13/1001	Samkhar Geog, Trashigang Dzongkhag	2,536,680.000	2,318,100.000	218,580.000
417.14/1001	Shongphu Geog, Trashigang Dzongkhag	1,231,669.000	947,500.000	284,169.000
417.15/1001	Thrimshing Geog, Trashigang Dzongkhag	2,741,341.000	2,663,849.000	77,492.000
417.16/1001	Uzarong Geog, Trashigang Dzongkhag	2,007,983.000	1,875,000.000	132,983.000
418.01/1001	Dzongkhag Administration, Thimphu	58,714,954.800	52,390,681.480	6,324,273.320
418.01/1002	Lingzhi Drungkhag	794,543.000	1,131,301.380	-336,758.380
418.02/1001	Soe Geog, Thimphu Dzongkhag	1,879,383.000	1,568,503.000	310,880.000
418.03/1001	Chang Geog, Thimphu Dzongkhag	1,682,364.250	2,159,299.660	-476,935.410
418.04/1001	Dagala Geog, Thimphu Dzongkhag	3,941,140.000	1,642,304.000	2,298,836.000
418.05/1001	Gayney Geog, Thimphu Dzongkhag	377,000.000	503,790.000	-126,790.000
418.06/1001	Kawang Geog, Thimphu Dzongkhag	3,755,892.000	4,305,001.000	-549,109.000
418.07/1001	Lingshi Geog, Thimphu Dzongkhag	3,092,279.000	1,606,580.000	1,485,699.000
418.08/1001	Mewang Geog, Thimphu Dzongkhag	4,394,357.500	3,190,114.740	1,204,242.760
418.09/1001	Naro Geog, Thimphu Dzongkhag	2,008,372.000	1,827,681.860	180,690.140
419.01/1002	Gasa Dzongkhag	69,624,424.760	65,611,754.940	4,012,669.820
419.02/1002	Geonkhamed Gewog	4,350,158.090	2,056,258.000	2,293,900.090

A/c No.	Administrative Unit	Recoveries	Payment	Net
419.03/1002	Geonkhatoed Gewog	1,695,625.000	1,531,659.990	163,965.010
419.04/1002	Laya Gewog	2,777,653.050	3,096,882.570	-319,229.520
419.05/1002	Lunana Gewog	2,905,816.990	2,993,984.440	-88,167.450
420.01/1001	Dzongkhag Administration, Trashiyangtse	194,713,565.300	175,265,682.010	19,447,883.290
420.01/2002	MAGIP Project, Trashiyangtse Dzongkhag	3,026,891.000	5,101,065.000	-2,074,174.000
420.01/2003	CARLEP	8,208,459.000	7,118,191.000	1,090,268.000
420.02/1001	Bumdiling Gewog, Trashiyangtse Dzongkhag	5,160,609.000	3,251,001.000	1,909,608.000
420.03/1001	Jamkhar Gewog, Trashiyangtse Dzongkhag	644,900.000	690,210.000	-45,310.000
420.04/1001	Khamdang Gewog, Trashiyangtse Dzongkhag	930,387.000	890,377.000	40,010.000
420.05/1001	Ramjar Gewog, Trashiyangtse Dzongkhag	2,669,609.000	2,433,109.000	236,500.000
420.06/1001	Toetsho Gewog, Trashiyangtse Dzongkhag	2,498,235.000	2,416,859.000	81,376.000
420.07/1001	Tongshang Gewog, Trashiyangtse Dzongkhag	2,385,665.000	3,027,934.000	-642,269.000
420.08/1001	Yalang Gewog, Trashiyangtse Dzongkhag	1,580,804.000	1,367,404.000	213,400.000
420.09/1001	Yangtse Gewog, Trashiyangtse Dzongkhag	1,619,725.000	2,226,459.000	-606,734.000
	Total	11,962,341,843.000	12,761,542,577.370	-799,200,734.370
	Grand Total	12,263,965,221.330	13,063,850,329.100	-799,885,107.770

SCHEDULE 12: SCHEDULE OF GOVERNMENT CURRENT DEPOSIT ACCOUNTS FOR THE FY 2015-16

(Nu. In thousand)

Sl. No.	Old Account Number	New Account	Operating Agency	Ac-count Name	Bank Branch	Opening balance 2015-2016	Closing Balance 2015-2016
1	20300220351340011	100890690	Soe Gewog	Gewog	Thimphu	287,113.36	297,062.97
2	20300220351370012	100890703	Naro Gewog	Gewog	Thimphu	151,644.80	150,324.16
3	20300220351410015	100890714	Geney Gewog	Gewog	Thimphu	61,573.62	65,961.68
4	20300220351420019	100890725	Chang Gewog	Gewog	Thimphu	20,076.00	18,363.65
5	20300220351430012	100890736	Mewang Gewog	Gewog	Thimphu	231,888.00	147,183.03
6	20300220351440016	100890747	Kawang Gewog	Gewog	Thimphu	703,133.93	820,123.67
7	20300220351450019	100890758	Dagala Gewog	Gewog	Thimphu	4,144.00	16,769.00
8	20300220351460013	100890769	Lingzhi Gewog	Gewog	Thimphu	467,861.88	489,919.79
9	20300435099910015	101214237	Bjoka Gewog	Gewog	Gelephu	38,742.75	13,512.28
10	20300435099920019	101214248	Ngangla Gewog	Gewog	Gelephu	363,134.99	168,107.01
11	20300435099930012	101214259	Pangkhar Gewog	Gewog	Gelephu	46,149.33	10,149.33
12	20300435099940016	101214260	Goshing Gewog	Gewog	Gelephu	64,336.80	1,911.48
13	20700435068580024	101217329	Gelephu Gewog	Gewog	Gelephu	227,678.16	85,710.16
14	20700435068710028	101217454	Chuzagang Gewog	Gewog	Gelephu	24,915.38	26,593.29
15	20700435068810022	101217512	Jigmecholing Gewog	Gewog	Gelephu	54,286.28	42,910.34
16	20700435068460022	101217227	Bhur Gewog	Gewog	Gelephu	56,296.80	53,978.68
17	20700435068520022	101217272	Umling Gewog	Gewog	Gelephu	44,250.88	43,849.88
18	20700435068640024	101217385	Shershong Gewog	Gewog	Gelephu	222,997.81	180,653.79
19	20701464070870029	102250671	Naja Geog	Gewog	Paro	2,687.87	2,612.87
20	20701464070970024	102250740	Horey Geog	Gewog	Paro	1,268.59	885.42
21	20701464070990021	102250762	Shaba Geog	Gewog	Paro	255,407.11	18,137.11
22	20701464071050021	102250808	Lungni Geog	Gewog	Paro	466,015.42	285,447.31
23	20701464070950027	102250728	Dogar Geog	Gewog	Paro	29,288.52	32,258.52
24	20701464071060025	102250819	Tsento Geog	Gewog	Paro	24,231.78	10,952.78
25	20701464070960020	102250739	Dotey Geog	Gewog	Paro	51,901.26	14,293.26
26	20701464070980028	102250751	Lango Geog	Gewog	Paro	163,287.38	2,130.38
27	20701464071320024	102250988	Wangcha Geog	Gewog	Paro	109,273.89	116,576.89
28	20701464071220029	102250911	Dobshari Geog	Gewog	Paro	1,057.58	932.58
29	20301567011980017	102350472	Dragten Geog	Gewog	Trongsa	141,378.00	145,629.00
30	20301567011990010	102350483	Korphu Geog	Gewog	Trongsa	41,605.57	70,296.57
31	20301567012000012	102350494	Langthel Geog	Gewog	Trongsa	28,088.46	21,303.46
32	20301567012010016	102350507	Nubi Geog	Gewog	Trongsa	56,295.08	90,777.08
33	20301567012020019	102350518	Tangbi Geog	Gewog	Trongsa	25,888.30	1,890.00

Sl. No.	Old Account Number	New Account	Operating Agency	Ac-count Name	Bank Branch	Opening balance 2015-2016	Closing Balance 2015-2016
34	20301975000790012	102574312	Gangzoor Geog	Gewog	Lhuentse	97,462.17	7,887.17
35	20301975000800014	102574323	Jarey Geog	Gewog	Lhuentse	26,492.68	46,626.92
36	20301975000810018	102574334	Khoma Geog	Gewog	Lhuentse	245,089.16	159,207.44
37	20301975000820011	102574345	Kurtoe Geog	Gewog	Lhuentse	200,778.96	243,140.96
38	20301975000830015	102574356	Minjay Geog	Gewog	Lhuentse	140,682.17	85,918.01
39	20301975222840019	102574367	Menbi Geog	Gewog	Lhuentse	426,344.83	416,042.36
40	20301975000850012	102574378	Metsho Geog	Gewog	Lhuentse	156,698.52	127,797.20
41	20301975000870019	102574389	Tshenkhar Geog	Gewog	Lhuentse	254,496.62	198,698.62
42	20700330004090015	101093901	Bakuli / Phuntshothang Geog	Gewog	Samdrup jongkhar	17,388.63	76,535.21
43	20700330004100017	101093912	Dalim / Pemathang Geog	Gewog	Samdrup jongkhar	69,961.65	95,177.29
44	20700330004110010	101093923	Gomdar Geog	Gewog	Samdrup jongkhar	135,679.79	89,549.91
45	20700330004120014	101093934	Hastinapur / Langchenphu Geog	Gewog	Samdrup jongkhar	239.19	2,220.13
46	20700330004130018	101093945	Lauri Geog	Gewog	Samdrup jongkhar	27,573.10	44,106.10
47	20700330004140011	101093956	Martshala Geog	Gewog	Samdrup jongkhar	83,088.88	101,753.67
48	20700330004160019	101093967	Orong Geog	Gewog	Samdrup jongkhar	27,332.90	26,285.82
49	20700330004170012	101093978	Samrang Geog	Gewog	Samdrup jongkhar	10,499.43	2,115.43
50	20700330004180016	101093989	Serthi Geog	Gewog	Samdrup jongkhar	12,170.59	27,933.39
51	20700330000670013	101091074	Deothang Geog	Gewog	Samdrup jongkhar	865.37	33,046.95
52	20700330000850015	101091212	Wangphu Geog	Gewog	Samdrup jongkhar	51,175.81	108,600.81
53	20702985000490029	103075107	Dechheling Geog	Gewog	Nanglam	124,401.26	54,388.75
54	20702985000500020	103075118	Chokhorling Geog	Gewog	Nanglam	14,424.67	1,376.37
55	20702985000480025	103075094	Norbugang Geog	Gewog	Nanglam	126,107.07	31,384.07
56	20301669009210016	102403120	Bjee Geog	Gewog	Haa	129,655.37	129,590.37
57	20301669009220019	102403131	Katsho Geog	Gewog	Haa	18,565.99	19,815.99
58	20301669009230013	102403142	Sombeykha Geog	Gewog	Haa	72,436.05	88,641.05
59	20301669009240017	102403153	Samar Geog	Gewog	Haa	11,985.76	24,910.76
60	20301669009250010	102403164	Uesu Geog	Gewog	Haa	21,550.56	14,831.56
61	20301669000470018	102403051	Gakiling Geog	Gewog	Haa	45,580.05	82,938.05

Sl. No.	Old Account Number	New Account	Operating Agency	Ac-count Name	Bank Branch	Opening balance 2015-2016	Closing Balance 2015-2016
62	20300848000530012	101609972	Beteni Gewog	Gewog	Damphu	43,995.12	9,440.12
63	20300848000540016	101609983	Dunglagang Gewog	Gewog	Damphu	165,940.81	145,800.31
64	20300848000550019	101609994	Barshong Gewog	Gewog	Damphu	56,568.18	54,823.10
65	20300848000560013	101610003	Gosaling Gewog	Gewog	Damphu	85,393.29	97,191.93
66	20300848000570017	101610014	Rangthangling Gewog	Gewog	Damphu	130,646.13	124,861.13
67	20300848000580010	101610025	Kikorthang Gewog	Gewog	Damphu	336,019.98	90,651.76
68	20300848000590014	101610036	Mendregang Gewog	Gewog	Damphu	196,200.29	185,585.02
69	20300848000600016	101610047	Patala Gewog	Gewog	Damphu	83,234.62	53,410.66
70	20300848000610019	101610058	Phuntenchu Gewog	Gewog	Damphu	18,882.92	13,831.85
71	20300848000620013	101610069	Shemjong Gewog	Gewog	Damphu	134,186.98	177,734.48
72	20300848000630017	101610070	Tsholingkhar Gewog	Gewog	Damphu	297,722.90	286,010.06
73	20300848000640010	101610081	Tsirangtoe Gewog	Gewog	Damphu	74,917.98	75,188.63
74	20700642501150017	101415955	Bara Geog	Gewog	Samtse	54,463.97	8,089.94
75	20700642501160010	101415966	Biru Geog	Gewog	Samtse	114,327.33	35,445.09
76	20700642501170014	101415977	Chargharey Geog	Gewog	Samtse	32,176.58	4,614.43
77	20700642501180018	101415988	Chengmari Geog	Gewog	Samtse	49,639.33	6,785.20
78	20700642501190011	101415999	Denchuka Geog	Gewog	Samtse	42,396.18	22,906.48
79	20700642501200013	101416006	Dorokha Geog	Gewog	Samtse	43,814.74	78,164.74
80	20700642501210017	101416017	Dumtsoe Geog	Gewog	Samtse	27,755.55	21,425.97
81	20700642501220010	101416028	Ghumauney Geog	Gewog	Samtse	133,121.41	74,776.41
82	20700642501230014	101416039	Lahareni Geog	Gewog	Samtse	25,823.93	974.50
83	20700642501240018	101416040	Mayona Geog	Gewog	Samtse	19,476.32	19,401.32
84	20700642501270019	101416073	Nainital Geog	Gewog	Samtse	219,374.68	194,547.22
85	20700642501280012	101416084	Pagli Geog	Gewog	Samtse	137,465.54	9,336.60
86	20700642501290016	101416095	Samtse Geog	Gewog	Samtse	154,305.80	53,085.80
87	20700642501300018	101416108	Sipsoo Geog	Gewog	Samtse	2,593.87	13,601.47
88	20700642501310011	101416119	Tading Geog	Gewog	Samtse	460,814.24	300,273.74
89	20700642501320015	101416120	Tendu geog	Gewog	Samtse	193.83	46,181.15
90	20300540000810014	101281645	Bjachho Geog	Gewog	Chukha	205,460.81	169,560.01
91	20300540000770011	101281601	Chapcha Geog	Gewog	Chukha	202,129.26	218,202.26
92	20300540000780015	101281612	Dungna Geog	Gewog	Chukha	121,732.92	11,398.92
93	20300540000790019	101281623	Geling Geog	Gewog	Chukha	396,073.39	380,117.39

Sl. No.	Old Account Number	New Account	Operating Agency	Ac-count Name	Bank Branch	Opening balance 2015-2016	Closing Balance 2015-2016
94	20300540000800010	101281634	Getena Geog	Gewog	Chukha	149,825.50	132,572.58
95	20300540000820018	101281656	Metakha Geog	Gewog	Chukha	186,718.30	173,943.30
96	20301771001370017	102486017	Bongo Geog	Gewog	Gedu	183,229.36	128,622.36
97	20301771001380010	102486028	Darla Geog	Gewog	Gedu	368,802.47	464,259.47
98	20301873019340012	102536478	Trong Geog	Gewog	Zhemgang	59,487.77	97,872.09
99	20301873019310011	102536445	Bardo Geog	Gewog	Zhemgang	59,496.04	41,371.04
100	20301873019320015	102536456	Nangkhor Geog	Gewog	Zhemgang	56,853.32	38,515.32
101	20301873019330019	102536467	Shingkar Geog	Gewog	Zhemgang	95,702.00	28,167.00
102	20701361550060013	102078788	Bjena Gewog	Gewog	Wangdue	13,113.51	32,060.51
103	20701361550540019	102079055	Dangchhu Gewog	Gewog	Wangdue	300,744.70	469,988.01
104	20701361550190019	102078857	Dakar Gewog	Gewog	Wangdue	1,833.25	26,278.25
105	20701361550380014	102078971	Gangtley Gewog	Gewog	Wangdue	328,564.63	51,989.63
106	20701361551180010	102079533	Gasetshogom Gewog	Gewog	Wangdue	65,438.10	80,218.10
107	20701361551190014	102079544	Gasetshowom Gewog	Gewog	Wangdue	30,815.06	34,675.50
108	20701361550110019	102078813	Kashi Gewog	Gewog	Wangdue	163,837.02	101,047.23
109	20701361535420014	102078697	Nahi Gewog	Gewog	Wangdue	60,420.40	34,373.40
110	20701361550070017	102078799	Nisho Gewog	Gewog	Wangdue	25,660.58	36,431.44
111	20701361550690011	102079168	Phangyul Gewog	Gewog	Wangdue	31,058.59	4,496.59
112	20701361550550012	102079066	Phobji Gewog	Gewog	Wangdue	2,165.80	27,492.53
113	20701361550120013	102078824	Roepa Gewog	Gewog	Wangdue	23,445.14	40,518.32
114	20701361550080010	102078802	Sephu Gewog	Gewog	Wangdue	812,942.58	523,685.41
115	20701361550200010	102078868	Athang Gewog	Gewog	Wangdue	19,621.24	78,741.24
116	20701361562820016	102080312	Theedtsho Gewog	Gewog	Wangdue	17,953.49	39,367.81
117	20301259000780012	101910244	Chhokhor	Gewog	Bumthang	318,644.66	142,872.66
118	20301259000790016	101910255	Chumey	Gewog	Bumthang	92,531.84	100,248.15
119	20301259000800018	101910266	Tang	Gewog	Bumthang	3,706.12	43,579.12
120	20301259000810011	101910277	Ura	Gewog	Bumthang	3,631.18	5,493.18
121	20302077042620018	102646732	Chubu Geog	Gewog	Punakha	95,731.61	30,977.82
122	20302077042630011	102646743	Goenshari Geog	Gewog	Punakha	947.05	2,538.17
123	20302077042640015	102646754	Guma Geog	Gewog	Punakha	165,111.51	28,544.44
124	20302077042650015	102646765	Kabjisa Geog	Gewog	Punakha	33,359.08	41,811.91
125	20302077042660012	102646776	Lingbukha Geog	Gewog	Punakha	13,742.57	382.57
126	20302077042670016	102646787	Shengana Geog	Gewog	Punakha	54,319.10	74,993.10
127	20302077042680019	102646798	Talo Geog	Gewog	Punakha	7,798.94	4,808.94
128	20302077042690013	102646801	Toewang Goeg	Gewog	Punakha	6,489.30	34,218.90

Sl. No.	Old Account Number	New Account	Operating Agency	Ac-count Name	Bank Branch	Opening balance 2015-2016	Closing Balance 2015-2016
129	20302077042700015	102646812	Zomi Geog	Gewog	Punakha	45,987.47	33,992.46
130	20302077043750019	102646890	Toeb Geog	Gewog	Punakha	312,014.10	334,855.60
131	20302077043620013	102646889	Baap Geog	Gewog	Punakha	33,483.94	52,225.94
132	20300745000290019	101536242	Bartsham Geog	Gewog	Trashigang	36,650.44	48,745.44
133	20300745000300011	101536253	Bidung Geog	Gewog	Trashigang	198,076.56	294,506.56
134	20300745000310015	101536264	Kanglung Geog	Gewog	Trashigang	115,232.96	85,972.96
135	20300745000320019	101536275	Kangpara Geog	Gewog	Trashigang	5,058.64	1,819.44
136	20300745000330012	101536286	Khaling Geog	Gewog	Trashigang	120,772.94	156,446.42
137	20300745000340016	101536297	Lumang Geog	Gewog	Trashigang	56,892.59	109,169.44
138	20300745000350019	101536300	Merak Geog	Gewog	Trashigang	12,123.74	45,212.48
139	20300745000360013	101536311	Phongmey Geog	Gewog	Trashigang	28,997.18	48,952.18
140	20300745000370017	101536322	Radhi Geog	Gewog	Trashigang	5,858.64	34,568.64
141	20300745000380010	101536333	Sakteng Geog	Gewog	Trashigang	744.03	834.88
142	20300745000390014	101536344	Samkhar Geog	Gewog	Trashigang	65,845.60	35,770.98
143	20300745000400016	101536355	Shongphu Geog	Gewog	Trashigang	37,742.24	51,274.24
144	20300745000410019	101536366	Uzorong Geog	Gewog	Trashigang	24,283.10	11,540.10
145	20300745000470011	101536377	Thrimshing Geog	Gewog	Trashigang	144,692.98	42,195.98
146	20300745000480015	101536388	Yangneer Geog	Gewog	Trashigang	564.66	2,489.66
147	20302391003710029	102747515	Dekiling Geog	Gewog	Sarpang	1,089.56	55,158.49
148	20302391019730029	102747537	Dovan Geog	Gewog	Sarpang	98,990.67	65,538.67
149	20302391019740023	102747548	Hilley Geog / Gakiling	Gewog	Sarpang	391,378.63	232,426.67
150	20302391019750027	102747559	Sarpang Tar Geog	Gewog	Sarpang	19,324.28	2,069.28
151	20302391019760020	102747560	Singhi Geog	Gewog	Sarpang	15,858.96	24,053.72
152	20702391020320025	102749125	Tareythang Gewog	Gewog	Sarpang	18,737.60	8,132.91
153	20302493000660019	102790559	Trashiding Geog	Gewog	Dagana	6,253.07	4,608.47
154	20302493000690019	102790582	Tseza Geog	Gewog	Dagana	68,820.03	55,187.99
155	20302493000680016	102790571	Tshangkha Geog	Gewog	Dagana	42,315.16	52,999.28
156	20302493000670012	102790560	Tshendagang Geog	Gewog	Dagana	47,706.00	35,764.95
157	20302493000650015	102790548	Lajab Geog	Gewog	Dagana	42,489.73	47,934.73
158	20302493000640011	102790537	Khebisa Geog	Gewog	Dagana	3,446.30	69,560.02
159	20302493000630018	102790526	Kana Geog	Gewog	Dagana	5,058.78	9,421.66
160	20302493000620014	102790515	Goshi Geog	Gewog	Dagana	82,522.98	112,271.98
161	20302493000610010	102790504	Gesarling Geog	Gewog	Dagana	35,097.36	20,197.36
162	20302493000600017	102790491	Drujeygang Geog	Gewog	Dagana	63,300.46	83,616.38
163	20302493000590015	102790480	Dorona Geog	Gewog	Dagana	15,835.79	6,840.70

Sl. No.	Old Account Number	New Account	Operating Agency	Account Name	Bank Branch	Opening balance 2015-2016	Closing Balance 2015-2016
164	20301155001170018	101827492	Balam Geog	Gewog	Mongar	1,102.44	12,747.12
165	20301155001180011	101827505	Chali Geog	Gewog	Mongar	65,629.33	14,383.64
166	20301155001190015	101827516	Chaskar Geog	Gewog	Mongar	70,456.33	116,318.33
167	20301155001200017	101827527	Drametse Geog	Gewog	Mongar	4,328.40	18,398.44
168	20301155001210010	101827538	Drepong Geog	Gewog	Mongar	249.10	21,851.99
169	20301155001220014	101827549	Gongdue Geog	Gewog	Mongar	806.70	806.70
170	20301155001230018	101827550	Jurmey Geog	Gewog	Mongar	167,430.29	145,965.29
171	20301155001240011	101827561	Kengkhar Geog	Gewog	Mongar	93,568.23	35,882.58
172	20301155001250015	101827572	Monggar Geog	Gewog	Mongar	63,264.78	5,209.02
173	20301155001260019	101827583	Ngatshang Geog	Gewog	Mongar	8,690.95	11,336.50
174	20301155001270012	101827594	Saling Geog	Gewog	Mongar	3,693.69	3,693.69
175	20301155001280016	101827606	Sherimung Geog	Gewog	Mongar	862.26	862.26
176	20301155001290019	101827617	Silambi Geog	Gewog	Mongar	14,707.64	26,469.38
177	20301155001300011	101827628	Thangrong Geog	Gewog	Mongar	56,913.29	17,199.47
178	20301155001310015	101827639	Tsakaling Geog	Gewog	Mongar	27,918.46	11,655.62
179	20301155001320019	101827640	Tsamang Geog	Gewog	Mongar	30,176.38	2,327.13
180	20302179000360010	102695859	Chongshing	Gewog	Pemagatshel	22,081.36	31,191.04
181	20302179000370014	102695860	Chimong	Gewog	Pemagatshel	14,590.32	14,919.20
182	20302179000380018	102695871	Dungmin	Gewog	Pemagatshel	150,622.18	145,356.16
183	20302179000390011	102695882	Khar	Gewog	Pemagatshel	42,489.46	60,948.46
184	20302179000400013	102695893	Shumar	Gewog	Pemagatshel	171,931.36	121,731.91
185	20302179000410017	102695906	Yurung	Gewog	Pemagatshel	67,841.12	92,891.26
186	20302179000420010	102695917	Zobel	Gewog	Pemagatshel	54,012.26	19,004.26
187	20302179000410013	102695848	Nanong	Gewog	Pemagatshel	92,051.28	74,073.44
188	20302899000410016	103026546	Bumdeling Geog	Gewog	Trashi yangtse	32,135.44	32,070.44
189	20302899000420019	103026557	Yangtse Geog	Gewog	Trashi yangtse	48,258.45	167,794.45
190	20302899000430013	103026568	Jamkhar Geog	Gewog	Trashi yangtse	221,668.48	240,756.48
191	20302899000440017	103026579	Khamdang Geog	Gewog	Trashi yangtse	89,966.24	154,678.32
192	20302899000450010	103026580	Ramjar Geog	Gewog	Trashi yangtse	78,874.42	90,855.42
193	20302899000470018	103026591	Teotsho Geog	Gewog	Trashi yangtse	4,018.66	3,943.66
194	20302899000480011	103026603	Tongshang Geog	Gewog	Trashi yangtse	157,071.72	173,221.36
195	20302899000490015	103026614	Yallang Geog	Gewog	Trashi yangtse	133,296.12	81,221.12

Sl. No.	Old Account Number	New Account	Operating Agency	Ac-count Name	Bank Branch	Opening balance 2015-2016	Closing Balance 2015-2016
196	20700951028500018	101675094	Nichula Gewog	Gewog	Phuentsho ling	56,227.99	45,646.99
197	20700951028460015	101675050	Bhalijora Gewog	Gewog	Phuentsho ling	815,006.48	694,369.48
198	20700951028490016	101675083	Lamoyzingkha Gewog	Gewog	Phuentsho ling	54,788.77	24,444.77
199	20700951027690019	101674737	Phuentsholing Gewog	Gewog	Phuentsho ling	994,795.81	839,022.93
200	20700951028470019	101675061	Lokchina	Gewog	Phuentsho ling	315,305.55	43,083.58
201	20700951028480012	101675072	Deorli Gewog	Gewog	Phuentsho ling	20,186.84	36,620.84
202	20302077042730016	102646834	Laya Gewog	Gewog	Gasa	407,308.46	225,630.46
203	20302077042719919	102646823	Goenkhami Gewog	Gewog	Gasa	371,731.41	398,586.41
204	20302077042720012	103085047	Goenkhatoe Gewog	Gewog	Gasa	114,630.66	121,177.62
205	20302077042740010	102646845	Lunana Gewog	Gewog	Gasa	47,628.00	94,108.00
Total Gewog						22,328,781.78	18,717,113.44

Judiciary

Sl. No.	Old Account Number	New Ac-count	Operating Agency	Ac-count Name	Bank Branch	Opening balance 2015-2016	Closing Balance 2015-2016
1	20700220569150014	100914953	Supreme Court	Judiciary	Thimphu	1,864,800.00	1,874,625.00
2	20300220290710014	100890612	High Court	Judiciary	Thimphu	19,643,466.45	19,658,439.45
3	20300220291100019	100890634	District Court	Judiciary	Thimphu	2,890,744.00	9,430,919.39
4	20700435069010021	101217657	Royal Court of Justice	Judiciary	Gelephu	648,055.79	803,662.99
5	20301975000160014	102574298	District Court	Judiciary	Lhuentse	79,910.00	190,585.00
6	20700330003880012	101093729	District Court	Judiciary	Samdrup jongkhar	-	0.62
7	20301669009160019	102403119	District Court	Judiciary	Haa	900.00	825.00
8	20300848000170019	101609950	District Court	Judiciary	Damphu	85,271.80	220,521.80
9	20700642500330013	101415296	District Court	Judiciary	Samtse	147,656.00	147,581.00
10	20300540000130019	101281588	Chukha District Court	Judiciary	Chukha	1,052,850.00	1,052,775.10
11	20701361551570015	102079849	District Court	Judiciary	Wangdue	438,817.78	368,317.78

Sl. No.	Old Account Number	New Account	Operating Agency	Account Name	Bank Branch	Opening balance 2015-2016	Closing Balance 2015-2016
12	20301259000590017	101910197	District Court	Judiciary	Bumthang	232,444.90	35,161.90
13	20302077042230013	102646709	District Court	Judiciary	Punakha	42,224.14	115,194.14
14	20300745002240012	101536413	District Court	Judiciary	Trashigang	112,980.00	362,073.83
15	20302391004950029	102747526	District Court	Judiciary	Sarpang	25,108.59	625,193.59
16	20302493000530013	102790468	District Court	Judiciary	Dagana	1,062.00	987.00
17	20302899000900015	103026636	District Court	Judiciary	Trashi Yangtse	1,000.00	925.00
18	20302077042720012	103085003	District Court	Judiciary	Gasa	2,500.00	1,375.00
19	20301873019020011	102536423	District Court	Judiciary	Zhemgang	10,312.80	2,812.80
20	20300110011840104	100211859	Dungkhag Court	Judiciary	Phuentsholing	549,953.72	74,358,478.72
Total Judiciary						27,830,057.97	109,250,455.11
Municipal							
Sl. No.	Old Account Number	New Account	Operating Agency	Account Name	Bank Branch	Opening balance 2015-2016	Closing Balance 2015-2016
1	20400220351350014	100891796	City Corporation	Municipal	Thimphu	23,131,435.97	37,542,125.14
2	20701464071090026	102250842	Municipal Corporation	Municipal	Paro	2,152,339.70	2,529,162.54
3	20301975034170017	102574390	Municipal	Municipal	Lhuentse	319,835.12	410,997.36
4	20400330100570010	101090706	Samdrup Jongkhar Thromdey	Municipal	Samdrup jongkhar	79,943,320.87	75,139,379.90
5	20400330100580014	101090717	Samdrup Jongkhar Thromdey	Municipal	Samdrup jongkhar	23,199,749.75	8,902,863.29
6	20300848001220010	101610127	Damphu Municipal Corpn	Municipal	Damphu	1,304,941.25	202,523.67
7	20700642503270019	141417351	Samtse Municipal	Municipal	Samtse	19,308,515.00	18,016,816.46
8	20701361551730019	102079974	Urban Development Project	Municipal	Wangdue	1,942,504.08	3,114,615.93
9	20301259003090010	101910357	Municipal	Municipal	Bumthang	49,850.56	141,388.69
10	20300745001560018	101536402	Dzongkhag Municipal	Municipal	Trashigang	1,293,423.63	2,008,190.05

Sl. No.	Old Account Number	New Account	Operating Agency	Account Name	Bank Branch	Opening balance 2015-2016	Closing Balance 2015-2016
11	20300745000610019	101536399	Urban Dev. Project	Municipal	Trashigang	227,007.55	415,503.01
12	20301155003100013	101827719	Municipal Corporation	Municipal	Mongar	311,987.95	1,134,255.46
13	20302899000920012	103026658	Urban Development Project: Duksum Town	Municipal	Trashi Yangtse	135,147.00	131,561.00
14	20302899000910019	103026647	Municipal	Municipal	Trashi Yangtse	1,653,508.58	1,711,814.23
15	20300435110720019	101214271	Gelephu Thromde	Municipal	Gelephu	17,493,803.40	12,318,229.38
16	20300435110720020	101214282	Gelephu Thromde	Municipal	Gelephu	23,062,746.97	93,590,036.53
17	20700110019530107	100222690	City Corporation	Municipal	Phuentsholing	140,699,395.06	72,248,323.72
18	20700110019330108	100222533	P/ling City Corporation	Municipal	Phuentsholing	47,968,271.38	51,061,425.06
19	20702077071290016	102648912	Municipal Khuruthang	Municipal	Punakha	599,070.00	1,135,328.00
20	20301873019440017	102536514	Urban Development Project, Tingtibi	Municipal	Zhemgang	643,409.76	718,328.76
21	20301873019410016	102536503	Urban Development	Municipal	Zhemgang	2,588,070.51	2,284,872.72
Total Municipal						388,028,334.09	384,757,740.90

Note:

Municipal Account of Wangdue, Tashigang, Tashiyangtse & Zhemgang was not included last year under Municipal

Others

Sl. No.	Old Account Number	New Account	Operating Agency	Account Name	Bank Branch	Opening balance 2015-2016	Closing Balance 2015-2016
1	20300220290830016	100890623	Audit Recovery Account	Others	Thimphu	41,813,977.30	12,129,160.64
2	20300220293150018	100890667	Royal Dance Academy	Others	Thimphu	138,454.33	137,379.33
3	20300220295590011	100890678	Football Federation Account	Others	Thimphu	6,907,536.77	6,012,739.46
4	20300220295890015	100890689	Dept. of Revenue Account	Others	Thimphu	34,779,546.90	32,423,350.84
5	20300220293060017	100890656	Sale Proceeds PF Books	Others	Thimphu	2,821,951.26	3,124,189.26
6	20300220351870015	100890781	International Potato Programme	Others	Thimphu	24,598.00	24,523.18

Sl. No.	Old Account Number	New Account	Operating Agency	Ac-count Name	Bank Branch	Opening balance 2015-2016	Closing Balance 2015-2016
7	20300220483770010	100890985	University Development Fund	Others	Thimphu	15,516,524.23	50,823,257.42
8	20300220512480014	100891004	Bhutan Access and Benefit Sharing Fund BABS Fund	Others	Thimphu	10,225,504.16	9,637,624.24
9	20700220263080010	100894243	National Land Comission Secretariat	Others	Thimphu	11,287,077.28	9,549,245.15
10	20700220260500018	100893704	Office of Attorney General	Others	Thimphu	1,100.00	1,025.00
11	20300220525800019	100891037	Anti Corruption Commission ESCROW account	Others	Thimphu	11,158,418.00	69,769,936.33
12	20300220578540017	100891060	RAJGIR Temple Project	Others	Thimphu	2,653,130.00	2,653,055.00
13	20300220616000018	100891208	Mini Dairy Plant Wangchuktaba	Others	Thimphu	14,645.57	6,550.57
14	20300220653260012	100891231	Accounting & Auditing Standard Board of Bhutan	Others	Thimphu	603,388.00	1,240,813.00
15	20300220660300019	100891286	Education Endowment Fund	Others	Thimphu	112,735.00	112,659.75
16	20300220722050013	100891413	Bhutan Education Endowment Fund	Others	Thimphu	10,106,864.00	10,106,789.00
17	20300220739710019	100891468	Jigme Losel Primary School Jt. Account	Others	Thimphu	2,082,979.92	3,287,564.74
18	20300220739720012	100891479	Khasarapchu Middle Secondary School Jt. Account	Others	Thimphu	1,113,312.78	1,171,610.94
19	20300220742300027	100891480	Jigme Dorji Wangchuk National Referral Hospital	Others	Thimphu	-	50,320,252.79
20	20300220774780094	100891548	REDD Readiness Project	Others	Thimphu	-	7,040,155.64
21	20300220780730061	100891560	Civil Society Organisation Authority Secretariat	Others	Thimphu	4,365,542.24	1,920,431.67
22	20300220767470093	100891515	Finance & Procurement Sub-Committee [MoF]	Others	Thimphu	20,933,000.00	-

Sl. No.	Old Account Number	New Account	Operating Agency	Account Name	Bank Branch	Opening balance 2015-2016	Closing Balance 2015-2016
23	20300220799240083	100891650	Arts & Culture Endowment Fund	Others	Thimphu	10,000,000.00	9,999,925.00
24	20300220798910089	100891649	Wangbama Higher Secondary School Jt Account	Others	Thimphu	-	7,925.00
25	20300220835910015	100891752	Revolving Fund Account For Overseas Employment Programme	Others	Thimphu	-	606,925.00
26	0100005984018	0	Students Loan Scheme Tertiary Education	Others	Thimphu	-	18,546,070.00
27	20700220806870080	100927804	Yangchenphu Higher Secondary School	Others	Thimphu	-	2,034,476.78
28	20300220807310085	100891683	Jigme Namgyel Lower Secondary School	Others	Thimphu	-	2,092,089.34
29	20700220556340013	100914613	Dean of the faculty of Nursing and public health	Others	Thimphu	13,085,710.06	13,930,032.60
30	20300220795430032	100891605	Revolving Fund Account For Purchase of duty Vehicle	Others	Thimphu	25,000,000.00	27,549,925.00
31	20700220556370014	100914624	National Institute of Traditional Medicines	Others	Thimphu	2,302,318.49	3,381,610.42
32	20700220621620011	100917580	Re-construction of Wangdue phodrang Dzong Fund	Others	Thimphu	828,223.01	4,563,593.53
33	20700435068350024	101217147	RRCO	Others	Gelephu	11,224,474.91	7,787,786.03
34	20700435068590028	101217330	BAFRA Gelephu	Others	Gelephu	2,873.24	801.24
35	20700435069500020	101217931	Panbang Dungkhag	Others	Panbang	10,508.70	10,433.70
36	New	200030946	School Autonomy GHSS	Others	Gelephu	-	875.00
37	20700435147150018	101220794	Norbugang Middle Secondary School	Others	Sarpang	-	951,150.31
38	20302391019770024	102747571	Sarpang Dzongkhag MSTF	Others	Sarpang	278,744.00	278,669.00
39	20401464071270042	102249791	KR-II-A/C	Others	Paro	892,302.14	1,717,365.14
40	20701464071760027	102251267	RRCO	Others	Paro	1,392,645.93	1,435,874.05

Sl. No.	Old Account Number	New Account	Operating Agency	Ac-count Name	Bank Branch	Opening balance 2015-2016	Closing Balance 2015-2016
41	20701464071260024	102250944	AMC KR-II 2007	Others	Paro	18,391,587.00	18,391,512.00
42	20301464138480010	102249757	Paro college of Education	Others	Paro	45,910,546.30	61,489,759.06
43	20301464087530034	102249724	National Museum	Others	Paro	909,108.51	701,140.49
44	20301464129210011	102249735	KR - II 2008 Grant	Others	Paro	37,883,639.00	37,883,564.00
45	20301464071270054	102249699	Japanese Non - Project Grant AID - 2008, AMC	Others	Paro	42,914,098.19	42,914,023.19
46	20701464158740016	102255502	Japanese Non Project Grant Aid-FY 2011 (JNPGA - 2011)	Others	Paro	53,426,450.79	53,426,375.79
47	20701464158810019	102255513	KR II 2010	Others	Paro	25,911,291.62	25,911,216.62
48	20301464179780017	102249779	KR II Grant 2012	Others	Paro	21,425,064.00	24,358,407.00
49	20301464169170019	102249768	Open Air Prisoner Wages(RBP)	Others	Paro	17,835.00	17,760.00
50	20701464071270028	102250955	AMC Paro [SBA]	Others	Paro	11,213,566.11	2,378,820.23
51	20301464131950014	102249746	BAFRA Office	Others	Paro	64.29	6.29
52	20301975000110016	102574287	BAFRA	Others	Lhuentse	20,980.68	921.59
53	20700330004190019	101093990	RRCO	Others	Samdrup jongkhar	992,592.86	840,384.38
54	20700330004290014	101094086	Audit Recoveries	Others	Samdrup jongkhar	8,910.07	55,281.83
55	20700330000710016	101091110	BAFRA-Samdrup jongkhar	Others	Samdrup jongkhar	101,020.98	0.66
56	20300330112920012	101090682	BAFRA-Jomo tshangkha	Others	Samdrup jongkhar	5,092.00	161.00
57	20300330112930016	101090693	BAFRA-Samdrup choling	Others	Samdrup jongkhar	3,680.00	2,307.00
58	20300330070800021	101090671	Gomdar lower Secondary School Autonomy	Others	Samdrup jongkhar	-	14,925.00
59	20700330125720016	101096640	Jomotshangkha Middle Secondary School Autonomy	Others	Samdrup jongkhar	752,898.01	242,630.44
60	20700330125530010	101096639	Samdrupjongkhar Middle Secondary School Autonomy	Others	Samdrup jongkhar	-	946,823.88
61	20700330131240019	101096719	Gomdar Central School	Others	Samdrup jongkhar	-	4,540,877.98
62	20700330131320016	101096720	Minjowong Central School	Others	Samdrup jongkhar	-	1,902,314.09
63	20302697031180014	102971998	Jigme Namgyel Politechnic, Deothang	Others	Deothang	34,322,076.22	27,096,423.20

Sl. No.	Old Account Number	New Account	Operating Agency	Account Name	Bank Branch	Opening balance 2015-2016	Closing Balance 2015-2016
64	20301669000130019	102403006	BAFRA (Imprest)	Others	Haa	1,261.04	951.82
65	20301669000150017	102403017	Dzongkhag Account	Others	Haa	15,436.00	15,361.00
66	20301669000440017	102403040	Dzongkha Admn	Others	Haa	272,542.66	-
67	-	102405015	Tshapel LSS	Others	Haa	1,578,153.28	562,349.00
68	-	102403186	Chhundu Central School	Others	Haa	4,142,140.60	2,400,021.60
69	20300848000670011	101610092	Audit Recoveries Account	Others	Damphu	1,420,176.82	642,766.61
70	20300848000960011	101610105	Dratshang Dratshang	Others	Damphu	52,550.13	623,417.13
71	20300848062250017	101610149	Waste Management Fund	Others	Damphu	10,000.00	9,925.00
72	20300848000520019	101609961	MSTF MSTF	Others	Damphu	95,673.00	95,598.00
73	20300848063920024	101610150	Damphu Higher Secondary School	Others	Damphu	261,585.45	3,399,550.12
74	20700642501250011	101416051	RRCO	Others	Samtse	1,126,412.03	1,369,318.32
75	20700642502230019	101416539	BAFRA	Others	Samtse	65,319.61	188.58
76	20700642593350017	101418377	Samtse College of Education	Others	Samtse	15,097,159.16	34,314,823.93
77	20700642642990012	101420294	Dorokha Central School	Others	Samtse	-	1,715,802.70
78	20700642632450026	101420136	Tendu HSS	Others	Samtse	2,666,385.09	5,840,224.93
79	20300540001230019	101281667	Officer Incharge, BAFRA	Others	Chukha	125,415.24	925.74
80	20700540000950019	101282311	Moenjong Choeten Tshogpa	Others	Chukha	10,806.00	10,731.00
81	20301771059500014	102486039	Gaeddu College of Business Studies	Others	Gedu	5,681,402.68	4,984,779.44
82	-	200017563	Buli Central School	Others	Zhemgang	-	4,216,902.05
83	20701361535300012	102078642	Bafra, MoAF	Others	Wandue	30,305.33	57,194.33
84	20301361550040031	102077820	College of Natural Resources	Others	Wandue	22,402,736.31	31,764,996.04
85	20701361710500012	102083324	Samtengang Central School	Others	Wandue	-	1,628,483.96
86	-	200008739	Phobji Central School	Others	Wandue	-	3,887,169.18
87	-	200020086	Gaseloo Central School	Others	Wandue	-	10,509,925.00
88	20301259000600019	101910200	Brown Swiss Farm	Others	Bumthang	510,652.77	16,242.40

Sl. No.	Old Account Number	New Account	Operating Agency	Ac-count Name	Bank Branch	Opening balance 2015-2016	Closing Balance 2015-2016
89	20301259000610012	101910211	National Feed & Fodder Programme	Others	Bumthang	296,920.23	699,320.23
90	20301259000620016	101910222	National Feed & Fodder Programme	Others	Bumthang	3,697,628.74	4,528,109.24
91	20301259000760015	101910233	Dzongkhag Agriculture Sector	Others	Bumthang	6,639.31	6,564.31
92	20301259000840012	101910288	Royal Audit Authority	Others	Bumthang	1,049.07	202,211.25
93	20301259001810017	101910313	BAFRA	Others	Bumthang	1,047.00	1,397.50
94	20301259002550013	101910324	RRCO	Others	Bumthang	96,753.22	93,232.22
95	20301259002950011	101910346	CVTI	Others	Bumthang	245,749.37	1,844,901.20
96	20301259003180011	101910368	JSWSF	Others	Bumthang	37,544.84	1,000,113.50
97	20301259085900017	101910379	Jakar Higher Secondary School	Others	Bumthang	-	205,939.27
98	20301259092600020	101910380	Tang Central School	Others	Bumthang	-	664,972.93
99	0	20004546	Ura Central School	Others	Bumthang	-	3,520,875.00
100	20301259000870013	101910299	CGGDC	Others	Bumthang	-	39,935.80
101	20701567081020010	102353177	Taktse Central School	Others	Trongsa	731,745.63	2,435,946.27
102	20701567083820018	102353279	Institute of Language and Culture Studies, ILCS, Taktse	Others	Trongsa	21,838,312.84	25,767,999.11
103	20701567049580019	102352516	Ta Dzong Museum	Others	Trongsa	528,300.00	816,575.00
104	20302077042490014	102646721	Promoting Community Managed Ecotourism	Others	Punakha	1,800.04	1,725.04
105	20702077087130012	102649450	Dechen Tsemo Central School	Others	Punakha	-	1,855,501.12
106	20702077082060011	102649187	Punakha Central School	Others	Punakha	323,066.45	3,694,801.42
107	20302077042260014	102646710	Nyezaergang Lhakhang	Others	Punakha	3,350.82	3,275.82
108	20302077042780014	102646856	Gasa Tshachu Welfare Fund	Others	Punakha	1,199.40	1,124.00
109	20703086003520017	103084962	BAFRA	Others	Gasa	4,693.00	4,843.00
110	20703086003340018	103084951	Bjishong Middle Secondary School	Others	Gasa	1,166,690.50	3,744,716.42

Sl. No.	Old Account Number	New Account	Operating Agency	Account Name	Bank Branch	Opening balance 2015-2016	Closing Balance 2015-2016
111	20300745084770017	101536435	Sherubtse college	Others	Trashigang	37,967,698.45	72,419,922.11
112	20700745119430011	101539899	Rangjung Autonomous HSS	Others	Trashigang	2,369.36	2,802,028.08
113	20302493039220048	102790616	Gesarling CS	Others	Dagana	-	6,526,721.21
114	20301155002380016	101827662	BAFRA	Others	Mongar	610,419.82	280,369.82
115	20301155002470017	101827673	RRCO	Others	Mongar	662,802.07	673,488.27
116	20701155103390021	101832004	Mongar HSS	Others	Mongar	1,067,941.07	1,222,116.70
117	20301155109950017	101827731	Drametse CS	Others	Mongar	-	1,124,599.18
118	20301155109870012	101827720	Chaskhar CS	Others	Mongar	-	4,293,810.59
119	-	200016412	Gyalpoizhing CS	Others	Mongar	-	4,416,137.00
120	-	200012372	Yadi CS	Others	Mongar	-	11,282,974.80
121	20302899000400012	103026535	Bumdeling River Bank Protection	Others	Trashi Yangtse	2,609.84	2,534.84
122	20302899048710013	103026692	Baylling Central School	Others	Trashi Yangtse	8,783.87	2,905,346.19
123	20302899039290015	103026681	Dzongkhag Kidu	Others	Trashi Yangtse	286,450.00	201,125.00
124	20302899051630018	103026705	Tshenkharla School	Others	Trashi Yangtse	-	4,628,541.92
125	-	200010545	Kuenzaling School	Others	Trashi Yangtse	-	4,400,270.00
126	20302899000890013	103026625	MSTF-Yangtse	Others	Trashi Yangtse	137,500.00	137,425.00
127	20302899000930016	103026669	BAFRA-Yangtse	Others	Trashiyangtse	2,284.39	780.39
128	000127140129	000127140129	BOIC	Others	BDBL, Thimphu	83,757,042.41	1,994,771.85
129	000127140128	000127160081	REDCL	Others	BDBL, Thimphu	27,965,608.50	30,498,093.57
130	000127140147	000127160080	REDCL	Others	BDBL, Thimphu	9,579,561.64	4,692,598.20
131	000127140158	000127140158	RF Repayment Account	Others	BDBL, Thimphu	1,538,930.60	30,854,698.60
132	000127120036	000127120036	Wangdue Phodrang Dzong Reconstruction Fund Account	Others	BDBL, Thimphu	45,498,724.64	51,498,689.64
133	20300110216100012	100211871	College of Science & Technology	Others	Phuentsholing	13,529,457.24	14,894,408.44
134	20700110013660109	100219008	Subsidiary Budget Account, Dept. Revenue & Custom	Others	Phuentsholing	92,224,976.41	63,977,157.76

SI. No.	Old Account Number	New Account	Operating Agency	Ac-count Name	Bank Branch	Opening balance 2015-2016	Closing Balance 2015-2016
135	20700110014520106	100219462	Field Division, DOR	Others	Phuentsholing	548,903.65	51,598,008.10
136	20700110273330012	100228909	Phuentsholing Higher Secondary School	Others	Phuentsholing	344,292.32	233,181.26
Total Others						936,173,547.79	1,196,265,002.86
Grand total						1,374,360,721.63	1,708,990,312.31

Note:

1. The Municipal Account of Tashiyangtse, Zhemgang, Wangdue & Tashigang were reflected under others in the FY 2014-2015.
2. Two accounts of Urban Dev. Project of Tashi Yangtse and Bundeling River Bank Protection were reflected twice under others in FY 2014-2015.
3. The Sales proceeds under Revolving Fund NPPC, MoAF, Semtokha were reflected under both others as well as Trust and Revolving Fund. Where as for the FY 2015-16, it is reflected only under Trust and Revolving fund.
4. The Chukha District Court is not reflected during 2014-2015 but included this year.

SCHEDULE 13: SCHEDULE OF REVENUE COLLECTION FOR THE FY 2015-16

(Nu. In thousand)

Sl. No	Source of Revenue	Gross Revenue	Refund	Net Revenue
A	Tax Revenue	20,367,059,527.480	482,433,275.131	19,884,626,252.349
I	Direct Tax	12,487,130,258.790	287,036,737.350	12,200,093,521.440
1	Corporate Income Tax	7,477,554,673.190	17,975,804.260	7,459,578,868.930
2	Business Income Tax	1,192,848,564.280	17,550,556.070	1,175,298,008.210
3	Personal Income Tax	1,881,647,275.040	111,285,632.450	1,770,361,642.590
4	Other Direct Tax Revenue	1,935,079,746.280	140,224,744.570	1,794,855,001.710
4.1	Motor vehicle tax	42,861,170.900	8,500.000	42,852,670.900
4.2	Business & professional licence	87,398,289.230	0.000	87,398,289.230
4.3	Airport service tax	64,143,400.000	0.000	64,143,400.000
4.4	Dzongkhag municipal tax	4,242,074.900	0.000	4,242,074.900
4.5	Health contribution	197,605,343.170	140,216,244.570	57,389,098.600
3.6	Royalties	1,538,829,468.080	0.000	1,538,829,468.080
3.6.1	Forestry products	56,876,876.600	0.000	56,876,876.600
3.6.2	Mines & minerals	231,416,096.190	0.000	231,416,096.190
3.6.3	Tourism	1,161,767,114.500	0.000	1,161,767,114.500
3.6.4	Hydropower	88,769,380.790	0.000	88,769,380.790
II	Indirect Tax	7,879,929,268.690	195,396,537.781	7,684,532,730.909
4	Sales Tax	3,737,113,490.000	160,631,147.641	3,576,482,342.359
4.1	Sales tax on goods & commodities	2,156,843,990.750	127,303,678.421	2,029,540,312.329
4.2	Sales tax on petroleum products	267,270,620.860	33,205,733.050	234,064,887.810
4.3	Sales tax on hotel & restaurant	317,530,180.700	0.000	317,530,180.700
4.4	Sales tax on cable tv & cinema	23,322,606.710	0.000	23,322,606.710
4.5	Sales tax on beer, aerated water & alcoholic drinks	794,046,813.240	121,736.170	793,925,077.070
4.6	Sales Tax on telecom services	178,099,277.740	0.000	178,099,277.740
5	Excise Duty	2,483,068,367.090	0.000	2,483,068,367.090
5.1	Distillery products	539,078,890.090	0.000	539,078,890.090
5.2	Excise duty refund from GOI	1,943,989,477.000	0.000	1,943,989,477.000
6	Customs Duty	626,421,607.840	29,029,652.700	597,391,955.140
6.1	Goods	619,548,713.290	29,029,652.700	590,519,060.590
6.2	Customs service charges	6,872,894.550	0.000	6,872,894.550
7	Other Indirect Tax Revenue	20,468,811.750	0.000	20,468,811.750
7.1	Stamp duty	20,468,811.750	0.000	20,468,811.750
8	Green Tax	1,012,856,992.010	5,735,737.440	1,007,121,254.570
8.1	Green tax on motor vehicle	665,118,632.380	5,735,737.440	659,382,894.940

Sl. No	Source of Revenue	Gross Revenue	Refund	Net Revenue
8.2	Green tax on fuel	347,738,359.630	0.000	347,738,359.630
B	Non -Tax Revenue	8,174,556,556.020	25,370,674.689	8,149,185,881.331
9	Admns. Fees & charges	714,423,110.910	196,205.920	714,226,904.990
9.1	Judiciary fees & charges	26,666,780.870	0.040	26,666,780.830
9.2	House rent	67,737,989.990	37,665.000	67,700,324.990
9.3	Hire charges	12,097,277.300	0.000	12,097,277.300
9.4	Rural life insurance	25,029,965.000	0.000	25,029,965.000
9.5	Motor vehicle fees & charges	343,706,436.910	36,530.000	343,669,906.910
9.6	Depot surcharge on petroleum products	90,009,509.130	0.000	90,009,509.130
9.7	Surcharge on passenger	38,470,120.000	0.000	38,470,120.000
9.8	Rental income from mines	26,758,730.570	0.000	26,758,730.570
9.9	Other admn. charges & fees	83,946,301.140	122,010.880	83,824,290.260
10	Dividend	3,785,694,127.000	0.000	3,785,694,127.000
10.1	DHI companies	1,848,453,805.000	0.000	1,848,453,805.000
10.2	DGPCL (Tala)	1,932,100,322.000	0.000	1,932,100,322.000
10.3	Other dividends	5,140,000.000	0.000	5,140,000.000
11	Transfer of Profit	788,677,536.600	0.000	788,677,536.600
12	Revenue from Govt. Depts.	517,869,743.490	19,392,242.029	498,477,501.461
12.1	Division of Roads	0.000	0.000	0.000
12.2	Municipal Revenue	5,612,610.410	0.000	5,612,610.410
12.3	Information and Media	13,601,079.310	0.000	13,601,079.310
12.4	Contractor Development Board	17,224,720.000	0.000	17,224,720.000
12.5	Department of Civil Aviation	39,229,770.700	0.000	39,229,770.700
12.6	Livestock	36,087,138.070	48,000.000	36,039,138.070
12.7	Agriculture	1,724,261.000	0.000	1,724,261.000
12.8	Forest	43,568,196.070	0.049	43,568,196.021
12.9	National Land Commission	9,471,781.310	19,172,926.640	-9,701,145.330
12.10	Industrial plot/shed rent	61,013,181.160	0.000	61,013,181.160
12.11	Other division of trade & industry	20,744,652.080	2,000.000	20,742,652.080
12.12	Passport & visa fees	146,552,242.940	166,815.340	146,385,427.600
12.13	Education	8,850,996.660	0.000	8,850,996.660
12.14	Health	26,323,794.420	0.000	26,323,794.420
12.15	Civil Registration and Census	74,465,636.120	0.000	74,465,636.120
12.16	Fines on violation of EAA (NEC)	6,881,963.220	2,500.000	6,879,463.220
12.17	Bhutan Narcotic Control Agency	413,210.000	0.000	413,210.000
12.18	Tourism Council of Bhutan	1,273,850.000	0.000	1,273,850.000
12.19	Bhutan Standard Bureau	2,212,111.000	0.000	2,212,111.000

Sl. No	Source of Revenue	Gross Revenue	Refund	Net Revenue
12.20	Drug Regularity Authority	2,459,098.020	0.000	2,459,098.020
12.21	Fines on violation of occupational health and safety regulations	159,451.000	0.000	159,451.000
13	Capital Revenue	120,449,734.030	0.000	120,449,734.030
13.1	Sale of govt. properties/ assets	58,213,795.300	0.000	58,213,795.300
13.2	Sale proceeds of agricultural products	2,024,214.620	0.000	2,024,214.620
13.3	Coal mine bid value	18,236,250.000	0.000	18,236,250.000
13.4	Gypsum mine bid value	31,576,800.000	0.000	31,576,800.000
13.5	Other sale proceeds	2,497,976.970	0.000	2,497,976.970
13.6	Tender document sales	7,900,697.140	0.000	7,900,697.140
14	Other Non-Tax Revenue	92,487,828.570	5,782,226.740	86,705,601.830
14.1	Security/earnest money	17,764,924.040	90,000.000	17,674,924.040
14.2	Audit recovery account	12,579,025.470	0.000	12,579,025.470
14.3	Liquidated Damages	56,922,258.530	0.000	56,922,258.530
14.4	Other dues and recoveries	5,221,620.530	5,692,226.740	-470,606.210
15	Interest on loan from corp.	2,154,954,475.420	0.000	2,154,954,475.420
15.1	GOI Loan	1,344,560,755.380	0.000	1,344,560,755.380
15.2	On-Lending Loan	810,393,720.040	0.000	810,393,720.040
	Total Revenue	28,541,616,083.500	507,803,949.820	28,033,812,133.680

