



**ANNUAL FINANCIAL STATEMENTS
of the ROYAL GOVERNMENT of BHUTAN
for the YEAR ENDED 30 JUNE 2015**

Department of Public Accounts
Ministry of Finance



དམངས་ཚེས་ལས་ཁུངས།
དངུལ་ཚེས་ལྷན་ཁག།
DEPARTMENT OF PUBLIC ACCOUNTS
MINISTRY OF FINANCE



31st December 2015

STATEMENT OF RESPONSIBILITY


The Annual Financial Statements (AFS) of the Royal Government of Bhutan (RGoB) for the Fiscal Year 2014-15 have been prepared by the Department of Public Accounts (DPA), Ministry of Finance (MoF) in accordance with the provisions of the Public Finance Act of Bhutan, 2007, Public Finance (Amendment) Act, 2012 and the Financial Rules and Regulations 2001.

The financial statements are prepared based on the monthly accounts of the budgetary bodies recorded in the Public Expenditure Management System (PEMS) and information received from other relevant agencies and organizations. The AFS presents the financial position of the RGoB as at 30th June, 2015.

We accept the responsibility for the reliability and completeness of the financial statements.

(Namgay Dorji)
Finance Minister
Ministry of Finance

(Choiten Wangchuk)
Director General
Department of Public Accounts



འཇུག་ལྷན་ཁག་གི་ཕྱི་ས་ནི་བ་དབང་འཛིན།

ROYAL AUDIT AUTHORITY
Bhutan Integrity House

Reporting on Economy, Efficiency & Effectiveness in the use of Public Resources



AUDITOR GENERAL'S REPORT ON THE ANNUAL FINANCIAL STATEMENTS OF THE ROYAL GOVERNMENT OF BHUTAN FOR THE FINANCIAL YEAR ENDED 30 JUNE 2015

The Royal Audit Authority (RAA) has audited the accompanying Annual Financial Statements of the Royal Government of Bhutan (RGoB) for the Financial Year ended 30 June 2015 and summary of explanatory information, which comprise of:

- i. *Consolidated Receipts & Payments Statement and schedules forming part of it;*
- ii. *Summary of Original and Revised Budget Estimates and Variations with actual outcome;*
- iii. *Government Consolidated Account Reconciliation Statement.*
- iv. *Statement of Outstanding Loans;*
- v. *Statement of Equity Portfolio of the Government;*
- vi. *Statement of the operations of Refundable Deposits Account, Revolving & Trust Funds; and*
- vii. *Summary Statement of Arrears of Revenue.*

The audit was conducted by the RAA as required under the Audit Act of Bhutan 2006, the Public Finance Act of Bhutan 2007 & Public Finance (Amendment) Act 2012 and relative Rules and Regulations (Financial Rules & Regulations 2001).

Responsibility of the Ministry of Finance for the Financial Statements

The Ministry of Finance (MoF) is responsible for preparation of these financial statements in accordance with the Public Finance Act 2007 and Public Finance (Amendment) Act 2012 and Financial Rules and Regulations 2001. This responsibility includes designing, implementing and maintaining internal control relevant to the preparation of Financial Statements that are free from material misstatements, whether due to fraud or error.

RAA's responsibility

The RAA's responsibility is to express an opinion on these Financial Statements based on its audit. The RAA conducted the audit in accordance with RAA's Auditing Standards and Generally Accepted Auditing Standards. These standards require that the RAA plans and perform the audit to obtain reasonable assurance about whether the Financial Statements are free from material misstatements.

Scope of Audit


An audit involves performing procedures to obtain audit evidence about the amounts and disclosures in the financial statements. The procedures selected depend on RAA's judgement, including the risk of material misstatements of the financial statements, whether due to fraud or error. In making those risk assessments, the RAA considers internal controls relevant to the entity's preparation of the financial statements in order to design audit procedures that are appropriate in the circumstances, but not for the purpose of expressing an opinion on effectiveness of the entity's internal control.

As per the information made available by the DPA, there are 542 Letter of Credit (LC) Accounts and 159 Project Letter of Credit (PLC) Accounts during the period under review. Of the total, the RAA had audited and issued report for 344 LC Accounts and 53 PLC Accounts as on 26 February 2016 for the Fiscal Year ended 30 June 2015. These audited agencies comprise mostly of bigger agencies. For those accounts that are yet to be audited, the RAA had relied on their year-end accounts generated from the PEMS.

The RAA believes that the audit evidence obtained is sufficient and appropriate to provide a basis for its audit opinion.

Opinion

In RAA's opinion, the aforementioned Financial Statements together with schedules attached thereto, including the Notes to Accounts, have been prepared, in all material respect in accordance with financial reporting framework of the Government as prescribed in Financial Rules and Regulations 2001 and provide the information required by said Rules and Regulations.


(Tshering Kezang)
Auditor General of Bhutan

Dated: 13 April 2016

Place: Thimphu

LIST OF ABBREVIATIONS

ADB	Asian Development Bank
AFS	Annual Financial Statements
BDBL	Bhutan Development Bank Limited
BFA	Budget Fund Account
BHPC	Basochhu Hydro Power Corporation
BHTF	Bhutan Health Trust Fund
BoBL	Bank of Bhutan Limited
BTL	Bhutan Telecom Limited
CDG	Constitutional Development Grant
CHPC	Chhukha Hydro Power Corporation
CIT	Corporate Income Tax
CFA	Consolidated Fund Account
RoD (Danida)	Representation Office of Denmark
DGPCL	Druk Green Power Corporation Limited
DNB	Department of National Budget
DPA	Department of Public Accounts
DRC	Department of Revenue and Customs
FRR	Financial Rules and Regulations
FY	Fiscal Year
GDP	Gross Domestic Product
GNHC	Gross National Happiness Commission
GoA	Government of Austria
GoD	Government of Denmark
GoI	Government of India
IDA	International Development Assistance
IFAD	International Fund for Agriculture Development
JICA	Japan International Cooperation Agency
FAED	Kuwait Fund for Arab Economic Development
KHPC	Kurichhu Hydro Power Corporation
MYRB	Multi-Year Rolling Budget
NPPF	National Pension and Provident Fund
PEMS	Public Expenditure Management System
PFA	Public Finance Act
PIT	Personal Income Tax
RE	Rural Electrification
RGoB	Royal Government of Bhutan
RMA	Royal Monetary Authority
SA	Spending Agencies
THPC	Tala Hydro Power Corporation
WB	World Bank
WMA	Ways and Means Advance
T-Bills	Treasury Bills

CONTENTS	Page No.
1. INTRODUCTION	13
2. OVERVIEW	13
3. BUDGET ESTIMATES, ACTUAL OUTCOMES AND FINANCING	15
4. RECEIPTS & PAYMENTS	15
5. GOVERNMENT RECEIPTS BY SOURCES	16
5.1. INTERNAL REVENUE	17
5.2 EXTERNAL GRANTS	18
5.3 BORROWINGS	19
5.3.1 INTERNAL BORROWINGS	20
5.3.2 EXTERNAL BORROWINGS	20
5.4 RECOVERY OF LOANS	20
5.5 OTHER RECEIPTS & PAYMENTS	21
6. OPERATIONAL RESULTS	22
6.1 EXPENDITURE GROWTH	22
6.1.1 CURRENT EXPENDITURE	23
6.1.2 SUBSIDY PAYMENTS	25
6.1.3 INTEREST PAYMENT	26
6.1.4 CAPITAL EXPENDITUE	31
6.1.5 ON-LENDING	32
6.1.6 LOAN REPAYMENT	32
6.1.7 SECTOR - WISE EXPENDITURE	37
7. GOVERNMENT DEBT POSITION	39
7.1 DOMESTIC DEBT	39
7.2 EXTERNAL DEBT	39
8. GOVERNMENT EQUITY HOLDINGS	49
9. GOVERNMENT GUARANTEES	49

10. CONSOLIDATED FUND ACCOUNT	53
11. GOVERNMENT BUDGET FUND ACCOUNT	54
11.1 RECONCILIATION DETAILS	54
12. REFUNDABLE DEPOSIT, REVOLVING AND TRUST FUNDS	55
13. CURRENT DEPOSITS ACCOUNT	56

GRAPHS

I GOVERNMENT RECEIPTS BY SOURCES	17
II TOTAL EXPENDITURE FOR FY 2013-14 & 2014-15	23
III INTERNAL REVENUE AND CURRENT EXPENDITURE COMPARISON	24
IV STATEMENT OF INTEREST PAYMENTS	27
V REPAYMENT OF PRINCIPAL LOANS	33
VI SUMMARY OF EXPENDITURE BY SECTORS	38

TABLE

TABLE 1: FINANCING AND VARIANCE FOR THE FY 2014-2015	14
TABLE 2: CONSOLIDATED RECEIPTS AND PAYMENTS STATEMENT FOR THE YEAR ENDED 30 JUNE 2015 (NU. IN MILLION)	16
TABLE 3: GOVERNMENT RECEIPTS BY SOURCES	17
TABLE 4: SUMMARY OF REVENUE COLLECTIONS	18
TABLE 5: INTERNATIONAL ASSISTANCE (GRANTS) RECEIVED	19
TABLE 6: EXTERNAL LOANS RECEIVED DURING THE FISCAL YEAR 2014-2015	20
TABLE 7: STATEMENT OF RECOVERY OF LOANS DURING THE FISCAL YEAR 2014-15	20
TABLE 8: STATEMENT OF OTHER RECEIPTS AND PAYMENTS FOR THE FY 2014-2015	21
TABLE 9: SUMMARY OF EXPENDITURES	22
TABLE 10: CURRENT EXPENDITURE AND INTERNAL REVENUE COMPARISON	24
TABLE 11: GOVERNMENT SUBSIDY PROVIDED DURING THE FISCAL YEAR 2014-2015	25

TABLE 12:	STATEMENT OF INTEREST PAYMENTS	26
TABLE 13:	STATEMENT OF INTEREST PAYMENT MADE DURING THE FISCAL YEAR 2014-2015: BY LENDER	27
TABLE 14:	STATEMENT OF INTEREST PAYMENT MADE DURING THE FISCAL YEAR 2014-2015: BY LENDER	29
TABLE 15:	CAPITAL EXPENDITURE AND REPAYMENT COMPARED WITH GRANTS AND BORROWINGS	32
TABLE 16:	STATEMENT OF ON-LENDING FOR THE FISCAL YEAR 2014-2015	32
TABLE 17:	STATEMENT OF PRINCIPAL LOAN REPAYMENT	33
TABLE 18:	STATEMENT OF PRINCIPAL LOAN REPAYMENT MADE DURING THE FISCAL YEAR 2014-2015: BY LENDER	34
TABLE 19:	STATEMENT OF PRINCIPAL LOAN REPAYMENT DURING THE FISCAL YEAR 2014-2015: BY CORPORATIONS & RGOB	35
TABLE 20:	SUMMARY OF EXPENDITURE BY SECTORS FOR THE FY 2014-2015	37
TABLE 21:	SUMMARY OF REVISED BUDGET & ACTUAL EXPENDITURE COMPARISON FOR THE FY 2014-2015	39
TABLE 22:	SUMMARY STATEMENT OF OUTSTANDING DEBT OF THE GOVERNMENT FOR THE PERIOD ENDED JUNE 30, 2015	41
TABLE 23:	THE DETAILED STATEMENT OF OUTSTANDING DEBT OF THE GOVERNMENT FOR THE PERIOD ENDED JUNE 30, 2015	42
TABLE 24:	STATEMENT OF GOVERNMENT EQUITY PORTFOLIO FOR THE YEAR ENDED 30TH JUNE 2015 AMOUNT (NU. IN MILLION)	50
TABLE 25:	STATEMENT OF SOVEREIGN GUARANTEE ISSUED BY GOVERNMENT AS OF 30TH JUNE 2015	52
TABLE 26:	RECONCILIATION OF GOVERNMENT CONSOLIDATED FUND ACCOUNT FOR THE FISCAL YEAR 2014-2015	53
TABLE 27:	RECONCILIATION OF GOVERNMENT BUDGET FUND ACCOUNT FOR THE FISCAL YEAR 2014-2015	54

ANNEXURE - 1 : CREDITS AS PER CASH BOOK BUT NOT IN BANK	54
ANNEXURE - 2 : CREDITS AS PER BANK BUT NOT IN CASH BOOK	55
TABLE 28: STATEMENT OF OPERATION OF REFUNDABLE DEPOSIT ACCOUNTS, REVOLVING FUNDS AND TRUST FUNDS FOR THE FY-2014-15	55
TABLE 29: STATEMENT OF CURRENT DEPOSITS (CD) ACCOUNTS	56
SCHEDULE	
SCHEDULE 1: SCHEDULE OF BOOKED EXPENDITURE/REVISED BUDGET COMPARISION BY AU	57
SCHEDULE 2- EXPENDITURE SUMMARY BY OBJECT CLASS FOR FY 2014-2015	75
SCHEDULE 3: SCHEDULE OF INTERNATIONAL ASSISTANCE (GRANT) RECEIVED BY DONOR DURING THE FY 2014-15	78
SCHEDULE 4: SCHEDULE OF INTERNATIONAL ASSISTANCE (LOAN) RECEIVED DURING FY 2014-2015: BY LENDER	114
SCHEDULE 5: EXPENDITURE SUMMARY BY IMF FUNCTIONAL CLASSIFICATION	116
SCHEDULE 6: SCHEDULE OF NON-REVENUE DEPOSITS DURING THE FY 2014-2015	184
SCHEDULE 7: SCHEDULE OF OTHER RECOVERIES AND REMITTANCES FOR THE FY 2014-15: BY AU	185
SCHEDULE 8: SCHEDULE OF REVENUE RECEIPTS AND REMITTANCES FOR THE FY 2014-15; BY AU	209
SCHEDULE 9: SCHEDULE OF MISCELLANEOUS RECEIPTS AND PAYMENTS FOR THE FY 2014-15; BY AU	227
SCHEDULE 10: SCHEDULE OF UNCASHED CHEQUES OF THE FY 2014-15	252
SCHEDULE 11: SCHEDULE OF ADVANCES AND SUSPENSE FOR THE FY 2014-15	257
SCHEDULE 12: SCHEDULE OF GOVERNMENT CURRENT DEPOSIT ACCOUNTS FOR THE FY 2014-15	301
SCHEDULE 13: SCHEDULE OF REVENUE COLLECTION FOR THE FY 2014-15	318

1. INTRODUCTION

The Annual Financial Statements (AFS) reporting on the budgetary operations of the Royal Government of Bhutan (RGoB) for the Fiscal Year (FY) 2014-2015 has been prepared by the Department of Public Accounts (DPA) as per the provisions of the Public Finance Act, 2007 (PFA 2007) and Public Finance (Amendment) Act 2012 and the Financial Rules and Regulations, 2001 (FRR 2001).

The financial statements are based on the monthly accounts of the budgetary bodies recorded in the Public Expenditure Management System (PEMS) and information received from other relevant agencies and organizations. The statements and schedules presented in the AFS reflect the financial position of the RGoB as on 30th June 2015.

2. OVERVIEW

The FY 2014-15 started with an approved budget of Nu. 35,406.325 million and an estimated resources of Nu. 31,959.263 million, resulting in a fiscal deficit¹ of Nu. 3,447.062 million and a budget deficit² of Nu. 4,805.202 million. At the end of the FY, the revised budget was Nu. 39,685.797 million with a fiscal deficit of Nu. 2,065.741 million and a budget deficit of Nu. 3,956.167 million. However, with an actual realized resources of Nu. 36,231.052 million and the actual outcome of Nu. 34,334.258 million, the FY 2014-15 ended with a fiscal surplus of Nu. 1,896.795 million and a budget surplus of Nu. 810.386 million. The budget surplus is about 0.6 percent of GDP³.

The Government outstanding debt stock as on 30th June 2015 was Nu. 120,783.002 million equivalent to US\$ 1,887.944 million⁴ which is about 96.5 percent of GDP. The Government Equity Holdings and Government Guarantees as on 30th June 2014 are Nu. 47,712.200 million and Nu. 401.430 million⁵ respectively.

The statement of the comparison of approved and revised budget with that of actual outcomes and its financing is presented in Table 1.

¹ *Fiscal deficit/surplus = (taxes + fees and income from property and enterprises + proceeds from sale of land and other capital assets + recovery of on-lending + grants) – (current expenditures + capital expenditures + lending)*

² *Budget deficit/surplus = (taxes + fees and income from property and enterprises + proceeds from sale of land and other capital assets + recovery of on-lending + grants + project tied borrowings) (current expenditures + capital expenditures + on-lending + repayments).*

Source: FRR 2001

³ GDP as per National Statistics Bureau is Nu. 125,184.795 million

⁴ Refer Table 22 & Table 23

⁵ Refer Table 24 & Table 25.

Table 1: FINANCING AND VARIANCE FOR THE FY 2014-2015						
	PARTICULARS	NU. IN MILLION			% VARIANCE	
		APPROVED BUDGET	REVISED BUDGET	ACTUAL OUTCOMES	ORIGINAL VS REVISED	REVISED VS ACTUAL
A	RESOURCES	31,959.263	37,620.238	36,231.052	17.7%	-3.7%
	I. DOMESTIC REVENUE	24,599.032	4,900.117	25,141.030	1.2%	1.0%
	I. TAX	17,619.723	18,259.128	18,387.335	3.6%	0.7%
	II. NON-TAX	6,979.309	6,640.989	6,753.695	-4.8%	1.7%
	II. OTHER RECEIPTS (NET)	-	410.874	1,135.001	0.0%	176.2%
	III. GRANTS	7,360.231	12,309.247	9,955.020	67.2%	-19.1%
	I. PROGRAMME GRANTS	1,700.000	1,752.500	2,125.000	3.1%	21.3%
	A) GOI	1,700.000	1,700.000	2,125.000	0.0%	25.0%
	B) OTHER DONORS	-	52.500	-	0.0%	-100.0%
	II. PROJECT-TIED GRANTS	5,660.231	10,556.747	7,830.020	86.5%	-25.8%
	A) GOI	3,081.403	6,021.895	4,468.760	95.4%	-25.8%
	B) OTHER DONORS	2,578.828	4,534.852	3,361.261	75.8%	-25.9%
B	OUTLAY	35,406.325	39,685.979	34,334.258	12.1%	-13.5%
	I. TOTAL EXPENDITURE	37,098.009	41,356.034	36,475.848	11.5%	-11.8%
	I. CURRENT	21,895.682	21,718.864	21,032.044	-0.8%	-3.2%
	II. CAPITAL	15,202.327	19,637.170	15,443.805	29.2%	-21.4%
	II. NET LENDING	(1,691.684)	(1,670.055)	(2,552.746)	-1.3%	52.9%
	III. ADVANCE/ SUSPENSE (NET)	-	-	411.156	-	-
C	OVERALL BALANCE	(3,447.062)	(2,065.741)	1,896.795	-40.1%	-191.8%
D	FINANCING	3,447.062	2,065.741	(1,896.795)	40.1%	191.8%
	NET BORROWING	(1,358.140)	(1,890.426)	(1,086.408)	-39.2%	42.5%
	I. BORROWINGS	1,558.688	881.254	1,685.268	43.5%	-91.2%
	II. REPAYMENTS	2,916.828	2,771.680	2,771.677	5.0%	0.0%
	RESOURCE GAP/ SURPLUS	(4,805.202)	(3,956.167)	810.386	17.7%	120.5%
<p>Note: Internal borrowing and repayment excludes T-Bills issued for cash management purpose. To manage cash flow fluctuations, T-Bills with maturities of 30, 60 and 90 days were issued, all of which were redeemed before the end of fiscal year. The total redemption on account of issuance of T-Bills amounted to Nu. 14.787.527 million during the fiscal year; net borrowing by T-bills was zero.</p>						

3. BUDGET ESTIMATES, ACTUAL OUTCOMES AND FINANCING

The FY 2014-15 started with an approved budget of Nu. 35,406.325 million and an estimated resources of Nu. 31,959.263 million with a fiscal deficit of Nu. 3,447.062 million. With the estimated project-tied borrowing of Nu. 1,558.688 million and the scheduled loan repayment of Nu. 2,916.828 million, the budget deficit (resource gap) was estimated at Nu. 4,805.202 million.

During the FY, the approved budget was revised to Nu. 39,685.979 million and the estimated resources to Nu. 37,620.238 million. However, at the end of the FY, the actual outcome was Nu. 34,334.258 million and the total realized resources was Nu. 36,231.052 million. This has resulted in a fiscal surplus of Nu. 1,896.795 million. Further, with the external principal loan repayment of Nu. 2,771.677 million against the borrowings of Nu. 1,685.268 million (i.e. net borrowing of Nu. 1,086.408 million), there was a budget surplus of Nu. 810.386 million (Nu. 1,896.795m minus 1,086.408m). This has been used for partial settlement of previous year's Over Draft (OD) of Nu. (-) 2,562.836 million thus reducing the Government OD balance to Nu. (-) 1,809.676 million at the end of June 2015.

4. RECEIPTS & PAYMENTS

The Consolidated Receipts and Payments Statement of the Government along with the sources and applications of funds and the cost of debt servicing for the FY 2014-15 is presented below in Table 2. The FY started with negative balance of Nu. 2,562.836 million and also ended with negative balance of Nu. 1,809.676 million.

Receipts	2014-15	Payments	2014-15
Opening Balance	- 2,562.836	Expenditure	36,475.848
i) Cash	-	i) Current	21,032.044
ii) Bank	- 2,562.836	ii) Capital	15,443.805
Internal Revenue	25,141.030	Repayment of Loans	2,771.677
i) Tax Revenue	18,387.335	i) Internal	175.302
ii) Non Tax Revenue	6,753.695	ii) External	2,596.374
External Grants	9,955.020	Landings	177.803
i) Cash	9,391.358	i) To individuals	0.000
ii) Kind	563.663	ii) To Corporations	177.803
Borrowings	1,685.268	Other payments	6,722.608
i) Internal		Increase in Advances/Suspense	8,459.699
ii) External	1,685.268		
		Closing Balance	-1,752.450
Recovery of Loans	2,730.550	i) Cash	57.226
Other Receipts	7,857.610	ii) Bank	-1,809.676
Decrease in advances/Suspense	8,048.543		
TOTAL RECEIPTS	52,855.186	TOTAL PAYMENTS	52,855.186

Note: Internal borrowing and repayment excludes T-Bills issued for cash management purpose. To manage cash flow fluctuations, T-Bills with maturities of 30, 60 and 90 days were issued, all of which were redeemed before the end of fiscal year. The total redemption on account of issuance and roll-over of T-Bills amounted to Nu. 14,787.527 million during the fiscal year.

Source: DPA, DRC, BoBL and Budgetary Bodies

5. GOVERNMENT RECEIPTS BY SOURCES

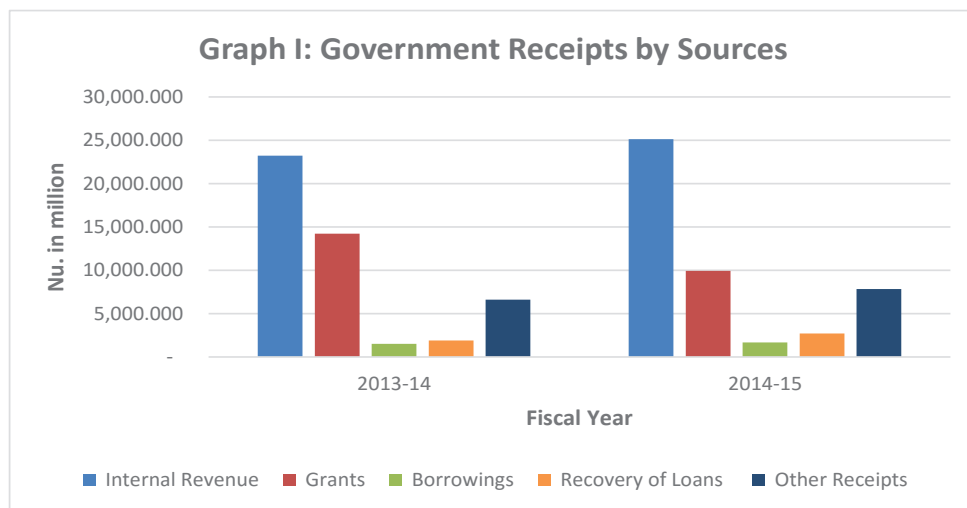
The total receipts for the FY 2014-15 amounted to Nu. 47,369.479 million accounting for 37.8 percent of GDP. Of the total receipts, internal revenue and grants accounted for 53.1 percent and 21 percent respectively. The receipts from other receipts accounted for 16.6 percent followed by recovery of loans by 5.8 percent and borrowings 3.6 percent of the total receipts. The details of receipts for the FY 2014-15 and the percentage composition of each source of receipt along with the percentage change and comparison to the previous fiscal year is presented in Table 3.

Sl. No.	SOURCES	(Nu. in millions)		% of Total	% Change	% of GDP
		2013-14	2014-15			
1	Internal Revenue	23,244.610	25,141.030	53.1%	8.2%	20.1%
2	Grants	14,236.353	9,955.020	21.0%	-30.1%	8.0%
3	Borrowings	1,534.544	1,685.268	3.6%	9.8%	1.3%
	a. Internal	-	-	0.0%	0.0%	0.0%
	b. External	1,534.544	1,685.268	3.6%	9.8%	1.3%
4	Recovery of Loans	1,902.650	2,730.550	5.8%	43.5%	2.2%
5	Other Receipts	6,636.290	7,857.610	16.6%	18.4%	6.3%
	Total	47,554.447	47,369.479	100.0%	-0.4%	37.8%

Note: Internal borrowing and repayment excludes T-Bills issued for cash management purpose. To manage cash flow fluctuations, T-Bills with maturities of 30, 60 and 90 days were issued, all of which were redeemed before the end of fiscal year. The total redemption on account of issuance of T-Bills amounted to Nu. 14,787.527 million during the fiscal year; net borrowing by T-bills was zero.

Source: DRC, GNHC and DPA

The information in the above statement is presented in a graphic form below.



5.1. INTERNAL REVENUE

The total internal revenue realized during the FY 2014-15 was Nu. 25,141.030 million recording an overall increase of 8.2 percent over the previous FY and accounted for 20.1 percent of GDP. The tax revenue increased by 13.6 percent due to increase in collection from Corporate Income Tax (CIT), Personal Income Tax (PIT), Green Tax, Import Duty and Bhutan Sales Tax.

The non- tax revenue decreased by 4.4% compared to the previous FY which is due to the decline in the dividend receipt and interest receipt from corporations as compared to previous FY.

A statement of revenue collected during the FY 2014-15 and its comparison to the FY 2013-14 is presented in Table 4.

Table 4: SUMMARY OF REVENUE COLLECTIONS					
CODE	REVENUE HEADS	2013-14	2014-15	% Change	% of GDP
1	Tax Revenue	16,182.774	18,387.335	13.6%	14.7%
1.1	Direct Tax	11,132.042	11,626.968	4.4%	9.3%
1.1.1	Corporate Income Tax	6,127.428	6,488.775	5.9%	5.2%
1.1.2	Business Income Tax	1,783.893	1,585.022	-11.1%	1.3%
1.1.3	Personal Income Tax	1,280.976	1,536.156	19.9%	1.2%
1.1.4	Other Direct Tax Revenue	558.033	452.976	-18.8%	0.4%
1.1.5	Royalties	1,381.712	1,564.039	13.2%	1.2%
1.2	Indirect Tax	5,050.732	6,760.368	33.8%	5.4%
1.2.1	Bhutan Sales Tax	2,162.891	3,060.067	41.5%	2.4%
1.2.3	Excise Duty	2,556.470	2,686.847	5.1%	2.1%
1.2.4	Import Duty	312.788	447.401	43.0%	0.4%
1.2.5	Other Indirect Tax	16.903	20.182	19.4%	0.0%
1.2.6	Green Tax	1.680	545.870	32392.2%	0.4%
2	Non Tax Revenue	7,061.836	6,753.695	-4.4%	5.4%
2.1	Fees, Dividends, Profits	6,979.480	6,643.633	-4.8%	5.3%
2.1.1	Administrative Fees & Charges	349.215	350.521	0.4%	0.3%
2.1.2	Revenue from Govt. Departments	357.988	454.169	26.9%	0.4%
2.1.3	Dividends	3,779.386	3,692.133	-2.3%	2.9%
2.1.5	Other Non-Tax Revenue	81.020	115.374	42.4%	0.1%
2.1.6	Interest on loan from corporations	2,411.871	2,031.435	-15.8%	1.6%
2.2	Capital Revenue	82.356	110.062	33.6%	0.1%
	Total Revenue	23,244.610	25,141.030	8.2%	20.1%

Source: DRC, MOF

5.2 EXTERNAL GRANTS

The statement of International Assistance (Grants) received in-cash and in-kind for the FY 2013-14 and FY 2014-15 is presented in Table 5.

PARTICULARS	Nu. in millions		% Change	% of GDP
	2013-14	2014-15		
a) GOI	10,684.430	6,593.760	-38.3%	5.3%
1. Program Grant	1,625.000	2,125.000	30.8%	1.7%
2. Project Grant	9,059.430	4,468.760	-50.7%	3.6%
i. Cash	9,059.430	4,468.760	-50.7%	3.6%
ii. Kind	-	-	-	0.0%
b) Other Donors	3,551.923	3,361.261	-5.4%	2.7%
1. Program Grant	124.693	-	-100.0%	0.0%
2. Project Grant	3,427.230	3,361.261	-1.9%	2.7%
i. Cash	3,003.191	2,797.598	-6.8%	2.2%
ii. Kind	424.039	563.663	32.9%	0.5%
Total	14,236.353	9,955.020	-30.1%	8.0%

Source: GNHC and DPA

During the FY 2014-15, the Government received a total grant of Nu. 9,955.020 million which is about 8 percent of the GDP. The total grants received decreased by 30.1 percent compared to the previous FY which is mainly due to the decrease in the receipt of project tied grants from the Government of India (GoI). The details of the grants received by donor during the year has been presented in schedule 4.

However, the grants received exclude long term and short term open scholarships offered by the Australian Government (Endeavour, ALA, ADS), Netherlands Government (NUFFIC), Government of Thailand (TICA), Government of India, Asian Development Bank and World Bank etc as the fund were directly disbursed to the respective institutions and monitored by the donors themselves. It also excludes the grants amounting to Nu. 9,573.013 million directly disbursed by the Government of India to the project authorities of Punatshangchu-I (Nu. 3,790.413 m), Punatshangchu II (Nu.3,534.600 m), and Mangdechu (Nu. 2,248.000 m). Further, the direct disbursement by the Government of India to Project DANTAK amounting to Nu. 699.300 million for the Damchu-Chukha highway (409.3 m), Shingkar-Gorgan (50 m) and Trashigang-Yadi (240 m) are excluded in the total receipts.

5.3 BORROWINGS

During the FY 2014-15, the total borrowings by the Government amounted to Nu.1,685.268 million. These are all from external donors such as ADB, IFAD, JICA,

IDA (World Bank) and the Government of Austria. The external borrowing excludes disbursement of Nu. 18,129.620 million received from Government of India outside the Budget Fund Account for Hydro Power Projects. The statement of borrowings during the FY 2014-15 is presented in Table 6.

SL NO	LENDER	Nu. in million		
		IN-CASH	IN-KIND	TOTAL
1	Asian Development Bank	1,237.660	43.381	1,281.041
2	International Development Association (World Bank)	179.463	-	179.463
3	International Fund for Agriculture Development	155.093	-	155.093
4	Japan International Cooperation Agency	-	69.672	69.672
5	Government of Austria			-
Total External		1,572.216	113.053	1,685.268

5.3.1 INTERNAL BORROWINGS

During the FY, to meet the cash shortfall, the total amount of Nu. 14,787.527 million was raised from the domestic market through the issuance of series of Treasury Bills (T-Bills). The T-Bills were fully redeemed upon maturity towards the end of the FY.

5.3.2 EXTERNAL BORROWINGS

The total external loan received during the FY amounted to Nu. 1,685.268 million. This consists of Nu. 1,572.216 million received in-cash as project tied loans and Nu. 113.053 million as direct disbursement by the Japan International Co-operation Agency (JICA) and by Asian Development Bank (ADB) for Urban Infrastructure Development project.

5.4 RECOVERY OF LOANS

The statement of recovery of loans for the FY 2014-15 is presented in Table 7.

Sl. No.	Lender	Agencies	Project	Nu. in millions
A. INTERNAL				42.263
1	NPPF/BHTF	Drukair Corporation	Purchase of Aircraft for Drukair	42.263

B. EXTERNAL				2,688.287
1	GoI	DGPC	KHPC	186.667
2	GoI	DGPC	THPA	2,013.887
Sub Total GoI				2,200.553
3	ADB	BDBL	BDFC Loan BHU-934	2.787
4	ADB	BDBL	BDFC Loan BHU-1566	11.889
5	ADB	BPCL	RE- I BHU 1375	8.304
6	ADB	BPCL	RE-II BHU 1712	18.326
7	ADB	BPCL	RE-III -BHU 2009	18.228
8	ADB	BDBL	BDFC ADB 0088/0089 BHU (SF) MSME	16.258
9	ADB	DGPC	Green Power Development Project (2463-BHU OCR)	32.604
Sub Total ADB				108.396
10	IFAD	BDBL	BDFC Loan BHU-512	1.403
Sub Total IFAD				1.403
11	Austria	DGPC	BHPCL (Upper Stage)	35.400
12	Austria	DGPC	BHPCL (Lower Stage)	109.925
	Austria	DGPC	Dagachu Hydro Power Project	136.535
Sub Total AUSTRIA				281.860
13	Denmark	BTL	Rural Telecom - 1674	96.074
Sub Total Denmark				96.074
Total Recoveries (Internal + External)				2,730.550

5.5 OTHER RECEIPTS & PAYMENTS

The statement of Other Receipts and Payments during the FY 2014-15 is presented in Table 8.

PARTICULARS RECEIPTS		(Nu. in millions)		
		PAYMENTS	NET	
A	BUDGET FUND ACCOUNT	2,007.351	0.000	2,007.350
i	Prior year expenses	72.945	0.000	72.945
ii	Prior year advances	20.893	0.000	20.893
iii	Advances	3.153	0.000	3.153
iv	Closing cash balances	130.980	0.000	130.980
v	Refundable External Grants	8.931	0.000	8.931
vi	Others	77.020	0.000	77.020
vii	Others (LC/PLC)	2.443	0.000	2.443
viii	Internal Funds	20.000	0.000	20.000
ix	Recoupments from Refundable Deposits	1,670.984		1,670.984

B	NON-REVENUE ACCOUNT	1,434.630	0.000	1,434.630
i	Deposits as per BOBL	1,434.630	0.000	1,434.630
C	AGENCIES ACCOUNTS	4,095.218	6,722.608	-2,627.390
i	Others Recoveries & Remittances	2,808.488	2,842.839	-34.351
ii	Revenue Receipts & Remittances	986.384	986.384	0.000
iii	Miscellaneous Receipts & Payments	300.346	2,893.385	-2,593.039
D	OTHER ADJUSTMENTS	320.411	0.000	320.411
i	Uncashed Cheques of FY 2014-2015	320.411	0.000	320.411
TOTAL		7,857.610	6,722.608	1,135.001

Source: Department of Public Accounts, Bank of Bhutan and Budgetary Bodies

6. OPERATIONAL RESULTS

6.1 EXPENDITURE GROWTH

The total Government expenditure during the FY 2014-15 amounted to Nu. 36,475.848 million representing around 29 percent of the GDP. The total expenditure including Recurrent, Capital, On-lending and Repayment of Principal Loans amounted to Nu. 39,425.429 million, which is about 31.3 percent of GDP.

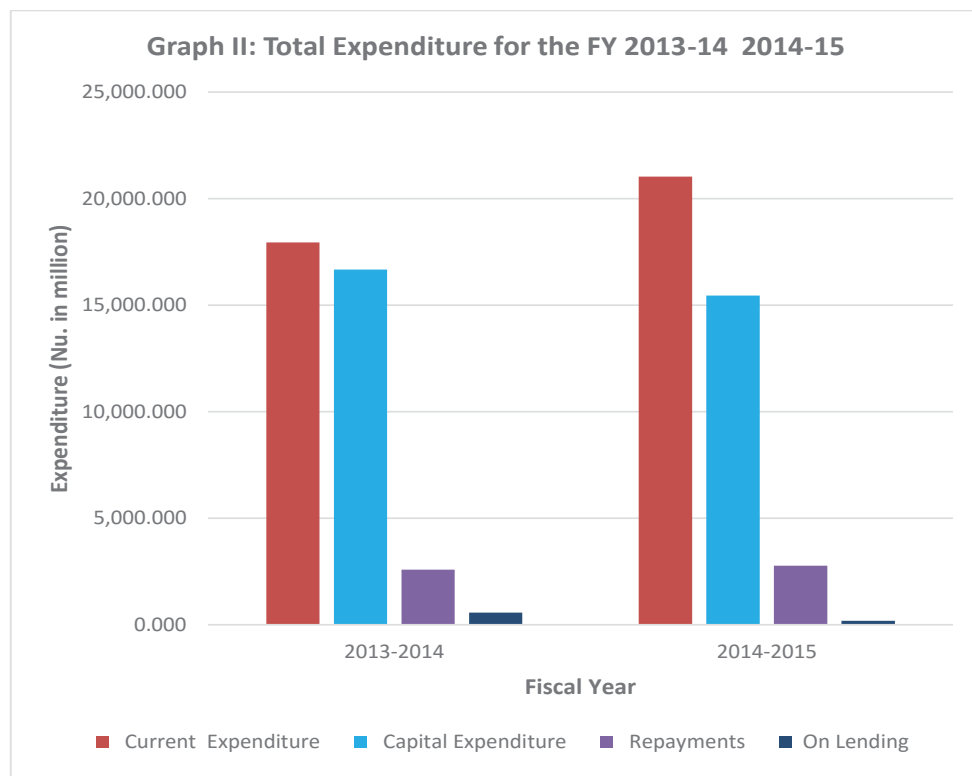
A comparative percentage change in expenditures of the FY 2014-15 over the FY 2013-14 is presented in Table 9.

OVERHEADS	(Nu. in million)		% Change	% of GDP
	2013-2014	2014-2015		
EXPENDITURE	34,609.903	36,475.848	5.4%	29.0%
Current Expenditure	17,941.151	21,032.044	17.2%	16.7%
Capital Expenditure	16,668.752	15,443.805	-7.3%	12.3%
Repayments	2,576.855	2,771.677	7.6%	2.2%
Internal	175.302	175.302	0.0%	0.1%
External	2,401.553	2,596.374	8.1%	2.1%
On Lending	570.661	177.803	-68.8%	0.1%
GRAND TOTAL	37,757.419	39,425.329	4.4%	31.3%

Note: Internal borrowing and repayment excludes T-Bills issued for cash management purpose. To manage cash flow fluctuations, T-Bills with maturities of 30, 60 and 90 days were issued, all of which were redeemed before the end of fiscal year. The total redemption on account of issuance of T-Bills amounted to Nu. 14,787.527 million during the fiscal year; net borrowing by T-bills was zero.

Source: Department of Public Accounts & Budgetary Bodies

The comparison is also presented in the following Graph II



6.1.1 CURRENT EXPENDITURE

The recurrent expenditure for the FY 2014-15 was Nu 21,032.044 million which is about 17.2 percent increase over the previous FY as shown in Table 9 above. The increase in the recurrent expenditure was mainly due to the revision of pay and allowances (increased by Nu. 1,490.888 m) of the public servants which came into effect from FY 2014-15. The current grants also increased by 556.544 million on account of pay revision for Thromdeys, RUB, BBSC, KGUMS, BOC, etc. which has contributed to the increase in the current expenditure.

The expenditure on salary and wages accounted for about 40.5 percent of total recurrent expenditures and 39.9 percent of internal revenue.

The recurrent expenditure is also inclusive of interest payment of Nu. 2,024.940 million of which Nu. 45.084 million is for internal borrowings and Nu. 1,979.856 million for external loans.

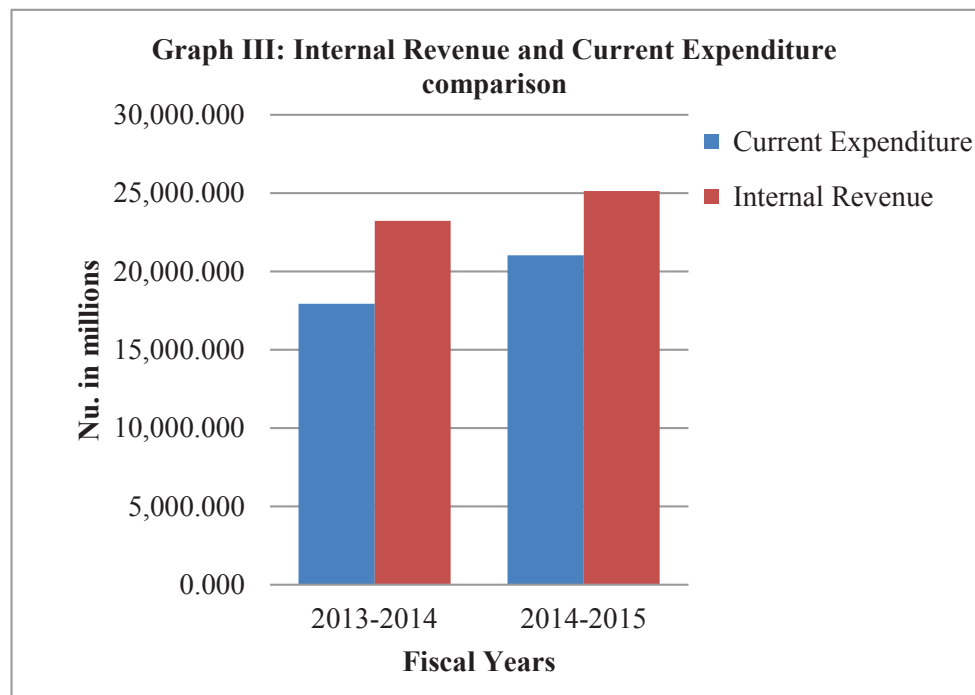
The total recurrent expenditure of Nu. 21,032.044 million was fully covered by the internal revenue of Nu. 25,141.030 million. With the coverage of the recurrent expenditure through internal revenue by 120 percent, the key fiscal policy objectives of the Government and the Constitutional requirement of financing the recurrent expenditures from its domestic resources had been achieved.

The comparison and percentage coverage of recurrent expenditure by the internal revenue for the FY 2013-14 and FY 2014-15 is presented below in Table 10.

PARTICULARS	Nu. in million	
	2013-2014	2014-2015
Current Expenditure	17,941.151	21,032.044
Internal Revenue	23,244.610	25,141.030
% Coverage	130%	120%

Source: Department of Revenue and Customs and Budgetary Bodies

The comparison between current expenditure and internal revenue is presented in Graph III



6.1.2 SUBSIDY PAYMENTS

During the FY, the actual expenditure on account of subsidy payment to financial, non-financial institutions and individuals/non-profit organizations was Nu. 1,855.292 million. Of the total subsidy payment, current grants amounted to Nu. 1,092.921 million and capital grants Nu. 848.389 million. The major recipients of subsidy are Royal University of Bhutan for operation and maintenance, Thromdeys (Thimphu, Phuentsholing, Samdrup Jongkhar & Gelephu), Bhutan Broadcasting Service for operation, maintenance and capital expenditure financing, Druk Air Corporation for interest on loans for purchase of aircraft, Royal Insurance Corporation of Bhutan for rural house insurance and Bhutan Post for city bus services. The current subsidy payment has increased from Nu. 1,062.117 million to Nu. 1,092.921 million where as there was decrease in the capital subsidy from Nu. 946.129 million to Nu. 843.389 as compared from FY 2013-14. The details of subsidy payment are presented in Table 11.

Sl. No	ORGANIZATIONS	Amount (Nu. in million)				Total
		RGoB		EXTERNAL		
		CURRENT	CAPITAL	CURRENT	CAPITAL	
1	Royal Insurance Corporation of Bhutan		23.351			23.351
2	Bhutan Broadcasting Service Corporation (BBSC)	92.718	70.000		1.736	164.454
3	Wood Craft Centre	1.800				1.800
4	Bhutan Post	18.494				18.494
5	Bhutan Development Bank Limited (BDBL)	0.461	212.666			213.127
6	Druk Air Corporation	33.915				33.915
7	Thimphu Thromdey	48.545	123.790		39.637	211.972
8	Phuentsholing Thromdey	4.098	100.000			104.098
9	Samdrup Jongkhar Thromdey	28.602	100.000			128.602
10	Gelephu Thromdey	23.305	96.020			119.325
11	Royal University of Bhutan (RUB)	634.348				634.348
12	University of Medical Sciences of Bhutan (UMSB)	52.435				52.435
13	National Housing Development Corporation		32.900			32.900
14	Bhutan Nun Foundation				7.601	7.601
15	Youth Development Fund				23.923	23.923
16	SAARC Forestry Centre, Taba	4.673	0.844			5.517
17	Bhutan Olympic Committee (BOC)	53.000				53.000

18	Bhutan Indigenous Games and Sports (BIGSA)		2.800			2.800
19	Bhutan Chamber of Commerce & Industry (BCCI)	10.500				
20	Others				13.130	13.130
TOTAL		1,006.894	762.371		-	86.027
						1,855.292

Source: Department of Public Accounts

6.1.3 INTEREST PAYMENT

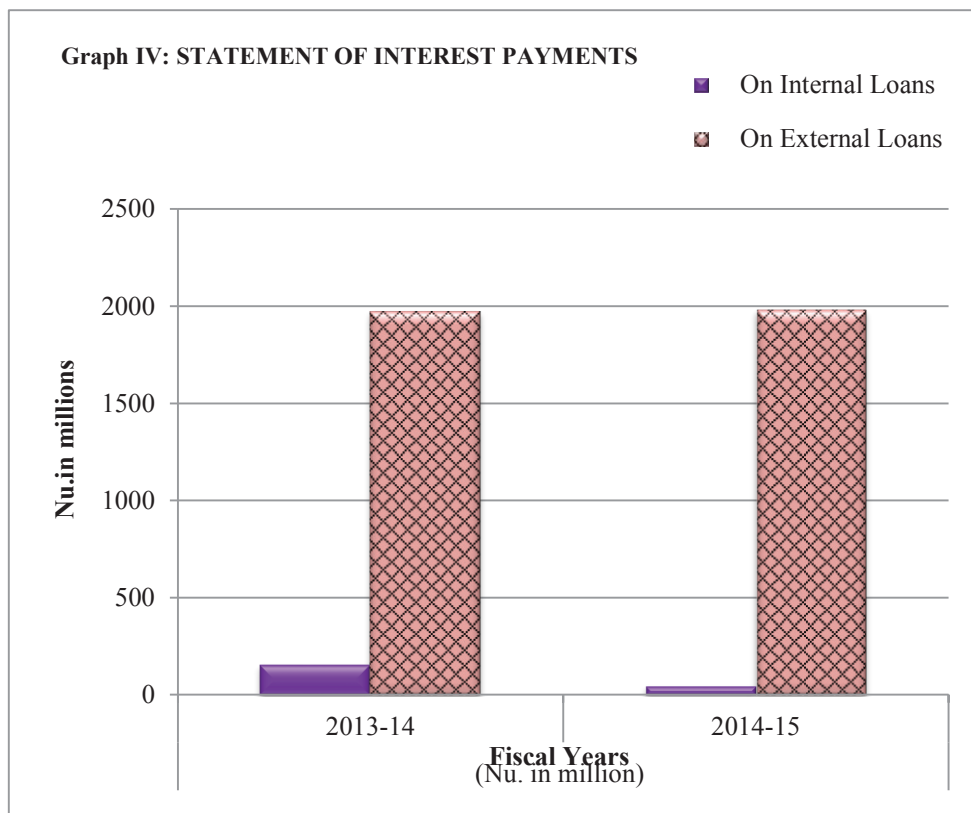
The total interest payment during the FY amounted to Nu. 2,024.940 million. This consists of Nu. 45.084 million on internal borrowings which includes Nu. 19.283 million for loan from NPPF and BTF for the purchase of first Aircraft, Nu. 12.473 million on issuance of T-Bills and Nu. 13.328 million for Ways and Means Advance. The interest payment for external borrowing was Nu.1,979.856 million. Of total interest payment, 88.5 percent pertains to corporation used loans and only 11.5 percent for RGoB used loans. The total interest expenditure accounts for 1.6 percent of GDP, 8.1 percent of internal revenue and 9.6 percent of current expenditure.

The summary of the expenditure on interest payments for the FY 2013-14 and FY 2014-15 is given in Table 12.

INTEREST	(Nu. in million)		% Change	% of Internal Revenue	% of Current Expenditure
	2013-14	2014-15			
On Internal Loans	153.376	45.084	-70.6%	0.2%	0.2%
On External Loans	1,973.111	1,979.856	0.3%	7.9%	9.4%
Total	2,126.487	2,024.940	-4.8%	8.1%	9.6%

Source: Department of Public Accounts

The statement of interest payments for the FY 2013-14 and FY 2014-15 is presented in a graph IV.



The detailed statement of interest payment by Lender is presented in Table 13.

Lender	Project	(In Nu. Millions)
INTERNAL		45.084
BoBL/RMA	Ways and Means Advances/Overdraft	13.328
BoBL/ BDBL/ TCB/DPNBL	Treasury Bills (T-Bills)	12.473
NPPF	Druk Air Corporation	11.693
BHTF	Druk Air Corporation	7.590
EXTERNAL		1,979.856
ADB	Multi Project - I 0637-BHU	0.864
ADB	Multi Project -II 0722 BHU	2.624

ADB	Chirang Hill Irrigation 0740-BHU	0.291
ADB	Road Mechanisation 0790-BHU	1.259
ADB	East West Highway 1265-BHU	2.418
ADB	Highland Livestock Development Project (HDLP) 0808-BHU	1.292
ADB	Industrial Estate 0900-BHU	0.268
ADB	Bhutan Development Finance Corporation (BDFC) 0934-BHU	0.856
ADB	Technical & Vocational Education Training 1035-BHU	1.740
ADB	Rural Electrification - I 1375-BHU	3.817
ADB	Financial Sector Development 1565-BHU	2.093
ADB	Development Finance Loan 1566-BHU	2.098
ADB	Urban Infrastructure Improvement 1625-BHU	3.351
ADB	Sustainable rural Electrification (RE-II) 1712-BHU	6.783
ADB	Health Care Reform 1762-BHU	5.911
ADB	Road Improvement 1763-BHU	7.501
ADB	Basic Skill Development 1830-BHU	4.958
ADB	Rural Electrification & Network Expansion (RE III) 2009-BHU	7.670
ADB	Road Network Project 2187-BHU	23.212
ADB	Urban Infrastructure Project 2258-BHU	6.744
ADB	Financial Sector Development Program 2279 - BHU	6.778
ADB	Financial Sector Development Program 2280 - BHU	0.804
ADB	Green Power Development Project (OCR) 2463 - BHU	11.536
ADB	Green Power Development Project (ADF) 2464 - BHU	53.618
ADB	SASEC Trade Facilitation Program Loan- 2955 - BHU	2.961
ADB	Strengthening Economic Management Program- 2994-BHU	5.343
ADB Total		166.789
Austrian	Basochhu Hydro Power Corporation - Lower Stage	44.520
Austrian	Dagachu Hydropower Project (RBI)	193.563
AUSTRIAN Total		238.084
GOI	Government of India	
GOI	Kurichhu Hydro Power Corporation (KHPC)	201.694
GOI	Tala Hydro Power Project (THPP)	1,243.714
GOI Total		1,445.408
IDA	International Development Association (IDA)	
IDA	Technical Assistance (TA) 1416-BHU	0.892
IDA	Forestry Development Project -I 1460-BHU	1.565
IDA	Bhutan Calcium Carbide Limited (BCCL) 1596-BHU	2.173
IDA	Primary Education Project (PEP) 1899-BT	1.012
IDA	Second Forestry Development Project -II 1900-BHU	0.197

IDA	Third Forestry Development Project -III 2533-BHU	2.125
IDA	Second Education Project (SEP) 3044-BHU	6.038
IDA	Rural Access Project (RAP) 3309-BHU	4.662
IDA	Urban Development Project 3310-BHU	4.378
IDA	Education Development Project (EDP) 3820-BHU	14.364
IDA	Decentralised Rural Development Project (DRDP) 4040-BHU	3.132
IDA	Development Policy Financing for Institutional Strengthening 4562 – BT	5.149
IDA	Second Urban Development Project 47440 - BHU	2.821
IDA	First Development Policy Credit 48350-BT	11.475
IDA	Wildlife Protection Phase II-4983	0.473
IDA	Development Policy Credit I 5163-BT	43.300
IDA	Remote Rural Communities Development-5164 BHU	7.826
IDA	Urban Development Project 54310-BHU	0.019
IDA Total		111.600
IFAD	International Fund for Agricultural Development (IFAD)	
IFAD	Small Farms Development 050-BT	1.377
IFAD	Trashigang-Mongar Area Development Project 178-BHU	1.224
IFAD	Punakha-Wangdue Valley Development Project 223-BHU	1.028
IFAD	First Eastern Zone Agriculture Project (FEZAP) 299-BHU	1.760
IFAD	Second Eastern Zone Agriculture Project (SEZAP) 512-BT	3.821
IFAD	Agri. Mkting & E/prise Promo. Prog. (AMEPP) 659-BT	6.133
IFAD	Market Access and Growth Intensification Project (MAGIP) L-I-824-BT	2.632
IFAD Total		17.975
GRAND TOTAL DOMESTIC+EXTERNAL LOANS		2,024.940

The interest payment is also categorized based on the usage of loans by RGoB and by Corporation as presented below in Table 14.

Corp./ RGoB	Lender	Project	(In Nu. Millions)
	NPPF	Druk Air Corporation	11.693
	BHTF	Druk Air Corporation	7.590
NPPF/BHTF Total for Corporation			19.283
Corp.	ADB	Rural Electrification - I 1375-BHU	3.817
Corp.	ADB	Bhutan Development Finance Corporation (BDFC) 0934-BHU	0.856
Corp.	ADB	Development Finance Loan 1566-BHU	2.098
Corp.	ADB	Sustainable rural Electrification (RE-II) 1712-BHU	6.783

Corpn.	ADB	Rural Electrification & Network Expansion (RE III) 2009-BHU	7.670
Corpn.	ADB	Green Power Development Project (OCR) 2463 - BHU	11.536
Corpn.	ADB	Green Power Development Project (ADF) 2464 - BHU	53.618
ADB Total for Corporation			86.379
Corpn.	Austrian	Basochhu Hydro Power Corporation - Lower Stage	44.520
Corpn.	Austrian	Dagachu Hydropower Project (RBI)	193.563
AUSTRIAN Total for Corporation			238.084
Corpn.	GOI	Kurichhu Hydro Power Corporation (KHPC)	201.694
Corpn.	GOI	Tala Hydro Power Project (THPP)	1,243.714
GOI Total for Corporation			1,445.408
Corpn.	IDA	Bhutan Calcium Carbide Limited (BCCL) 1596-BHU	2.173
IDA Total for Corporation			2.173
Total for Corporation used Loan			1,791.326
RGoB	ADB	Multi Project - I 0637-BHU	0.864
RGoB	ADB	Multi Project -II 0722 BHU	2.624
RGoB	ADB	Chirang Hill Irrigation 0740-BHU	0.291
RGoB	ADB	Road Mechanisation 0790-BHU	1.259
RGoB	ADB	East West Highway 1265-BHU	2.418
RGoB	ADB	Highland Livestock Development Project (HDLP) 0808-BHU	1.292
RGoB	ADB	Industrial Estate 0900-BHU	0.268
RGoB	ADB	Technical & Vocational Education Training 1035-BHU	1.740
RGoB	ADB	Financial Sector Development 1565-BHU	2.093
RGoB	ADB	Urban Infrastructure Improvement 1625-BHU	3.351
RGoB	ADB	Health Care Reform 1762-BHU	5.911
RGoB	ADB	Road Improvement 1763-BHU	7.501
RGoB	ADB	Basic Skill Development 1830-BHU	4.958
RGoB	ADB	SASEC Trade Facilitation Program Loan- 2955 - BHU	2.961
RGoB	ADB	Road Network Project 2187-BHU	23.212
RGoB	ADB	Urban Infrastructure Project 2258-BHU	6.744
RGoB	ADB	Financial Sector Development Program 2279 - BHU	6.778
RGoB	ADB	Financial Sector Development Program 2280 - BHU	0.804
RGoB	ADB	Strengthening Economic Management Program- 2994-BHU	5.343
ADB Total for RGoB			80.411
RGoB	IDA	Technical Assistance (TA) 1416-BHU	0.892
RGoB	IDA	Forestry Development Project -I 1460-BHU	1.565
RGoB	IDA	Primary Education Project (PEP) 1899-BT	1.012
RGoB	IDA	Second Forestry Development Project -II 1900-BHU	0.197
RGoB	IDA	Third Forestry Development Project -III 2533-BHU	2.125
RGoB	IDA	Second Education Project (SEP) 3044-BHU	6.038
RGoB	IDA	Rural Access Project (RAP) 3309-BHU	4.662
RGoB	IDA	Urban Development Project 3310-BHU	4.378
RGoB	IDA	Education Development Project (EDP) 3820-BHU	14.364
RGoB	IDA	Decentralised Rural Development Project (DRDP) 4040-BHU	3.132

RGoB	IDA	Development Policy Financing for Institutional Strengthening 4562 - BT	5.149
RGoB	IDA	Second Urban Development Project 47440 - BHU	2.821
RGoB	IDA	First Development Policy Credit 48350-BT	11.475
RGoB	IDA	Wildlife Protection Phase II-4983	0.473
RGoB	IDA	Development Policy Credit I 5163-BT	43.300
RGoB	IDA	Remote Rural Communities Development-5164 BHU	7.826
RGoB	IDA	Urban Development Project 54310-BHU	0.019
		IDA Total for RGoB	109.427
RGoB	IFAD	Small Farms Development 050-BT	1.377
RGoB	IFAD	Trashigang-Mongar Area Development Project 178-BHU	1.224
RGoB	IFAD	Punakha-Wangdue Valley Development Project 223-BHU	1.028
RGoB	IFAD	First Eastern Zone Agriculture Project (FEZAP) 299-BHU	1.760
RGoB	IFAD	Second Eastern Zone Agriculture Project (SEZAP) 512-BT	3.821
RGoB	IFAD	Agri. Mktng & E/prise Promo. Prog. (AMEPP) 659-BT	6.133
RGoB	IFAD	Market Access and Growth Intensification Project (MAGIP) L-I-824-BT	2.632
		IFAD Total for RGoB	17.975
RGoB	BoBL/ RMA	Ways and Means Advance/Overdraft	13.328
RGoB	BoBL/ BDBL/ TCB/ DPNBL	Treasury Bills (T-Bills)	12.473
		Total for RGoB	25.801
		Total for RGoB used Loan	233.61
		GRAND TOTAL	2,024.940

Source: Department of Public Accounts

6.1.4 CAPITAL EXPENDITUE

The total capital expenditure during the FY was Nu. 15,443.805 million recording a decrease by 7.3 percent from the FY 2013-14.

The capital expenditure excludes direct payments made by GoI to Project DANTAK on behalf of the RGoB for the activities like maintenance of highway, construction of new roads and bridges etc.

About 63.9 percent of the total capital expenditure and principal loan repayment of Nu. 18,215.481 million was financed by the receipts in grants and borrowings. The percentage coverage of capital expenditure and repayment by grants and borrowings is presented in the Table 15:

SOURCES	Nu. in millions		% Change
	2013-14	2014-15	
Grants	14,232.104	9,955.020	-30.1%
Borrowings	1,534.544	1,685.268	9.8%
Total of Grants & Borrowings	15,766.648	11,640.449	-26.2%
Capital Expenditure	16,668.752	15,443.805	-7.3%
Repayment	2,576.855	2,771.677	7.6%
Total of Capital & Repayment	19,245.607	18,215.481	-5.4%
% Coverage of Capital Expenditure & Repayment by Grants & Borrowings	81.9%	63.9%	

Note: Internal borrowing and repayment excludes T-Bills issued for cash management purpose. To manage cash flow fluctuations, T-Bills with maturities of 30, 60 and 90 days were issued, all of which were redeemed before the end of fiscal year. The total redemption on account of issuance of T-Bills amounted to Nu. 14,787.527 million during the fiscal year; net borrowing by T-bills was zero.

Source: DPA, GNHC & Budgetary Bodies

6.1.5 ON-LENDING

The total on-lending during the FY 2014-15 amounted to Nu. 177.803 million. This includes direct disbursement of Nu. 69.672 million by JICA to BPC and Nu. 108.132 million by ADB for rural electrification projects. The statement of the on-lending is presented below in Table 16.

LENDER	PROJECT/PROGRAMME	Nu. in million
ADB	Green Power Development Project- BPC (RE IV)	12.018
ADB	RREDP- BPC (RE V)	96.113
JICA	Rural Electrification Project (RE- I) BPC	13.448
JICA	Rural Electrification Project (RE - II) BPC	56.224
Total		177.803

Source: Department of Public Accounts

6.1.6 LOAN REPAYMENT

The principal repayment of loans during the FY 2014-15 amounted to Nu. 2,771.677 million. This consists of Nu. 175.302 million for internal borrowings and Nu. 2,596.374 million for external borrowings. Of the total principal repayment, 82.4 percent pertains to corporation used loans and the balance 17.6 percent is for RGoB used loans. The total principal loan repayment accounts for 2.2 percent of GDP.

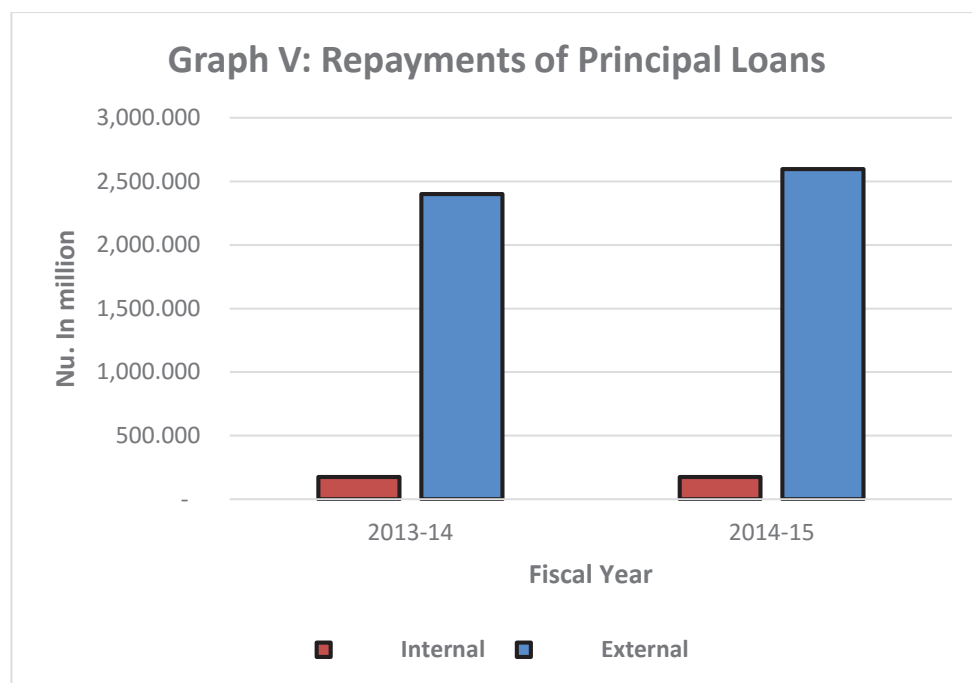
A statement of principal repayment of loans for the FY 2013-14 and FY 2014-15 is presented in Table 17.

FISCAL YEAR	(Nu. in million)		% Change
	2013-14	2014-15	
Repayments	2,576.855	2,771.677	7.6%
Internal	175.302	175.302	0.0%
External	2,401.553	2,596.374	8.1%

Note: Internal borrowing and repayment excludes T-Bills issued for cash management purpose. To manage cash flow fluctuations, T-Bills with maturities of 30, 60 and 90 days were issued, all of which were redeemed before the end of fiscal year. The total redemption on account of issuance of T-Bills amounted to Nu. 14,787.527 million during the fiscal year; net borrowing by T-bills was zero.

Source: Department of Public Accounts

The statement of repayment of principal loans is presented below in Graph V.



The detailed repayment of principal loans by lender is presented in the Table 18 as follows:

TABLE 18: STATEMENT OF PRINCIPAL LOAN REPAYMENT MADE DURING THE FISCAL YEAR 2014-2015: BY LENDER		
Sl. No.	LENDERS	(Nu. in Millions)
I	INTERNAL	175.302
A	NPPF	106.302
	First New Aircraft for Druk Air Corporation	106.302
B	BHTF	69.000
1	First New Aircraft for Druk Air Corporation	69.000
II	EXTERNAL	2,596.37
A	Asian Development Bank (ADB)	419.207
1	Multi Project - I 0637-BHU	12.093
2	Multi Project -II 0722 BHU	27.800
3	Chirang Hill Irrigation 0740-BHU	2.758
4	Road Mechanisation 0790-BHU	13.807
5	East West Highway 1265-BHU	12.581
6	Highland Livestock Development Project (HDLP) 0808-BHU	12.398
7	Industrial Estate 0900-BHU	1.947
8	Bhutan Development Finance Corporation (BDFC) 0934-BHU	5.955
9	Technical & Vocational Education Training 1035-BHU	11.225
10	Rural Electrification - I 1375-BHU	9.315
11	Financial Sector Development 1565-BHU	4.841
12	Development Finance Loan 1566-BHU	4.838
13	Urban Infrastructure Improvement 1625-BHU	7.626
14	Sustainable rural Electrification (RE-II) 1712-BHU	26.035
15	Health Care Reform 1762-BHU	38.454
16	Road Improvement 1763-BHU	27.371
17	Basic Skill Development 1830-BHU	19.015
18	Rural Electrification & Network Expansion (RE III) 2009-BHU	25.173
19	Road Network Project 2187-BHU	70.514
20	Green Power Development Project (ADF) 2463 - BHU	32.604
21	Urban Infrastructure Project 2258-BHU	30.577
22	Financial Sector Development Program 2279 - BHU	20.649
23	Financial Sector Development Program 2280 - BHU	1.632

B	Government of Austria	358.39
24	Basochhu Hydro Power Corporation - Upper Stage	66.589
25	Basochhu Hydro Power Corporation - Lower Stage	155.269
	Dagachhu Hydro Power Project	136.535
C	Danish International Development Agency (DANIDA)	96.074
26	Rural Telecommunication Network Project	96.074
D	Government of India	1,529.258
27	Kurichhu Hydro Power Corporation (KHPC)	186.667
28	Tala Hydro Power Project (THPP)	1,342.591
E	International Development Association (IDA)	148.369
29	Technical Assistance (TA) 1416-BHU	6.947
30	Forestry Development Project -I 1460-BHU	11.474
31	Bhutan Calcium Carbide Limited (BCCL) 1596-BHU	15.345
32	Primary Education Project (PEP) 1899-BT	11.380
33	Second Forestry Development Project -II 1900-BHU	2.210
34	Third Forestry Development Project -III 2533-BHU	14.590
35	Second Education Project (SEP) 3044-BHU	18.176
36	Education Development project 3820-BT	40.390
37	Rural Access Project (RAP) 3309-BHU	14.367
38	Urban Development Project 3310-BHU	13.491
F	International Fund for Agricultural Development (IFAD)	45.073
39	Small Farms Development 050-BT	8.472
40	Trashigang-Mongar Area Development Project 178-BHU	5.759
41	Punakha-Wangdue Valley Development Project 223-BHU	4.327
42	First Eastern Zone Agriculture Project (FEZAP) 299-BHU	6.342
43	Second Eastern Zone Agriculture Project (SEZAP) 512-BT	20.173
GRAND TOTAL (INTERNAL+EXTERNAL)		2,771.677

The statement of repayment of principal loans categorized based on the usage of loan by RGoB and Corporation is presented in Table 19.

TABLE 19: STATEMENT OF PRINCIPAL LOAN REPAYMENT DURING THE FISCAL YEAR 2014-2015: BY CORPORATIONS & RGoB			
SECTOR	LENDERS	PROJECTS	(Nu. in Millions)
Corpn.	NPPF	First New Aircraft for Druk Air Corporation	106.302
Corpn.	BHTF	First New Aircraft for Druk Air Corporation	69.000

NPPF/BHTF Total for Corporation			175.302
Corpn.	ADB	Bhutan Development Finance Corporation (BDFC) 0934-BHU	5.955
Corpn.	ADB	Rural Electrification - I 1375-BHU	9.315
Corpn.	ADB	Financial Sector Development 1565-BHU	4.841
Corpn.	ADB	Development Finance Loan 1566-BHU	4.838
Corpn.	ADB	Sustainable rural Electrification (RE-II) 1712-BHU	26.035
Corpn.	ADB	Rural Electrification & Network Expansion (RE III) 2009-BHU	25.173
Corpn.	ADB	Green Power Development Project (OCR) 2463 - BHU	32.604
ADB Total for Corporation			108.761
Corpn.	Austria	Basochhu Hydro Power Corporation - Upper Stage	66.589
Corpn.	Austria	Basochhu Hydro Power Corporation - Lower Stage	155.269
Corpn.		Dagachhu Hydro Power Project	136.535
Austria Total for Corporation			358.393
Corpn.	Danida	Rural Telecommunication Network Project	96.074
Danida Total for Corporation			96.074
Corpn.	GOI	Kurichhu Hydro Power Corporation (KHPC)	186.667
Corpn.	GOI	Tala Hydro Power Project (THPP)	1,342.591
GOI Total for Corporation			1,529.258
Corpn.	IDA	Bhutan Calcium Carbide Limited (BCCL) 1596-BHU	15.345
IDA Total for Corporation			15.345
Total for Corporation Loan			2,283.133
RGoB	ADB	Multi Project - I 0637-BHU	12.093
RGoB	ADB	Multi Project -II 0722 BHU	27.800
RGoB	ADB	Chirang Hill Irrigation 0740-BHU	2.758
RGoB	ADB	Road Mechanisation 0790-BHU	13.807
RGoB	ADB	East West Highway 1265-BHU	12.581
RGoB	ADB	Highland Livestock Development Project (HDLP) 0808-BHU	12.398
RGoB	ADB	Industrial Estate 0900-BHU	1.947
RGoB	ADB	Technical & Vocational Education Training 1035-BHU	11.225
RGoB	ADB	Urban Infrastructure Improvement 1625-BHU	7.626
RGoB	ADB	Health Care Reform 1762-BHU	38.454
RGoB	ADB	Road Improvement 1763-BHU	27.371
RGoB	ADB	Basic Skill Development 1830-BHU	19.015
RGoB	ADB	Road Network Project 2187-BHU	70.514
RGoB	ADB	Urban Infrastructure Project 2258-BHU	30.577
RGoB	ADB	Financial Sector Development Program 2279 - BHU	20.649
RGoB	ADB	Financial Sector Development Program 2280 - BHU	1.632

ADB Total for RGoB			310.446
RGoB	IDA	Technical Assistance (TA) 1416-BHU	6.947
RGoB	IDA	Forestry Development Project -I 1460-BHU	11.474
RGoB	IDA	Primary Education Project (PEP) 1899-BT	11.380
RGoB	IDA	Second Forestry Development Project -II 1900-BHU	2.210
RGoB	IDA	Third Forestry Development Project -III 2533-BHU	14.590
RGoB	IDA	Second Education Project (SEP) 3044-BHU	18.176
RGoB	IDA	Education Development project 3820-BT	40.390
RGoB	IDA	Rural Access Project (RAP) 3309-BHU	14.367
RGoB	IDA	Urban Development Project 3310-BHU	13.491
IDA Total for RGoB			133.024
RGoB	IFAD	Small Farms Development 050-BT	8.472
RGoB	IFAD	Trashigang-Mongar Area Development Project 178-BHU	5.759
RGoB	IFAD	Punakha-Wangdue Valley Development Project 223-BHU	4.327
RGoB	IFAD	First Eastern Zone Agriculture Project (FEZAP) 299-BHU	6.342
RGoB	IFAD	Second Eastern Zone Agriculture Project (SEZAP) 512-BT	20.173
IFAD Total for RGoB			45.073
Total for RGoB Loan			488.543
GRAND TOTAL			2,771.677

Source: Department of Public Accounts

6.1.7 SECTOR - WISE EXPENDITURE

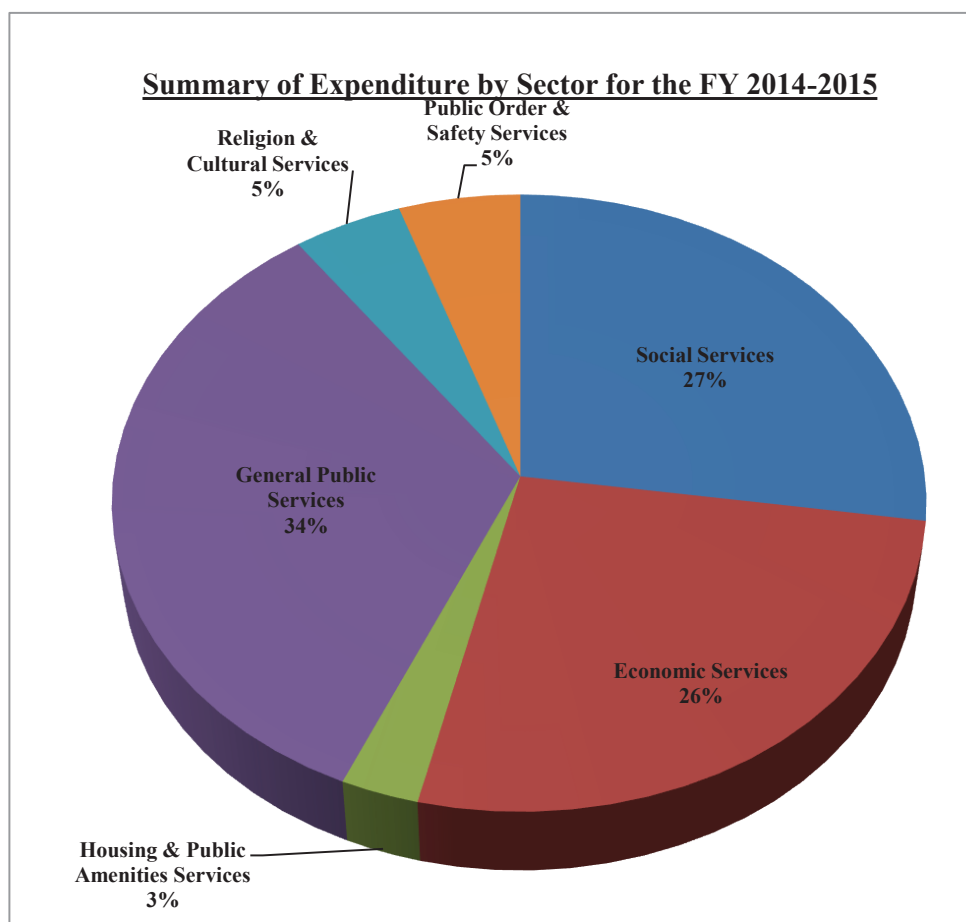
The sector-wise expenditure for the FY 2014-15 as presented in Table 20 reflects the priorities of the RGoB in terms of expenditures to each sector in the economy.

Sectors	Expenditure					% of Total
	Current	Capital	Lending	Repayment	Total	
Social Services	7,729.926	3,029.017	-	-	10,758.943	27.3%
Health Services	2,473.893	983.760	-	-	3,457.653	8.8%
Education Services	5,256.033	2,045.257	-	-	7,301.290	18.5%
Economic Services	3,388.883	7,027.983	-	-	10,416.866	26.4%
RNR Services	2,160.221	1,983.035	-	-	4,143.256	10.5%
Mining, Manufgt & Industries Services	192.791	108.490	-	-	301.281	0.8%
Transport & Communication Services	613.632	4,154.617	-	-	4,768.249	12.1%
Energy Services	89.219	361.354	-	-	450.572	1.1%

Other Economic Services	333.020	420.489	-	-	753.509	1.9%
Housing & Public Amenities Services	404.822	725.864	-	-	1,130.687	2.9%
General Public Services	7,114.433	3,134.840	177.803	2,771.677	13,198.753	33.5%
General Public Services	3,774.839	1,545.924	-	-	5,320.762	13.5%
Public Debt Services	3,339.594	1,588.916	177.803	2,771.677	7,877.990	20.0%
Religion & Cultural Services	752.489	1,105.009	-	-	1,857.498	4.7%
Public Order & Safety Services	1,641.491	421.091	-	-	2,062.582	5.2%
Total	21,032.044	15,443.805	177.803	2,771.677	39,425.328	100.0%

Source: Department of Public Accounts and Budgetary Bodies

The above statement is reproduced below in the form of pie chart.



A summary of revised budget estimates compared with the actual expenditure for the fiscal year in respect of Ministries, autonomous and constitutional bodies, Dzongkhags and Gewogs is presented in Table 21.

SL. NO	ADMINISTRATIVE UNIT	TOTAL BUDGET	TOTAL EXPENDITURE	TOTAL VARIANCE	% VARIANCE
1	Autonomous	5,061.828	4,471.722	(590.106)	-11.7%
2	Constitutional Bodies	637.895	552.081	(85.814)	-13.5%
3	Dzongkhangs	9,041.748	8,733.298	(308.450)	-3.4%
4	Gewogs	1,342.873	1,278.460	(64.413)	-4.8%
5	Ministries	28,439.114	24,389.768	4,049.346)	-14.2%
	TOTAL	44,523.458	39,425.329	(5,098.129)	-11.5%
<i>Note: Expenditure figures are exclusive of Advances & Suspense</i>					

Source: DNB, DPA & Budgetary Bodies

The total expenditures of Nu. 39,425.329 has resulted in a variation of Nu. 5,098.129 million corresponding to 11.5 percent against the total revised budget of Nu. 44,523.458 million during the fiscal year.

A comparison of revised budget and actual expenditure by administrative units and summary of expenditure by object code is presented in Schedule 1 and 2 respectively.

7. GOVERNMENT DEBT POSITION

The total government debt outstanding as on 30th June 2015 is Nu. 120,783.002 million. The summary statement of outstanding debt is presented in Table 22.

7.1 DOMESTIC DEBT

As on 30th June, 2015, the outstanding domestic debt of the Government was Nu. 2,106.813 million on account of the Overdraft with BoBL and Government equity participation in the purchase of new aircraft for Druk Air Corporation Limited. This is about 1.7 percent of GDP.

7.2 EXTERNAL DEBT

The total external debt outstanding as on 30th June 2015 stood at Nu. 118,676.189 million, equivalent to USD 1,855.002 million. This is about 94.8 percent of GDP. The external debt in convertible currency (other than GoI) is about USD 585.615 million, equivalent to Nu. 37,492.546 million.

The outstanding Government of India Rupee loan stood at Rs. 81,183.643 million as on 30th June 2015. This is about 67.2 percent of the Government's total outstanding debt. The detail of the GoI Rupee loans is as follows:

(i) Kurichhu Hydropower Corporation	Rs. 186.667 million
(ii) Tala Hydropower Project Authority	Rs. 4,699.069 million
(iii) Punatshangchhu Hydropower Project-I	Rs. 31,423.687 million
(iv) Punatshangchhu Hydropower Project-II	Rs. 20,984.333 million
(v) Mangdechu Hydroelectric Project	Rs. 15,902.507 million
(vi) Standby Credit Facility II	Rs. 3,000.000 million
(vii) Standby Credit Facility III	Rs. 4,000.000 million
(viii) Dungsum Cement Project Loan	<u>Rs. 987.380 million</u>
Total	<u>Rs. 81,183.643 million</u>

A summary and detailed project wise statement of outstanding debt as on 30th June 2015 is presented in Table 22 and 23:

TABLE 22: SUMMARY STATEMENT OF OUTSTANDING DEBT OF THE GOVERNMENT FOR THE PERIOD ENDED JUNE 30, 2015															
Sl. No.	LENDER AND PROJECTS	Loan Committed		Opening balances as on 01/07/14		W I T H D R A W A L S (Amounts in Agreement Currencies in Millions)			REPAYMENTS DURING THE YEAR			Closing Balances as on 30/06/15	Closing Balances in USD		
		Curr.	Amount	Nu.	Principal (Disbursement)	Interest & Charges accrued during the year		Total Liability incurred during the year	Principal	Interest & S/Charges	Total				
						Interest	Fees & Charges								
A	INTERNAL				2,913.441		14,787.527	45,084	-	14,832.612	15,594.155	45,084	15,639.239	2,106.813	32,942
i	RMA/BoBL/BNBL/ BDBL/DPNBL/ TBank	Nu.	-		2,562.836		14,787.527	25.801	-	14,813.328	15,418.853	25.801	15,444.654	1,931.511	30,201
ii	National Pension and Provident Fund	Nu.	1,063.023		212.605		-	11.693	-	11.693	106.302	11.693	117.996	106.302	1,662
iii	Bhutan Health Trust Fund	Nu.	690.000		138.000		-	7.590	-	7.590	69.000	7.590	76.590	69.000	1,079
B	EXTERNAL: India	Rs.	164,772.977		67,870.155		18,129.620	2,044.180	-	20,173.800	4,816.132	2,044.180	6,860.312	81,183.643	1,269,387
C	EXTERNAL: Other than India	Nu.			35,752.498		2,801.419	529.526	29,722	3,360.668	1,061.372	557.352	1,618.723	37,492.546	585,615
i	International Dev. Association (IDA)	XDR	146.037		117.855		1.397	1.212	-	2.609	1.674	1.212	2.886	117.578	164,843
ii	Asian Development Bank (ADB)	XDR	192.369		135.207		17.722	2.006	-	19.728	4.367	2.006	6.373	148.561	208,282
iii	Asian Development Bank (ADB)	USD	51.000		50.756		-	0.186	-	0.186	0.524	0.186	0.710	50.232	50,232
iv	International Fund for Agriculture Dev. (IFAD)	XDR	32.606		24.528		1.674	0.201	-	1.875	0.500	0.201	0.701	25.703	36,035
v	Government of Austria (GoA)	Euro	95.428		71.918		5.368	2.819	0.411	8.598	4.903	3.230	8.133	72.382	80,509
vi	Government of Denmark (GoD)	Euro	13.008		3.252		-	-	-	-	1.301	-	1.301	1.951	2,170
vii	Japan International Cooperation Agency (JICA)	JPY	5,763.000		4,359.291		129.726	2.655	0.988	133.369	-	-	-	4,489.016	36,538
viii	Germany (DEUTSCHE INVESTITIONS - DEG)	Euro	6.300		-		6.300	0.134	-	6.434	-	0.134	0.134	6.300	7,007
	Grand Total	Nu.			106,536,094		35,718,567	2,618,790	29,722	38,367,079	21,471,658	2,646,616	24,118,274	120,783,002	1,887,94
	Note: Exchange rates used for conversion:	USD	XDR		EURO		JPY ('000)								
	GDP (Source-NSB)	Nu.	63,9550		71,1350		520,5500								
	Source: DPA	Nu.			125,184,795										

TABLE 23: THE DETAILED STATEMENT OF OUTSTANDING DEBT OF THE GOVERNMENT FOR THE PERIOD ENDED JUNE 30, 2015

(Amounts in Agreement Currencies in Millions)															
Sl. No.	LENDERS AND PROJECTS	Loan No.	Loan Committed		Opening balances as on 01/07/14	W I T H D R A W A L S				REPAYMENTS DURING THE YEAR			Closing Balances as on 30/06/15	Closing Balances in USD	
			Curr.	Amount		Principal (Disbursement)	Interest & Charges accrued during the year		Total Liability incurred during the year	Principal	Interest & Charges	Total			
							Interest	Fees/charges							
A	INTERNAL		Nu.	1,753.023	2,913.441	14,787.527	45.084	-	-	14,832.612	15,594.155	45.084	15,639.239	2,106.813	32,942
I	RMA/BoBL/BNBL/ BDBL/DPNBL/ TBank			-	2,562.836	14,787.527	25.801	-	-	14,813.328	15,418.853	25.801	15,444.654	1,931.511	30,201
1	WMA/ Overdraft			-	2,562.836	-	13.328	-	-	13.328	631.325	13.328	644.654	1,931.511	30,201
2	Treasury Bills (T-Bills)			-	-	14,787.527	12.473	-	-	14,800.000	14,787.527	12.473	14,800.000	-	-
II	NPPF			1,063.023	212.605	-	11.693	-	-	11.693	106.302	11.693	117.996	106.302	1,662
1	Long-term loan for RGoB Equity in Drukair			1,063.023	212.605	-	11.693	-	-	11.693	106.302	11.693	117.996	106.302	1,662
III	BHTF			690.000	138.000	-	7.590	-	-	7.590	69.000	7.590	76.590	69.000	1,079
1	Long-term loan for RGoB Equity in Drukair			690.000	138.000	-	7.590	-	-	7.590	69.000	7.590	76.590	69.000	1,079
B	EXTERNAL:			Rs.	164,772.977	18,129.620	2,044.180	-	-	20,173.800	4,816.132	2,044.180	6,860.312	81,183.643	1,269,387
1	Kurichu Hydro Power Corporation			2,240.000	373.333	-	201.694	-	-	201.694	186.667	201.694	388.361	186.667	2,919
2	Tala Hydro Power Project Authority Punatsangchu			16,503.418	6,041.660	-	1,243.714	-	-	1,243.714	1,342.591	1,243.714	2,586.305	4,699.069	73,475
3	Hydroelectric Project - I Punatsangchu			56,316.000	25,738.067	5,685.620	-	-	-	5,685.620	-	-	-	31,423.687	491,341
4	Hydroelectric Project - II Punatsangchu			49,184.513	14,029.000	6,955.333	-	-	-	6,955.333	-	-	-	20,984.333	328,111

TABLE 23: THE DETAILED STATEMENT OF OUTSTANDING DEBT OF THE GOVERNMENT FOR THE PERIOD ENDED JUNE 30, 2015														
(Amounts in Agreement Currencies in Millions)														
SL No.	LENDERS AND PROJECTS	Loan No.	Loan Committed		Opening balances as on 01/07/14	W I T H D R A W A L S			REPAYMENTS DURING THE YEAR			Closing Balances as on 30/06/15	Closing Balances in USD	
			Curr.	Amount		Principal (Disbursement)	Interest & Charges accrued during the year	Fees/charges	Total Liability incurred during the year	Principal	Interest & Charges			Total
5	Mangdechhu Hydroelectric Project			28,529.046	10,413.840	5,488.667	-	-	5,488.667	-	-	-	15,902.507	248.652
6	Standby Credit Facility I			3,000.000	3,000.000	-	108.904	-	108.904	3,000.000	108.904	3,108.904	-	-
7	Standby Credit Facility II			3,000.000	3,000.000	-	148.767	-	148.767	-	148.767	148.767	3,000.000	46.908
8	Standby Credit Facility III			4,000.000	4,000.000	-	198.904	-	198.904	-	198.904	198.904	4,000.000	62.544
10	Dungsam Cement Project Loan			2,000.000	1,274.254	-	142.196	-	142.196	286.874	142.196	429.070	987.380	15.439
C	C. EXTERNAL: Other than India		Nu.		35,752.498	2,801.419	529.526	29.722	3,360.668	1,061.372	557.352	1,618.723	37,492.546	585.615
I	ADB (ADF)		XDR	192.369	135.207	17.722	2.006	-	19.728	4.367	2.006	6.373	148.561	208.282
1	Multi-Project - I	637-BHU		3.674	1.323	-	0.012	-	0.012	0.147	0.012	0.159	1.176	1.648
2	Multi-Project - II	722-BHU		7.428	3.121	-	0.031	-	0.031	0.297	0.031	0.328	2.823	3.958
3	Chirang Hill Irrigation Project	740-BHU		0.848	0.372	-	0.004	-	0.004	0.034	0.004	0.038	0.338	0.473
4	Road Mechanisation Project	790-BHU		3.718	1.784	-	0.015	-	0.015	0.149	0.015	0.164	1.635	2.292
5	Highland Livestock Development Project	808-BHU		3.526	1.763	-	0.015	-	0.015	0.141	0.015	0.156	1.622	2.273
6	Industrial Estates Project	900-BHU		0.550	0.308	-	0.003	-	0.003	0.022	0.003	0.025	0.286	0.401
7	Bhutan Development Finance Corporation	934-BHU		1.621	0.941	-	0.010	-	0.010	0.065	0.010	0.075	0.876	1.229
8	Technical, Vocational & Educational Training	1035-BHU		3.295	2.175	-	0.020	-	0.020	0.132	0.020	0.152	2.044	2.865

SL. No.	LENDERS AND PROJECTS	Loan No.	Loan Committed		Opening balances as on 01/07/14	W I T H D R A W A L S			REPAYMENTS DURING THE YEAR			Closing Balances as on 30/06/15	Closing Balances in USD	
			Curr.	Amount		Principal (Disbursement)	Interest & Charges accrued during the year		Total Liability incurred during the year	Principal	Interest & Charges			Total
							Interest	Fees/charges						
9	East-West Highway Project	1265-BHU		3.666	2.859	-	0.028	-	0.028	0.147	0.028	0.174	2.712	3.802
10	Rural Electrification Project (RE-I) Financial Sector Development Program	1375-BHU		4.771	3.960	-	0.044	-	0.044	0.095	0.044	0.140	3.865	5.419
11	Development Finance Loan	1565-BHU		2.939	2.557	-	0.027	-	0.027	0.059	0.027	0.086	2.498	3.502
12	Urban Infrastructure Improvement Project	1566-BHU		2.932	2.551	-	0.026	-	0.026	0.059	0.026	0.085	2.493	3.495
13	Sustainable Rural Electrification Project(RE-II)	1625-BHU		4.244	3.735	-	0.039	-	0.039	0.085	0.039	0.124	3.651	5.118
14	Health Care Reform Program	1712-BHU		7.063	5.150	-	0.084	-	0.084	0.294	0.084	0.378	4.856	6.808
15	Road Improvement Project	1762-BHU		7.614	4.997	-	0.073	-	0.073	0.476	0.073	0.549	4.521	6.338
16	Basic Skill Development Project	1763-BHU		7.263	5.599	-	0.084	-	0.084	0.303	0.084	0.387	5.296	7.425
17	Rural Electrification & Network Expansion Project (RE-III)	1830-BHU		4.990	3.951	-	0.054	-	0.054	0.208	0.054	0.262	3.743	5.247
18	Road Network Project	2009-BHU		6.584	5.898	-	0.084	-	0.084	0.274	0.084	0.358	5.624	7.885
19	Urban Infrastructure Development Project	2187-BHU		18.803	18.411	-	0.240	-	0.240	0.783	0.240	1.023	17.628	24.714
20	Financial Sector Development Program	2258-BHU		16.597	14.285	1.068	0.147	-	1.216	0.346	0.147	0.493	15.007	21.040
21	Financial Sector Development Project	2279-BHU		7.472	7.472	-	0.074	-	0.074	0.234	0.074	0.307	7.239	10.148
22	Financial Sector Development Project	2280-BHU		0.886	0.886	-	0.009	-	0.009	0.018	0.009	0.027	0.867	1.216

TABLE 23: THE DETAILED STATEMENT OF OUTSTANDING DEBT OF THE GOVERNMENT FOR THE PERIOD ENDED JUNE 30, 2015														
(Amounts in Agreement Currencies in Millions)														
SL No.	LENDERS AND PROJECTS	Loan No.	Loan Committed		Opening balances as on 01/07/14	W I T H D R A W A L S			REPAYMENTS DURING THE YEAR			Closing Balances as on 30/06/15	Closing Balances in USD	
			Curr.	Amount		Principal (Disbursement)	Interest & Charges accrued during the year	Fees/charges	Total Liability incurred during the year	Principal	Interest & Charges			Total
23	Green Power Dev. Project-(ADF)	2464-BHU		18.832	18.832	-	0.587	-	0.587	-	0.587	0.587	18.832	26.402
24	SASEC Trade Facilitation Program	2955-BHU (SF)		5.412	2.057	3.355	0.033	-	3.388	-	0.033	0.033	5.412	7.588
25	Urban Infrastructure Project	2816-BHU (SF)		12.727	1.386	0.130	0.015	-	0.144	-	0.015	0.015	1.516	2.125
26	Green Power Dev. Project -Additional Financing	3034-BHU (SF)		25.689	18.836	3.945	0.190	-	4.134	-	0.190	0.190	22.780	31.938
27	Strengthening Economic Management Program I (SEMP I)	2994-BHU	-	9.2240	-	9.2240	0.0594	-	9.2834	-	0.0594	0.0594	9.2240	12.9320
	ADB (OCR)		USD	51.000	50.756	-	0.186	-	0.186	-	0.186	0.186	50.232	50.232
28	Green Power Dev. Project-(OCR)	2463-BHU		51.000	50.756	-	0.186	-	0.186	-	0.186	0.186	50.232	50.232
II	Government of Austria (GoA)		Euro	95.428	71.918	5.368	2.819	0.411	8.598	4.903	3.230	8.133	72.382	80.509
1	Basochhu Hydro Power Project - Upper Stage			17.151	10.295	-	-	-	-	-	0.857	-	9.438	10.497
2	Basochhu Hydro Power Project - Lower Stage			31.245	21.872	-	0.195	0.408	0.603	2.083	0.603	2.686	19.789	22.010
3	Dagachu Hydro Power Project (RZ/B)			41.232	35.864	5.368	2.625	0.002	7.994	1.963	2.627	4.590	39.268	43.677
4	The Financing of Rural Electrification			5.800	3.888	-	-	-	-	-	-	-	3.888	4.324
III	Government of Denmark (GoD)		Euro	13.008	3.252	-	-	-	-	1.301	-	1.301	1.951	2.170

TABLE 23: THE DETAILED STATEMENT OF OUTSTANDING DEBT OF THE GOVERNMENT FOR THE PERIOD ENDED JUNE 30, 2015														
(Amounts in Agreement Currencies in Millions)														
Sl. No.	LENDERS AND PROJECTS	Loan No.	Loan Committed		Opening balances as on 01/07/14	W I T H D R A W A L S			REPAYMENTS DURING THE YEAR			Closing Balances as on 30/06/15	Closing Balances in USD	
			Curr.	Amount		Principal (Disbursement)	Interest & Charges accrued during the year	Fees/charges	Total Liability incurred during the year	Principal	Interest & Charges			Total
1	Rural Telecom Network Project			13,008	3,252	-	-	-	-	1,301	-	1,301	1,951	2,170
IV	JICA		JPY	5,763,000	4,359,291	129,726	2,655	0,988	133,369	-	-	-	4,489,016	36,538
1	Rural Electrification Project, Phase 1	BT-P1		3,576,000	3,211,948	25,656	0,322	-	25,978	-	-	-	3,237,604	26,352
2	Rural Electrification Project, Phase 2	BT-P2		2,187,000	1,147,343	104,070	2,333	0,988	107,391	-	-	-	1,251,412	10,186
V	IDA		XDR	146,037	117,855	1,397	1,212	-	2,609	1,674	1,212	2,886	117,578	164,843
1	Technical Assistance	1416-BHU		2,531	1,481	-	0,010	-	0,010	0,076	0,010	0,086	1,405	1,969
2	Forestry I	1460-BHU		4,154	2,493	-	0,017	-	0,017	0,125	0,017	0,142	2,368	3,320
3	Bhutan Calcium & Carbide Limited	1596-BHU		5,570	3,509	-	0,024	-	0,024	0,167	0,024	0,191	3,342	4,685
4	Forestry II	1900-BHU		0,602	0,337	-	0,002	-	0,002	0,024	0,002	0,026	0,313	0,439
5	Primary Education Project	1899-BHU		3,100	1,736	-	0,011	-	0,011	0,124	0,011	0,135	1,612	2,260
6	Forestry III	2533-BHU		3,879	3,026	-	0,023	-	0,023	0,155	0,023	0,178	2,871	4,025
7	Second Education Project	3044-BHU		9,847	8,665	-	0,065	-	0,065	0,197	0,065	0,262	8,468	11,872
8	Urban Development Project	3310-BHU		7,443	6,773	-	0,048	-	0,048	0,149	0,048	0,197	6,624	9,287
9	Rural Access Project	3309-BHU		7,926	7,213	-	0,051	-	0,051	0,159	0,051	0,210	7,054	9,890
10	Education Development Project	3820-BHU		22,000	21,560	-	0,154	-	0,154	0,440	0,154	0,594	21,120	29,610
11	Decentralised Rural Development Project	4040-BHU		4,600	4,600	-	0,034	-	0,034	0,059	0,034	0,093	4,541	6,367
12	Policy Financing for Institutional Strengthening	4562-BT		7,535	7,535	-	0,056	-	0,056	-	0,056	0,056	7,535	10,564

TABLE 23: THE DETAILED STATEMENT OF OUTSTANDING DEBT OF THE GOVERNMENT FOR THE PERIOD ENDED JUNE 30, 2015													
(Amounts in Agreement Currencies in Millions)													
SL No.	LENDERS AND PROJECTS	Loan No.	Loan Committed		Opening balances as on 01/07/14	W I T H D R A W A L S			REPAYMENTS DURING THE YEAR			Closing Balances as on 30/06/15	Closing Balances in USD
			Curr.	Amount		Principal (Disbursement)	Interest & Charges accrued during the year	Total Liability incurred during the year	Principal	Interest & Charges	Total		
						Interest	Fees/charges		Principal	Interest & Charges	Total		
13	Second Urban Development Project (Urban Dev. II)	IDA-47440		7.750	3.915	0.031	-	0.886	-	0.031	0.031	4.770	6.688
14	First Development Policy Credit Strengthening Regional Cooperation for Wildlife Project in Asia Project	48350-BT		16.500	16.500	0.124	-	0.124	-	0.124	0.124	16.500	23.133
15	Cooperation for Wildlife Project in Asia Project	4983-BT		1.400	0.708	0.005	-	0.294	-	0.005	0.005	0.997	1.398
16	Development Policy Credit	5163-BT		23.900	23.900	0.471	-	0.471	-	0.471	0.471	23.900	33.508
17	Remote Rural Communities Development Project	5164-BT		6.000	3.904	0.085	-	0.085	-	0.085	0.085	3.904	5.473
18	Additional Financing for UDP II	5431-BT		11.300	-	0.253	-	0.253	-	0.000	0.000	0.253	0.355
VI	IFAD		XDR	32.606	24.528	1.674	0.201	1.875	0.500	0.201	0.701	25.703	36.035
1	Small Farm Development & Irrigation Rehabilitation Project	50-BHU		3.782	1.552	0.015	-	0.015	0.094	0.015	0.109	1.458	2.043
2	Tashigang - Monggar Area Development Project	178-BHU		2.557	1.374	0.014	-	0.014	0.064	0.014	0.078	1.310	1.837
3	Punakha-Wangdue Valley Development Project	223-BHU		1.953	1.172	0.012	-	0.012	0.049	0.012	0.060	1.123	1.574

TABLE 23: THE DETAILED STATEMENT OF OUTSTANDING DEBT OF THE GOVERNMENT FOR THE PERIOD ENDED JUNE 30, 2015														
(Amounts in Agreement Currencies in Millions)														
Sl. No.	LENDERS AND PROJECTS	Loan No.	Loan Committed		Opening balances as on 01/07/14	W I T H D R A W A L S			REPAYMENTS DURING THE YEAR			Closing Balances as on 30/06/15	Closing Balances in USD	
			Curr.	Amount		Principal (Disbursement)	Interest & Charges accrued during the year	Fees/charges	Total Liability incurred during the year	Principal	Interest & Charges			Total
4	First Eastern Zone Agriculture Project	299-BHU		2.793	1.955	-	0.019	-	0.019	0.070	0.019	0.089	1.885	2.643
5	Second Eastern Zone Agriculture Project	512-BHU		6.696	5.692	-	0.042	-	0.042	0.223	0.042	0.265	5.468	7.667
6	Agriculture Marketing & Enterprise Promotion Project	659-BHU		9.225	9.225	-	0.069	-	0.069	-	0.069	0.069	9.225	12.934
7	Market Access and Growth Intensification Project (MAGIP)	L-1-824-BT		5.600	3.559	1.674	0.030	-	1.704	-	0.030	0.030	5.233	7.337
VII	(DEUTSCHE INVESTITIONS - GERMANY)		Euro	6.300	-	6.300	0.134	-	6.434	-	0.134	0.134	6.300	7.007
1	Bhutan Hydropower Services Limited			6.300	-	6.300	0.134	-	6.434	-	0.134	0.134	6.300	7.007
	Grand Total		Nu.		106,536,094	35,718,567	2,618,790	29,722	38,367,079	21,471,658	2,646,616	24,118,274	120,783,002	1,888,562
	Note: Exchange rates used for conversion:	USD	XDR	EURO	JYP('000)									
	Nu.	63.9550	89.6644	71.1350	520.5500									
	Source: DPA													
	GDP as per NSB = Nu. Millions	125,184.80												

8. GOVERNMENT EQUITY HOLDINGS

As on 30th June 2015, the total Government equity holding in various corporations was estimated at Nu. 47,712.196 million as presented in Table 24. This includes Government share holdings in DHI owned and linked companies.

9. GOVERNMENT GUARANTEES

The total Government Guarantees issued was estimated at Nu. 401.430 million as on June 30, 2015. The Guarantees consists of Rural Credit including SME and Credit Expansion loans to Bhutan Development Bank Limited/BDFC, import of furnace to BFAL and working capital to Dharma Industries, Social 3 and People's Project. The statement of Government Guarantees as on June 30, 2015 is presented in Table 25.

A	Direct Shareholdings	Shareholding as on 30/06/2014				Investment		Divestment/ Transfer		Shareholding as on 30/06/2015		
		No. of shares	Value (Nu)	% Holding	Face value	No. of shares	Amount (Nu)	No. of share	Amount (Nu)	No. of shares	Value (Nu)	% Holding
I	Manufacturing		47,575,965								47,055,766	
1	Army Welfare Project	25,000	25,000	100%	1,000					25,000	25,000	100%
2	Bhutan Agro Industries Limited	290,636	29,064	100%	100					290,636	29,064	100%
3	Construction Development Corp. ¹	4,213.83	421.380	100%	100							
4	National Housing Development Corp	2,648,092	2,648.092	100%	1,000					2,648	2,648.092	100%
5	Wood Craft Centre Ltd ²		98.815	100%	100							
6	Kuensel Corporation	255,000	25,500	51%	100					255,000	25,500	51%
7	Druk Holding & Investments Ltd	443,281,142	44,328.114	100%	100					443,281,142	44,328.110	100%
II	Trading		15,000								15,000	
8	Food Corporation of Bhutan	15,000	15,000	100%	1,000					15,000	15,000	100%
III	Services		154,430								154,430	
9	Bhutan Postal Corporation	235,952	23,595	100%	100					235,952	23,595	100%
10	Bhutan Broadcasting Service Limited	1,308,351	130.835	100%	100					1,308,351	130.835	100%
IV	Financial Institutions		287,000								487,000	
11	Bhutan Development Bank Ltd ³	287,000	287,000	95.7%	1,000	200,000	200			487,000	487,000	96.0%
	TOTAL	-	48,032,396								47,712,196	

B	Sl. No	Shareholdings through DHI Corporations	Shareholding as on 30/06/2014			Investment	Divestment/ Transfer	Shareholding as on 30/06/2015		
			No. of shares	Value (Nu)	% Holding			No. of shares	Amount (Nu)	No. of shares
I		Manufacturing		36,144.00					36,672.16	
1		Penden Cement Authority Limited	1,521,074	152,107	44.74%			1,521,074	152,107	44.74%
2		Bhutan Board Products Limited	668,334	66,833	47.74%			668,334	66,833	47.74%
3		Bhutan Ferro Alloys Limited	385,946	38,595	25.73%			385,946	38,595	25.73%
4		Natural Resource Development Corp.	300,000	30,000	100%			300,000	30,000	100%
5		Dungsam Cement Corporation	50,739	5,073.950	100%			50,739	5,073.950	100%
6		Dungsam Polymers	421,890	42,189	100%			421,890	42,190	51%
7		DHI Infra	2,000,000	200,000	100%			2,000,000	200,000	100%
8		DHI Hospitality Ltd ⁴	170,376	17,038	100%					
9		Druk Green Power Corporation	30,508,291	30,508,291	100%			30,508,291	30,508,290	100%
10		Koufuku International Pvt. Ltd	150,000	15,000	30%			150,000	15,000	30%
11		Construction Development Corp. ¹						4,213.83	421.380	100%
12		Wood Craft Centre Limited ²							98.815	100%
13		State Mining Corporation Ltd ⁵						250,000	25,000	100%
II		Trading		91,760					91,761	
14		State Trading Corporation of Bhutan	917,605	91,760	51%			917,605	91,761	51.00%
III		Services		11,289,020					11,457,864	
15		Druk Air Corporation	22,252,111	2,225,211	100%			22,252,111	2,225,211	100.00%
16		Bhutan Telecom Corporation	854,082	854,082	100%				854,082	100.00%
17		Bhutan Power Corporation	8,190,191	8,190,191	100%			8,190,191	8,190,190	100.00%
18		Thimphu TechPark ⁷	195,362	19,536	31%			1,688,450	168.85	
IV		Financial Institutions		1,679,961					1,962,545	
19		Bhutan National Bank	2,915,712	291,571	11.50%			2,915,712	291,570	11.50%
20		Bank of Bhutan	1,200,000	1,200,000	80%			1,200,000	1,200,000	80.00%
21		Royal Insurance Corporation of Bhutan Ltd ⁶	1,883,900	188,390	39.25%			4,709,750	470,975	39.25%
		TOTAL	-	49,204,744				-	50,184,330	

Table 25: Statement of Sovereign Guarantee issued by Government as of 30th June 2015										
Sl. No	Name of the beneficiary	Date of issue	Issued to	Purpose of Issue	Original Guaranteed Amount		Validity	Balance Amount		Remarks
					Foreign Currency	Nu. million		FOREX	Nu. million	
1	Bhutan Ferro Alloys Limited	11-12-04	EKSPORTFINANS, Norway	Import of furnace	NOK 59,500 m (Nu.424.235 m)	424.235	10 years	5,523,361.56	47.692	Balance NoK 5,523,361.56 (@8.64) equivalent to Nu.47.692 m.
2	Bhutan Development Bank Ltd.	22/11/2005	Bank of Bhutan	Credit Expansion		500.000	10 years		50.000	Principle repayment from June 2011 (to be fully liquidated by 31st December 2015)
3	Dharma Industries, Social 3, People's Projects	30th July 2007	Bhutan National Bank Limited	Working Capital for establishment of industry to manufacture statues		15.000	10 years		3.738	Sanctioned Nu.9,988,042.98 against the guaranteed amount
4	Bhutan Development Bank Ltd.	2nd April 2008	National Pension and Provident Fund	Rural Credit including SME		400.000	10 years		300.000	Principle repayment will start from Mar 2014.Total Loan Nu. 500 million. Guaranteed Amount is Nu. 400 million
	Total					1339.235			401.430	

10. CONSOLIDATED FUND ACCOUNT

Fiscal Year 2014-2015 started with the Government Consolidated Fund Account balance of negative Nu. 2,562.836 million and ended with negative Nu. 1,809.676 million. Reconciliation of Consolidated Fund Account for the FY 2014-15 is presented in Table 26.

SL. NO.	PARTICULARS	NU. IN MILLION
1	Opening Balance as on July 1, 2014	(2,562.836)
2	RECEIPTS DURING THE YEAR	57,576.679
	Budget Fund Account (DPA)	30,552.547
	Revenue Account (DRC&BOB)	25,589.502
	Non Revenue Account (BOB)	1,434.630
3	LESS: PAYMENTS DURING THE YEAR	56,823.518
	Budget Fund Account (DPA)	14,851.073
	Withdrawals from LC A/c (BOB)	41,523.973
	Withdrawals from Revenue A/c (DRC&BOB)	448.472
4	Closing Balance as on 30 June 2015 (DPA)	(1,809.676)
5	RECONCILIATION:	-
	Closing Balance as on 30 June 2015 (BoB/RMA)	(1,232.480)
	Add: Fund in Transit (Cr.) as on 30.06.2015 - BoB	896.273
	Less: Fund in Transit (Dr.) as on 30.06.2015 - BoB	1,595.304
6	Closing Balance as on 30 June 2015 (BoB/RMA)	(1,931.511)
7	Add:	125.740
	a) Credits (Deposits) as per DPA but not in BoB	123.416
	b) Debits (Payments) as per BoB but not in DPA	2.324
8	Less:	3.905
	a) Credit (Deposits) as per BoB but not in DPA	1.581
	b) Debits (Payments) as per DPA but not in BoB	2.324
9	Closing Bank Balance as on 30 June 2015 (DPA)	(1,809.676)

Source: DPA, BoB and DRC

11. GOVERNMENT BUDGET FUND ACCOUNT

Reconciliation of Government Budget Fund Account for FY 2014-15 is presented in Table 27.

Sl. No.	PARTICULARS	Nu.	REMARKS
1	Closing Balance as per Bank Statement as of 30.06.2015	15,579.639	
2	Add:		
a	Credits as per Cash Book but not in BoB	123.416	Annexure - 1
b	Debits as per BOB but not in Cash Book	-	
3	Less:		
a	Credits as per BoB but not in Cash Book	1.581	Annexure - 2
b	Debits as per Cash Book but not in BoB	-	
4	Closing Balance as per Cash Book as of 30.06.2015	15,701.474	

Source: Department of Public Accounts & BoBL

11.1 RECONCILIATION DETAILS

Sl. No.	PARTICULARS	Nu. in million
A	Deposits of FY 2014-2015 credited by BoBL in FY 2015-2016	-
I	Surrender of un-utilized fund- LC/129.01/1001	0.146
Ii	Refund of salary from Namgay and Sapna Subba- LC/129.01/0001	0.753
Iii	Surrender of fund: Adoption of austerity measures- LC/129.01/0001	0.143
Iv	Loan repayment of ADB Phase II (BDBL)	0.929
V	Refund of excess salary from Rinchen Wangdi, Forest Ranger- LC/204.01/0001	0.912
Vi	Purchase of training equipment for students in Draktsho- UNICEF, FIC 2215	0.169
Vii	Signing of Bhutan children's parliament in Punakha- UNICEF, FIC 4079	0.950
viii	Support to good governance- UNICEF, FIC 2984	0.510
Ix	International day against drug abuse and illicit trafficking- UNICEF, FIC 2478	0.378
X	Reimbursement of additional cost for international learning exchange program- UNICEF, FIC 2309	0.072
Xi	Undergraduate scholarship- GOI 11 FYP, FIC 2950	110.000
Xii	Loan repayment from Druk Air Corporation	8.453
	Total of A	123.416

Annexure - 2 : CREDITS AS PER BANK BUT NOT IN CASH BOOK		
SL. No.	PARTICULARS	Nu. in million
A	Deposits of FY 2014-15 credited by BOB in FY 2015-16	-
	UNDP fund for Sustainable Land Management and Water source Protection Project, Mongar Dzongkhag	0.152
	UNDP Fund for Sustainable Management of Farmland and Improvement through oil seed production and sale, Bidung, Trashigang	1.402
	Refund of excess tuition fees wrongly debited from the PLC.	0.027
	Total of A	1.581

12. REFUNDABLE DEPOSIT, REVOLVING AND TRUST FUNDS

As required by FRR-2001, the statement of Refundable Deposits Account, Revolving Funds and Trust Funds as on 30th June 2015 is presented in Table 28.

Table 28: STATEMENT OF OPERATION OF REFUNDABLE DEPOSIT ACCOUNTS, REVOLVING FUNDS AND TRUST FUNDS FOR THE FY-2014-15						
Sl. No.	Account Name	Opening Balance as of 01/07/2014	Total Receipts during the FY	Total Payments during the FY	Ngultrum in million	
					Balance as of 30/06/2015	Currency
1	Refundable Deposits Account	717.528	954.683	1,672.211	0.000	Nu.
2	Bhutan Health Trust Fund	1,293.228	522.844	423.393	1,392.679	Nu.
3	Bhutan Trust Fund for Environmental Conservation*	46.324	3.697	2.570	47.450	USD
4	Cultural Trust Fund	58.931	0.773	-	59.704	Nu.
5	Bhutan Information Communication and Media Authority	232.673	93.140	2.773	323.039	Nu.
6	Revolving Funds	25.299	35.123	31.980	28.442	Nu.
* i. Receipts include the capital contribution received from WCD for Human Wildlife Conflict Fund USD 2,887.61						
ii. Payments include exchange loss of USD 362,354 and increase in liabilities amounting to USD 343,258						

Source: Bank of Bhutan, Bhutan National Bank and Spending Agencies

13. CURRENT DEPOSITS ACCOUNT

There are 362 Current Deposits Accounts as on 30th June 2015 operated by the various agencies. Of the total Current Deposits Accounts, 205 is operated by Gewogs, 19 by Judiciary, 15 by Municipal Corporations and 123 by Others. The closing balance of the Current Deposit as on 30th June 2015 is presented in Table 29 and the details are appended in Schedule 12.

Table 29: SUMMARY OF CURRENT DEPOSIT ACCOUNT

Table 29: Statement of Current Deposits (CD) Accounts			
Sl. No.	Account Type	Number of Accounts	Closing Balance (Nu.)
1	Gewogs	205	22.329
2	Judiciary	19	26.777
3	Municipalities	15	380.839
4	Others	123	956.554
	Total	362	1,386.499

Source: Department of Public Accounts, BoB & BNB & Spending agencies

AU CODE	Au Name	SCHEDULE 1: SCHEDULE OF BOOKED EXPENDITURE/REVISED BUDGET COMPARISON BY AU										% VAR			
		Revised Budget Appropriation					Actual Annual Expenditure						Amount of Variation		
		CURRENT	CAPITAL	LEN/REPAY	TOTAL	CURRENT	CAPITAL	LEN/REPAY	TOTAL	CURRENT	CAPITAL		LEN/REPAY	TOTAL	
101.01	His Majesty's Secretariat	36.561	2.333		38.894	33.659	2.162		35.821	2.902	0.171		3.073	7.90%	
102.01	His Majesty's Secretariat (4Th King)	25.366			25.366	21.660			21.660	3.706			3.706	14.61%	
103.01	National Assembly Of Bhutan	105.262	22.184		127.446	98.892	21.525		120.417	6.370	0.659		7.029	5.52%	
104.01	National Council Of Bhutan	69.691	14.800		84.491	67.344	14.324		81.668	2.347	0.476		2.823	3.34%	
105.01	Council For Religious Affairs	572.110	184.233		756.343	571.636	156.006		727.642	0.474	28.227		28.701	3.79%	
111.01	Cabinet Secretariat	42.371	26.146		68.517	40.464	22.552		63.016	1.907	3.594		5.501	8.03%	
112.01	Office Of The Attorney General	27.465	30.786		58.251	25.535	29.751		55.286	1.930	1.035		2.965	5.09%	
113.01	Bhutan Olympic Committee	26.642	17.922		44.564	24.327	11.004		35.331	2.315	6.918		9.233	20.72%	
114.01	Dzongkha Development Commission	19.624	3.508		23.132	19.248	3.299		22.547	0.376	0.209		0.585	2.53%	
115.01	National Land Commission	238.935	154.533		393.468	232.482	137.351		369.833	6.453	17.182		23.635	6.01%	
116.01	Centre For Bhutan Studies And Gnh Research	38.324	1.270		39.594	38.298	1.270		39.568	0.026			0.026	0.07%	
117.01	Gross National Happiness Commission	44.198	89.649		133.847	39.245	73.274		112.519	4.953	16.375		21.328	15.93%	
118.01	National Environment Commission	36.528	83.914		120.442	33.276	60.436		93.712	3.252	23.478		26.730	22.19%	
119.01	Royal Institute Of Management	54.016	71.780		125.796	48.311	51.171		99.482	5.705	20.609		26.314	20.92%	
120.01	Royal University Of Bhutan	0.581	271.443		272.024	0.575	112.525		113.100	0.006	158.918		158.924	58.42%	

AU CODE	Au Name	Revised Budget Appropriation						Actual Annual Expenditure						Amount of Variation				
		CURRENT		CAPITAL		LEN/REPAY		TOTAL		CURRENT		CAPITAL		LEN/REPAY		TOTAL		% VAR
121.01	National Statistics Bureau	35.459	19.707	55.166	30.426	19.151	49.577	5.033	0.556							5.589	10.13%	
122.01	Bhutan Narcotic Control Agency	19.288	3.773	23.061	16.776	2.433	19.209	2.512	1.340							3.852	16.70%	
123.01	Bhutan Information Communication Media Authority	18.472	33.722	52.194	17.620	2.671	20.291	0.852	31.051							31.903	61.12%	
124.01	Thromdeys	606.754	54.364	661.118	591.860	34.771	626.631	14.894	19.593							34.487	5.22%	
125.01	Drug Regulatory Authority	12.529	4.517	17.046	11.660	3.937	15.597	0.869	0.580							1.449	8.50%	
126.01	Tourism Council Of Bhutan	63.661	94.155	157.816	56.298	82.216	138.514	7.363	11.939							19.302	12.23%	
127.01	National Commission For Women & Children	13.835	32.672	46.507	12.551	26.030	38.581	1.284	6.642							7.926	17.04%	
128.01	Royal Education Council	29.733	7.245	36.978	17.905	1.849	19.754	11.828	5.396							17.224	46.58%	
129.01	Bhutan Council For School Examination & Assessment	91.059	10.643	101.702	90.504	10.632	101.136	0.555	0.011							0.566	0.56%	
130.01	Royal Privy Council	17.317	5.150	22.467	13.328	1.219	14.547	3.989	3.931							7.920	35.25%	
131.01	Bhutan Standard Bureau	29.352	7.611	36.963	28.427	7.397	35.824	0.925	0.214							1.139	3.08%	
132.01	Khesar Gyalpo University Of Medical Sciences Of Bhutan	26.217	59.447	85.664	20.973	16.310	37.283	5.244	43.137							48.381	56.48%	
133.01	Royal Institute Of Law	9.634	9.349	18.983	8.168	6.118	14.286	1.466	3.231							4.697	24.74%	
134.01	Bhutan National Le Gal Institute	17.078	6.817	23.895	17.005	6.727	23.732	0.073	0.090							0.163	0.68%	

SCHEDULE 1: SCHEDULE OF BOOKED EXPENDITURE/REVISED BUDGET COMPARISON BY AU														
AU CODE	Au Name	Revised Budget Appropriation				Actual Annual Expenditure				Amount of Variation				% VAR
		CURRENT	CAPITAL	LEN/REPAY	TOTAL	CURRENT	CAPITAL	LEN/REPAY	TOTAL	CURRENT	CAPITAL	LEN/REPAY	TOTAL	
135.01	Civil Society Organizations Authority	4.084	0.090		4.174	4.027	0.090	4.117	0.057			0.057	0.057	1.37%
136.01	Jigme Dorji Wangchuck National Referral Hospital	818.227	73.031		891.258	816.752	71.129	887.881	1.475	1.902		3.377	3.377	0.38%
106.01	Judiciary	265.601	249.060		514.661	259.929	173.231	433.160	5.672	75.829		81.501	81.501	15.84%
Total for Autonomous		3,415.974	1,645.854		5,061.828	3,309.161	1,162.561	4,471.722	106.813	483.293		590.106	590.106	11.66%
107.01	Royal Civil Service Commission	57.292	161.944		219.236	57.283	118.526	175.809	0.009	43.418		43.427	43.427	19.81%
108.01	Anti-Corruption Commission	47.458	49.521		96.979	44.703	40.185	84.888	2.755	9.336		12.091	12.091	12.47%
109.01	Election Commission Of Bhutan	46.474	90.907		137.381	44.757	89.055	133.812	1.717	1.852		3.569	3.569	2.60%
110.01	Royal Audit Authority	133.644	50.655		184.299	132.441	25.131	157.572	1.203	25.524		26.727	26.727	14.50%
Total for Constitutional Bodies		284.868	353.027		637.895	279.184	272.897	552.081	5.684	80.130		85.814	85.814	49.38%
401.01	Dzongkhag Administration, Chhukha	483.256	79.254		562.510	482.131	72.287	554.418	1.125	6.967		8.092	8.092	1.44%
402.01	Dzongkhag Administration, Haas	168.007	66.868		234.875	158.908	62.872	221.780	9.099	3.996		13.095	13.095	5.58%
403.01	Dzongkhag Administration, Paro	424.617	73.350		497.967	420.953	71.289	492.242	3.664	2.061		5.725	5.725	1.15%
404.01	Dzongkhag Administration, Samtse	536.807	158.052		694.859	513.390	139.190	652.580	23.417	18.862		42.279	42.279	6.08%
405.01	Dzongkhag Administration, Tsirang	249.827	101.909		351.736	247.536	93.643	341.179	2.291	8.266		10.557	10.557	3.00%

SCHEDULE 1: SCHEDULE OF BOOKED EXPENDITURE/REVISED BUDGET COMPARISON BY AU														
AU CODE	Au Name	Revised Budget Appropriation				Actual Annual Expenditure				Amount of Variation				% VAR
		CURRENT	CAPITAL	LEN/REPAY	TOTAL	CURRENT	CAPITAL	LEN/REPAY	TOTAL	CURRENT	CAPITAL	LEN/REPAY	TOTAL	
406.01	Dzongkhag Administration, Dagana	310.622	95.501		406.123	303.895	95.354		399.249	6.727	0.147		6.874	1.69%
407.01	Dzongkhag Administration, Punakha	352.137	115.901		468.038	349.586	101.054		450.640	2.551	14.847		17.398	3.72%
408.01	Dzongkhag Administration, Wangdue Phodrang	378.557	65.556		444.113	377.558	55.733		433.291	0.999	9.823		10.822	2.44%
409.01	Dzongkhag Administration, Bumthang	216.608	69.579		286.187	216.508	69.395		285.903	0.100	0.184		0.284	0.10%
410.01	Dzongkhag Administration, Sarpang	346.595	104.114		450.709	340.272	95.871		436.143	6.323	8.243		14.566	3.23%
411.01	Dzongkhag Administration, Zhemgang	289.921	115.541		405.462	277.037	112.189		389.226	12.884	3.352		16.236	4.00%
412.01	Dzongkhag Administration, Tongsa	198.870	127.571		326.441	196.618	115.083		311.701	2.252	12.488		14.740	4.52%
413.01	Dzongkhag Administration, Lhuentse	235.087	162.189		397.276	233.370	135.147		368.517	1.717	27.042		28.759	7.24%
414.01	Dzongkhag Administration, Mongar	420.197	233.142		653.339	418.849	211.207		630.056	1.348	21.935		23.283	3.56%
415.01	Dzongkhag Administration, Pema Gatsel	311.457	415.644		727.101	311.126	364.469		675.595	0.331	51.175		51.506	7.08%
416.01	Dzongkhag Administration, Samdrup Jongkhar	336.575	116.202		452.777	329.888	109.758		439.646	6.687	6.444		13.131	2.90%

AU CODE	AU Name	Revised Budget Appropriation						Actual Annual Expenditure						Amount of Variation		
		CURRENT	CAPITAL	LEN/REPAY	TOTAL	CURRENT	CAPITAL	LEN/REPAY	TOTAL	CURRENT	CAPITAL	LEN/REPAY	TOTAL	LEN/REPAY	TOTAL	% VAR
417.01	Dzongkhag Administration, Tashigang	637.303	212.737		850.040	636.298	205.127		841.425	1.005	7.610		8.615		1.01%	
418.01	Dzongkhag Administration, Thimphu	199.837	99.034		298.871	196.560	93.785		290.345	3.277	5.249		8.526		2.85%	
419.01	Dzongkhag Administration, Gasa	88.479	51.981		140.460	86.803	44.880		131.683	1.676	7.101		8.777		6.25%	
420.01	Dzongkhag Administration, Tashi Yangtse	246.464	146.400		392.864	244.801	142.878		387.679	1.663	3.522		5.185		1.32%	
	Total for Dzongkhags	6,431.223	2,610.525		9,041.748	6,342.087	2,391.211		8,733.298	89.136	219.314		308.450		3.41%	
401.02	Sampheling Gewog, Chhukha	1.248	5.874		7.122	1.210	5.854		7.064	0.038	0.020		0.058		0.81%	
401.03	Bongo Gewog, Chhukha	1.333	5.097		6.430	1.296	4.789		6.085	0.037	0.308		0.345		5.37%	
401.04	Chapchha Gewog, Chhukha	1.333	4.073		5.406	1.273	3.566		4.839	0.060	0.507		0.567		10.49%	
401.05	Dungna Gewog, Chhukha	1.247	6.450		7.697	1.157	5.973		7.130	0.090	0.477		0.567		7.37%	
401.06	Geling Gewog, Chhukha	1.215	4.339		5.554	1.202	3.992		5.194	0.013	0.347		0.360		6.48%	
401.07	Daria Gewog, Chhukha	1.333	8.123		9.456	1.326	8.107		9.433	0.007	0.016		0.023		0.24%	
401.08	Getana Gewog, Chhukha	1.248	3.427		4.675	1.183	3.036		4.219	0.065	0.391		0.456		9.75%	
401.09	Bjachho Gewog, Chhukha	1.248	3.903		5.151	1.242	3.901		5.143	0.006	0.002		0.008		0.16%	
401.10	Lokchima Gewog, Chhukha	1.243	6.581		7.824	1.236	5.067		6.303	0.007	1.514		1.521		19.44%	
401.11	Metakha Gewog, Chhukha	1.248	3.603		4.851	1.245	3.590		4.835	0.003	0.013		0.016		0.33%	
401.12	Phuentsholing Gewog, Chhukha	1.076	6.087		7.163	1.074	6.082		7.156	0.002	0.005		0.007		0.10%	

AU CODE	Au Name	Revised Budget Appropriation						Actual Annual Expenditure						Amount of Variation			% VAR				
		CURRENT		CAPITAL		LEN/REPAY		CURRENT		CAPITAL		LEN/REPAY		CURRENT		CAPITAL		LEN/REPAY			
402.02	Bji Gewog, Haa	1.232	4.364	5.596	1.216	4.098	5.314	0.016	0.266											0.282	5.04%
402.03	Katsho Gewog, Haa	1.242	3.976	5.218	1.240	2.034	3.274	0.002	1.942											1.944	37.26%
402.04	Sombey Gewog, Haa	1.326	3.578	4.904	1.239	2.745	3.984	0.087	0.833											0.920	18.76%
402.05	Sama Gewog, Haa	1.242	3.720	4.962	1.214	3.564	4.778	0.028	0.156											0.184	3.71%
402.06	Iusu Gewog, Haa	1.242	3.770	5.012	1.230	3.721	4.951	0.012	0.049											0.061	1.22%
402.07	Gakidling Gewog, Haa	1.158	3.848	5.006	1.132	3.785	4.917	0.026	0.063											0.089	1.78%
403.02	Dobshari Gewog, Paro	1.248	3.683	4.931	1.247	3.664	4.911	0.001	0.019											0.020	0.41%
403.03	Dogar Gewog, Paro	1.248	3.586	4.834	1.245	3.366	4.611	0.003	0.220											0.223	4.61%
403.04	Doteng Gewog, Paro	1.248	3.000	4.248	1.248	2.999	4.247		0.001											0.001	0.02%
403.05	Hungrel Gewog, Paro	1.248	3.129	4.377	1.247	2.388	3.635	0.001	0.741											0.742	16.95%
403.06	Lango Gewog, Paro	1.248	3.636	4.884	1.246	3.633	4.879	0.002	0.003											0.005	0.10%
403.07	Lungnyi Gewog, Paro	1.248	3.427	4.675	1.199	3.340	4.539	0.049	0.087											0.136	2.91%
403.08	Naja Gewog, Paro	1.248	6.735	7.983	1.156	6.735	7.891	0.092												0.092	1.15%
403.09	Shaba Gewog, Paro	1.248	4.720	5.968	1.248	4.716	5.964		0.004											0.004	0.07%
403.10	Tsento Gewog, Paro	1.248	5.718	6.966	1.246	5.718	6.964	0.002												0.002	0.03%
403.11	Wangchang Gewog, Paro	1.248	4.720	5.968	1.248	4.256	5.504		0.464											0.464	7.77%
404.02	(Bara) Norgaygang Gewog, Samtse	1.340	6.050	7.390	1.281	4.545	5.826	0.059	1.505											1.564	21.16%
404.03	(Biru) Pemaling Gewog, Samtse	1.255	5.280	6.535	1.181	5.104	6.285	0.074	0.176											0.250	3.83%
404.04	(Chargharey) Sangangcholing Gewog, Samtse	1.225	5.240	6.465	1.184	4.047	5.231	0.041	1.193											1.234	19.09%

AU CODE	Au Name	Revised Budget Appropriation						Actual Annual Expenditure						Amount of Variation				
		CURRENT		CAPITAL		LEN/REPAY		TOTAL		CURRENT		CAPITAL		LEN/REPAY		TOTAL		% VAR
404.05	(Chengmari) Norbugang Gewog, Samtse	1.233	6.567	7.800	1.200	6.337		7.537	0.033	0.230			0.263	3.37%				
404.06	Denchukha Gewog, Samtse	1.291	4.736	6.027	1.263	4.053		5.316	0.028	0.683			0.711	11.80%				
404.07	(Dorokha) Dophuchen Gewog, Samtse	1.362	9.506	10.868	1.336	7.796		9.132	0.026	1.710			1.736	15.97%				
404.08	Dumteod Gewog, Samtse	1.291	4.900	6.191	1.261	4.882		6.143	0.030	0.018			0.048	0.78%				
404.09	Yoedselfsey Gewog, Samtse	1.255	4.900	6.155	1.202	4.674		5.876	0.053	0.226			0.279	4.53%				
404.10	Niangaychheoling Gewog, Samtse	1.255	4.653	5.908	1.229	4.185		5.414	0.026	0.468			0.494	8.36%				
404.11	Tendru Gewog, Samtse	1.255	6.150	7.405	1.239	5.820		7.059	0.016	0.330			0.346	4.67%				
404.12	Ugyentsey Gewog, Samtse	1.255	3.914	5.169	1.197	2.081		3.278	0.058	1.833			1.891	36.58%				
404.13	(Pugli) Phuentshopelri Gewog, Samtse	1.172	6.511	7.683	1.122	5.456		6.578	0.050	1.055			1.105	14.38%				
404.14	Samtse Gewog, Samtse	1.186	9.881	11.067	1.179	9.839		11.018	0.007	0.042			0.049	0.44%				
404.15	(Sibus) Tashicholing Gewog, Samtse	1.213	5.134	6.347	1.193	4.758		5.951	0.020	0.376			0.396	6.24%				
404.16	Tading Gewog, Samtse	1.169	7.882	9.051	1.054	6.407		7.461	0.115	1.475			1.590	17.57%				
405.02	(Beteni) Patshaling Gewog, Tsirang	1.254	3.233	4.487	1.195	3.149		4.344	0.059	0.084			0.143	3.19%				
405.03	Dunglagang Gewog, Tsirang	1.250	3.208	4.458	1.231	3.208		4.439	0.019				0.019	0.43%				
405.04	Barshong Gewog, Tsirang	1.254	3.450	4.704	1.241	3.450		4.691	0.013				0.013	0.28%				

AU CODE	Au Name	Revised Budget Appropriation						Actual Annual Expenditure						Amount of Variation			% VAR	
		CURRENT		CAPITAL		LEN/REPAY		CURRENT		CAPITAL		LEN/REPAY		CURRENT	CAPITAL	LEN/REPAY		TOTAL
		1.262	3.055	4.317	1.255	2.544		3.799	0.007	0.511	0.518							
405.05	Goseling Gewog, Tsirang	1.262	3.055	4.317	1.255	2.544		3.799	0.007	0.511							0.518	12.00%
405.06	Ranghangling Gewog, Tsirang	1.262	3.032	4.294	1.207	2.895		4.102	0.055	0.137							0.192	4.47%
405.07	Kilkhorhang Gewog, Tsirang	1.262	3.511	4.773	1.258	3.510		4.768	0.004	0.001							0.005	0.10%
405.08	Mendelgang Gewog, Tsirang	1.216	3.258	4.474	1.196	3.139		4.335	0.020	0.119							0.139	3.11%
405.09	(Pataley) Sergithang Gewog, Tsirang	1.254	4.317	5.571	1.218	4.105		5.323	0.036	0.212							0.248	4.45%
405.10	Phuentenchhu Gewog, Tsirang	1.254	3.725	4.979	1.247	3.689		4.936	0.007	0.036							0.043	0.86%
405.11	Shemjong Gewog, Tsirang	1.254	3.186	4.440	1.223	3.038		4.261	0.031	0.148							0.179	4.03%
405.12	Tsholingkhar Gewog, Tsirang	1.236	4.976	6.212	1.188	4.598		5.786	0.048	0.378							0.426	6.86%
405.13	Tsirangteod Gewog, Tsirang	1.254	3.003	4.257	1.230	2.869		4.099	0.024	0.134							0.158	3.71%
406.02	Dorona Gewog, Dagana	1.248	5.665	6.913	1.247	5.683		6.930	0.001	-0.018							-0.017	-0.25%
406.03	Dujeygang Gewog, Dagana	1.208	3.836	5.044	1.203	3.836		5.039	0.005								0.005	0.10%
406.04	Gesarling Gewog, Dagana	1.248	5.419	6.667	1.156	4.567		5.723	0.092	0.852							0.944	14.16%
406.05	Goshi Gewog, Dagana	1.248	5.053	6.301	1.234	4.967		6.201	0.014	0.086							0.100	1.59%
406.06	Kana Gewog, Dagana	1.248	5.209	6.457	1.213	5.204		6.417	0.035	0.005							0.040	0.62%
406.07	Khebis Gewog, Dagana	1.248	3.770	5.018	1.193	3.498		4.691	0.055	0.272							0.327	6.52%
406.08	Lajab Gewog, Dagana	1.248	3.781	5.029	1.190	2.356		3.546	0.058	1.425							1.483	29.49%
406.09	Trashiding Gewog, Dagana	1.248	3.878	5.126	1.240	3.873		5.113	0.008	0.005							0.013	0.25%

AU CODE	Au Name	Revised Budget Appropriation						Actual Annual Expenditure						% VAR
		CURRENT			TOTAL			CURRENT			TOTAL			
		CAPITAL	LEN/REPAY	TOTAL	CAPITAL	LEN/REPAY	TOTAL	CAPITAL	LEN/REPAY	TOTAL	CAPITAL	LEN/REPAY	TOTAL	
406.10	Tsendagang Gewog, Dagana	1.248	7.218	8.466	1.131	6.468	7.599	0.117	0.750	0.867	10.24%			
406.11	Tsangkha Gewog, Dagana	1.248	3.509	4.757	1.221	3.298	4.519	0.027	0.211	0.238	5.00%			
406.12	Tseza Gewog, Dagana	1.249	3.951	5.200	1.231	3.622	4.853	0.018	0.329	0.347	6.67%			
406.13	Karmaling (Deorali) Gewog, Dagana	1.182	5.510	6.692	1.159	5.508	6.667	0.023	0.002	0.025	0.37%			
406.14	Lhamoizingkha Gewog, Dagana	1.215	3.429	4.644	1.191	3.394	4.585	0.024	0.035	0.059	1.27%			
406.15	Nichula Gewog, Dagana	1.205	2.903	4.108	1.180	2.901	4.081	0.025	0.002	0.027	0.66%			
407.02	Chhubu Gewog, Punakha	1.245	4.236	5.481	1.210	4.158	5.368	0.035	0.078	0.113	2.06%			
407.03	Goenshari Gewog, Punakha	1.240	3.749	4.989	1.203	3.602	4.805	0.037	0.147	0.184	3.69%			
407.04	Guma Gewog, Punakha	1.244	4.384	5.628	1.135	4.306	5.441	0.109	0.078	0.187	3.32%			
407.05	Kabjisa Gewog, Punakha	1.240	4.395	5.635	1.315	4.395	5.710	-0.075		-0.075	-1.33%			
407.06	Limgbukha Gewog, Punakha	1.237	3.427	4.664	1.217	3.417	4.634	0.020	0.010	0.030	0.64%			
407.07	Shengana Gewog, Punakha	1.245	3.616	4.861	1.252	3.609	4.861	-0.007	0.007	0.000	0.00%			
407.08	Talo Gewog, Punakha	1.255	3.562	4.817	1.232	3.560	4.792	0.023	0.002	0.025	0.52%			
407.09	Teowang Gewog, Punakha	1.245	5.018	6.263	1.226	4.979	6.205	0.019	0.039	0.058	0.93%			
407.10	Dzoma Gewog, Punakha	1.245	4.221	5.466	1.218	4.214	5.432	0.027	0.007	0.034	0.62%			
407.11	Baap Gewog, Punakha	1.245	5.522	6.767	1.215	5.195	6.410	0.030	0.327	0.357	5.28%			

AU CODE	Au Name	Revised Budget Appropriation						Actual Annual Expenditure						Amount of Variation			% VAR
		CURRENT			TOTAL			CURRENT			TOTAL			CURRENT CAPITAL	LEN/REPAY	TOTAL	
		CURRENT	CAPITAL	LEN/REPAY	TOTAL	LEN/REPAY	TOTAL	CURRENT	CAPITAL	LEN/REPAY	TOTAL	LEN/REPAY	TOTAL				
407.12	Toebesa Gewog, Punakha	1.245	3.766		5.011		1.237	3.695		4.932		0.008	0.071		0.079	1.58%	
408.02	Bjena Gewog, Wangdue Phodrang	1.248	4.017		5.265		1.245	3.986		5.231		0.003	0.031		0.034	0.65%	
408.03	Dangchhu Gewog, Wangdue Phodrang	1.248	9.174		10.422		1.245	9.046		10.291		0.003	0.128		0.131	1.26%	
408.04	Daga Gewog, Wangdue Phodrang	1.248	3.733		4.981		1.078	3.678		4.756		0.170	0.055		0.225	4.52%	
408.05	Gangteod Gewog, Wangdue Phodrang	1.248	3.812		5.060		1.218	3.732		4.950		0.030	0.080		0.110	2.17%	
408.06	Gasetshogom Gewog, Wangdue Phodrang	1.248	4.386		5.634		1.231	3.883		5.114		0.017	0.503		0.520	9.23%	
408.07	Gasetshowom Gewog, Wangdue Phodrang	1.248	4.255		5.503		1.248	3.594		4.842			0.661		0.661	12.01%	
408.08	Kazhi Gewog, Wangdue Phodrang	1.248	5.662		6.910		1.248	5.634		6.882			0.028		0.028	0.41%	
408.09	Nahi Gewog, Wangdue Phodrang	1.248	6.232		7.480		1.248	6.046		7.294			0.186		0.186	2.49%	
408.10	Nyisho Gewog, Wangdue Phodrang	1.333	4.148		5.481		1.327	4.116		5.443		0.006	0.032		0.038	0.69%	
408.11	Phangyuel Gewog, Wangdue Phodrang	1.248	6.247		7.495		1.248	5.407		6.655			0.840		0.840	11.21%	
408.12	Phobji Gewog, Wangdue Phodrang	1.248	4.360		5.608		1.202	3.760		4.962		0.046	0.600		0.646	11.52%	
408.13	Rubesa Gewog, Wangdue Phodrang	1.333	5.134		6.467		1.331	4.836		6.167		0.002	0.298		0.300	4.64%	
408.14	Sephu Gewog, Wangdue Phodrang	1.248	7.591		8.839		1.248	7.591		8.839						0.00%	
408.15	Athang Gewog, Wangdue Phodrang	1.238	5.677		6.915		1.237	5.596		6.833		0.001	0.081		0.082	1.19%	
408.16	Thekisho Gewog, Wangdue Phodrang	1.239	4.338		5.577		1.239	4.335		5.574			0.003		0.003	0.05%	

AU CODE	Au Name	Revised Budget Appropriation					Actual Annual Expenditure					Amount of Variation			% VAR	
		CURRENT	CAPITAL	LEN/REPAY	TOTAL	CURRENT	CAPITAL	LEN/REPAY	TOTAL	CURRENT	CAPITAL	LEN/REPAY	TOTAL			
409.02	Chhoekhor Gewog, Bumthang	1.255	5.332		6.587	1.255	5.332		6.587							0.00%
409.03	Chhumei Gewog, Bumthang	1.255	5.487		6.742	1.247	5.482		6.729	0.008	0.005		0.013			0.19%
409.04	Tang Gewog, Bumthang	1.255	5.988		7.243	1.255	5.987		7.242		0.001		0.001			0.01%
409.05	Ura Gewog, Bumthang	1.254	3.913		5.167	1.254	3.905		5.159		0.008		0.008			0.15%
410.02	Samteyling Gewog, Sarpang	1.248	4.029		5.277	1.228	3.997		5.225	0.020	0.032		0.052			0.99%
410.03	Chuzargang Gewog, Sarpang	1.248	4.521		5.769	1.247	4.507		5.754	0.001	0.014		0.015			0.26%
410.04	Dekidling Gewog, Sarpang	1.248	5.245		6.493	1.243	5.128		6.371	0.005	0.117		0.122			1.88%
410.05	Chhuzom Gewog, Sarpang	1.248	6.245		7.493	1.203	5.218		6.421	0.045	1.027		1.072			14.31%
410.06	Tareything Gewog, Sarpang	1.163	2.315		3.478	1.053	2.430		3.483	0.110	-0.115		-0.005			-0.14%
410.07	Gelegphu Gewog, Sarpang	1.248	4.371		5.619	1.246	4.369		5.615	0.002	0.002		0.004			0.07%
410.08	Gakidling Gewog, Sarpang	1.248	6.869		8.117	1.240	6.033		7.273	0.008	0.836		0.844			10.40%
410.09	Jigmedchheoling Gewog, Sarpang	1.333	8.995		10.328	1.282	6.369		7.651	0.051	2.626		2.677			25.92%
410.10	Umiling Gewog, Sarpang	1.248	3.595		4.843	1.248	3.421		4.669		0.174		0.174			3.59%
410.11	Singye Gewog, Sarpang	1.248	4.811		6.059	1.172	3.907		5.079	0.076	0.904		0.980			16.17%
410.12	Shompaangkha Gewog, Sarpang	1.248	4.292		5.540	1.236	3.765		5.001	0.012	0.527		0.539			9.73%
410.13	Sershong Gewog, Sarpang	1.248	5.610		6.858	1.199	5.609		6.808	0.049	0.001		0.050			0.73%
411.02	Bardo Gewog, Zhemgang	1.248	7.221		8.469	1.237	6.368		7.605	0.011	0.853		0.864			10.20%

AU CODE	Au Name	Revised Budget Appropriation				Actual Annual Expenditure				Amount of Variation				% VAR
		CURRENT	CAPITAL	LEN/REPAY	TOTAL	CURRENT	CAPITAL	LEN/REPAY	TOTAL	CURRENT	CAPITAL	LEN/REPAY	TOTAL	
411.03	Bjoka Gewog, Zhemgang	1.248	7.004		8.252	1.208	6.965		8.173	0.040	0.039		0.079	0.96%
411.04	Nangkor Gewog, Zhemgang	1.248	5.965		7.213	1.187	5.794		6.981	0.061	0.171		0.232	3.22%
411.05	Ngangla Gewog, Zhemgang	1.248	10.736		11.984	1.218	8.348		9.566	0.030	2.388		2.418	20.18%
411.06	Phangkhar Gewog, Zhemgang	1.248	9.225		10.473	1.248	8.714		9.962		0.511		0.511	4.88%
411.07	Shingkhar Gewog, Zhemgang	1.248	11.025		12.273	1.214	9.466		10.680	0.034	1.559		1.593	12.98%
411.08	Tong Gewog, Zhemgang	1.248	7.847		9.095	1.236	7.780		9.016	0.012	0.067		0.079	0.87%
411.09	Goshing Gewog, Zhemgang	1.248	11.058		12.306	1.248	9.948		11.196		1.110		1.110	9.02%
412.02	Dagteng Gewog, Tongsa	1.250	3.895		5.145	1.191	3.660		4.851	0.059	0.235		0.294	5.71%
412.03	Korphu Gewog, Tongsa	1.273	5.170		6.443	1.242	4.727		5.969	0.031	0.443		0.474	7.36%
412.04	Langthel Gewog, Tongsa	1.215	5.914		7.129	1.206	5.813		7.019	0.009	0.101		0.110	1.54%
412.05	Nubi Gewog, Tongsa	1.273	5.471		6.744	1.244	5.419		6.663	0.029	0.052		0.081	1.20%
412.06	Tangsibji Gewog, Tongsa	1.249	4.761		6.010	1.244	4.760		6.004	0.005	0.001		0.006	0.10%
413.02	Gangzur Gewog, Lhuentse	1.231	10.495		11.726	1.198	9.703		10.901	0.033	0.792		0.825	7.04%
413.03	Jarey Gewog, Lhuentse	1.248	8.261		9.509	1.238	8.052		9.290	0.010	0.209		0.219	2.30%
413.04	Khoma Gewog, Lhuentse	1.247	5.549		6.796	1.244	4.977		6.221	0.003	0.572		0.575	8.46%
413.05	Kurteod Gewog, Lhuentse	1.151	3.819		4.970	1.130	3.815		4.945	0.021	0.004		0.025	0.50%
413.06	Minjay Gewog, Lhuentse	1.248	7.045		8.293	1.243	6.440		7.683	0.005	0.605		0.610	7.36%

AU CODE	Au Name	Revised Budget Appropriation						Actual Annual Expenditure						Amount of Variation			% VAR	
		CURRENT	CAPITAL	LEN/REPAY	TOTAL	CURRENT	CAPITAL	LEN/REPAY	TOTAL	CURRENT	CAPITAL	LEN/REPAY	TOTAL	CURRENT	CAPITAL	LEN/REPAY		TOTAL
413.07	Menbi Gewog, Lhuentse	1.248	5.160		6.408	1.238	5.024		6.262	0.010	0.136		0.146				0.146	2.28%
413.08	Metsho Gewog, Lhuentse	1.162	8.322		9.484	1.143	8.268		9.411	0.019	0.054		0.073				0.073	0.77%
413.09	Tsenkhar Gewog, Lhuentse	1.210	11.368		12.578	1.191	10.884		12.075	0.019	0.484		0.503				0.503	4.00%
414.02	Balam Gewog, Mongar	1.272	3.858		5.130	1.269	3.857		5.126	0.003	0.001		0.004				0.004	0.08%
414.03	Chhali Gewog, Mongar	1.255	4.042		5.297	1.255	4.042		5.297									0.00%
414.04	Chaskhar Gewog, Mongar	1.240	6.453		7.693	1.240	6.453		7.693									0.00%
414.05	Dametshe Gewog, Mongar	1.258	5.151		6.409	1.248	5.099		6.347	0.010	0.052		0.062				0.062	0.97%
414.06	Daypung Gewog, Mongar	1.255	6.197		7.452	1.254	6.192		7.446	0.001	0.005		0.006				0.006	0.08%
414.07	Gongdue Gewog, Mongar	1.284	4.311		5.595	1.283	4.310		5.593	0.001	0.001		0.002				0.002	0.04%
414.08	Jurmey Gewog, Mongar	1.278	5.047		6.325	1.281	5.047		6.328	-0.003			-0.003				-0.003	-0.05%
414.09	Kengkhar Gewog, Mongar	1.370	9.999		11.369	1.368	9.997		11.365	0.002	0.002		0.004				0.004	0.04%
414.10	Mongar Gewog, Mongar	1.327	6.979		8.306	1.274	6.564		7.838	0.053	0.415		0.468				0.468	5.63%
414.11	Ngatshang Gewog, Mongar	1.249	4.148		5.397	1.247	4.145		5.392	0.002	0.003		0.005				0.005	0.09%
414.12	Saleng Gewog, Mongar	1.350	5.568		6.918	1.323	5.561		6.884	0.027	0.007		0.034				0.034	0.49%
414.13	Sherimuhung Gewog, Mongar	1.238	5.482		6.720	1.237	5.480		6.717	0.001	0.002		0.003				0.003	0.04%
414.14	Silambi Gewog, Mongar	1.297	4.746		6.043	1.287	4.742		6.029	0.010	0.004		0.014				0.014	0.23%
414.15	Thangrong Gewog, Mongar	1.272	4.380		5.652	1.272	4.367		5.639		0.013		0.013				0.013	0.23%

AU CODE	AU Name	Revised Budget Appropriation						Actual Annual Expenditure						Amount of Variation			% VAR	
		CURRENT		TOTAL		LEN/REPAY		CURRENT		TOTAL		LEN/REPAY		CURRENT	CAPITAL	LEN/REPAY		TOTAL
		CAPITAL	LEN/REPAY	CAPITAL	LEN/REPAY	CAPITAL	LEN/REPAY	CAPITAL	LEN/REPAY	CAPITAL	LEN/REPAY	CAPITAL	LEN/REPAY	CAPITAL	LEN/REPAY	CAPITAL		LEN/REPAY
414.16	Tsakaling Gewog, Mongar	1.226	7.245	8.471		1.226	7.213	8.439		0.032							0.032	0.38%
414.17	Tsamang Gewog, Mongar	1.242	6.031	7.273		1.240	4.707	5.947		0.002							1.324	18.23%
414.18	Narang Gewog, Mongar	1.249	5.056	6.305		1.246	5.056	6.302		0.003							0.003	0.05%
415.02	Chongshing Gewog, Pema Gatsel	1.223	9.695	10.918		1.223	9.265	10.488									0.430	3.94%
415.03	Chhimung Gewog, Pema Gatsel	1.255	15.158	16.413		1.255	14.930	16.185									0.228	1.39%
415.04	Dungmin Gewog, Pema Gatsel	1.267	12.747	14.014		1.267	12.732	13.999									0.015	0.11%
415.05	Khar Gewog, Pema Gatsel	1.255	8.344	9.599		1.255	8.280	9.535									0.064	0.67%
415.06	Shumar Gewog, Pema Gatsel	1.255	4.992	6.247		1.252	4.990	6.242		0.003							0.005	0.08%
415.07	Yurung Gewog, Pema Gatsel	1.283	3.932	5.215		1.253	3.932	5.185									0.030	0.58%
415.08	Zobel Gewog, Pema Gatsel	1.255	5.274	6.529		1.255	5.267	6.522									0.007	0.11%
415.09	Dechhenling Gewog, Pema Gatsel	1.283	3.910	5.193		1.280	3.684	4.964		0.003							0.229	4.41%
415.10	Norbugang Gewog, Pema Gatsel	1.276	3.856	5.132		1.270	3.817	5.087		0.006							0.045	0.88%
415.11	Nanong Gewog, Pema Gatsel	1.255	4.371	5.626		1.213	4.371	5.584		0.042							0.042	0.75%
415.12	Choekhorling Gewog, Pema Gatsel	1.266	8.313	9.579		1.266	5.948	7.214									2.365	24.69%
416.02	Phuentshothang Gewog, Samdup Jongkhar	1.347	6.493	7.840		1.344	6.415	7.759		0.003							0.078	1.03%

AU CODE	Au Name	Revised Budget Appropriation					Actual Annual Expenditure					Amount of Variation			% VAR
		CURRENT	CAPITAL	LEN/REPAY	TOTAL	CURRENT	CAPITAL	LEN/REPAY	TOTAL	CURRENT	CAPITAL	LEN/REPAY	TOTAL		
416.03	Pemathang Gewog, Samdup Jongkhar	1.262	4.350		5.612	1.244	4.207		5.451	0.018	0.143		0.161	2.87%	
416.04	Gomdar Gewog, Samdup Jongkhar	1.255	4.740		5.995	1.236	4.729		5.965	0.019	0.011		0.030	0.50%	
416.05	Wangphu Gewog, Samdup Jongkhar	1.255	5.314		6.569	1.243	4.560		5.803	0.012	0.754		0.766	11.66%	
416.06	Langchenphu Gewog, Samdup Jongkhar	1.262	4.413		5.675	1.254	4.375		5.629	0.008	0.038		0.046	0.81%	
416.07	Lauri Gewog, Samdup Jongkhar	1.234	6.280		7.514	1.233	5.600		6.833	0.001	0.680		0.681	9.06%	
416.08	Martshala Gewog, Samdup Jongkhar	1.347	6.620		7.967	1.342	6.140		7.482	0.005	0.480		0.485	6.09%	
416.09	Dewathang Gewog, Samdup Jongkhar	1.255	5.519		6.774	1.159	5.323		6.482	0.096	0.196		0.292	4.31%	
416.10	Orong Gewog, Samdup Jongkhar	1.340	5.852		7.192	1.306	5.493		6.799	0.034	0.359		0.393	5.46%	
416.11	Samrang Gewog, Samdup Jongkhar	1.091	3.298		4.389	1.052	3.250		4.302	0.039	0.048		0.087	1.98%	
416.12	Serthi Gewog, Samdup Jongkhar	1.261	4.390		5.651	1.259	4.390		5.649	0.002			0.002	0.04%	
417.02	Bartsham Gewog, Tashigang	1.248	4.109		5.357	1.248	4.094		5.342		0.015		0.015	0.28%	
417.03	Bidung Gewog, Tashigang	1.248	4.338		5.586	1.248	4.332		5.580		0.006		0.006	0.11%	
417.04	Kanglung Gewog, Tashigang	1.248	7.467		8.715	1.243	7.441		8.684	0.005	0.026		0.031	0.36%	
417.05	Kangpara Gewog, Tashigang	1.248	6.115		7.363	1.246	6.099		7.345	0.002	0.016		0.018	0.24%	
417.06	Khaling Gewog, Tashigang	1.333	4.598		5.931	1.332	4.597		5.929	0.001	0.001		0.002	0.03%	
417.07	Lumang Gewog, Tashigang	1.338	7.448		8.786	1.338	6.510		7.848		0.938		0.938	10.68%	

AU CODE	Au Name	Revised Budget Appropriation				Actual Annual Expenditure				Amount of Variation				% VAR
		CURRENT	CAPITAL	LEN/REPAY	TOTAL	CURRENT	CAPITAL	LEN/REPAY	TOTAL	CURRENT	CAPITAL	LEN/REPAY	TOTAL	
417.08	Merag Gewog, Tashigang	1.253	5.436		6.689	1.246	5.434		6.680	0.007	0.002		0.009	0.13%
417.09	Yangnyer Gewog, Tashigang	1.246	4.310		5.556	1.244	4.308		5.552	0.002	0.002		0.004	0.07%
417.10	Phongmey Gewog, Tashigang	1.249	6.116		7.365	1.239	6.058		7.297	0.010	0.058		0.068	0.92%
417.11	Radi Gewog, Tashigang	1.248	5.218		6.466	1.248	5.209		6.457		0.009		0.009	0.14%
417.12	Sagteng Gewog, Tashigang	1.243	15.116		16.359	1.234	14.846		16.080	0.009	0.270		0.279	1.71%
417.13	Samkhar Gewog, Tashigang	1.334	4.554		5.888	1.329	4.552		5.881	0.005	0.002		0.007	0.12%
417.14	Shongphu Gewog, Tashigang	1.248	5.070		6.318	1.235	5.083		6.318	0.013	-0.013		-0.000	0.00%
417.15	Thimshing Gewog, Tashigang	1.248	5.260		6.508	1.215	5.244		6.459	0.033	0.016		0.049	0.75%
417.16	Udzorong Gewog, Tashigang	1.248	8.467		9.715	1.244	8.437		9.681	0.004	0.030		0.034	0.35%
418.02	Soe Gewog, Thimphu	0.993	3.000		3.993	0.967	2.824		3.791	0.026	0.176		0.202	5.06%
418.03	Chang Gewog, Thimphu	1.248	3.800		5.048	1.227	2.851		4.078	0.021	0.949		0.970	19.22%
418.04	Dagala Gewog, Thimphu	1.248	3.158		4.406	1.245	3.125		4.370	0.003	0.033		0.036	0.82%
418.05	Ganyey Gewog, Thimphu	1.534	2.727		4.261	1.484	2.701		4.185	0.050	0.026		0.076	1.78%
418.06	Kawang Gewog, Thimphu	1.248	3.758		5.006	1.241	3.227		4.468	0.007	0.531		0.538	10.75%
418.07	Lingzhi Gewog, Thimphu	1.164	3.474		4.638	1.133	2.701		3.834	0.031	0.773		0.804	17.34%
418.08	Mewang Gewog, Thimphu	1.248	6.930		8.178	1.241	6.450		7.691	0.007	0.480		0.487	5.96%
418.09	Naro Gewog, Thimphu	1.163	2.708		3.871	1.163	2.611		3.774		0.097		0.097	2.51%

AU CODE	Au Name	Revised Budget Appropriation						Actual Annual Expenditure						Amount of Variation			% VAR	
		CURRENT	CAPITAL	LEN/REPAY	TOTAL	CURRENT	CAPITAL	LEN/REPAY	TOTAL	CURRENT	CAPITAL	LEN/REPAY	TOTAL	CURRENT	CAPITAL	LEN/REPAY		TOTAL
419.02	Geonkhamed Gewog, Gasa	1.250	3.320		4.570	1.239	3.265		4.504	0.011	0.055		0.066				0.066	1.44%
419.03	Geonkhateod Gewog, Gasa	1.250	3.457		4.707	1.191	3.099		4.290	0.059	0.358		0.417				0.417	8.86%
419.04	Laya Gewog, Gasa	1.250	4.422		5.672	1.243	4.398		5.641	0.007	0.024		0.031				0.031	0.55%
419.05	Lunana Gewog, Gasa	1.250	5.433		6.683	1.225	4.688		5.913	0.025	0.745		0.770				0.770	11.52%
420.02	Bumdeling Gewog, Tashi Yangtse	1.255	4.610		5.865	1.248	4.586		5.834	0.007	0.024		0.031				0.031	0.53%
420.03	Jamkhar Gewog, Tashi Yangtse	1.216	3.218		4.434	1.215	3.218		4.433	0.001			0.001				0.001	0.02%
420.04	Khamdang Gewog, Tashi Yangtse	1.255	5.430		6.685	1.254	5.420		6.674	0.001	0.010		0.011				0.011	0.16%
420.05	Ramjer Gewog, Tashi Yangtse	1.255	3.085		4.340	1.254	2.934		4.188	0.001	0.151		0.152				0.152	3.50%
420.06	Teodtsho Gewog, Tashi Yangtse	1.339	4.188		5.527	1.338	4.187		5.525	0.001	0.001		0.002				0.002	0.04%
420.07	Tongmizhangtsha Gewog, Tashi Yangtse	1.255	3.861		5.116	1.252	3.833		5.085	0.003	0.028		0.031				0.031	0.61%
420.08	Yalang Gewog, Tashi Yangtse	1.255	3.290		4.545	1.255	3.289		4.544		0.001		0.001				0.001	0.02%
420.09	Yangtse Gewog, Tashi Yangtse	1.256	5.030		6.286	1.256	5.029		6.285		0.001		0.001				0.001	0.02%
Total for Gewogs		256.651	1,086.222		1,342.873	252.424	1,026.036		1,278.460	4.227	60.186		14.646				14.646	4.80%
201.01	Ministry Of Home & Cultural Affairs	1,511.756	1,064.994		2,576.750	1,482.861	658.583		2,141.444	28.895	406.411		435.306				435.306	16.89%
202.01	Ministry Of Finance	4,363.407	2,213.346	3,167.424	9,744.177	4,226.497	1,954.083	2,949.480	9,130.060	136.910	259.263	573.550	969.723				969.723	6.30%
203.01	Ministry Of Foreign Affairs	580.871	30.899		611.770	529.463	26.296		555.759	51.408	4.603		56.011				56.011	9.16%
204.01	Ministry Of Agriculture & Forests	1,851.291	1,521.046		3,372.337	1,739.289	997.912		2,737.201	112.002	523.134		635.136				635.136	18.83%
205.01	Ministry Of Economic Affairs	330.802	1,330.312		1,661.114	309.807	484.284		794.091	20.995	846.028		867.023				867.023	52.20%

AU CODE	Au Name	Revised Budget Appropriation						Actual Annual Expenditure						% VAR	
		Revised Budget Appropriation			Actual Annual Expenditure			Amount of Variation			TOTAL	LEN/REPAY	TOTAL		LEN/REPAY
		CURRENT	CAPITAL	LEN/REPAY	TOTAL	CURRENT	CAPITAL	LEN/REPAY	TOTAL	CURRENT					
206.01	Ministry Of Works & Human Settlement	507.914	4,667.654		5,175.568	497.333	3,775.760		4,273.093	10.581	891.894		902.475		17.44%
207.01	Ministry Of Information & Communications	223.696	868.139		1,091.835	218.142	699.476		917.618	5.554	168.663		174.217		15.96%
208.01	Ministry Of Health	903.384	860.491		1,763.875	843.424	683.024		1,526.448	59.960	177.467		237.427		13.46%
209.01	Ministry Of Education	825.578	1,045.646		1,871.224	783.946	1,014.719		1,798.665	41.632	30.927		72.559		3.88%
210.01	Ministry Of Labour & Human Resources	231.449	339.015		570.464	218.430	296.959		515.389	13.019	42.056		55.075		9.65%
	Total for Ministries	11,330.148	13,941.542	3,167.424	28,439.114	10,849.192	10,591.096	2,949.480	24,389.768	480.956	3,350.446	573.550	4,404.952	5318.154	11.45%
	Grand Total	21,718.864	19,637.170	3,167.424	44,523.458	21,032.048	15,443.801	2,949.480	39,425.329	686.816	4,193.369	573.550	5318.154	5318.154	11.45%

Schedule 2- EXPENDITURE SUMMARY BY OBJECT CLASS FOR FY 2014-2015			
OBC CURRENT EXPENDITURE		Nu. In million	
		2013-14	2014-15
01.01	Pay and Allowances	7,020.917	8,511.805
02.01	Other Personnel Emoluments	637.628	793.032
03.01	Medical Benefits - Incountry	0.130	0.449
03.02	Medical Benefits - Outside Bhutan	255.897	277.657
04.01	Special Allowance	63.561	62.296
04.02	Special Allowance - Kidu/Pensioners	4.963	4.527
05.01	Stipends	443.700	523.823
11.01	Travel - Incountry	1,490.362	1,689.713
11.02	Travel - Outside Bhutan	173.568	219.021
12.01	Utilities -Telephones, Telex, Fax, E-mail, Internet	147.073	171.102
12.02	Utilities -Telegram, Wireless Transmission, Postage	37.972	23.803
12.03	Utilities - Electricity, Water, Sewerage	146.405	168.192
12.05	Utilities - Fuelwood	53.568	53.189
13.01	Rental of Properties - Buildings	164.375	176.337
13.02	Rental of Properties - Vehicles	14.196	16.326
13.03	Rental of Properties - Others	0.927	2.383
13.04	Rental of Properties - Furniture, Equipment & Land	0.415	0.572
14.01	S & M - Office Supplies, Printing, Publications	266.057	293.386
14.02	S & M - Medicines & Laboratory Consumables	442.953	490.568
14.03	S & M - Fertilizers, Chemicals, Manures, Innoculants	7.972	10.196
14.04	S & M - Seeds, Seedlings	47.440	63.076
14.05	S & M - Animal Feeds	72.858	71.413
14.06	S & M - Uniforms, Extension Kits, Linens	111.287	237.211
14.07	S & M - Text Books, Library Books, Stationeries & Sports Item	216.462	213.104
14.09	S & M - Patient Diet	21.637	22.489
14.10	S & M - Diet	117.917	127.921
15.01	Maintenance of Property - Buildings	126.061	126.057
15.02	Maintenance of Property - Vehicles	366.753	369.335
15.03	Maintenance of Property - Roads	193.838	200.677
15.04	Maintenance of Property - Bridges	6.247	6.229
15.05	Maintenance of Property - Equipment	95.735	102.769
15.06	Maintenance of Property - Plantations	20.398	23.044
15.07	Maintenance of Property - Computers	14.751	18.016
15.09	Maintenance of Property - Water supply, Sewerage, Playfield	7.614	5.198
17.01	Op. Exp. - Advertising	45.214	36.603

Schedule 2- EXPENDITURE SUMMARY BY OBJECT CLASS FOR FY 2014-2015			
OBC CURRENT EXPENDITURE		Nu. In million	
		2013-14	2014-15
17.02	Op. Exp. - Taxes, Duties, Royalties, Handling Charges, Bank Charges	37.763	39.934
17.03	Op. Exp. - Transportation	65.642	70.708
17.04	Op. Exp. - Energy/Propulsion Charges	0.663	0.027
17.06	Op. Exp. - Items for Processing/Manufacturing	3.791	10.349
17.08	Op. Exp. - Incountry Meetings and Celebrations	357.677	471.091
17.09	Op. Exp. - Survey/Census	80.383	135.513
18.01	Hospitality & Entertainment	118.520	119.243
19.01	Write Off - Stocks, Loss of Cash/Goods	0.003	0.000
21.01	Current Grants - Individuals/Non-profit Orgs.	930.837	1,487.381
21.02	Current Grants - Sungchop	209.316	212.968
21.03	Current Grants - Rural Life Insurance Scheme	50.289	50.487
22.01	Current Grants - Financial Institutions	4.113	0.034
22.02	Current Grants - Non-Financial Institutions	195.701	191.094
24.01	Subscriptions to International Organisation	118.986	58.672
24.02	Contributions - Others		0.002
24.03	Contributions - Provident Fund	549.213	671.638
25.01	Retirement Benefits	290.356	376.444
26.01	General Provisions	0.560	0.000
31.01	Interest Payment - Internal	153.376	45.084
31.02	Interest Payment - External	1,937.111	1,979.856
	Total of CURRENT EXPENDITURE	17,941.151	21,032.044
	CAPITAL EXPENDITURE		
41.01	Acquisition of Immovable Property - Land	26.096	129.612
41.02	Acquisition of Immovable Property - Buildings	4.347	12.712
45.01	Training - Human Resource Development	867.166	888.952
45.02	Training - Others	617.188	868.759
51.01	Exp. on Structure - Buildings	2,900.735	3,806.811
51.02	Exp. on Structure - Roads (incl.culverts,drns)	3,724.356	3,821.839
51.03	Exp. on Structure - Bridges	394.658	362.532
51.04	Exp. on Structure - Irrigation Channels	279.616	180.395
51.05	Exp. on Structure - Drainage Systems	39.326	17.897
51.06	Exp. on Structure - Water Supply & Sanitation	443.326	421.561
51.07	Exp. on Structure - Plantations	85.012	106.192
51.08	Exp. on Structure - Others	1,075.695	775.047
52.01	Plant & Equipt. - Roads	50.985	21.822

Schedule 2- EXPENDITURE SUMMARY BY OBJECT CLASS FOR FY 2014-2015			
OBC CURRENT EXPENDITURE		Nu. In million	
		2013-14	2014-15
52.02	Plant & Equipt. - Power Generation	29.473	44.729
52.03	Plant & Equipt. - Power Trans. & Dist.	28.279	7.055
52.04	Plant & Equipt. - Telecommunications	42.359	59.168
52.05	Plant & Equipt. - Agricultural Machineries	76.024	125.209
52.06	Plant & Equipt. - Livestock	71.785	81.260
52.07	Plant & Equipt. - Hospital/Lab. Equipment	173.319	217.980
52.08	Plant & Equipt. - General Tools, Instruments	582.062	529.853
53.01	Purchase of Vehicles	66.577	205.038
54.01	Furniture	153.857	129.146
54.02	Office Equipment	162.801	112.842
54.03	Computers & Peripherals	143.723	105.050
55.01	Professional Services	630.149	701.699
56.01	General Provisions	0.258	0.000
61.01	Capital Grants - Individuals/Non-Profit Orgs.	891.649	1,051.498
61.03	Capital Grants- Revolving funds	1.348	216.994
62.01	Capital Grants - Financial Institutions	84.937	49.699
62.02	Capital Grants - Non-Financial Institutions	681.799	171.177
63.01	Acquisition of Equities/Shares	239.848	221.275
63.02	Acquisition of Debt Instruments	2,100.000	0.000
	Total of CAPITAL EXPENDITURE	16,668.752	15,443.805

SCHEDULE 3: SCHEDULE OF INTERNATIONAL ASSISTANCE (GRANT) RECEIVED BY DONOR DURING THE FY 2014-15							
DONOR	SPENDING AGENCY	DEPARTMENT	FI CODE	PROJECT NAME	IN-CASH	IN-KIND	TOTAL
ADB	ROYAL AUDIT AUTHORITY	SECRETARIAT	2769	Strengthening Audit Resource Management (TA-7723)		563,315,640	563,315,640
	NATIONAL ENVIRONMENTAL COMMISSION	SECRETARIAT	4104	Adapting to Climate Change through Integrated Water Resources Mgmt (TA 8623)		17,505,762,600	17,505,762,600
	NATIONAL COMMISSION FOR WOMEN & CHILDREN	SECRETARIAT	2715	Advancing Economic Opportunities of Women And Girls(JFPR-9155)	9,470,439,040		9,470,439,040
	MINISTRY OF FINANCE	SECRETARIAT	3024	“Enhancing Development Management for Sustainable and Inclusive Growth(TA 8229)”		19,668,344,640	19,668,344,640
		DEPARTMENT OF REVENUE & CUSTOMS	2907	TA for Strengthening Public Management (TA 7724)		5,189,609,930	5,189,609,930
			2908	Developing a Revenue Administration Management Information System (TA 7881)		3,738,273,360	3,738,273,360
			3026	“Supporting Participation in the South Asia Subregional Economic Cooperation Trade Facilitation Program(TA 8437)”		8,042,074,560	8,042,074,560
			3078	TA for SASEC Transport, Trade Facilitation and Logistics Project (TA No. 8708)		2,769,923,030	2,769,923,030
		DEPARTMENT OF PUBLIC ACCOUNTS	2666	Rural Renewable Energy Development Project	47,291,735,560		47,291,735,560
			2414	Green Power Development Project (RE-IV)	4,039,761,710		4,039,761,710
			2666	Rural Renewable Energy Development Project		59,024,440,290	59,024,440,290
			2906	TA for Capital Market Development (TA 8280)		39,278,245,930	39,278,245,930
			2910	Strengthening RMA's Regulatory Capacity for Nonbank Financial Institutions (TA 8076)		218,050,740	218,050,740
	MINISTRY OF AGRICULTURE & FORESTS	DEPARTMENT OF AGRICULTURE	4104	Adapting to Climate Change through Integrated Water Resources Mgmt (TA 8623)		8,876,677,720	8,876,677,720
		BHUTAN AGRICULTURE & FOOD REGULATORY AUTHORITY	2930	R-PATA 8029 Improving Agricultural & Rural Statistics for Food Security	587,824,040		587,824,040
	MINISTRY OF ECONOMIC AFFAIRS	DEPARTMENT OF TRADE	3078	TA for SASEC Transport, Trade Facilitation and Logistics Project (TA No. 8708)		2,484,121,560	2,484,121,560
	DEPARTMENT OF HYDRO POWER AND POWER SYSTEM	2844	Green Power Development Project II (TA No - 7887)		36,741,394,750	36,741,394,750	

SCHEDULE 3: SCHEDULE OF INTERNATIONAL ASSISTANCE (GRANT) RECEIVED BY DONOR DURING THE FY 2014-15							
DONOR	SPENDING AGENCY	DEPARTMENT	FI CODE	PROJECT NAME	IN-CASH	IN-KIND	TOTAL
ADB		DEPARTMENT OF RENEWABLE ENERGY	2732	Improving Gender-Inclusive Access to Clean & Renewable Energy in Bhutan, Nepal & Sri Lanka(JFPR 9158)	10,199,369,070		10,199,369,070
			2666	Rural Renewable Energy Development Project	892,500,000		892,500,000
			3027	"Promoting Clean Energy Development in Bhutan(TA 8630)"		72,371,995.390	72,371,995.390
		MINISTRY OF WORKS & HUMAN SETTLEMENT	2632	Road Network Project (RNP) II	10,000,000,000		10,000,000,000
			2632	Road Network Project (RNP) II		226,759,487.580	226,759,487.580
			3078	TA for SASEC Transport, Trade Facilitation and Logistics Project (TA No. 8708)		2,484,121.560	2,484,121.560
			2632	Road Network Project (RNP) II	554,128,493.330		554,128,493.330
		DEPARTMENT OF ENGINEERING SERVICES	4101	Improved Urban Environmental Infrastructure Project (TA 8551)		6,925,157.400	6,925,157.400
		MINISTRY OF INFORMATION & COMMUNICATIONS	2544	SASEC Information Highway Project	8,700,000,000		8,700,000,000
			2816	Air Transport Connectivity Enhancement Project	75,572,152.570		75,572,152.570
			2909	Strengthening Air Transport Regulatory & Operational Performance (TA 7945)		1,145,982.140	1,145,982.140
		DEPARTMENT OF INFORMATION TECHNOLOGY & TELECOM	2544	SASEC Information Highway Project		44,930,898.110	44,930,898.110
			2816	Air Transport Connectivity Enhancement Project	1,962,694,000		1,962,694,000
		MINISTRY OF HEALTH	3025	"Piloting the Design of e-Services Delivery Platform in Health Services(TA 8418)"		491,881.100	491,881.100
		MINISTRY OF EDUCATION	2649	Upgrading Schools & Integrated Disaster Education Project (UPSIDE-JFPR 9149)	636,043,020		636,043,020
		MINISTRY OF LABOUR & HUMAN RESOURCES	2715	Advancing Economic Opportunities of Women And Girls(JFPR-9155)	-9,906,890		-9,906,890
		DEPARTMENT OF HUMAN RESOURCES	4105	Institutional Strengthening for Skills Development (TA 8712)		1,522,132.200	1,522,132.200
			Total ADB		723,471,105,450	560,731,890,230	1,284,202,995,680

SCHEDULE 3: SCHEDULE OF INTERNATIONAL ASSISTANCE (GRANT) RECEIVED BY DONOR DURING THE FY 2014-15							
DONOR	SPENDING AGENCY	DEPARTMENT	FI CODE	PROJECT NAME	IN-CASH	IN-KIND	TOTAL
ADHOC	GROSS NATIONAL HAPPINESS COMMISSION	SECRETARIAT	1650	Adhoc Assistance for Individual Donors	1,859,100,000		1,859,100,000
	NATIONAL ENVIRONMENT COMMISSION	SECRETARIAT	1650	Adhoc Assistance for Individual Donors	300,000,000		300,000,000
	MINISTRY OF AGRICULTURE & FORESTS	DEPARTMENT OF AGRICULTURE	1650	Adhoc Assistance for Individual Donors	600,113,000		600,113,000
		BHUTAN AGRICULTURE & FOOD REGULATORY AUTHORITY	1650	Adhoc Assistance for Individual Donors	909,424,260		909,424,260
		MINISTRY OF WORKS & HUMAN SETTLEMENT	1650	Adhoc Assistance for Individual Donors	693,631,400		693,631,400
		MINISTRY OF INFORMATION & COMMUNICATIONS	1650	Adhoc Assistance for Individual Donors	305,967,760		305,967,760
		DZONGKHAG ADMINISTRATION, SARPANG	1650	Adhoc Assistance for Individual Donors	6,892,559,730		6,892,559,730
			1650	Adhoc Assistance for Individual Donors	1,544,000,000		1,544,000,000
				Total ADHOC	13,104,796,150		13,104,796,150
	AUSTRALIAN HF	MINISTRY OF HEALTH	SECRETARIAT	2886	CSO RENEW responsible for execution of the scholarship program in Bhutan	924,229,800	
	NATIONAL ASSEMBLY OF BHUTAN	SECRETARIAT	3072	Total AUSTRALIAN HF Exchange Programme between Austrian and Bhutanese Parliamentarians	924,229,800		924,229,800
	ROYAL CIVIL SERVICE COMMISSION	SECRETARIAT	4033	Institutionalization of new Performance Management System (PMS) and Leadership Development Program	348,300,000		348,300,000
	ROYAL AUDIT AUTHORITY	SECRETARIAT	2861	Capacity Development of the Royal Audit Authority	13,875,000,000		13,875,000,000
AUSTRIAN	NATIONAL ENVIRONMENT COMMISSION		4010	Study on Minimum Environmental Flow for Hydropower Projects in Bhutan	4,555,426,000		4,555,426,000
	ROYAL UNIVERSITY OF BHUTAN	SECRETARIAT	4059	Conference and Exhibition on Climate	643,500,000		643,500,000
			4008	Empowering Women in Leadership and Governance Journey in Bhutan	575,128,320		575,128,320
	TOURISM COUNCIL OF BHUTAN	SECRETARIAT	3032	RITH Program Concept and Development Workshop	437,602,000		437,602,000
					110,581,650		110,581,650

SCHEDULE 3: SCHEDULE OF INTERNATIONAL ASSISTANCE (GRANT) RECEIVED BY DONOR DURING THE FY 2014-15							
DONOR	SPENDING AGENCY	DEPARTMENT	FI CODE	PROJECT NAME	IN-CASH	IN-KIND	TOTAL
AUSTRIAN	MINISTRY OF HOME & CULTURAL AFFAIRS	DEPARTMENT OF DISASTER MANAGEMENT	4011	Development of Circuit Tourism Development Plan	4,605,384,030		4,605,384,030
			2517	Aila Re-Construction	328,151,460		328,151,460
	MINISTRY OF AGRICULTURE & FORESTS	DEPARTMENT OF PUBLIC ACCOUNTS	2928	HAA Organic Vegetable Farming Support Initiative	2,463,415,200		2,463,415,200
			2924	Climate Change Adaptation Potentials of Forests in Bhutan-building human capacities and knowledge base project (BC-Cap)	2,626,500,000		2,626,500,000
			3073	Strengthening Economic Cooperation between Bhutan and Austria	363,780,000		363,780,000
AUSTRLIA	MINISTRY OF AGRICULTURE & FORESTS	DEPARTMENT OF AGRICULTURE	2142	Total AUSTRIAN Improving Mandarin Production in Bhutan & Australia	30,932,768,660		30,932,768,660
			3009	Total AUSTRALIA Improving Nutrition through Agricultural Diversification	1,580,302,800		1,580,302,800
AVRDC	MINISTRY OF AGRICULTURE & FORESTS	DEPARTMENT OF AGRICULTURE	3009	Total AVRDC Adaptive Reuse of the Wangduechoeling Palace	4,043,000,000		4,043,000,000
BF	MINISTRY OF HOME & CULTURAL AFFAIRS	DEPARTMENT OF CULTURE	2894	Adaptive Reuse of the Wangduechoeling Palace	616,738,000		616,738,000
			2418	bhutan foundation	1,220,620,000		1,220,620,000
BFH	MINISTRY OF HEALTH	DEPARTMENT OF PUBLIC HEALTH	3004	Total BF Oral Health Program	1,837,358,000		1,837,358,000
				Total BFH	300,394,020		300,394,020
BHTF	JIGME DORJI WANG-CHUCK NATIONAL REFERRAL HOSPITAL	MINISTRY OF HEALTH	1289	Bhutan Health Trust Fund	65,000,000,000		65,000,000,000
			1289	Bhutan Health Trust Fund	5,854,350,000		5,854,350,000
			1289	Bhutan Health Trust Fund	106,751,001,000		106,751,001,000
BI	MINISTRY OF AGRICULTURE & FORESTS	DEPARTMENT OF AGRICULTURE		Total BHTF	177,605,351,000		177,605,351,000
			2825	Establishment of National Mechanism for implementation of ITPGRE	560,340,000		560,340,000
			2825	Establishment of National Mechanism for implementation of ITPGRE	579,279,740		579,279,740
				Total BI	1,139,619,740		1,139,619,740

SCHEDULE 3: SCHEDULE OF INTERNATIONAL ASSISTANCE (GRANT) RECEIVED BY DONOR DURING THE FY 2014-15							
DONOR	SPENDING AGENCY	DEPARTMENT	FI CODE	PROJECT NAME	IN-CASH	IN-KIND	TOTAL
BTFC	NATIONAL ENVIRONMENTAL COMMISSION	SECRETARIAT	2848	Water Resource Inventory to Assess Availability of Water for Various Uses	-57,448,870		-57,448,870
	MINISTRY OF AGRICULTURE & FORESTS	SECRETARIAT	2788	Linking Tourism Biodiversity Conservation and Cultural Preservation through Eco-Campsite Development	-497,308,000		-497,308,000
			4031	Establishment of a knowledge base for invertebrates in Bhutan	2,217,000,000		2,217,000,000
		DEPARTMENT OF AGRICULTURE	4031	Establishment of a knowledge base for invertebrates in Bhutan	750,000,000		750,000,000
			4045	Biodiversity Conservation and Sustainable use in HANAS of Bhutan	1,640,000,000		1,640,000,000
			2884	National Forest Inventory (NFI) Data Collection from the Western Region	55,000,000		55,000,000
			3003	Development of Biomass Equations to estimate Biomass for assessing National Carbon Stock of Bhutan	1,118,376,000		1,118,376,000
			2912	Examine the dietary pattern of Asiatic elephants in co-relation to crop raiding in the sub-tropical regions of Bhutan	630,000,000		630,000,000
		DEPARTMENT OF LIVESTOCK	2918	Securing rangeland soil carbon through community yak herding within the Thrumshingla National Park	2,576,000,000		2,576,000,000
			2884	National Forest Inventory (NFI) Data Collection from the Western Region	1,100,000,000		1,100,000,000
			2873	Study on Species Composition & Distribution of Fish in Bhutan's Three Major Basins	4,120,000,000		4,120,000,000
		DEPARTMENT OF FOREST	2873	Study on Species Composition & Distribution of Fish in Bhutan's Three Major Basins	461,135,000		461,135,000
			4043	Embracing Interior Zoning Paradigm for Scientific Wildlife Management Interventions in Thrumshingla National Park	4,567,500,000		4,567,500,000
			2885	Natural Resource Management in the High-lands for Sustainable Livelihood and Green Economy (Laya & Sephu Gewog)	4,760,500,000		4,760,500,000
			2887	Bhutan's national animal Takin migration	813,500,000		813,500,000
			2905	Conservation of Native Tree Species through Nursery Development at Samtenling Palace Area	2,695,843,900		2,695,843,900
			4005	"Sustainable Management of Resources inside JDNP through participations of communities and other Key stakeholders"	8,730,000,000		8,730,000,000

SCHEDULE 3: SCHEDULE OF INTERNATIONAL ASSISTANCE (GRANT) RECEIVED BY DONOR DURING THE FY 2014-15								
DONOR	SPENDING AGENCY	DEPARTMENT	FI CODE	PROJECT NAME	IN-CASH	IN-KIND	TOTAL	
BT FEC			4006	"Enhance Park Biodiversity database for informed decision making towards park community livelihood, WCP, Bumthang"	3,230,000.000		3,230,000.000	
			4007	"Integrated Community based Eco-Tourism Program in Khoma Gewog, Bumdelling Wildlife Sanctuary, T/Yangtse"	4,551,000.000		4,551,000.000	
			4030	Revision of the Conservation Management Plan for Sakteng Wildlife Sanctuary, Phongmey Trashigang	7,192,000.000		7,192,000.000	
			2918	Securing rangeland soil carbon through community yak herding within the Thrumshingla National Park	839,000.000		839,000.000	
			2922	Integrating Payment for Environmental Services (PES) and REDD+ in Bhutan	2,575,000.000		2,575,000.000	
			2986	Strengthening Resource Monitoring, Patroling & Service Delivery of Jigme Dorji National Park	2,940,000.000		2,940,000.000	
			2987	Improve Management Efficiency of Bumdelling Wildlife Sanctuary through Integrated & Participatory Approach	4,341,120.000		4,341,120.000	
			2988	Enhance Efficiency and Initiate Sustainability of Wangchuk Centennial Park	11,995,000.000		11,995,000.000	
			2989	Reviving Degraded Rangelands in the Northern Frontier through SLM technologies involving Yak Herding Communities	7,095,560.000		7,095,560.000	
			2997	Implementation of the Conservation Management Plan of Jigme Khesar Strict Nature Reserve (JKSNR)	6,643,550.000		6,643,550.000	
		MINISTRY OF ECO-NOMIC AFFAIRS	DEPARTMENT OF RENEWABLE ENERGY	2743	Improved Fuelwood Cook Stove	1,779,305.000		1,779,305.000
		DZONGKHAG ADMINISTRATION, SARPANG	CIVIL	4046	Integrated Water Resources Management in Khatay & Khamae Chewogs under Jigmecholing Gewog, Sarpang Dzongkhag	250,779.000		250,779.000
		DZONGKHAG ADMINISTRATION, ZHEM-GANG	CIVIL	4063	Conservation of Buli Tsho at Buli Village, Nangkor Gewog	410,000.000		410,000.000
					Total BT FEC	89,522,412.030		89,522,412.030

SCHEDULE 3: SCHEDULE OF INTERNATIONAL ASSISTANCE (GRANT) RECEIVED BY DONOR DURING THE FY 2014-15							
DONOR	SPENDING AGENCY	DEPARTMENT	FI CODE	PROJECT NAME	IN-CASH	IN-KIND	TOTAL
CDC, USA	MINISTRY OF HEALTH	SECRETARIAT	2946	Avian and pandemic influenza preparedness and response	10,433,965.360		10,433,965.360
		DEPARTMENT OF PUBLIC HEALTH	2946	Avian and pandemic influenza preparedness and response	3,154,820.460		3,154,820.460
CKU	MINISTRY OF HOME & CULTURAL AFFAIRS	DEPARTMENT OF CULTURE	4044	Total CDC USA NATURAL HISTORY GALLERY, PHASE II	13,588,785.820 946,882.920		13,588,785.820 946,882.920
				Total CKU	946,882.920		946,882.920
DANIDA	ELECTION COMMISSION OF BHUTAN	SECRETARIAT	4041	Bhutan Democracy Dialogue (BDD)	4,614,852.470		4,614,852.470
	NATIONAL LAND COMMISSION	SECRETARIAT	2211	Support to National Land Commission	-637,603.250		-637,603.250
	GROSS NATIONAL HAPPINESS COMMISSION	SECRETARIAT	2761	Support to Developing Research Capacity under TSP (RED GNHC)	8,193,482.000		8,193,482.000
	ROYAL UNIVERSITY OF BHUTAN	SECRETARIAT	2812	Transition Support Program (TSP): RUB	6,620,574.000		6,620,574.000
	NATIONAL STATISTICS BUREAU	SECRETARIAT	2759	Support to Developing Environmental Statistical & Accounting capacity under TSP (NSB)	5,546,911.000		5,546,911.000
	MINISTRY OF HOME & CULTURAL AFFAIRS		2831	Integration of Biometric Feature into the existing Immigration Information and Monitoring System (IIMS)	-688,221.950		-688,221.950
		DEPARTMENT OF CULTURE	2835	Support to Danish - Bhutanese Museum Partnerships (TSP)	-45,007.060		-45,007.060
		DEPARTMENT OF LOCAL GOVERNANCE	2940	Budget Support under Local Governance Sustainable Development Programme (LGSDP, DLG)	66,349,704.000		66,349,704.000
			2941	Capacity Development Support under Local Governance Sustainable Development Programme (LGSDP, DLG)	12,418,922.000		12,418,922.000
		MINISTRY OF FOREIGN AFFAIRS	SECRETARIAT	2653	Strengthening of Ministry of Foreign Affairs (Phase II)	-16,883.290	
	MINISTRY OF AGRICULTURE & FORESTS	SECRETARIAT	2748	Climate Summit for a Living Hamalayas	-475,306.960		-475,306.960
	MINISTRY OF WORKS & HUMAN SETTLEMENT	SECRETARIAT	2827	Sustainable Environment Support Programme, MoWHS	-19,433.950		-19,433.950
	MINISTRY OF EDUCATION	SECRETARIAT	2813	SSPS Comp 3-HR Consultant (MoE)	-1,096,266.560		-1,096,266.560
				Total DANIDA	100,765,722.450		100,765,722.450

SCHEDULE 3: SCHEDULE OF INTERNATIONAL ASSISTANCE (GRANT) RECEIVED BY DONOR DURING THE FY 2014-15							
DONOR	SPENDING AGENCY	DEPARTMENT	FI CODE	PROJECT NAME	IN-CASH	IN-KIND	TOTAL
Dante-UK	MINISTRY OF INFORMATION & COMMUNICATIONS	SECRETARIAT	2532	Advanced Network Technology to Europe	263,118,400		263,118,400
		DEPARTMENT OF INFORMATION TECHNOLOGY & TELECOM	2532	Advanced Network Technology to Europe	722,600,880		722,600,880
	MINISTRY OF HOME & CULTURAL AFFAIRS	DEPARTMENT OF CULTURE	2678	Total Dante-UK Accommodation for Artiste of the Royal Academy for Performing Arts	985,719,280		985,719,280
		SECRETARIAT	4087	Total Denmark - LOD Printing of the second issue of the Legislative Journal of the National Assembly Total DIPD	-1,745,013,580 185,957,790 185,957,790		-1,745,013,580 185,957,790 185,957,790
EIS	MINISTRY OF ECONOMIC AFFAIRS		2595	Enhance integrated Framework Total EIS	9,253,500,000 9,253,500,000		9,253,500,000 9,253,500,000
EU	THROMDEYS	THIMPHU THROMDEY	2630	DReAMS	315,719,580		315,719,580
	MINISTRY OF AGRICULTURE & FORESTS	DEPARTMENT OF AGRICULTURE	4066	Technical Cooperation Project in Support of Renewal Natural Resources Sector Total EU	2,944,024,900 3,259,744,480		2,944,024,900 3,259,744,480
	NATIONAL ENVIRONMENT COMMISSION	SECRETARIAT	2838	Low Emission Capacity Building Program	11,602,907,950		11,602,907,950
	THROMDEYS	THIMPHU THROMDEY	2838	Low Emission Capacity Building Program	650,000,000		650,000,000
EURCO	MINISTRY OF AGRICULTURE & FORESTS	PHUENTSHOLING THROMDEY	2809	SUNYA - Towards Zero Waste in South Asia Project	1,759,280,710		1,759,280,710
		DEPARTMENT OF AGRICULTURE	2705	Renewable Natural Resources Sector Programme (RNRSP)	212,217,500,000		212,217,500,000
	MINISTRY OF INFORMATION & COMMUNICATIONS	DEPARTMENT OF INFORMATION & MEDIA	2838	Climate Change Adaptation in the Renewable Natural Resources Sector Low Emission Capacity Building Program Total EURCO	57,496,000,000 91,100,000 283,816,788,660		57,496,000,000 91,100,000 283,816,788,660
FAO	MINISTRY OF AGRICULTURE & FORESTS	DEPARTMENT OF AGRICULTURE	2817	Strengthening national capacities to implement the International Treaty on Plant Genetic Resources for Food & Agri. in Bhutan Capacity Development for Policy Impact Studies	793,714,020		793,714,020
			4037		1,798,760,000		1,798,760,000

SCHEDULE 3: SCHEDULE OF INTERNATIONAL ASSISTANCE (GRANT) RECEIVED BY DONOR DURING THE FY 2014-15							
DONOR	SPENDING AGENCY	DEPARTMENT	FI CODE	PROJECT NAME	IN-CASH	IN-KIND	TOTAL
FAO		DEPARTMENT OF LIVESTOCK	2944	Emergency Assist. for Surveillance of Influenza A (H7N9) virus in poultry & animal population in South East Asia and SA Region	3,518,545,000		3,518,545,000
		DEPARTMENT OF FOREST	2995	Strengthening the role of Communities in Climate Change Mitigation through Participatory Forest Management in Bhutan	2,159,730,000		2,159,730,000
			2853	Formulation of National REDD + Strategy	4,902,300,000		4,902,300,000
			2875	Enhancing understanding and implementation of the International Treaty on Plant Genetic Resources for Food & Agriculture in Asia	1,353,660,000		1,353,660,000
		BHUTAN AGRICULTURE & FOOD REGULATORY AUTHORITY	2998	Development of Standards and Scheme for Good Agriculture Practices (GAP) Implementation & Certification in countries of SAARC	804,480,000		804,480,000
GAVI				Total FAO	15,331,189,020		15,331,189,020
		KHESAR GYALPO UNIVERSITY OF MEDICAL SCIENCES OF BHUTAN	2296	health system strengthening	876,000,000		876,000,000
		MINISTRY OF HEALTH	2296	health system strengthening	5,160,000,000		5,160,000,000
		MINISTRY OF AGRICULTURE & FORESTS	2916	NAP Alignment and UNCCD Reporting 2012 Project	6,036,000,000		6,036,000,000
			2594	Implementation of BIO Safety Framework Implemented by BAFRA	-455,748,500		-455,748,500
GEF		BHUTAN AGRICULTURE & FOOD REGULATORY AUTHORITY	2594	Implementation of BIO Safety Framework Implemented by BAFRA	214,310,250		214,310,250
			2594	Implementation of BIO Safety Framework Implemented by BAFRA	6,030,312,200		6,030,312,200
		MINISTRY OF HEALTH	2342	Total GEF	5,788,873,950		5,788,873,950
			2166	Strengthening Malaria Prevention and Control in Bhutan	12,182,979,870		12,182,979,870
			2166	Strengthening Quality TB Control in Bhutan	1,752,122,290		1,752,122,290
GFATM		DEPARTMENT OF PUBLIC HEALTH	2166	Strengthening Quality TB Control in Bhutan	440,172,260		440,172,260
		DEPARTMENT OF MEDICAL SUPPLY AND HEALTH INFRASTRUCTURE	2771	To reduce the impact of HIV on MSM populations in South Asia	1,201,470,400		1,201,470,400

SCHEDULE 3: SCHEDULE OF INTERNATIONAL ASSISTANCE (GRANT) RECEIVED BY DONOR DURING THE FY 2014-15						
DONOR	SPENDING AGENCY	DEPARTMENT	FI CODE	PROJECT NAME	IN-CASH	TOTAL
				Total GFATM	15,576,744.820	15,576,744.820
	COUNCIL FOR RELIGIOUS AFFAIRS	SECRETARIAT	2274	Expansion of Tango Buddhist College	45,280,000.000	45,280,000.000
	JUDICIARY	SECRETARIAT	2272	Construction of Supreme Court	60,032,842.520	60,032,842.520
			1626	Infrastructure Development	-60,032,842.520	-60,032,842.520
	ROYAL CIVIL SERVICE COMMISSION	SECRETARIAT	2256	Post Graduate Scholarship, (HRD)	80,924.000	80,924.000
	ELECTION COMMISSION OF BHUTAN	SECRETARIAT	2635	Nehru-Wangchuk Scholarship	15,373,040.000	15,373,040.000
	ROYAL AUDIT AUTHORITY	SECRETARIAT	2277	Strengthening of Office for Election Commission	104,000,000.000	104,000,000.000
	ROYAL UNIVERSITY OF BHUTAN	SECRETARIAT	2276	Strengthening Royal Audit Authority	15,000,000.000	15,000,000.000
		SECRETARIAT	2250	Infrastructure for ILCS	5,817,000.000	5,817,000.000
	MINISTRY OF ECONOMIC AFFAIRS		1779	Sherubse College Lectures - Colombo Plan (8th Plan Spillover)	1,505,969.000	1,505,969.000
		DEPARTMENT OF ENERGY	0212	Hydrometeorological Services for GOI	4,859,000.000	4,859,000.000
		DEPARTMENT OF HYDRO-MET SERVICES	0212	Hydrometeorological Services for GOI	10,407,233.000	10,407,233.000
	MINISTRY OF WORKS & HUMAN SETTLEMENT	DEPARTMENT OF ROADS	2257	Gyelposhing - Nanglam Road	138,600,000.000	138,600,000.000
			2258	Gomphu-Panbang Road	105,000,000.000	105,000,000.000
	MINISTRY OF INFORMATION & COMMUNICATIONS	SECRETARIAT	2564	Total Solution Project	97,000,000.000	97,000,000.000
		DEPARTMENT OF INFORMATION TECHNOLOGY & TELECOM	2564	Total Solution Project	33,000,000.000	33,000,000.000
	MINISTRY OF HEALTH	DEPARTMENT OF PUBLIC HEALTH	2249	Reconstruction of Samtse Hospital (40 beds)	-8,851,000.000	-8,851,000.000
			2246	Construction of Public Health Laboratory	-25,500,000.000	-25,500,000.000
		DEPARTMENT OF MEDICAL SUPPLY AND HEALTH INFRASTRUCTURE	2246	Construction of Public Health Laboratory	177,000,000.000	177,000,000.000
GOI						

SCHEDULE 3: SCHEDULE OF INTERNATIONAL ASSISTANCE (GRANT) RECEIVED BY DONOR DURING THE FY 2014-15						
DONOR	SPENDING AGENCY	DEPARTMENT	FI CODE	PROJECT NAME	IN-CASH	TOTAL
GOI	MINISTRY OF EDUCATION	DEPARTMENT OF ADULT & HIGHER EDUCATION	2252	Undergraduate Scholarships in Critical fields & areas (425 Scholarships)	15,351,000,000	15,351,000,000
	MINISTRY OF LABOUR & HUMAN RESOURCES	DEPARTMENT OF HUMAN RESOURCES	2253	Human Resource Development (Vocational Education)	96,450,000,000	96,450,000,000
GOI (O)	MINISTRY OF FINANCE	DEPARTMENT OF PUBLIC ACCOUNTS	2935	Total GOI	830,373,166,000	830,373,166,000
	ROYAL UNIVERSITY OF BHUTAN	SECRETARIAT	2462	Economic Stimulus Plan	200,000,000,000	200,000,000,000
GOI10FYP	MINISTRY OF HOME & CULTURAL AFFAIRS	SECRETARIAT	2462	Total GOI (O)	200,000,000,000	200,000,000,000
			2462	Gedu College of Business Studies	786,000,000	786,000,000
			2456	Gedu College of Business Studies	-2,687,000,000	-2,687,000,000
			2457	Sherubtse College	5,000,000,000	5,000,000,000
			2458	College of Science and Technology	5,532,000,000	5,532,000,000
			2461	Samtse College of Education	4,850,000,000	4,850,000,000
			2422	Jigme Namgyel Polytechnic, Kharbandi	-12,980,000,000	-12,980,000,000
			2426	Construction of Pema Gatsel Dzong	120,000,000,000	120,000,000,000
			2427	Construction of Dzatshang & Renovation of Dzong, Lhuentse	2,533,000,000	2,533,000,000
			2422	Construction of National Conservation Lab. Thimphu at Cultural Centre Site	10,000,000,000	10,000,000,000
MINISTRY OF FINANCE	SECRETARIAT	2361	Construction of Pema Gatsel Dzong	-10,000,000,000	-10,000,000,000	
		2361	Construction of National Conservation Lab. Thimphu at Cultural Centre Site	39,378,000,000	39,378,000,000	
MINISTRY OF WORKS & HUMAN SETTLEMENT	DEPARTMENT OF ENGINEERING SERVICES	2797	Construction of Dzatshang & Renovation of Dzong, Lhuentse	-5,610,000,000	-5,610,000,000	
		2473	Programme Grant (GOI 10th Plan)	425,000,000,000	425,000,000,000	
		2473	Programme Grant (GOI 10th Plan)	850,000,000,000	850,000,000,000	
MINISTRY OF EDUCATION	DEPARTMENT OF SCHOOL EDUCATION	2473	Programme Grant (GOI 10th Plan)	850,000,000,000	850,000,000,000	
		2473	Construction of Rafee-Khosla Bypass Road	121,473,000,000	121,473,000,000	
			2473	Phuntshothang HSS Construction, Samdrup Jongkhar	1,410,000,000	1,410,000,000

SCHEDULE 3: SCHEDULE OF INTERNATIONAL ASSISTANCE (GRANT) RECEIVED BY DONOR DURING THE FY 2014-15						
DONOR	SPENDING AGENCY	DEPARTMENT	FI CODE	PROJECT NAME	IN-CASH	TOTAL
GOI10FYP	DZONGKHAG ADMINISTRATION, LHUENTSE		2447	Tsirang Toeb MSS Construction	-1,410,000,000	-1,410,000,000
			2426	Construction of Draatshang & Renovation of Dzong, Lhuentse	-768,000,000	-768,000,000
	COUNCIL FOR RELIGIOUS AFFAIRS	SECRETARIAT	3064	Total GOI10FYP Construction of New Zhirim Lobdra at Samtse	2,402,507,000,000	2,402,507,000,000
			3065	Construction of New Zhirim Lobdra at Sarpang	22,560,000,000	22,560,000,000
			4029	Professionalising the Civil Service	38,630,000,000	38,630,000,000
			3035	Three Rows of Office Construction	45,000,000,000	45,000,000,000
			2973	HQ Office for RCSC	-10,000,000,000	-10,000,000,000
			3067	Governance Performance Management System	23,500,000,000	23,500,000,000
			4051	Automate G2C And G2B	14,870,000,000	14,870,000,000
			3063	Development of Sports Infrastructure	14,380,000,000	14,380,000,000
			4036	GOI SDP Batch II	7,435,000,000	7,435,000,000
			3068	Rural Economy Advancement Program	9,500,000,000	9,500,000,000
	GOI10FYP	ROYAL UNIVERSITY OF BHUTAN	3047	Development of Infrastructure and Teaching, JNP	11,000,000,000	11,000,000,000
			3045	Development of Infrastructure and Teaching, Institute of Language and Cultural Studies, Takse, Trongsa	16,440,000,000	16,440,000,000
			3046	Development of Infrastructure and Teaching, College Natural Resources	17,640,000,000	17,640,000,000
			2893	SDP, GOI	3,674,000,000	3,674,000,000
4036			GOI SDP Batch II	8,454,000,000	8,454,000,000	
4036			GOI SDP Batch II	7,435,000,000	7,435,000,000	
3059			Construction of Royal Institute of Law	54,450,000,000	54,450,000,000	

SCHEDULE 3: SCHEDULE OF INTERNATIONAL ASSISTANCE (GRANT) RECEIVED BY DONOR DURING THE FY 2014-15								
DONOR	SPENDING AGENCY	DEPARTMENT	FI CODE	PROJECT NAME	IN-CASH	IN-KIND	TOTAL	
GOI/IFYP	MINISTRY OF HOME & CULTURAL AFFAIRS	DEPARTMENT OF CULTURE	2949	Wangdiphodrang Dzong Reconstruction Project	30,000,000.000		30,000,000.000	
			2967	Conservation of Tashigang Dzong	30,000,000.000		30,000,000.000	
			2968	Reconstruction of Paro Ta Dzong	30,000,000.000		30,000,000.000	
			2969	Conservation of Phajoding Lhakhang	16,000,000.000		16,000,000.000	
				2970	Conservation of Casa Dzong	20,000,000.000		20,000,000.000
	MINISTRY OF FINANCE	DEPARTMENT OF PUBLIC ACCOUNTS	4036	GOI SDP Batch II	38,320,000.000			38,320,000.000
			3070	Enhancing Local Government Communication Facilities	146,620,000.000			146,620,000.000
	MINISTRY OF AGRICULTURE & FORESTS	DEPARTMENT OF AGRICULTURE	3058	Commercialization of Vegetable Production	2,000,000.000			2,000,000.000
			3056	Upscale Brown Swiss Dairy Production Farm and Establishment of a Goat production Farm	20,500,000.000			20,500,000.000
				2971	HQ Office for MOAF	-17,500,000.000		-17,500,000.000
				3057	Cereal and Vegetable Oil Seed Crop Intensification Project	8,700,000.000		8,700,000.000
				3055	Improvement of Irrigation infrastructure (II)	18,700,000.000		18,700,000.000
	MINISTRY OF ECONOMIC AFFAIRS	DEPARTMENT OF LIVESTOCK	3099	Strengthening of Bio-security System in Bhutan	13,500,000.000			13,500,000.000
			3054	Re-Location of POL Depot at Thingshipangkha	360,000.000			360,000.000
DEPARTMENT OF TRADE INDUSTRY		3049	Development of Bondeyma Industrial Parks	15,000,000.000			15,000,000.000	
		3050	Development of Jigmeling Industrial Parks	15,000,000.000			15,000,000.000	
			3051	Development of Dhamdum Industrial Parks	10,000,000.000		10,000,000.000	
			3052	Promotion and Development of Cottage and Small Industries	7,750,000.000		7,750,000.000	
MINISTRY OF WORKS & HUMAN SETTLEMENT	SECRETARIAT	3053	Promotion and Development of Indigenous Crafts Industries	31,580,000.000			31,580,000.000	
		4036	GOI SDP Batch II	6,900,000.000			6,900,000.000	
	DEPARTMENT OF ROADS	4036	GOI SDP Batch II	122,616,000.000			122,616,000.000	
		3036	Upgradation of Simtokha-Wangdue (65 kms)	135,515,000.000			135,515,000.000	
			3037	Upgradation of Wangdue-Chuserboo (82 kms)	133,570,000.000		133,570,000.000	

SCHEDULE 3: SCHEDULE OF INTERNATIONAL ASSISTANCE (GRANT) RECEIVED BY DONOR DURING THE FY 2014-15								
DONOR	SPENDING AGENCY	DEPARTMENT	FI CODE	PROJECT NAME	IN-CASH	IN-KIND	TOTAL	
GOI11FYP			3038	Upgradation of Trongsa-Chuserboo (45 kms)	59,953,000,000		59,953,000,000	
			3039	Upgradation of Trongsa-Nangar (55 kms)	76,465,000,000		76,465,000,000	
			3041	Construction of bridge over Pachu	3,020,000,000		3,020,000,000	
			3082	Dungmethang- Wabthang (27 km), Bumthang	11,060,000,000		11,060,000,000	
			3083	Cedu-Meritsemo (18 km), Chukha	7,410,000,000		7,410,000,000	
			3084	Ganglakha-Dungna (47 km), Chukha	19,350,000,000		19,350,000,000	
			3085	Gangzur-Dungkar (35 km), Lhuentse	14,410,000,000		14,410,000,000	
			3086	Thungdari (Revidrang)-Drametse (18 km), Mongar	7,410,000,000		7,410,000,000	
			3087	Zimzorog-Kengkhar (25 km), Mongar	10,290,000,000		10,290,000,000	
			3088	Kurung-Decheling (19 km), Pemagatshel	7,820,000,000		7,820,000,000	
			3089	Kherigonpa-Yelichen (35 km), Pemagatshel	14,410,000,000		14,410,000,000	
			3090	Gaylongkhar-Serthi (32 km), Samdrupjongkhar	13,170,000,000		13,170,000,000	
			3091	Kharungla-Kangpara (42 km), Trashigang	17,280,000,000		17,280,000,000	
			3092	Khengthongmani-Udzorong (25 km), Trashigang	10,290,000,000		10,290,000,000	
			3093	Chazam-Yangneer (18 km), Trashigang	7,410,000,000		7,410,000,000	
			3094	Doksum-Kamjar (19 km), Trashiyangtse	7,820,000,000		7,820,000,000	
			3095	Wangdigang-Korphu (30 km), Trongsa	12,350,000,000		12,350,000,000	
			3096	Tashidingkha-Jangchubcholing (18 km), Wangduephodrang	7,410,000,000		7,410,000,000	
			3097	Dakpai-Buli-Nimshong (78 km), Zhemgang	32,110,000,000		32,110,000,000	
			2893	SDP, GOI	216,170,800,000		216,170,800,000	
			2893	SDP, GOI	50,779,000,000		50,779,000,000	
			3042	Urban Infrastructure Development, Kanglung	3,500,000,000		3,500,000,000	
			3043	Urban Infrastructure Development, Nanglam	35,000,000,000		35,000,000,000	
			3044	Urban Infrastructure Development, Bumthang	5,000,000,000		5,000,000,000	
			3098	Urban Water Supply System (other towns)	36,130,000,000		36,130,000,000	
		MINISTRY OF INFORMATION & COMMUNICATIONS	DEPARTMENT OF ENGINEERING SERVICES	3060	Government Data Centre	1,700,000,000		1,700,000,000

SCHEDULE 3: SCHEDULE OF INTERNATIONAL ASSISTANCE (GRANT) RECEIVED BY DONOR DURING THE FY 2014-15							
DONOR	SPENDING AGENCY	DEPARTMENT	FI CODE	PROJECT NAME	IN-CASH	IN-KIND	TOTAL
GOI11FYF		DEPARTMENT OF INFORMATION & MEDIA	3061	Automate G2G	6,500,000,000		6,500,000,000
			3062	Government Intranet System	26,700,000,000		26,700,000,000
		MINISTRY OF HEALTH	2958	Construction of Hospital, Dewathang	9,000,000,000		9,000,000,000
		DEPARTMENT OF MEDICAL SERVICES	2956	Tsirang Hospital	25,500,000,000		25,500,000,000
		DEPARTMENT OF MEDICAL SUPPLY AND HEALTH INFRASTRUCTURE	3048	Construction of 150 bedded Mother and Child Hospital	20,000,000,000		20,000,000,000
		MINISTRY OF EDUCATION	2959	Vector Borne Disease Control Program	12,000,000,000		12,000,000,000
			2972	HQ Office for MOF	-17,500,000,000		-17,500,000,000
		SECRETARIAT	2972	HQ Office for MOF	13,000,000,000		13,000,000,000
		DEPARTMENT OF ADULT & HIGHER EDUCATION	2950	Undergraduate Scholarship	110,000,000,000		110,000,000,000
		DEPARTMENT OF SCHOOL EDUCATION	4028	Project Management and Monitoring	50,000,000		50,000,000
			4022	Changangkha MSS, Thimphu	14,470,000,000		14,470,000,000
			4027	GOI PTA implemented by SPBD	37,610,000,000		37,610,000,000
		MINISTRY OF LABOUR & HUMAN RESOURCES	3066	Augmentation of TTI-Declining to Power Training Institute	15,040,000,000		15,040,000,000
		DZONGKHAG ADMINISTRATION, CHHUKHA	4036	GOI SDP Batch II	5,657,000,000		5,657,000,000
			4013	"GOI PTA Schools implemented by Chhukha Dzongkhag"	31,130,000,000		31,130,000,000
			4014	Phuenstholing MSS, Chhukha	13,310,000,000		13,310,000,000
			2893	SDP, GOI	-14,535,000,000		-14,535,000,000
			4036	GOI SDP Batch II	11,495,000,000		11,495,000,000
			4016	Chundu MSS, Haa	15,340,000,000		15,340,000,000
		DZONGKHAG ADMINISTRATION, PARO	4036	GOI SDP Batch II	4,636,000,000		4,636,000,000
		4027	GOI PTA implemented by SPBD	24,260,000,000		24,260,000,000	
		4036	GOI SDP Batch II	24,036,000,000		24,036,000,000	
		2893	SDP, GOI	27,000,000,000		27,000,000,000	
		2893	SDP, GOI	-11,374,000,000		-11,374,000,000	

SCHEDULE 3: SCHEDULE OF INTERNATIONAL ASSISTANCE (GRANT) RECEIVED BY DONOR DURING THE FY 2014-15								
DONOR	SPENDING AGENCY	DEPARTMENT	FI CODE	PROJECT NAME	IN-CASH	IN-KIND	TOTAL	
GOI11FYP	DZONGKHAG ADMINISTRATION, TSIRANG	CIVIL	4027	GOI PTA implemented by SPBD	107,450,000,000		107,450,000,000	
	DZONGKHAG ADMINISTRATION, DAGANA	EDUCATION	4036	GOI SDP Batch II	10,924,000,000		10,924,000,000	
		CIVIL	4027	GOI PTA implemented by SPBD	74,220,000,000		74,220,000,000	
		EDUCATION	4036	GOI SDP Batch II	13,881,000,000		13,881,000,000	
		EDUCATION	4015	"GOI PTA Schools implemented by Dagana Dzongkhag"	34,170,000,000		34,170,000,000	
			2893	SDP, GOI	-7,972,000,000		-7,972,000,000	
		DZONGKHAG ADMINISTRATION, PUNAKHA	CIVIL	4036	GOI SDP Batch II	10,687,000,000		10,687,000,000
		DZONGKHAG ADMINISTRATION, WANGDUE PHODRANG	EDUCATION	4027	GOI PTA implemented by SPBD	39,410,000,000		39,410,000,000
			CIVIL	4036	GOI SDP Batch II	9,215,000,000		9,215,000,000
			EDUCATION	4026	"GOI PTA Schools implemented by Wangdue Dzongkhag"	42,130,000,000		42,130,000,000
				2893	SDP, GOI	-11,100,000,000		-11,100,000,000
			HEALTH	2893	SDP, GOI	11,715,000,000		11,715,000,000
		DZONGKHAG ADMINISTRATION, BUMTHANG	CIVIL	4036	GOI SDP Batch II	3,961,000,000		3,961,000,000
		DZONGKHAG ADMINISTRATION, SARPANG	EDUCATION	4012	Ura MSS, Bumthang	17,710,000,000		17,710,000,000
			CIVIL	4036	GOI SDP Batch II	13,845,000,000		13,845,000,000
			EDUCATION	4021	Sarpang HSS, Sarpang	21,010,000,000		21,010,000,000
				4027	GOI PTA implemented by SPBD	28,540,000,000		28,540,000,000
				2893	SDP, GOI	-20,049,000,000		-20,049,000,000
		DZONGKHAG ADMINISTRATION, ZHEM-GANG	CIVIL	4036	GOI SDP Batch II	7,138,000,000		7,138,000,000
			EDUCATION	4025	"GOI PTA Schools implemented by Zhemgang Dzongkhag"	35,670,000,000		35,670,000,000
	DZONGKHAG ADMINISTRATION, TONGSA	CIVIL	4036	GOI SDP Batch II	6,989,000,000		6,989,000,000	
		EDUCATION	4024	Tshangkha MISS, Trongsa	18,480,000,000		18,480,000,000	
			2893	SDP, GOI	-6,336,000,000		-6,336,000,000	
	DZONGKHAG ADMINISTRATION, LHUEN-TSE	CIVIL	4036	GOI SDP Batch II	14,226,000,000		14,226,000,000	

SCHEDULE 3: SCHEDULE OF INTERNATIONAL ASSISTANCE (GRANT) RECEIVED BY DONOR DURING THE FY 2014-15							
DONOR	SPENDING AGENCY	DEPARTMENT	FI CODE	PROJECT NAME	IN-CASH	IN-KIND	TOTAL
GOIIFYP		EDUCATION	4027	GOI PTA implemented by SPBD	22,920,000.000		22,920,000.000
			4017	Tangmachu MSS, Lhuentse	23,180,000.000		23,180,000.000
		CIVIL	4036	GOI SDP Batch II	20,699,000.000		20,699,000.000
			2893	SDP, GOI	6,750,000.000		6,750,000.000
		EDUCATION	2893	SDP, GOI	-11,571,000.000		-11,571,000.000
			4018	Drametse MSS, Mongar	15,860,000.000		15,860,000.000
			4027	GOI PTA implemented by SPBD	55,640,000.000		55,640,000.000
		URBAN DEVELOPMENT & ENGINEERING	2893	SDP, GOI	41,370,000.000		41,370,000.000
		DZONGKHAG ADMINISTRATION, PEMA GATSHEL	2893	SDP, GOI	37,500,000.000		37,500,000.000
			4036	GOI SDP Batch II	8,069,000.000		8,069,000.000
		EDUCATION	4027	GOI PTA implemented by SPBD	16,390,000.000		16,390,000.000
			4019	Yurung MSS, Pemagatshel	15,690,000.000		15,690,000.000
			2893	SDP, GOI	-12,112,000.000		-12,112,000.000
		DZONGKHAG ADMINISTRATION, SAMDRUP JONGKHAR	4036	GOI SDP Batch II	7,757,000.000		7,757,000.000
		EDUCATION	4020	Dewathang PS, S/Jongkhar	16,370,000.000		16,370,000.000
			4027	GOI PTA implemented by SPBD	97,220,000.000		97,220,000.000
			2893	SDP, GOI	-10,345,000.000		-10,345,000.000
		DZONGKHAG ADMINISTRATION, TASHI-GANG	4036	GOI SDP Batch II	9,745,000.000		9,745,000.000
		EDUCATION	4027	GOI PTA implemented by SPBD	16,230,000.000		16,230,000.000
		CIVIL	2982	Conservation Of Lingzhi Dzong	-5,000,000.000		-5,000,000.000
		EDUCATION	4036	GOI SDP Batch II	413,000.000		413,000.000
		4027	GOI PTA implemented by SPBD	16,880,000.000		16,880,000.000	
	URBAN DEVELOPMENT AND ENGINEERING	2893	SDP, GOI	3,432,000.000		3,432,000.000	
	DZONGKHAG ADMINISTRATION, GASA	4036	GOI SDP Batch II	4,098,000.000		4,098,000.000	
	URBAN DEVELOPMENT AND ENGINEERING	2893	SDP, GOI	7,500,000.000		7,500,000.000	

SCHEDULE 3: SCHEDULE OF INTERNATIONAL ASSISTANCE (GRANT) RECEIVED BY DONOR DURING THE FY 2014-15						
DONOR	SPENDING AGENCY	DEPARTMENT	FI CODE	PROJECT NAME	IN-CASH	TOTAL
GOIIFYP	DZONGKHAG ADMINISTRATION, TASHI YANGTSE	CIVIL	4036	GOI SDP Batch II	6,369,000,000	6,369,000,000
			4023	Tsenkharla MSS, T/Yangtse	17,530,000,000	17,530,000,000
			2893	SDP, GOI	-8,034,000,000	-8,034,000,000
				Total GOIIFYP	3,130,165,800,000	3,130,165,800,000
HCP	MINISTRY OF HEALTH	SECRETARIAT	1934	Primary Eye Care II	2,123,490,790	2,123,490,790
			1934	Primary Eye Care II	1,902,888,800	1,902,888,800
			1934	Primary Eye Care II	1,853,750,210	1,853,750,210
				Total HCP	5,880,129,800	5,880,129,800
			2349	Support to Local Governance Project	-69,398,660	-69,398,660
			2849	Support to Local Governance (Phase II)	69,398,660	69,398,660
HELVETAS	MINISTRY OF HOME & CULTURAL AFFAIRS	DEPARTMENT OF CULTURE	2849	Support to Local Governance (Phase II)	6,000,000,000	6,000,000,000
			2793	Rural Livelihood Project Phase II	4,000,000,000	4,000,000,000
			2793	Rural Livelihood Project Phase II	18,000,000,000	18,000,000,000
			2577	Support to Rural Development Training Center Phase III	2,970,580,000	2,970,580,000
			2794	Support to Education in Rural Bhutan	-5,452,592,510	-5,452,592,510
			2897	Occupational Skill Development for the Construction Sectors in Bhutan (OSD4CS) Phase I	2,000,000,000	2,000,000,000
			2897	Occupational Skill Development for the Construction Sectors in Bhutan (OSD4CS) Phase I	5,000,000,000	5,000,000,000
HSI	MINISTRY OF AGRICULTURE & FORESTS	DEPARTMENT OF LIVESTOCK		Total HELVETAS	32,517,987,490	32,517,987,490
			2521	Dog Population and Rabies Control Project	2,945,721,120	2,945,721,120
			2521	Dog Population and Rabies Control Project Total HSI	2,945,721,120	2,930,673,490
ICIMOD	NATIONAL ENVIRONMENT COMMISSION	SECRETARIAT	4004	“Establishment of Bhutan Climate Observatory to Monitor the Atmosphere Pollutants”	7,280,400,000	7,280,400,000
				Total HSI	2,945,721,120	2,930,673,490

SCHEDULE 3: SCHEDULE OF INTERNATIONAL ASSISTANCE (GRANT) RECEIVED BY DONOR DURING THE FY 2014-15						
DONOR	SPENDING AGENCY	DEPARTMENT	FI CODE	PROJECT NAME	IN-CASH	TOTAL
ICIMOD	MINISTRY OF AGRICULTURE & FORESTS	DEPARTMENT OF AGRICULTURE	4052	HIMALICA	3,029,500,000	3,029,500,000
		DEPARTMENT OF LIVESTOCK	4053	Value Chain Analysis of Honey in Southern Bhutan	421,872,000	421,872,000
	MINISTRY OF ECONOMIC AFFAIRS	DEPARTMENT OF HYDRO-MET SERVICES	4003	Cyosphere Monitoring Program (CMP) - Bhutan	20,385,718,480	20,385,718,480
		DEPARTMENT OF AGRICULTURE & FORESTS		Total ICIMOD	31,117,490,480	31,117,490,480
IDA	MINISTRY OF AGRICULTURE & FORESTS	DEPARTMENT OF AGRICULTURE	2713	Additional Financing to the Decentralized Rural Development Project	4,258,682,470	4,258,682,470
		DEPARTMENT OF AGRICULTURE	2713	Additional Financing to the Decentralized Rural Development Project	2,700,000,000	2,700,000,000
	MINISTRY OF WORKS & HUMAN SETTLEMENT	SECRETARIAT	2860	Thimphu Strategic Cultural Heritage & Sustainable Tourism Plan & Implementation of Priority Actions	3,237,275,460	3,237,275,460
		SECRETARIAT	2860	Thimphu Strategic Cultural Heritage & Sustainable Tourism Plan & Implementation of Priority Actions	1,281,133,940	1,281,133,940
	MINISTRY OF LABOUR & HUMAN RESOURCES	DEPARTMENT OF URBAN DEVELOPMENT & ENGINEERING SERVICES	2860	Thimphu Strategic Cultural Heritage & Sustainable Tourism Plan & Implementation of Priority Actions	5,838,558,750	5,838,558,750
		DEPARTMENT OF URBAN DEVELOPMENT & ENGINEERING SERVICES	2665	Institutional Strengthening of Ministry of Labor and Human Resources	-791,824,170	-791,824,170
IFAD	MINISTRY OF AGRICULTURE & FORESTS	SECRETARIAT	2739	Bhutan Climate Summit 2011	513,513,540	513,513,540
		SECRETARIAT	2718	Market Access and Growth Intensification Project(MAGIP)	4,493,000,000	4,493,000,000
	MINISTRY OF AGRICULTURE & FORESTS	DEPARTMENT OF AGRICULTURE	2718	Market Access and Growth Intensification Project(MAGIP)	13,507,000,000	13,507,000,000
		DEPARTMENT OF AGRICULTURE	2718	Market Access and Growth Intensification Project(MAGIP)	6,990,000,000	6,990,000,000
INBAR	MINISTRY OF AGRICULTURE & FORESTS	DEPARTMENT OF FOREST	2836	Total IFAD	25,503,513,540	25,503,513,540
		DEPARTMENT OF FOREST	2836	Bamboo for Sustainable Construction and Rural Value Chain Development in Bhutan	101,599,120	101,599,120

SCHEDULE 3: SCHEDULE OF INTERNATIONAL ASSISTANCE (GRANT) RECEIVED BY DONOR DURING THE FY 2014-15						
DONOR	SPENDING AGENCY	DEPARTMENT	FI CODE	PROJECT NAME	IN-CASH	TOTAL
IUCN	MINISTRY OF AGRICULTURE & FORESTS	DEPARTMENT OF AGRICULTURE	3033	The Bhutan Red List Partnership	215,223,000	215,223,000
				Total IUCN	215,223,000	215,223,000
JAPAN	DZONGKHAG ADMINISTRATION, WANGDUE PHODRANG	URBAN DEVELOPMENT AND ENGINEERING	4061	The Project for the Construction of a Bridge in Athang Gewog, Wangduephodrang	6,702,071,300	6,702,071,300
			4060	The Project for the Renovation of Change, Environment & Development in Bhutan Irrigation Channels in Mongar Gewog, Mongar	6,850,619,320	6,850,619,320
				Total JAPAN	13,552,690,620	13,552,690,620
JICA	CENTRE FOR BHUTAN STUDIES AND GNH RESEARCH	SECRETARIAT	3074	Gross National Happiness Survey 2014-2015	18,707,618,000	18,707,618,000
KOREA	MINISTRY OF HOME & CULTURAL AFFAIRS	DEPARTMENT OF CULTURE	4001	Publication of Bhutan ICH Information Book	18,707,618,000	18,707,618,000
				Total KOREA	3,362,227,850	3,362,227,850
MHPA	MINISTRY OF HOME & CULTURAL AFFAIRS	DEPARTMENT OF DISASTER MANAGEMENT	2992	Institutional Strengthening & Setting up of GLOF Early Warning & Rainstorm Flood Forecasting in Mangdechhu & Chamkharchhu Basin	2,960,000,000	2,960,000,000
			2915	Conservation of the Endangered Golden Mahaseer (Tor puitora)	6,928,000,000	6,928,000,000
			3008	Conservation and Sustainable Management of Mangdechhu Watershed	14,090,000,000	14,090,000,000
			2871	Compensatory Afforestation along Mangdechhu Catchment	2,390,000,000	2,390,000,000
			2992	Institutional Strengthening & Setting up of GLOF Early Warning & Rainstorm Flood Forecasting in Mangdechhu & Chamkharchhu Basin	22,896,000,000	22,896,000,000
			2993	To implement various Schemes, emanating from Environment Impact Assessment/Environment Management Plan of MHPA	83,799,000,000	83,799,000,000
			2870	Freshwater Aquatic Biodiversity Assessment in Mangdechhu, Central Bhutan	300,000,000	300,000,000
			2871	Compensatory Afforestation along Mangdechhu Catchment	1,471,000,000	1,471,000,000
	Total MHPA			134,834,000,000	134,834,000,000	

SCHEDULE 3: SCHEDULE OF INTERNATIONAL ASSISTANCE (GRANT) RECEIVED BY DONOR DURING THE FY 2014-15							
DONOR	SPENDING AGENCY	DEPARTMENT	FI CODE	PROJECT NAME	IN-CASH	IN-KIND	TOTAL
MHPA				Total INBAR	101,599,120		101,599,120
MU	KHESAR GYALPO UNIVERSITY OF MEDICAL SCIENCES OF BHUTAN	SECRETARIAT	4032	One Health Epidemiology Fellowship Program Coordination: Bhutan	1,776,986,030		1,776,986,030
NETHERLN	MINISTRY OF WORKS & HUMAN SETTLEMENT	DEPARTMENT OF ROADS	2685	Total MU Poverty Alleviation through Road Development in Southern Bhutan	1,776,986,030		1,776,986,030
NORDIC	MINISTRY OF AGRICULTURE & FORESTS	DEPARTMENT OF AGRICULTURE	1337	Total NETHERLN On farm PGR conservation in Bhutan (BUCAP)	70,963,030.190		70,963,030.190
NORWAY	MINISTRY OF ECONOMIC AFFAIRS	DEPARTMENT OF ENERGY DEPARTMENT OF HYDRO POWER AND POWER SYSTEM	2874 2821	Total NORDIC Framework for Energy+ Cooperation with Bhutan Strengthening of the Energy Sector - Phase IV	2,509,488,000 427,296,980		2,509,488,000 427,296,980
	MINISTRY OF AGRICULTURE & FORESTS	DEPARTMENT OF FOREST	2605	Total NORWAY Compensatory Afforestation Project along Punatsangchu Valley	45,673,606.010		45,673,606.010
PHPA			3021	Green Bhutan funded by PHPA, MHPA and BPC	3,092,163,000		3,092,163,000
			3029	Compensatory Afforestation	14,135,000,000		14,135,000,000
				Total PHPA	3,400,000,000		3,400,000,000
PHPA II	MINISTRY OF AGRICULTURE & FORESTS		3030	Compensatory Afforestation	20,627,163,000		20,627,163,000
				Total PHPA II	4,700,000,000		4,700,000,000
READ	MINISTRY OF FINANCE	DEPARTMENT OF PUBLIC ACCOUNTS	2855	READ Bhutan: Rural Education and Development	4,700,000,000		4,700,000,000
				Total READ	5,932,038,520		5,932,038,520
	COUNCIL FOR RELIGIOUS AFFAIRS	SECRETARIAT	4083	Support to Comprehensive Disaster Management Project for Education Sector (CDMPES) through Dratsang Lhentshog	303,000,000		303,000,000
SCF/USA	MINISTRY OF EDUCATION	SECRETARIAT	3010	Support to Adolescent Non Formal Education Programs through the DYS, MoE	-41,426,000		-41,426,000
		DEPARTMENT OF SCHOOL EDUCATION	2947	Support to School Based Disaster Preparedness (SBDP) through the Department of School Education, MoE	131,000,000		131,000,000

SCHEDULE 3: SCHEDULE OF INTERNATIONAL ASSISTANCE (GRANT) RECEIVED BY DONOR DURING THE FY 2014-15							
DONOR	SPENDING AGENCY	DEPARTMENT	FI CODE	PROJECT NAME	IN-CASH	IN-KIND	TOTAL
SCF/USA		DEPARTMENT OF YOUTH, CULTURE & SPORTS	3010	Support to Adolescent Non Formal Education Programs through the DYS, MoE	2,460,661,000		2,460,661,000
			4064	Support to Adolescent Non Formal Education Programs through the DYS, MoE	669,000,000		669,000,000
	JUDICIARY		2485	Total SCF/USA	3,522,235,000		3,522,235,000
			4035	Support to Judiciary of Bhutan	6,644,000,000		6,644,000,000
	ANTI-CORRUPTION COMMISSION	SECRETARIAT	2359	Support to Judiciary of Bhutan Legal Sector Programme	16,571,307,000		16,571,307,000
			2932	Good Governance Support to Anti Corruption Commission	-593,189,100		-593,189,100
	CABINET SECRETARIAT	SECRETARIAT	2932	DG+ Democratic Governance Programme	24,000,000,000		24,000,000,000
	GROSS NATIONAL HAPPINESS COMMISSION	SECRETARIAT	2932	DG+ Democratic Governance Programme	15,695,359,010		15,695,359,010
			2932	DG+ Democratic Governance Programme	3,462,000,000		3,462,000,000
			4035	Support to Judiciary of Bhutan Legal Sector Programme	6,406,268,000		6,406,268,000
			4035	Support to Judiciary of Bhutan Legal Sector Programme	5,584,425,000		5,584,425,000
SDC	BHUTAN NATIONAL LEGAL INSTITUTE		4035	Support to Judiciary of Bhutan Legal Sector Programme	400,000,000		400,000,000
	MINISTRY OF HOME & CULTURAL AFFAIRS	SECRETARIAT	2656	Support to One-Stop Shop Service Delivery	-2,351,353,260		-2,351,353,260
	MINISTRY OF AGRICULTURE & FORESTS	DEPARTMENT OF FOREST	2929	Participatory Forest Management and Co-operation (PFMP)	29,824,500,000		29,824,500,000
	MINISTRY OF WORKS & HUMAN SETTLEMENT	DEPARTMENT OF ENGINEERING SERVICES	2862	The Friendship Bridge Project	68,223,980		68,223,980
	MINISTRY OF INFORMATION & COMMUNICATIONS	DEPARTMENT OF INFORMATION TECHNOLOGY & TELECOM	2932	DG+ Democratic Governance Programme	-195,359,010		-195,359,010
		DEPARTMENT OF INFORMATION & MEDIA	2932	DG+ Democratic Governance Programme	8,300,000,000		8,300,000,000
	MINISTRY OF EDUCATION	DEPARTMENT OF SCHOOL EDUCATION	2932	DG+ Democratic Governance Programme	7,710,500,000		7,710,500,000

SCHEDULE 3: SCHEDULE OF INTERNATIONAL ASSISTANCE (GRANT) RECEIVED BY DONOR DURING THE FY 2014-15							
DONOR	SPENDING AGENCY	DEPARTMENT	FI CODE	PROJECT NAME	IN-CASH	IN-KIND	TOTAL
	NATIONAL COMMISSION FOR WOMEN & CHILDREN	SECRETARIAT	2840	South Asia Initiative to End Violence Against Children (SAIEVAC)	4,727,358,240		4,727,358,240
	MINISTRY OF INFORMATION & COMMUNICATIONS	DEPARTMENT OF CIVIL AVIATION	2727	Empowering Rural Communities: Reaching the Unreached	607,825,920		607,825,920
SDF		DEPARTMENT OF INFORMATION TECHNOLOGY & TELECOM	2727	Empowering Rural Communities: Reaching the Unreached	33,968,468,030		33,968,468,030
	MINISTRY OF HEALTH	DEPARTMENT OF PUBLIC HEALTH	2814	Strengthening of Maternal and Child Health including Immunization	1,261,390,080		1,261,390,080
	GROSS NATIONAL HAPPINESS COMMISSION	SECRETARIAT	1305	Operational Budget (AKV) of SDS	40,565,042,270		40,565,042,270
SDS					5,463,511,000		5,463,511,000
	MINISTRY OF EDUCATION	DEPARTMENT OF SCHOOL EDUCATION	2806	Total SDS Collaborative Projects on Youth and Children Development (School Agriculture Projects) in 3 Schools	5,463,511,000		5,463,511,000
THAI					2,806,008,550		2,806,008,550
THyE					2,806,008,550		2,806,008,550
	MINISTRY OF AGRICULTURE & FORESTS	DEPARTMENT OF AGRICULTURE	4038	Rescue and rehabilitation of threatened and rare plant species from Nikaichhu Hydro-power Project sites	1,826,025,000		1,826,025,000
	MINISTRY OF FINANCE	DEPARTMENT OF PUBLIC ACCOUNTS	2000	Total THyE	1,826,025,000		1,826,025,000
UFS					-2,217,839,610		-2,217,839,610
	MINISTRY OF EDUCATION		2000	Unidentified Financing Sources (External)	5,675,600,000		5,675,600,000
UN					3,457,760,390		3,457,760,390
	THROMDEYS	THIMPHU THROMDEY	2700	Total UFS Promotion of Rainwater Harvesting & Human value based Water, Sanitation & Hygiene Education in Mongar,Bhutan	1,399,325,360		1,399,325,360
	MINISTRY OF AGRICULTURE & FORESTS	SECRETARIAT	4067	Total UN UNCCD support towards Achieving Land Degradation Neutrality	1,399,325,360		1,399,325,360
UNCCD					484,536,000		484,536,000
	MINISTRY OF HOME & CULTURAL AFFAIRS	DEPARTMENT OF LOCAL GOVERNANCE	2737	Total UNCCD Local Climate Adaptive Living (LoCAL) Facility Pilot for Local Governments in Bhutan	484,536,000		484,536,000
UNCDF					15,462,500,000		15,462,500,000
					15,462,500,000		15,462,500,000

SCHEDULE 3: SCHEDULE OF INTERNATIONAL ASSISTANCE (GRANT) RECEIVED BY DONOR DURING THE FY 2014-15							
DONOR	SPENDING AGENCY	DEPARTMENT	FI CODE	PROJECT NAME	IN-CASH	IN-KIND	TOTAL
SDC				Total SDC	121,526,681.620		121,526,681.620
	COUNCIL FOR RELIGIOUS AFFAIRS	SECRETARIAT	2014	National Renewable Energy Policy & Programme for Sustainable Development	24,271.000		24,271.000
	OFFICE OF THE ATTORNEY GENERAL	SECRETARIAT	4047	Governance and Participation	757,230.000		757,230.000
	MINISTRY OF FINANCE	DEPARTMENT OF PUBLIC ACCOUNTS	1007	Small Grants Programme	4,478,863.100		4,478,863.100
	MINISTRY OF FOREIGN AFFAIRS	SECRETARIAT	4047	Governance and Participation	1,019,293.000		1,019,293.000
	MINISTRY OF AGRICULTURE & FORESTS	DEPARTMENT OF FOREST	1007	Small Grants Programme	567,677.600		567,677.600
	DZONGKHAG ADMINISTRATION, HAA	LIVESTOCK	2785	REDD + Readiness Strategy	5,105,100.000		5,105,100.000
	DZONGKHAG ADMINISTRATION, PARO	CIVIL	1007	Small Grants Programme	184,313.000		184,313.000
	DZONGKHAG ADMINISTRATION, SAMTSE	AGRICULTURE	1007	Small Grants Programme	152,902.050		152,902.050
	DZONGKHAG ADMINISTRATION, TSIRANG	CIVIL	1007	Small Grants Programme	80,714.250		80,714.250
	DZONGKHAG ADMINISTRATION, WANGDUE PHODRANG	FORESTRY	1007	Small Grants Programme	124,290.600		124,290.600
	DZONGKHAG ADMINISTRATION, WANGDUE PHODRANG	CIVIL	1007	Small Grants Programme	92,465.750		92,465.750
	DZONGKHAG ADMINISTRATION, BUMTHANG	FORESTRY	1007	Small Grants Programme	349,323.800		349,323.800
	DZONGKHAG ADMINISTRATION, ZHEM-GANG	FORESTRY	1007	Small Grants Programme	737,561.250		737,561.250
	DZONGKHAG ADMINISTRATION, TONGSA	FORESTRY	1007	Small Grants Programme	1,201,436.250		1,201,436.250
	DZONGKHAG ADMINISTRATION, MONGAR	AGRICULTURE	1007	Small Grants Programme	132,977.500		132,977.500
	DZONGKHAG ADMINISTRATION, MONGAR	CIVIL	1007	Small Grants Programme	134,833.000		134,833.000
DZONGKHAG ADMINISTRATION, MONGAR	AGRICULTURE	1007	Small Grants Programme	1,283,387.500		1,283,387.500	
DZONGKHAG ADMINISTRATION, MONGAR	CIVIL	1007	Small Grants Programme	144,903.150		144,903.150	
DZONGKHAG ADMINISTRATION, MONGAR	HEALTH	1007	Small Grants Programme	122,153.750		122,153.750	
DZONGKHAG ADMINISTRATION, PEMA GATSHEL	LIVESTOCK	1007	Small Grants Programme	72,082.000		72,082.000	
DZONGKHAG ADMINISTRATION, PEMA GATSHEL	CIVIL	1007	Small Grants Programme	30,457.350		30,457.350	
UNDP							

SCHEDULE 3: SCHEDULE OF INTERNATIONAL ASSISTANCE (GRANT) RECEIVED BY DONOR DURING THE FY 2014-15							
DONOR	SPENDING AGENCY	DEPARTMENT	FI CODE	PROJECT NAME	IN-CASH	IN-KIND	TOTAL
	DZONGKHAG ADMINISTRATION, SAMDRUP JONGKHAR	AGRICULTURE	1007	Small Grants Programme	491,354,000		491,354,000
		CIVIL	1007	Small Grants Programme	1,882,395,650		1,882,395,650
		RELIGION & CULTURE	1007	Small Grants Programme	145,038,250		145,038,250
		LIVESTOCK	1007	Small Grants Programme	122,772,250		122,772,250
	DZONGKHAG ADMINISTRATION, TASHI-GANG	CIVIL	1007	Small Grants Programme	750,750,000		750,750,000
		AGRICULTURE	1007	Small Grants Programme	998,335,000		998,335,000
		FORESTRY	1007	Small Grants Programme	4,828,528,730		4,828,528,730
			1007	Small Grants Programme	6,944,983,600		6,944,983,600
	DZONGKHAG ADMINISTRATION, THIMPHU	CIVIL	1007	Small Grants Programme	162,047,000		162,047,000
	DZONGKHAG ADMINISTRATION, TASHI YANGTSE	AGRICULTURE	1007	Small Grants Programme	131,740,500		131,740,500
	NATIONAL ASSEMBLY OF BHUTAN	SECRETARIAT	3001	Total UNDP	33,254,180,880		33,254,180,880
		SECRETARIAT	3002	Parliamentary Development	2,863,789,600		2,863,789,600
	ELECTION COMMISSION OF BHUTAN	SECRETARIAT	3000	Women's Participation	2,560,695,000		2,560,695,000
	ROYAL AUDIT AUTHORITY	SECRETARIAT	3000	Civic Engagement and Accountability	2,619,850,000		2,619,850,000
	NATIONAL ENVIRONMENT COMMISSION	SECRETARIAT	3000	Civic Engagement and Accountability	1,781,272,360		1,781,272,360
		SECRETARIAT	2845	NAPA-2 Project Preparatory Grant	1,930,757,000		1,930,757,000
			2845	NAPA-2 Project Preparatory Grant	7,182,276,500		7,182,276,500
			3014	UN Support to RGOB on emerging environmental issues:	1,900,000,000		1,900,000,000
UNDP IPF	ROYAL UNIVERSITY OF BHUTAN	SECRETARIAT	3000	Civic Engagement and Accountability	988,805,000		988,805,000
			3002	Women's Participation	896,825,000		896,825,000
	NATIONAL COMMISSION FOR WOMEN & CHILDREN	SECRETARIAT	3002	Women's Participation	2,885,317,100		2,885,317,100
	BHUTAN NATIONAL LEGAL INSTITUTE		3002	Women's Participation	2,807,423,900		2,807,423,900
			2999	Access to Justice	1,070,125,000		1,070,125,000

SCHEDULE 3: SCHEDULE OF INTERNATIONAL ASSISTANCE (GRANT) RECEIVED BY DONOR DURING THE FY 2014-15							
DONOR	SPENDING AGENCY	DEPARTMENT	FI CODE	PROJECT NAME	IN-CASH	IN-KIND	TOTAL
UNDP IPF	MINISTRY OF HOME & CULTURAL AFFAIRS	SECRETARIAT	3015	Climate Risk management	2,703,098.000		2,703,098.000
		DEPARTMENT OF CULTURE	4000	Response and Recovery Preparedness in Bhutan	2,215,080.000		2,215,080.000
	DEPARTMENT OF LOCAL GOVERNANCE	3002	Women's Participation	4,230,913.000		4,230,913.000	
		4000	Response and Recovery Preparedness in Bhutan	4,658,720.000		4,658,720.000	
	MINISTRY OF FINANCE	3015	Climate Risk management	6,909,000.000		6,909,000.000	
		2845	NAPA-2 Project Preparatory Grant	8,214,400.000		8,214,400.000	
		3002	Women's Participation	-1,127,824.000		-1,127,824.000	
		3002	Women's Participation	4,548,056.000		4,548,056.000	
	MINISTRY OF AGRICULTURE & FORESTS	DEPARTMENT OF NATIONAL BUDGET	2338	Targeted Community Dev. & Pro-poor Governance Initiatives for Poverty Reduction	1,546,750.000		1,546,750.000
		DEPARTMENT OF PUBLIC ACCOUNTS	2845	NAPA-2 Project Preparatory Grant	5,019,035.000		5,019,035.000
			4039	Enhancing energy Efficient street lighting in Thimphu Thromde	1,436,800.000		1,436,800.000
			2845	NAPA-2 Project Preparatory Grant	320,000.000		320,000.000
			2851	Bhutan Sustainable Rural Biomass Energy Project (SBRE)	962,240.000		962,240.000
	SECRETARIAT	2407	Food Security Through Improved Home Gardens	200,000.000		200,000.000	
		2407	Food Security Through Improved Home Gardens	701,500.000		701,500.000	
	DEPARTMENT OF AGRICULTURE	3016	Nagoya Protocol: Access to Genetic resources and benefit sharing in Bhutan	3,404,330.000		3,404,330.000	
		3016	Nagoya Protocol: Access to Genetic resources and benefit sharing in Bhutan	10,663,216.000		10,663,216.000	
		4000	Response and Recovery Preparedness in Bhutan	2,505,300.000		2,505,300.000	
	MINISTRY OF ECONOMIC AFFAIRS	2845	NAPA-2 Project Preparatory Grant	5,506,694.000		5,506,694.000	
		2845	NAPA-2 Project Preparatory Grant	1,151,093.000		1,151,093.000	
	DEPARTMENT OF TRADE	2345	UN Support to Form. of Enabling Policy Framework & Dev. of MSMEs for Empl. Gen. & Pro-poor Growth	4,796,971.650		4,796,971.650	

SCHEDULE 3: SCHEDULE OF INTERNATIONAL ASSISTANCE (GRANT) RECEIVED BY DONOR DURING THE FY 2014-15							
DONOR	SPENDING AGENCY	DEPARTMENT	FI CODE	PROJECT NAME	IN-CASH	IN-KIND	TOTAL
UNDP IPF		DEPARTMENT OF GEOLOGY AND MINES	2845	NAPA-2 Project Preparatory Grant	4,800,421.870		4,800,421.870
		DEPARTMENT OF ENERGY	2851	Bhutan Sustainable Rural Biomass Energy Project (SBRE)	28,083,898.000		28,083,898.000
		DEPARTMENT OF COTTAGE & SMALL INDUSTRIES	2345	UN Support to Form. of Enabling Poly. Framework & Dev. of MSMEs for Empl. Gen. & Pro-poor Growth	11,338,154.770		11,338,154.770
		DEPARTMENT OF HYDRO-MET SERVICES	2845	NAPA-2 Project Preparatory Grant	2,799,830.000		2,799,830.000
		DEPARTMENT OF RENEWABLE ENERGY	2851	Bhutan Sustainable Rural Biomass Energy Project (SBRE)	16,895,708.000		16,895,708.000
		SECRETARIAT	3015	Climate Risk management	180,000.000		180,000.000
			2845	NAPA-2 Project Preparatory Grant	513,448.000		513,448.000
			2845	NAPA-2 Project Preparatory Grant	-402.000		-402.000
			3015	Climate Risk management	960,300.000		960,300.000
			3014	UN Support to RGOB on emerging environmental issues:	1,044,903.000		1,044,903.000
		DEPARTMENT OF ROADS	2845	NAPA-2 Project Preparatory Grant	1,538,250.000		1,538,250.000
			2845	NAPA-2 Project Preparatory Grant	503,322.000		503,322.000
		DEPARTMENT OF ENGINEERING SERVICES	2845	NAPA-2 Project Preparatory Grant	2,541,848.000		2,541,848.000
		MINISTRY OF HEALTH	3002	Women's Participation	2,692,832.000		2,692,832.000
		MINISTRY OF LABOUR & HUMAN RESOURCES	2315	Labour Market Analysis and Employment Generation	3,783,840.000		3,783,840.000
		2315	Labour Market Analysis and Employment Generation	1,426,098.000		1,426,098.000	
	DZONGKHAG ADMINISTRATION, MONGGAR	2845	NAPA-2 Project Preparatory Grant	-12,332,897.000		-12,332,897.000	
		2845	NAPA-2 Project Preparatory Grant	27,910,000.000		27,910,000.000	
			Total UNDP IPF	194,732,063.750		194,732,063.750	

SCHEDULE 3: SCHEDULE OF INTERNATIONAL ASSISTANCE (GRANT) RECEIVED BY DONOR DURING THE FY 2014-15								
DONOR	SPENDING AGENCY	DEPARTMENT	FI CODE	PROJECT NAME	IN-CASH	IN-KIND	TOTAL	
UNEP	GROSS NATIONAL HAPPINESS COMMISSION	SECRETARIAT	2571	JSP	-39,687.170		-39,687.170	
	NATIONAL ENVIRONMENT COMMISSION	SECRETARIAT	2572	JSP	-1,964,163.900		-1,964,163.900	
			1966	Institutional Strengthening (IS)	902,100.000		902,100.000	
			2439	Dev. of HCFC Phase-out Management Plan (HPMP)	1,918,800.000		1,918,800.000	
			3077	Small Scale Funding Agreement (SSFA)	1,375,994.560		1,375,994.560	
			4062	SSFA: Supporting the shift towards Sustainable Consumption and Production through policy activities in the Kingdom of Bhutan	3,705,600.000		3,705,600.000	
			4122	Preparation of Third National Communications	1,225,400.000		1,225,400.000	
		MINISTRY OF AGRICULTURE & FORESTS	SECRETARIAT	2820	Support to Bhutan for the Revision of the NBSAPs and Development of Fifth National Report to the CBD	1,287,484.800		1,287,484.800
			DEPARTMENT OF FOREST	4054	SSFA: Economics of Ecosystem and Biodiversity on Bhutan	3,643,902.000		3,643,902.000
					Total UNEP	12,055,430.290		12,055,430.290
UNESCO	MINISTRY OF HOME & CULTURAL AFFAIRS	DEPARTMENT OF CULTURE	3031	International Competition on Cultural Landscape	2,299,568.000		2,299,568.000	
	MINISTRY OF EDUCATION	SECRETARIAT	2901	Capacity Building for UNESCO Clubs & ASPnet Coordinators	917,850.000		917,850.000	
			1871	Participation Programme 2004-2005	1,490,710.780		1,490,710.780	
			1871	Participation Programme 2004-2005	2,103,390.000		2,103,390.000	
			2340	Mitsubishi - 2008	385,521.910		385,521.910	
		MINISTRY OF LABOUR & HUMAN RESOURCES	DEPARTMENT OF HUMAN RESOURCES	4068	Participation Program on TVET Institute in Australia	1,538,716.210		1,538,716.210
					Total UNESCO	8,735,756.900		8,735,756.900
UNFPA	ROYAL UNIVERSITY OF BHUTAN	SECRETARIAT	2347	Support to Population and Development Studies	4,792,504.000		4,792,504.000	
	NATIONAL STATISTICS BUREAU	SECRETARIAT	2591	UNFPA-Quality Education	2,480,303.000		2,480,303.000	
	KHESAR GYALPO	SECRETARIAT	2295	UN Support to results base planning and M&E for the MDGs and GNH	6,781,000.000		6,781,000.000	
	UNIVERSITY OF MEDICAL SCIENCES OF BHUTAN	SECRETARIAT	2586	UN Support to Health (RIHS)	2,177,100.000		2,177,100.000	

SCHEDULE 3: SCHEDULE OF INTERNATIONAL ASSISTANCE (GRANT) RECEIVED BY DONOR DURING THE FY 2014-15								
DONOR	SPENDING AGENCY	DEPARTMENT	FI CODE	PROJECT NAME	IN-CASH	IN-KIND	TOTAL	
UNFPA	MINISTRY OF HOME & CULTURAL AFFAIRS	SECRETARIAT	2679	Strengthening of Bhutan Num's Foundation (BNF)	1,805,649,000		1,805,649,000	
			2679	Strengthening of Bhutan Num's Foundation (BNF)	1,071,988,000		1,071,988,000	
		DEPARTMENT OF PUBLIC ACCOUNTS	2679	Strengthening of Bhutan Num's Foundation (BNF)	3,552,192,000			3,552,192,000
			2320	UN Support to Gender Equity and Equality	698,274,000			698,274,000
	MINISTRY OF HEALTH	SECRETARIAT	2320	UN Support to Gender Equity and Equality	6,021,220,000		6,021,220,000	
			2293	UN Support	4,950,003,000		4,950,003,000	
	MINISTRY OF EDUCATION	DEPARTMENT OF PUBLIC HEALTH	2293	UN Support	5,769,980,200			5,769,980,200
			2243	UNFPA-Quality Education	5,221,545,000			5,221,545,000
	UNICEF	COUNCIL FOR RELIGIOUS AFFAIRS	SECRETARIAT	2305	Total UNFPA	45,321,758,200		45,321,758,200
				2305	UN Support to Health (Water, Sanitation & Hygiene)	10,711,748,000		10,711,748,000
ELECTION COMMISSION OF BHUTAN		SECRETARIAT	4079	Institutionalized Youth Parliament	950,000,000		950,000,000	
			2303	UN Support to result Based Planning and M&E for the MDGs and GNH	1,821,750,000		1,821,750,000	
GROSS NATIONAL HAPPINESS COMMISSION		SECRETARIAT	2303	UN Support to result Based Planning and M&E for the MDGs and GNH	1,182,900,000		1,182,900,000	
			2215	UNICEF-Quality Education	2,654,160,200		2,654,160,200	
ROYAL UNIVERSITY OF BHUTAN		SECRETARIAT	2303	UN Support to result Based Planning and M&E for the MDGs and GNH	1,222,060,000		1,222,060,000	
			2478	UN Support to Children & Youth Participation in Bhutan (BNCA)	2,567,228,000		2,567,228,000	
NATIONAL STATISTICS BUREAU		SECRETARIAT	2310	UNICEF-Child Protection and Women Empowerment	3,078,993,000		3,078,993,000	
			2302	UN Support to Health (MCH/Nutrition)	622,000,000		622,000,000	
BHUTAN NATIONAL LEGAL INSTITUTE	SECRETARIAT	2646	UN Support for Parliamentary Democracy in Bhutan to Royal Court of Justice	587,030,000		587,030,000		
		2646	UN Support for Parliamentary Democracy in Bhutan to Royal Court of Justice	794,950,000		794,950,000		

SCHEDULE 3: SCHEDULE OF INTERNATIONAL ASSISTANCE (GRANT) RECEIVED BY DONOR DURING THE FY 2014-15							
DONOR	SPENDING AGENCY	DEPARTMENT	FI CODE	PROJECT NAME	IN-CASH	IN-KIND	TOTAL
UNICEF	MINISTRY OF HOME & CULTURAL AFFAIRS	SECRETARIAT	2877	UN Support for Women's Empowerment and Gender Equality	365,812.000		365,812.000
			2876	UN Support for Women's Empowerment and Gender Equality	2,738,730.000		2,738,730.000
			2877	UN Support for Women's Empowerment and Gender Equality	280,221.000		280,221.000
			3023	UN Support to Essential Social Services (Education Sub Theme Group)	1,500,000.000		1,500,000.000
			3023	UN Support to Essential Social Services (Education Sub Theme Group)	456,000.000		456,000.000
			4048	Essential Social Services (Education Sub - Theme Group)	100,000.000		100,000.000
			4049	Gender Equality, Empowerment and Protection of Women and Children	796,900.000		796,900.000
			4050	Good Governance	665,000.000		665,000.000
			2983	Child Protection & Gender	1,333,117.000		1,333,117.000
			2984	Good Governance	813,962.000		813,962.000
			2335	UNICEF Support for Children and Youth Participation	1,458,373.000		1,458,373.000
			2337	Planning, Monitoring and Communication	1,736,400.000		1,736,400.000
			2321	UN Support to Gender Equity and Equality	605,398.000		605,398.000
			4065	WASH Programme	1,879,000.000		1,879,000.000
			2305	UN Support to Health (Water, Sanitation & Hygiene)	3,311,514.000		3,311,514.000
			2302	UN Support to Health (MCH/Nutrition)	4,106,100.000		4,106,100.000
			2302	UN Support to Health (MCH/Nutrition)	35,000.000		35,000.000
			2305	UN Support to Health (Water, Sanitation & Hygiene)	1,309,968.000		1,309,968.000
			2321	UN Support to Gender Equity and Equality	1,187,865.000		1,187,865.000
			2302	UN Support to Health (MCH/Nutrition)	583,580.000		583,580.000
			2302	UN Support to Health (MCH/Nutrition)	29,111,615.000		29,111,615.000
			2305	UN Support to Health (Water, Sanitation & Hygiene)	12,096,152.000		12,096,152.000
			2215	UNICEF-Quality Education	1,798,179.000		1,798,179.000
			2215	UNICEF-Quality Education	22,465,283.210		22,465,283.210

SCHEDULE 3: SCHEDULE OF INTERNATIONAL ASSISTANCE (GRANT) RECEIVED BY DONOR DURING THE FY 2014-15						
DONOR	SPENDING AGENCY	DEPARTMENT	FI CODE	PROJECT NAME	IN-CASH	TOTAL
UNICEF		DEPARTMENT OF ADULT & HIGHER EDUCATION	2215	UNICEF-Quality Education	2,745,468.000	2,745,468.000
		DEPARTMENT OF SCHOOL EDUCATION	2215	UNICEF-Quality Education	18,871,790.000	18,871,790.000
		DEPARTMENT OF YOUTH, CULTURE & SPORTS	2305	UN Support to Health (Water, Sanitation & Hygiene)	16,580,147.450	16,580,147.450
			2335	UNICEF Support for Children and Youth Participation	358,900.000	358,900.000
			2215	UNICEF-Quality Education	3,441,006.000	3,441,006.000
			2302	UN Support to Health (MCH/Nutrition)	96,055.000	96,055.000
		DEPARTMENT OF CURRICULUM RESEARCH & DEVELOPMENT	2215	UNICEF-Quality Education	3,553,708.000	3,553,708.000
		MINISTRY OF LABOUR & HUMAN RESOURCES	2310	UNICEF-Child Protection and Women Empowerment	60,000.000	60,000.000
		DEPARTMENT OF LABOUR	2310	UNICEF-Child Protection and Women Empowerment	144,719.000	144,719.000
				Total UNICEF	162,778,781.860	162,778,781.860
UNOD	BHUTAN NARCOTIC CONTROL AGENCY	SECRETARIAT	2190	UNODC ADHOC (RAS/H71)	313,344.000	313,344.000
				Total UNOD	313,344.000	313,344.000
	BHUTAN NATIONAL LEGAL INSTITUTE		4034	Strengthening of Child Justice System in Bhutan	3,807,950.000	3,807,950.000
US	MINISTRY OF HOME & CULTURAL AFFAIRS	SECRETARIAT	2921	School Based Disaster Preparedness in Bhutan	-327.100	-327.100
		ROYAL BHUTAN POLICE	4034	Strengthening of Child Justice System in Bhutan	4,182,000.000	4,182,000.000
			2919	Rehabilitation of Children in Conflict with the Law	-43,829.000	-43,829.000
	MINISTRY OF EDUCATION	DEPARTMENT OF SCHOOL EDUCATION	2921	School Based Disaster Preparedness in Bhutan	77,466.000	77,466.000
			3019	Support to Increasing Access to Quality ECCD Program through the Department of School Education	1,967,049.000	1,967,049.000

SCHEDULE 3: SCHEDULE OF INTERNATIONAL ASSISTANCE (GRANT) RECEIVED BY DONOR DURING THE FY 2014-15								
DONOR	SPENDING AGENCY	DEPARTMENT	FI CODE	PROJECT NAME	IN-CASH	IN-KIND	TOTAL	
US			3075	Support to the Bhutan Children's Book Initiative through the Department of Curriculum and Research Development, MoE	3,486,410,000		3,486,410,000	
		DEPARTMENT OF CURRICULUM RESEARCH & DEVELOPMENT	3075	Support to the Bhutan Children's Book Initiative through the Department of Curriculum and Research Development, MoE	4,608,280,000		4,608,280,000	
US, AID	MINISTRY OF WORKS & HUMAN SETTLEMENT	SECRETARIAT	2852	Total US	18,084,998,900		18,084,998,900	
		SECRETARIAT	2852	Capacity-building in disaster and climate resilient construction	4,457,600,000		4,457,600,000	
		DEPARTMENT OF URBAN DEVELOPMENT & ENGINEERING SERVICES	2852	Capacity-building in disaster and climate resilient construction	3,691,800,000		3,691,800,000	
				Total US, AID	8,149,400,000		8,149,400,000	
W/BANK	NATIONAL STATISTICS BUREAU	SECRETARIAT	3079	Updating of National Statistics Development	2,600,000,000		2,600,000,000	
	MINISTRY OF HOME & CULTURAL AFFAIRS	SECRETARIAT	2904	PHRD Grant for Improving Resilience to Seismic Risk	400,000,000		400,000,000	
		DEPARTMENT OF DISASTER MANAGEMENT	2904	PHRD Grant for Improving Resilience to Seismic Risk	2,085,310,000		2,085,310,000	
	MINISTRY OF FINANCE	DEPARTMENT OF PUBLIC ACCOUNTS	2869	Strengthening Public Financial Management in Bhutan	3,777,440,000		3,777,440,000	
			2869	Strengthening Public Financial Management in Bhutan	8,940,000,000		8,940,000,000	
			2920	Strengthening Intergovernmental Fiscal Systems & Capacity Building Project	1,249,000,000		1,249,000,000	
			2985	Sustainable Financing for Biodiversity Conservation and Natural Resources Mgmt Project	38,555,002,500		38,555,002,500	
		MINISTRY OF ECONOMIC AFFAIRS	DEPARTMENT OF GEOLOGY AND MINES	2904	PHRD Grant for Improving Resilience to Seismic Risk	2,174,070,500		2,174,070,500
		MINISTRY OF WORKS & HUMAN SETTLEMENT	SECRETARIAT	2904	PHRD Grant for Improving Resilience to Seismic Risk	200,000,000		200,000,000
				2904	PHRD Grant for Improving Resilience to Seismic Risk	4,310,000,000		4,310,000,000

SCHEDULE 3: SCHEDULE OF INTERNATIONAL ASSISTANCE (GRANT) RECEIVED BY DONOR DURING THE FY 2014-15							
DONOR	SPENDING AGENCY	DEPARTMENT	FI CODE	PROJECT NAME	IN-CASH	IN-KIND	TOTAL
W/BANK	MINISTRY OF INFORMATION & COMMUNICATIONS	SECRETARIAT	4002	CIRT & Policy and Regulatory Issues in the Telecom Sector	1,091,000.000		1,091,000.000
		DEPARTMENT OF INFORMATION TECHNOLOGY & TELECOM	4002	CIRT & Policy and Regulatory Issues in the Telecom Sector	1,769,880.000		1,769,880.000
			4002	CIRT & Policy and Regulatory Issues in the Telecom Sector	900,000.000		900,000.000
				Total W/BANK	68,051,703.000		68,051,703.000
WFP	MINISTRY OF FINANCE	DEPARTMENT OF PUBLIC ACCOUNTS	2290	WFP-Quality Education	6,632,190.560		6,632,190.560
	MINISTRY OF AGRICULTURE & FORESTS	BHUTAN AGRICULTURE & FOOD REGULATORY AUTHORITY	2290	WFP-Quality Education	1,538,250.000		1,538,250.000
		COUNCIL FOR RENEWABLE NATURAL RESOURCE RESEARCH OF BHUTAN	2290	WFP-Quality Education	1,612,000.000		1,612,000.000
	MINISTRY OF EDUCATION	SECRETARIAT	2290	WFP-Quality Education	154,875.000		154,875.000
		DEPARTMENT OF SCHOOL EDUCATION	2290	WFP-Quality Education	7,421,750.000		7,421,750.000
	DZONGKHAG ADMINISTRATION, SARPANG	EDUCATION	2290	WFP-Quality Education	1,220,000.000		1,220,000.000
	DZONGKHAG ADMINISTRATION, LHUENTSE	EDUCATION	2290	WFP-Quality Education	1,220,000.000		1,220,000.000
	DZONGKHAG ADMINISTRATION, SAMDRUP JONGKHAR	EDUCATION	2290	WFP-Quality Education	127,607.800		127,607.800
				Total WFP	19,926,673.360		19,926,673.360
	WHO	GROSS NATIONAL HAPPINESS COMMISSION	SECRETARIAT	2980	Health Systems	600,600.000	
		SECRETARIAT	2977	Communicable Diseases	351,145.600		351,145.600
			2980	Health Systems	912,584.000		912,584.000

SCHEDULE 3: SCHEDULE OF INTERNATIONAL ASSISTANCE (GRANT) RECEIVED BY DONOR DURING THE FY 2014-15							
DONOR	SPENDING AGENCY	DEPARTMENT	FI CODE	PROJECT NAME	IN-CASH	IN-KIND	TOTAL
WHO	KHESAR GYALPO UNIVERSITY OF MEDICAL SCIENCES OF BHUTAN	SECRETARIAT	2980	Health Systems	3,758,947,600		3,758,947,600
			2980	Health Systems	480,920,000		480,920,000
	JIGME DORJI WANG- CHUCK NATIONAL REFERRAL HOSPITAL		2980	Health Systems	1,700,560,000		1,700,560,000
			2778	Study of HPV Prevalence in Bhutan: Im- proving cervical cancer prevention	967,500,000		967,500,000
	MINISTRY OF AGRICULTURE & FORESTS	DEPARTMENT OF LIVESTOCK	2981	Preparedness, Surveillance and Response	420,000,000		420,000,000
			2980	Health Systems	633,766,000		633,766,000
	MINISTRY OF WORKS & HUMAN SETTLEMENT	SECRETARIAT	2979	Promoting Health Through The Life Course	790,000,000		790,000,000
			2979	Promoting Health Through The Life Course	2,984,784,000		2,984,784,000
		STANDARD QUALITY CONTROL AUTHORITY	2979	Promoting Health Through The Life Course	5,740,829,500		5,740,829,500
			2979	Promoting Health Through The Life Course	1,439,676,000		1,439,676,000
	MINISTRY OF HEALTH		2981	Preparedness, Surveillance and Response	-90,405,000		-90,405,000
			2980	Health Systems	-99,333,890		-99,333,890
		SECRETARIAT	2980	Health Systems	5,564,131,600		5,564,131,600
			2978	Non Communicable Diseases	1,173,626,000		1,173,626,000
		DEPARTMENT OF MEDICAL SERVICES	2977	Communicable Diseases	625,000,000		625,000,000
			2977	Communicable Diseases	88,000,000		88,000,000
			2898	Research Grant from WHO HQ	2,440,000,000		2,440,000,000
			2979	Promoting Health Through The Life Course	352,000,000		352,000,000
			2980	Health Systems	5,493,068,000		5,493,068,000
			2981	Preparedness, Surveillance and Response	630,352,000		630,352,000
		DEPARTMENT OF PUBLIC HEALTH	2981	Preparedness, Surveillance and Response	2,019,262,000		2,019,262,000
			2980	Health Systems	9,273,129,000		9,273,129,000
			2979	Promoting Health Through The Life Course	11,592,497,400		11,592,497,400
			2978	Non Communicable Diseases	10,784,397,000		10,784,397,000
			2977	Communicable Diseases	4,792,259,000		4,792,259,000

SCHEDULE 3: SCHEDULE OF INTERNATIONAL ASSISTANCE (GRANT) RECEIVED BY DONOR DURING THE FY 2014-15								
DONOR	SPENDING AGENCY	DEPARTMENT	FI CODE	PROJECT NAME	IN-CASH	IN-KIND	TOTAL	
WHO			2217	To Reduce the Health, Social & Economic burden of Communicable Diseases	-14,902,000		-14,902,000	
			2223	Promote a Healthier Environ., Intensity Primary Prev. & Influence Public Policies in all Sectors	70,649,000		70,649,000	
		DEPARTMENT OF TRADITIONAL MEDICINE SERVICES	2980	Health Systems	990,000,000		990,000,000	
		DEPARTMENT OF MEDICAL SUPPLY AND HEALTH INFRASTRUCTURE	2980	Health Systems	1,983,610,000		1,983,610,000	
				Total WHO	78,448,652,810		78,448,652,810	
		GROSS NATIONAL HAPPINESS COMMISSION	SECRETARIAT	3028	Strengthening Capacity on Strategic Environmental Planning	4,018,500,000		4,018,500,000
		NATIONAL ENVIRONMENT COMMISSION	SECRETARIAT	4042	Bhutan Wild River - Declaration of a stretch of River as Protected	786,000,000		786,000,000
		MINISTRY OF AGRICULTURE & FORESTS	SECRETARIAT	2796	Conservation of Northern Protected Area Complex in Bhutan-Bumdeling Component	-427,847,400		-427,847,400
			DEPARTMENT OF AGRICULTURE	3076	Getting SMART about stopping poaching in RMNP	655,890,000		655,890,000
			DEPARTMENT OF FOREST	2796	Conservation of Northern Protected Area Complex in Bhutan-Bumdeling Component	3,270,764,000		3,270,764,000
WWF			2803	Conservation of Northern Protected Area Complex in Bhutan-JDNP Component	3,836,985,000		3,836,985,000	
			2863	Integrated River basin Management (IRBM) plan for Kulong Cho sub basin	2,475,128,000		2,475,128,000	
			2880	Priority Conservation Actions in Bhutan's Protected Areas in the TRAMCA	6,448,003,840		6,448,003,840	
			3020	Bhutan National Tiger Survey, 2014	3,384,123,200		3,384,123,200	
			4055	Conservation and Adaptation in Asia's High Mountain Landscapes and Communities	2,006,400,000		2,006,400,000	
			4056	Building Institutional Climate Analysis and Increasing Community Resilience to Climate Change	2,188,800,000		2,188,800,000	
			4057	SMART Patrolling and Protection Training in RMNP	1,265,378,400		1,265,378,400	
			4085	Integrated Watershed Management at Niekachhu and Kurichhu sub basin	2,205,000,000		2,205,000,000	

SCHEDULE 3: SCHEDULE OF INTERNATIONAL ASSISTANCE (GRANT) RECEIVED BY DONOR DURING THE FY 2014-15							
DONOR	SPENDING AGENCY	DEPARTMENT	FI CODE	PROJECT NAME	IN-CASH	IN-KIND	TOTAL
WWF			3034	Sustaining Ecosystems for Livelihoods: Eco-Life	15,319,419,000		15,319,419,000
			2755	Securing Ecological Connectivity between the Northern protected Area Complex & Greater Manas in B2C2 Landscape	-1,570,784,160		-1,570,784,160
			2774	Eliminating Illegal Wildlife Trade in Bhutan	387,263,850		387,263,850
				Total WWF	46,249,023,730		46,249,023,730
Grand Total					9,391,357,931,350	563,662,563,720	9,955,020,495,070

Schedule 4: SCHEDULE OF INTERNATIONAL ASSISTANCE (LOAN) RECEIVED DURING FY 2014-2015: BY LENDER						
DONOR	SPENDING AGENCY / DEPARTMENT	FI CODE	PROJECT NAME	IN-CASH	IN-KIND	TOTAL
ADB	MINISTRY OF FINANCE					
	DEPARTMENT OF PUBLIC ACCOUNTS	2890	Strengthening Economic Management Program (Loan)	852,644,212.090		852,644,212.090
	MINISTRY OF WORKS & HUMAN SETTLEMENT					
	SECRETARIAT	2867	SASEC Trade Facilitation Program (LOAN)	302,621,581.760		302,621,581.760
	DEPARTMENT OF URBAN DEVELOPMENT & ENGINEERING SERVICES	2108	Urban Infrastructure Development Project	8,991,178.960		8,991,178.960
		2791	Urban Infrastructure Project	1,211,603.000		1,211,603.000
		2108	Urban Infrastructure Development Project	8,420,970.730		8,420,970.730
		2108	Urban Infrastructure Development Project	52,753,587.320		52,753,587.320
		2791	Urban Infrastructure Project	11,016,434.800		11,016,434.800
		2108	Urban Infrastructure Development Project		28,324,718.000	28,324,718.000
	DEPARTMENT OF ENGINEERING SERVICES	2791	Urban Infrastructure Project		15,056,348.270	15,056,348.270
			Total ADB	1,237,659,568.660	43,381,066.270	1,281,040,634.930
IDA	MINISTRY OF AGRICULTURE & FORESTS					
	DEPARTMENT OF AGRICULTURE	2857	Remote Rural Communities Development Project	53,500,000.000		53,500,000.000
		2857	Remote Rural Communities Development Project	31,546,000.000		31,546,000.000
	DEPARTMENT OF FOREST	2734	Strengthening Regional Cooperation for Wildlife Protection in Asia Project	44,065,000.000		44,065,000.000
	MINISTRY OF WORKS & HUMAN SETTLEMENT					
	SECRETARIAT	3018	Project Preparation Advance for Additional Financing of UDP II	663,207.340		663,207.340

Schedule 4: SCHEDULE OF INTERNATIONAL ASSISTANCE (LOAN) RECEIVED DURING FY 2014-2015: BY LENDER						
DONOR	SPENDING AGENCY / DEPARTMENT	FI CODE	PROJECT NAME	IN-CASH	IN-KIND	TOTAL
	DEPARTMENT OF URBAN DEVELOPMENT & ENGINEERING SERVICES	3018	Project Preparation Advance for Additional Financing of UDP II	20,000,000		20,000,000
			Project Preparation Advance for Additional Financing of UDP II	3,600,000,000		3,600,000,000
			Total IDA	133,394,207,340		133,394,207,340
IFAD	MINISTRY OF AGRICULTURE & FORESTS SECRETARIAT	2717	Market Access and Growth Intensification Project(MAGIP)	3,829,000,000		3,829,000,000
			Market Access and Growth Intensification Project(MAGIP)	11,630,000,000		11,630,000,000
			Market Access and Growth Intensification Project(MAGIP)	87,345,000,000		87,345,000,000
			Agriculture Marketing Enterprise Promotion Program	3,974,015,800		3,974,015,800
			Total IFAD	155,093,015,800		155,093,015,800
JICA	MINISTRY OF FINANCE DEPARTMENT OF PUBLIC ACCOUNTS	2328	Market Access and Growth Intensification Project(MAGIP)	48,315,000,000		48,315,000,000
			Rural Electrification Project		13,448,023,340	13,448,023,340
			Rural Electrification Project(Phase II)		56,223,558,380	56,223,558,380
W/BANK	MINISTRY OF AGRICULTURE & FORESTS DEPARTMENT OF AGRICULTURE	1875	Total JICA		69,671,581,720	69,671,581,720
			Decentralised Rural Dev. Project	-3,864,418,380		-3,864,418,380
Grand Total	DEPARTMENT OF URBAN DEVELOPMENT & ENGINEERING SERVICES	2634	Urban Development Project	49,933,236,510		49,933,236,510
			Total W/BANK	46,068,818,130		46,068,818,130
			Total	1,572,215,609,930	113,052,647,990	1,685,268,257,920

Schedule 5: EXPENDITURE SUMMARY BY IMF FUNCTIONAL CLASSIFICATION							
AU	Administrative Unit	Programme	CURRENT	CAPITAL	LEND	REPAY	TOTAL
		General Services	3,774,839	1,545,924	0.000	0.000	5,320,762
404.02	GWG:BARA	MANAGEMENT & DIRECTION SERVICES	1.257	0.020			1.277
417.15	GWG:TSHING	MANAGEMENT & DIRECTION SERVICES	1.215				1.215
413.09	GWG:TGA	MANAGEMENT & DIRECTION SERVICES	1.171				1.171
416.07	GWG:LAURI	MANAGEMENT & DIRECTION SERVICES	1.233	0.449			1.682
405.07	GWG:KIG	MANAGEMENT & DIRECTION SERVICES	1.208				1.208
411.03	GWG:BJOKA	MANAGEMENT & DIRECTION SERVICES	1.208				1.208
403.02	GWG:DOB	MANAGEMENT & DIRECTION SERVICES	1.227				1.227
415.08	GWG:ZOB	MANAGEMENT & DIRECTION SERVICES	1.255				1.255
408.16	GWG:THEDT	MANAGEMENT & DIRECTION SERVICES	1.224	0.330			1.554
420.04	GWG:K/DANG	MANAGEMENT & DIRECTION SERVICES	1.254	0.288			1.543
408.09	GWG:NAHI	MANAGEMENT & DIRECTION SERVICES	1.218	0.237			1.455
404.11	GWG:TEN	MANAGEMENT & DIRECTION SERVICES	1.177	0.090			1.267
406.14	GWG:LKHA	MANAGEMENT & DIRECTION SERVICES	1.191	0.198			1.389
404.03	GWG:BIRU	MANAGEMENT & DIRECTION SERVICES	1.181	0.592			1.773
417.10	GWG:P/MEY	MANAGEMENT & DIRECTION SERVICES	1.215	0.090			1.305
414.15	GWG:T/RONG	MANAGEMENT & DIRECTION SERVICES	1.272				1.272
408.03	GWG:DAN	MANAGEMENT & DIRECTION SERVICES	1.215	0.205			1.420
414.17	GWG:T/MANG	MANAGEMENT & DIRECTION SERVICES	1.240	0.090			1.330
405.04	GWG:BAG	MANAGEMENT & DIRECTION SERVICES	1.196				1.196
414.08	GWG:JUR	MANAGEMENT & DIRECTION SERVICES	1.281	0.166			1.447
405.02	GWG:BEG	MANAGEMENT & DIRECTION SERVICES	1.145	1.893			3.039
419.01	Gasa	MANAGEMENT & DIRECTION SERVICES	26,556	12,041			38,597
420.07	GWG:TSHANG	MANAGEMENT & DIRECTION SERVICES	1.252	0.058			1.310
401.05	GWG:DAG	MANAGEMENT & DIRECTION SERVICES	1.132	2.400			3.532
407.07	GWG:SHE	MANAGEMENT & DIRECTION SERVICES	1.252	0.333			1.586
414.01	M/gar	MANAGEMENT & DIRECTION SERVICES	54,914	2,987			57,901
414.10	GWG:MONGGA	MANAGEMENT & DIRECTION SERVICES	1.274	0.184			1,458
418.04	GWG:DAGALA	MANAGEMENT & DIRECTION SERVICES	1.225	0.320			1,545

Schedule 5: EXPENDITURE SUMMARY BY IMF FUNCTIONAL CLASSIFICATION

AU	Administrative Unit	Programme	CURRENT	CAPITAL	LEND	REPAY	TOTAL
413.05	GWG:KUR-GA	MANAGEMENT & DIRECTION SERVICES	1.110	0.698			1.808
406.08	GWG:LAJA	MANAGEMENT & DIRECTION SERVICES	1.190				1.190
403.03	GWG:DOG	MANAGEMENT & DIRECTION SERVICES	1.215				1.215
409.04	GWG:TANG	MANAGEMENT & DIRECTION SERVICES	1.255				1.255
415.09	GWG:D/LING	MANAGEMENT & DIRECTION SERVICES	1.280				1.280
412.05	GWG:NUBI	MANAGEMENT & DIRECTION SERVICES	1.224	1.238			2.462
418.08	GWG:MEWANG	MANAGEMENT & DIRECTION SERVICES	1.217	0.150			1.367
408.10	GWG:NYSHO	MANAGEMENT & DIRECTION SERVICES	1.298	0.138			1.436
416.03	GWG:PTHANG	MANAGEMENT & DIRECTION SERVICES	1.244	0.749			1.992
405.11	GWG:SHG	MANAGEMENT & DIRECTION SERVICES	1.208				1.208
420.03	GWG:J/KHAR	MANAGEMENT & DIRECTION SERVICES	1.215	0.339			1.554
410.08	GWG:GL	MANAGEMENT & DIRECTION SERVICES	1.190	0.290			1.479
411.02	GWG:BARDO	MANAGEMENT & DIRECTION SERVICES	1.237				1.237
420.01	T/Yangtse	MANAGEMENT & DIRECTION SERVICES	26.233	4.091			30.324
401.08	GWG:DUG	MANAGEMENT & DIRECTION SERVICES	1.160	0.577			1.738
406.12	GWG:TEZA	MANAGEMENT & DIRECTION SERVICES	1.231				1.231
407.11	GWG:BAAP	MANAGEMENT & DIRECTION SERVICES	1.215	0.200			1.415
402.05	GWG:SAM	MANAGEMENT & DIRECTION SERVICES	1.194	0.253			1.447
419.02	GWG:KHAME	MANAGEMENT & DIRECTION SERVICES	1.224	0.040			1.264
408.06	GWG:GASEG	MANAGEMENT & DIRECTION SERVICES	1.201	0.125			1.326
404.06	GWG:DEN	MANAGEMENT & DIRECTION SERVICES	1.233	0.050			1.283
415.05	GWG:KHAR	MANAGEMENT & DIRECTION SERVICES	1.255				1.255
411.09	GWG:G/SHIN	MANAGEMENT & DIRECTION SERVICES	1.248	1.560			2.808
417.11	GWG:RADHI	MANAGEMENT & DIRECTION SERVICES	1.232	0.500			1.732
410.04	GWG:DG	MANAGEMENT & DIRECTION SERVICES	1.213	0.468			1.681
414.05	GWG:D/TSE	MANAGEMENT & DIRECTION SERVICES	1.248	0.090			1.337
414.16	GWG:T/LING	MANAGEMENT & DIRECTION SERVICES	1.226				1.226
415.06	GWG:SHUMER	MANAGEMENT & DIRECTION SERVICES	1.252	0.100			1.352

Schedule 5: EXPENDITURE SUMMARY BY IMF FUNCTIONAL CLASSIFICATION							
AU	Administrative Unit	Programme	CURRENT	CAPITAL	LEND	REPAY	TOTAL
405.03	GWG:DUG	MANAGEMENT & DIRECTION SERVICES	1.201				1.201
405.10	GWG:PGC	MANAGEMENT & DIRECTION SERVICES	1.227				1.227
418.09	GWG:NARO	MANAGEMENT & DIRECTION SERVICES	1.131	1.339			2.470
410.07	GWG:GELE	MANAGEMENT & DIRECTION SERVICES	1.217	2.060			3.276
416.01	S/Jongkhar	MANAGEMENT & DIRECTION SERVICES	63.953	2.881			66.834
408.11	GWG:PHANG	MANAGEMENT & DIRECTION SERVICES	1.228	0.609			1.837
413.01	L/tse	MANAGEMENT & DIRECTION SERVICES	26.297	0.915			27.213
414.09	GWG:K/KHAR	MANAGEMENT & DIRECTION SERVICES	1.368	0.230			1.597
404.12	GWG:NAINI	MANAGEMENT & DIRECTION SERVICES	1.172				1.172
409.03	GWG:CHHUME	MANAGEMENT & DIRECTION SERVICES	1.247	0.799			2.046
420.02	GWG:B/LING	MANAGEMENT & DIRECTION SERVICES	1.248	0.020			1.268
419.03	GWG:KHATOE	MANAGEMENT & DIRECTION SERVICES	1.181	0.080			1.261
417.14	GWG:S/PHU	MANAGEMENT & DIRECTION SERVICES	1.235	0.400			1.635
408.07	GWG:GASEW	MANAGEMENT & DIRECTION SERVICES	1.218				1.218
415.04	GWG:DUNG	MANAGEMENT & DIRECTION SERVICES	1.267	0.270			1.537
404.01	S/tse	MANAGEMENT & DIRECTION SERVICES	56.718	18.615			75.333
405.08	GWG:MEG	MANAGEMENT & DIRECTION SERVICES	1.171	0.813			1.984
411.06	GWG:PHANG	MANAGEMENT & DIRECTION SERVICES	1.248				1.248
402.03	GWG:KSH	MANAGEMENT & DIRECTION SERVICES	1.210	0.036			1.246
410.03	GWG:CHUZ	MANAGEMENT & DIRECTION SERVICES	1.197				1.197
418.01	T/phu	MANAGEMENT & DIRECTION SERVICES	62.810	7.342			70.151
401.12	GWG:PLG	MANAGEMENT & DIRECTION SERVICES	1.044	0.150			1.193
404.07	GWG:DOR	MANAGEMENT & DIRECTION SERVICES	1.296	1.378			2.674
414.04	GWG:CHAS	MANAGEMENT & DIRECTION SERVICES	1.240				1.240
409.05	GWG:URA	MANAGEMENT & DIRECTION SERVICES	1.254	0.635			1.889
416.04	GWG:GOMDAR	MANAGEMENT & DIRECTION SERVICES	1.236				1.236
412.03	GWG:KPU	MANAGEMENT & DIRECTION SERVICES	1.242	3.868			5.110
403.10	GWG:TSE	MANAGEMENT & DIRECTION SERVICES	1.226	1.341			2.567

Schedule 5: EXPENDITURE SUMMARY BY IMF FUNCTIONAL CLASSIFICATION

AU	Administrative Unit	Programme	CURRENT	CAPITAL	LEND	REPAY	TOTAL
417.09	GWG:Y/NEER	MANAGEMENT & DIRECTION SERVICES	1.223	1.228			2.451
409.02	GWG:CHHOEK	MANAGEMENT & DIRECTION SERVICES	1.255	0.140			1.395
405.09	GWG:PAT	MANAGEMENT & DIRECTION SERVICES	1.175	0.049			1.224
404.04	GWG:CHAR	MANAGEMENT & DIRECTION SERVICES	1.184	1.100			2.284
413.07	GWG:MINBI	MANAGEMENT & DIRECTION SERVICES	1.208	0.510			1.718
408.08	GWG:KAZHI	MANAGEMENT & DIRECTION SERVICES	1.228	0.758			1.986
418.02	GWG:SOE	MANAGEMENT & DIRECTION SERVICES	0.947	1.407			2.354
415.07	GWG:YUR	MANAGEMENT & DIRECTION SERVICES	1.253	0.982			2.235
406.06	GWG:KANA	MANAGEMENT & DIRECTION SERVICES	1.203	0.345			1.548
405.13	GWG:TGR	MANAGEMENT & DIRECTION SERVICES	1.186	0.091			1.277
403.05	GWG:HOR	MANAGEMENT & DIRECTION SERVICES	1.217				1.217
417.06	GWG:K/LING	MANAGEMENT & DIRECTION SERVICES	1.322				1.322
410.10	GWG:UML	MANAGEMENT & DIRECTION SERVICES	1.200				1.200
406.03	GWG:DRU	MANAGEMENT & DIRECTION SERVICES	1.203				1.203
404.14	GWG:SAM	MANAGEMENT & DIRECTION SERVICES	1.169				1.169
406.04	GWG:GESAR	MANAGEMENT & DIRECTION SERVICES	1.156				1.156
418.03	GWG:CHANG	MANAGEMENT & DIRECTION SERVICES	1.227	0.150			1.377
418.07	GWG:L/SHI	MANAGEMENT & DIRECTION SERVICES	1.112	0.178			1.291
413.04	GWG:KHO	MANAGEMENT & DIRECTION SERVICES	1.214	0.105			1.319
414.07	GWG:GONG	MANAGEMENT & DIRECTION SERVICES	1.283	0.419			1.702
401.02	GWG:SPS	MANAGEMENT & DIRECTION SERVICES	1.173	0.055			1.228
415.02	GWG:CHONG	MANAGEMENT & DIRECTION SERVICES	1.223	0.864			2.087
417.01	T/gang	MANAGEMENT & DIRECTION SERVICES	58.517	5.057			63.574
405.06	GWG:RAG	MANAGEMENT & DIRECTION SERVICES	1.187	0.289			1.476
406.10	GWG:T/GANG	MANAGEMENT & DIRECTION SERVICES	1.151				1.151
404.08	GWG:DUM	MANAGEMENT & DIRECTION SERVICES	1.232	1.348			2.579
415.03	GWG:CHHIM	MANAGEMENT & DIRECTION SERVICES	1.255	0.014			1.269
405.05	GWG:GOG	MANAGEMENT & DIRECTION SERVICES	1.205	0.050			1.255

Schedule 5: EXPENDITURE SUMMARY BY IMF FUNCTIONAL CLASSIFICATION							
AU	Administrative Unit	Programme	CURRENT	CAPITAL	LEND	REPAY	TOTAL
411.07	GWG:S/KHAR	MANAGEMENT & DIRECTION SERVICES	1.214	0.400			1.614
410.12	GWG:SAR	MANAGEMENT & DIRECTION SERVICES	1.168	1.374			2.541
401.03	GWG:BOG	MANAGEMENT & DIRECTION SERVICES	1.286	1.126			2.412
416.05	GWG:W/PHU	MANAGEMENT & DIRECTION SERVICES	1.243	2.277			3.521
411.08	GWG:TRONG	MANAGEMENT & DIRECTION SERVICES	1.236				1.236
410.05	GWG:CHU	MANAGEMENT & DIRECTION SERVICES	1.183	2.165			3.348
407.12	GWG:TOEP	MANAGEMENT & DIRECTION SERVICES	1.237	0.250			1.487
402.06	GWG:USE	MANAGEMENT & DIRECTION SERVICES	1.200	0.430			1.630
416.08	GWG:MART	MANAGEMENT & DIRECTION SERVICES	1.342	0.305			1.647
401.01	C/kha	MANAGEMENT & DIRECTION SERVICES	54.941	8.093			63.034
402.01	Haa	MANAGEMENT & DIRECTION SERVICES	29.583	4.325			33.907
406.11	GWG:T/KHA	MANAGEMENT & DIRECTION SERVICES	1.221				1.221
417.12	GWG:SAKTEN	MANAGEMENT & DIRECTION SERVICES	1.234	1.159			2.394
408.05	GWG:GANG	MANAGEMENT & DIRECTION SERVICES	1.188	1.833			3.021
403.01	Paro	MANAGEMENT & DIRECTION SERVICES	45.082	8.177			53.259
414.02	GWG:BALAM	MANAGEMENT & DIRECTION SERVICES	1.269	0.569			1.838
419.05	GWG:LUNANA	MANAGEMENT & DIRECTION SERVICES	1.225	0.248			1.473
416.10	GWG:ORONG	MANAGEMENT & DIRECTION SERVICES	1.306				1.306
406.13	GWG:DEO	MANAGEMENT & DIRECTION SERVICES	1.159				1.159
406.01	Dagana	MANAGEMENT & DIRECTION SERVICES	39.916	0.965			40.881
404.05	GWG:CHEN	MANAGEMENT & DIRECTION SERVICES	1.170				1.170
403.06	GWG:LAN	MANAGEMENT & DIRECTION SERVICES	1.237	0.366			1.603
410.11	GWG:SINGHI	MANAGEMENT & DIRECTION SERVICES	1.150	0.177			1.327
417.05	GWG:K/PARA	MANAGEMENT & DIRECTION SERVICES	1.246	0.045			1.291
415.12	GWG:C/LING	MANAGEMENT & DIRECTION SERVICES	1.266	0.313			1.579
403.09	GWG:SHA	MANAGEMENT & DIRECTION SERVICES	1.228	0.020			1.248
407.08	GWG:TALO	MANAGEMENT & DIRECTION SERVICES	1.232	0.329			1.561
401.06	GWG:GTG	MANAGEMENT & DIRECTION SERVICES	1.184				1.184

Schedule 5: EXPENDITURE SUMMARY BY IMF FUNCTIONAL CLASSIFICATION

AU	Administrative Unit	Programme	CURRENT	CAPITAL	LEND	REPAY	TOTAL
404.13	GWG:PUG	MANAGEMENT & DIRECTION SERVICES	1.091	0.332			1.423
408.13	GWG:RUEP	MANAGEMENT & DIRECTION SERVICES	1.301				1.301
420.08	GWG:YLLANG	MANAGEMENT & DIRECTION SERVICES	1.255	0.210			1.465
417.07	GWG:LUMANG	MANAGEMENT & DIRECTION SERVICES	1.318	0.017			1.335
412.04	GWG:LGL	MANAGEMENT & DIRECTION SERVICES	1.206	0.475			1.681
407.09	GWG:TEO	MANAGEMENT & DIRECTION SERVICES	1.226				1.226
403.04	GWG:DOT	MANAGEMENT & DIRECTION SERVICES	1.208	0.380			1.588
416.09	GWG:DEO	MANAGEMENT & DIRECTION SERVICES	1.159				1.159
413.06	GWG:MINJAY	MANAGEMENT & DIRECTION SERVICES	1.204	0.092			1.296
401.11	GWG:MKG	MANAGEMENT & DIRECTION SERVICES	1.235	0.030			1.265
416.06	GWG:L/PHU	MANAGEMENT & DIRECTION SERVICES	1.254	0.368			1.622
411.05	GWG:NGANG	MANAGEMENT & DIRECTION SERVICES	1.218				1.218
406.09	GWG:T/DING	MANAGEMENT & DIRECTION SERVICES	1.230	0.025			1.255
402.04	GWG:SBY	MANAGEMENT & DIRECTION SERVICES	1.222	0.291			1.513
403.11	GWG:WAN	MANAGEMENT & DIRECTION SERVICES	1.228	0.344			1.571
407.02	GWG:CHHU	MANAGEMENT & DIRECTION SERVICES	1.210				1.210
412.06	GWG:TGI	MANAGEMENT & DIRECTION SERVICES	1.224	0.160			1.384
412.02	GWG:DTG	MANAGEMENT & DIRECTION SERVICES	1.179	0.032			1.211
401.09	GWG:GLG	MANAGEMENT & DIRECTION SERVICES	1.197	0.039			1.236
417.16	GWG:UZU	MANAGEMENT & DIRECTION SERVICES	1.234				1.234
414.14	GWG:SILAM	MANAGEMENT & DIRECTION SERVICES	1.277				1.277
405.01	T/rang	MANAGEMENT & DIRECTION SERVICES	34.122	5.678			39.801
414.18	GWG:NARANG	MANAGEMENT & DIRECTION SERVICES	1.246	0.850			2.096
405.12	GWG:TSG	MANAGEMENT & DIRECTION SERVICES	1.158	0.018			1.176
413.08	GWG:METSHO	MANAGEMENT & DIRECTION SERVICES	1.109				1.109
408.02	GWG:BJE	MANAGEMENT & DIRECTION SERVICES	1.215	0.209			1.424
417.02	GWG:BAR	MANAGEMENT & DIRECTION SERVICES	1.233				1.233
410.09	GWG:JIG	MANAGEMENT & DIRECTION SERVICES	1.262	2.279			3.541

Schedule 5: EXPENDITURE SUMMARY BY IMF FUNCTIONAL CLASSIFICATION							
AU	Administrative Unit	Programme	CURRENT	CAPITAL	LEND	REPAY	TOTAL
416.11	GWG:SG	MANAGEMENT & DIRECTION SERVICES	1.052	0.170			1.221
406.07	GWG:KHEBI	MANAGEMENT & DIRECTION SERVICES	1.193	0.016			1.209
404.10	GWG:LHA	MANAGEMENT & DIRECTION SERVICES	1.217	0.200			1.417
415.01	P/Gatshel	MANAGEMENT & DIRECTION SERVICES	41.531	14.491			56.022
410.02	GWG:SAMT	MANAGEMENT & DIRECTION SERVICES	1.183	0.812			1.994
417.13	GWG:S/KHAR	MANAGEMENT & DIRECTION SERVICES	1.319				1.319
414.03	GWG:CHALI	MANAGEMENT & DIRECTION SERVICES	1.255	0.800			2.055
402.07	GWG:GYG	MANAGEMENT & DIRECTION SERVICES	1.112	0.100			1.212
419.04	GWG:LAYA	MANAGEMENT & DIRECTION SERVICES	1.243	2.355			3.598
408.04	GWG:DAGA	MANAGEMENT & DIRECTION SERVICES	1.048	0.237			1.285
407.03	GWG:GOEN	MANAGEMENT & DIRECTION SERVICES	1.203				1.203
408.01	W/du	MANAGEMENT & DIRECTION SERVICES	38.423	2.153			40.576
420.05	GWG:RAMJAR	MANAGEMENT & DIRECTION SERVICES	1.254				1.254
401.10	GWG:LGG	MANAGEMENT & DIRECTION SERVICES	1.236	0.042			1.278
416.12	GWG:SERTHI	MANAGEMENT & DIRECTION SERVICES	1.259				1.259
407.01	P/kha	MANAGEMENT & DIRECTION SERVICES	49.850	15.788			65.638
412.01	T/gsa	MANAGEMENT & DIRECTION SERVICES	24.110	4.052			28.162
404.09	GWG:GHU	MANAGEMENT & DIRECTION SERVICES	1.172				1.172
402.02	GWG:BJE	MANAGEMENT & DIRECTION SERVICES	1.186	0.073			1.259
417.08	GWG:MERAK	MANAGEMENT & DIRECTION SERVICES	1.236	1.103			2.339
414.06	GWG:D/PONG	MANAGEMENT & DIRECTION SERVICES	1.254	0.100			1.354
407.10	GWG:ZOMI	MANAGEMENT & DIRECTION SERVICES	1.218	0.363			1.581
411.04	GWG:NANG	MANAGEMENT & DIRECTION SERVICES	1.187	0.410			1.597
406.15	GWG:NICHU	MANAGEMENT & DIRECTION SERVICES	1.160				1.160
411.01	Z/gang	MANAGEMENT & DIRECTION SERVICES	33.351	2.807			36.157
408.12	GWG:PHOBI	MANAGEMENT & DIRECTION SERVICES	1.172				1.172
407.04	GWG:GUMA	MANAGEMENT & DIRECTION SERVICES	1.135	0.703			1.839
415.11	GWG:NANONG	MANAGEMENT & DIRECTION SERVICES	1.195	0.550			1.745

vEXPENDITURE SUMMARY BY IMF FUNCTIONAL CLASSIFICATION							
AU	Administrative Unit	Programme	CURRENT	CAPITAL	LEND	REPAY	TOTAL
414.11	GWG:NGAT	MANAGEMENT & DIRECTION SERVICES	1.247	0.710			1.957
414.12	GWG:SALENG	MANAGEMENT & DIRECTION SERVICES	1.323	0.415			1.738
404.15	GWG:SIP	MANAGEMENT & DIRECTION SERVICES	1.193	2.869			4.061
415.10	GWG:NORB	MANAGEMENT & DIRECTION SERVICES	1.270	0.086			1.357
406.02	GWG:DOR	MANAGEMENT & DIRECTION SERVICES	1.247	1.697			2.944
408.15	GWG:ATHANG	MANAGEMENT & DIRECTION SERVICES	1.212				1.212
404.16	GWG:TAD	MANAGEMENT & DIRECTION SERVICES	1.009	0.251			1.260
418.06	GWG:KAWANG	MANAGEMENT & DIRECTION SERVICES	1.221	0.881			2.102
414.13	GWG:SHER	MANAGEMENT & DIRECTION SERVICES	1.237	0.949			2.186
401.04	GWG:CHG	MANAGEMENT & DIRECTION SERVICES	1.256				1.256
408.14	GWG:SEPHU	MANAGEMENT & DIRECTION SERVICES	1.218	0.100			1.318
410.13	GWG:SERZ	MANAGEMENT & DIRECTION SERVICES	1.151	0.870			2.021
418.05	GWG:GAYNEY	MANAGEMENT & DIRECTION SERVICES	1.167	0.094			1.261
409.01	B/thang	MANAGEMENT & DIRECTION SERVICES	29.922	7.829			37.751
420.06	GWG:TOETS	MANAGEMENT & DIRECTION SERVICES	1.338	0.180			1.518
401.07	GWG:LKG	MANAGEMENT & DIRECTION SERVICES	1.286	0.050			1.336
420.09	GWG:YANGT	MANAGEMENT & DIRECTION SERVICES	1.256	2.190			3.445
410.06	GWG:TTHANG	MANAGEMENT & DIRECTION SERVICES	1.032				1.032
406.05	GWG:GOSH	MANAGEMENT & DIRECTION SERVICES	1.224				1.224
407.05	GWG:KAB	MANAGEMENT & DIRECTION SERVICES	1.315				1.315
413.03	GWG:JAREY	MANAGEMENT & DIRECTION SERVICES	1.185				1.185
403.08	GWG:NAJ	MANAGEMENT & DIRECTION SERVICES	1.136				1.136
417.03	GWG:PIDUNG	MANAGEMENT & DIRECTION SERVICES	1.228	0.708			1.936
407.06	GWG:LING	MANAGEMENT & DIRECTION SERVICES	1.217				1.217
403.07	GWG:LUN	MANAGEMENT & DIRECTION SERVICES	1.199	0.100			1.299
417.04	GWG:K/LUNG	MANAGEMENT & DIRECTION SERVICES	1.220	2.202			3.422
410.01	S/pang	MANAGEMENT & DIRECTION SERVICES	39.658	7.210			46.867
413.02	GWG:GANG	MANAGEMENT & DIRECTION SERVICES	1.168	0.338			1.506

Schedule 5: EXPENDITURE SUMMARY BY IMF FUNCTIONAL CLASSIFICATION							
AU	Administrative Unit	Programme	CURRENT	CAPITAL	LEND	REPAY	TOTAL
416.02	GWG:PTHANG	MANAGEMENT & DIRECTION SERVICES	1.344	0.387			1.731
		Total	1,085.620	217.758			1,303.378
205.01	MEA	CONSUMER PROTECTION SERVICES	3.410	2.335			5.745
127.01	NCWC	WOMEN & CHILDREN COMMISSION SERVICES	12.551	26.030			38.580
113.01	BOC	OLYMPIC SERVICES	24.327	11.004			35.331
103.01	NAB	NATIONAL ASSEMBLY SERVICES	98.892	21.525			120.417
101.01	HMS	HIS MAJESTY'S SECRETARIAT SERVICES	33.659	2.162			35.821
107.01	RCSC	RCSC SECRETARIAT SERVICES	57.283	118.526			175.809
121.01	NSB	NATIONAL STATISTICAL SERVICES	30.426	19.151			49.577
109.01	ECB	NATIONAL ELECTION SERVICES	44.757	89.055			133.812
117.01	GNHC	NATIONAL PLANNING SERVICES	39.245	55.795			95.041
201.01	MHCA	DISASTER MANAGEMENT SERVICES	19.230	24.877			44.107
202.01	MOF	FINANCIAL POLICY DIRECTION SERVICES	468.133	236.790			704.923
104.01	NCB	NATIONAL COUNCIL SERVICES	67.344	14.324			81.668
102.01	HMS	HIS MAJESTY'S SECRETARIAT SERVICES	21.660				21.660
201.01	MHCA	IMMIGRATION SERVICE	79.873	3.907			83.779
202.01	MOF	REVENUE & CUSTOM SERVICES	279.955	104.753			384.708
202.01	MOF	NATIONAL BUDGET SERVICES	16.409	4.883			21.292
111.01	CS	CABINET SECRETARIAT SERVICES	40.464	22.552			63.017
117.01	GNHC	SDS PROJECT MANAGEMENT SERVICES		17.478			17.478
202.01	MOF	NATIONAL PROPERTY SERVICES	122.406	18.741			141.147
203.01	MFA	FOREIGN RELATIONS SERVICES	368.730	23.833			392.563
203.01	MFA	FOREIGN POLICY DIRECTION SERVICES	160.733	2.462			163.195
130.01	RPC	ROYAL PRIVY COUNCIL SERVICES	13.328	1.219			14.547
201.01	MHCA	LOCAL GOVERNANCE SERVICES	19.515	77.389			96.904
201.01	MHCA	HOME & CULTURAL POLICY DIRECTION SERVICES	54.413	7.492			61.905

Schedule 5: EXPENDITURE SUMMARY BY IMF FUNCTIONAL CLASSIFICATION							
AU	Administrative Unit	Programme	CURRENT	CAPITAL	LEND	REPAY	TOTAL
209.01	MOE	YOUTH SERVICES	37.431	66.368			103.799
124.01	THROM	YOUTH SERVICES	0.813				0.813
134.01	BNLI	LEGAL EDUCATION AND RESEARCH SERVICES	17.005	6.727			23.732
133.01	RIL	LEGAL EDUCATION AND RESEARCH SERVICES	8.168	6.118			14.286
116.01	CBS	BHUTAN STUDIES SERVICES	38.298	1.270			39.568
206.01	MWHS	WORKS & HUMAN SETTLEMENT POLICY DIRECTION SERVICES	36.908	56.430			93.338
204.01	MAF	AGRICULTURE AND FOOD REGULATORY SERVICES	90.725	31.885			122.610
118.01	NEC	NATIONAL ENVIRONMENTAL SERVICES	33.276	60.436			93.712
210.01	MLHR	LABOUR & HUMAN RESOURCE POLICY DIRECTION SERVICES	22.426	1.434			23.860
135.01	CSOA	CIVIL SOCIETY SERVICES	4.027	0.090			4.117
		Total	2,365.818	1,137.043	0.000	0.000	3,502.861
419.01	Gasa	CIVIL REGISTRATION & CENSUS SERVICES	0.685				0.685
420.01	T/Yangtse	CIVIL REGISTRATION & CENSUS SERVICES	1.043				1.043
414.01	M/gar	CIVIL REGISTRATION & CENSUS SERVICES	1.156				1.156
416.01	S/Jongkhar	CIVIL REGISTRATION & CENSUS SERVICES	1.096				1.096
413.01	L/tse	CIVIL REGISTRATION & CENSUS SERVICES	0.673				0.673
417.01	T/gang	CIVIL REGISTRATION & CENSUS SERVICES	1.853	0.158			2.011
404.01	S/tse	CIVIL REGISTRATION & CENSUS SERVICES	0.983				0.983

Schedule 5: EXPENDITURE SUMMARY BY IMF FUNCTIONAL CLASSIFICATION							
AU	Administrative Unit	Programme	CURRENT	CAPITAL	LEND	REPAY	TOTAL
418.01	T/phu	CIVIL REGISTRATION & CENSUS SERVICES	1.181				1.181
406.01	Dagana	CIVIL REGISTRATION & CENSUS SERVICES	1.338				1.338
401.01	C/kha	CIVIL REGISTRATION & CENSUS SERVICES	2.654				2.654
403.01	Paro	CIVIL REGISTRATION & CENSUS SERVICES	1.534				1.534
415.01	P/Gatshel	CIVIL REGISTRATION & CENSUS SERVICES	1.279	0.150			1.429
412.01	T/gsa	CIVIL REGISTRATION & CENSUS SERVICES	0.861				0.861
411.01	Z/gang	CIVIL REGISTRATION & CENSUS SERVICES	1.094				1.094
407.01	P/kha	CIVIL REGISTRATION & CENSUS SERVICES	1.283				1.283
408.01	W/due	CIVIL REGISTRATION & CENSUS SERVICES	1.337	0.080			1.417
402.01	Haa	CIVIL REGISTRATION & CENSUS SERVICES	0.942	0.134			1.076
201.01	MHCA	CIVIL REGISTRATION & CENSUS SERVICES	21.287	33.054			54.341
405.01	T/rang	CIVIL REGISTRATION & CENSUS SERVICES	1.432				1.432
409.01	B/thang	CIVIL REGISTRATION & CENSUS SERVICES	1.065	0.079			1.144
410.01	S/pang	CIVIL REGISTRATION & CENSUS SERVICES	1.408				1.408
		Total	46.186	33.654			79.841

Schedule 5: EXPENDITURE SUMMARY BY IMF FUNCTIONAL CLASSIFICATION

AU	Administrative Unit	Programme	CURRENT	CAPITAL	LEND	REPAY	TOTAL
115.01	NLC	SURVEY & LAND RECORD SERVICES	201.230	73.222			274.453
419.01	Gasa	SURVEY & LAND RECORD SERVICES	0.827				0.827
420.01	T/Yangtse	SURVEY & LAND RECORD SERVICES	1.693	3.950			5.644
414.01	M/gar	SURVEY & LAND RECORD SERVICES	2.249				2.249
404.01	S/tse	SURVEY & LAND RECORD SERVICES	3.684	0.020			3.705
418.01	T/phu	SURVEY & LAND RECORD SERVICES	2.482				2.482
417.01	T/gang	SURVEY & LAND RECORD SERVICES	2.876	0.068			2.944
416.01	S/Jongkhar	SURVEY & LAND RECORD SERVICES	2.915				2.915
413.01	L/tse	SURVEY & LAND RECORD SERVICES	1.719				1.719
410.01	S/pang	SURVEY & LAND RECORD SERVICES	2.843	0.600			3.443
409.01	B/thang	SURVEY & LAND RECORD SERVICES	1.763	5.946			7.710
406.01	Dagana	SURVEY & LAND RECORD SERVICES	3.364				3.364
402.01	Haa	SURVEY & LAND RECORD SERVICES	1.777	0.246			2.023
403.01	Paro	SURVEY & LAND RECORD SERVICES	3.023				3.023
405.01	T/rang	SURVEY & LAND RECORD SERVICES	2.147	0.370			2.517
415.01	P/Gatshel	SURVEY & LAND RECORD SERVICES	2.155	7.931			10.086
408.01	W/due	SURVEY & LAND RECORD SERVICES	3.637	0.913			4.550
412.01	T/gsa	SURVEY & LAND RECORD SERVICES	1.566				1.566
407.01	P/kha	SURVEY & LAND RECORD SERVICES	2.262	0.072			2.334
411.01	Z/gang	SURVEY & LAND RECORD SERVICES	1.747				1.747
115.01	NLC	NATIONAL LAND SERVICES	31.252	64.129			95.381
		Total	277.215	157.468			434.682
		Public Debt Services	3,339,594	1,588,916	177.803	2,771.677	7,877.990
202.01	MOF	PUBLIC ACCOUNTS SERVICES	3,339,594	1,588,916	177.803	2,771.677	7,877.990
		Social Services	7,729,926	3,029,017	0.000	0.000	10,758.943
404.03	GWG:BIRU	BASIC EDUCATION SERVICES		0.400			0.400
404.11	GWG:TEN	BASIC EDUCATION SERVICES		0.490			0.490
408.09	GWG:NAHI	BASIC EDUCATION SERVICES		0.050			0.050

Schedule 5: EXPENDITURE SUMMARY BY IMF FUNCTIONAL CLASSIFICATION							
AU	Administrative Unit	Programme	CURRENT	CAPITAL	LEND	REPAY	TOTAL
209.01	MOE	BASIC EDUCATION SERVICES	661.777	562.136			1,223.913
420.01	T/Yangtse	BASIC EDUCATION SERVICES	154.425	29.847			184.272
419.01	Gasa	BASIC EDUCATION SERVICES	30.294	6.070			36.364
413.09	GWG:TGA	BASIC EDUCATION SERVICES		0.400			0.400
416.03	GWG:PTHANG	BASIC EDUCATION SERVICES		0.147			0.147
404.14	GWG:SAM	BASIC EDUCATION SERVICES		0.021			0.021
417.06	GWG:K/LING	BASIC EDUCATION SERVICES		0.100			0.100
414.01	M/gar	BASIC EDUCATION SERVICES	265.966	46.087			312.053
417.01	T/gang	BASIC EDUCATION SERVICES	383.840	79.399			463.239
404.01	S/tse	BASIC EDUCATION SERVICES	307.736	48.810			356.546
418.01	T/phu	BASIC EDUCATION SERVICES	75.332	14.974			90.305
404.06	GWG:DEN	BASIC EDUCATION SERVICES		0.012			0.012
406.12	GWG:TEZA	BASIC EDUCATION SERVICES		0.143			0.143
409.03	GWG:CHHUME	BASIC EDUCATION SERVICES		0.800			0.800
413.01	L/tse	BASIC EDUCATION SERVICES	145.680	38.867			184.547
416.01	S/Jongkhar	BASIC EDUCATION SERVICES	183.386	55.140			238.527
407.06	GWG:LING	BASIC EDUCATION SERVICES		0.039			0.039
410.01	S/pang	BASIC EDUCATION SERVICES	212.040	63.085			275.125
406.05	GWG:GOSH	BASIC EDUCATION SERVICES		0.501			0.501
124.01	THROM	BASIC EDUCATION SERVICES	590.779	34.771			625.550
408.08	GWG:KAZHI	BASIC EDUCATION SERVICES		0.045			0.045
409.01	B/thang	BASIC EDUCATION SERVICES	124.608	27.618			152.226
406.02	GWG:DOR	BASIC EDUCATION SERVICES		0.811			0.811
404.16	GWG:TAD	BASIC EDUCATION SERVICES		1.709			1.709
401.11	GWG:MKG	BASIC EDUCATION SERVICES		0.600			0.600
403.01	Paro	BASIC EDUCATION SERVICES	263.303	25.118			288.421
402.01	Haa	BASIC EDUCATION SERVICES	79.759	11.000			90.759
406.01	Dagana	BASIC EDUCATION SERVICES	180.261	58.417			238.678
401.01	C/kha	BASIC EDUCATION SERVICES	316.996	50.742			367.738

Schedule 5: EXPENDITURE SUMMARY BY IMF FUNCTIONAL CLASSIFICATION							
AU	Administrative Unit	Programme	CURRENT	CAPITAL	LEND	REPAY	TOTAL
406.10	GWG:T/GANG	BASIC EDUCATION SERVICES		0.758			0.758
405.05	GWG:GOG	BASIC EDUCATION SERVICES		0.639			0.639
415.01	P/Gatshel	BASIC EDUCATION SERVICES	184.054	94.159			278.213
405.01	T/rang	BASIC EDUCATION SERVICES	125.470	71.198			196.668
411.01	Z/gang	BASIC EDUCATION SERVICES	157.903	56.677			214.580
407.01	P/kha	BASIC EDUCATION SERVICES	195.512	23.644			219.156
408.01	W/due	BASIC EDUCATION SERVICES	224.026	30.353			254.379
412.01	T/gsa	BASIC EDUCATION SERVICES	110.365	27.227			137.591
407.08	GWG:TALO	BASIC EDUCATION SERVICES		0.250			0.250
132.01	KGUMSB	TERTIARY EDUCATION SERVICES		6.177			6.177
114.01	DDC	DZONGKHA DEVELOPMENT SERVICES	19.248	3.299			22.548
120.01	RUB	TERTIARY EDUCATION SERVICES	0.575	89.877			90.453
120.01	RUB	UNIVERSITY SECRETARIAT SERVICES		22.647			22.647
119.01	RIM	MANAGEMENT TRAINING SERVICES	48.311	51.171			99.482
132.01	KGUMSB	UNIVERSITY SECRETARIAT SERVICES	20.973	10.132			31.105
209.01	MOE	CONTINUING & NON-FORMAL EDUCATION SERVICES	17.753	330.834			348.587
124.01	THROM	CONTINUING & NON-FORMAL EDUCATION SERVICES	0.269				0.269
129.01	BCSEA	SCHOOL EXAMINATION & ASSESSMENT SERVICES	90.504	10.632			101.136
128.01	REC	ROYAL EDUCATION COUNCIL SERVICES	17.905	1.849			19.754
209.01	MOE	EDUCATION POLICY DIRECTION SERVICES	66.985	55.381			122.365
		Total	5,256.033	2,045.257			7,301.290
408.16	GWG:THEDT	PUBLIC HEALTH (COMMUNICABLE & NON-COMMUNICABLE DISEASES) SERVICES		0.809			0.809

Schedule 5: EXPENDITURE SUMMARY BY IMF FUNCTIONAL CLASSIFICATION							
AU	Administrative Unit	Programme	CURRENT	CAPITAL	LEND	REPAY	TOTAL
420.03	GWG:/KHAR	PUBLIC HEALTH (COMMUNICABLE & NON-COMMUNICABLE DISEASES) SERVICES		0.450			0.450
411.02	GWG:BARDO	PUBLIC HEALTH (COMMUNICABLE & NON-COMMUNICABLE DISEASES) SERVICES		0.397			0.397
401.08	GWG:DUG	PUBLIC HEALTH (COMMUNICABLE & NON-COMMUNICABLE DISEASES) SERVICES		0.403			0.403
414.15	GWG:T/RONG	PUBLIC HEALTH (COMMUNICABLE & NON-COMMUNICABLE DISEASES) SERVICES		0.109			0.109
405.02	GWG:BEG	PUBLIC HEALTH (COMMUNICABLE & NON-COMMUNICABLE DISEASES) SERVICES		0.195			0.195
404.02	GWG:BARA	PUBLIC HEALTH (COMMUNICABLE & NON-COMMUNICABLE DISEASES) SERVICES		0.585			0.585
409.04	GWG:TANG	PUBLIC HEALTH (COMMUNICABLE & NON-COMMUNICABLE DISEASES) SERVICES		0.550			0.550
413.09	GWG:TGA	PUBLIC HEALTH (COMMUNICABLE & NON-COMMUNICABLE DISEASES) SERVICES		1.620			1.620
408.10	GWG:NYISHO	PUBLIC HEALTH (COMMUNICABLE & NON-COMMUNICABLE DISEASES) SERVICES		0.208			0.208
405.11	GWG:SHG	PUBLIC HEALTH (COMMUNICABLE & NON-COMMUNICABLE DISEASES) SERVICES		0.317			0.317

Schedule 5: EXPENDITURE SUMMARY BY IMF FUNCTIONAL CLASSIFICATION							
AU	Administrative Unit	Programme	CURRENT	CAPITAL	LEND	REPAY	TOTAL
416.03	GWG:PTHANG	PUBLIC HEALTH (COMMUNICABLE & NON-COMMUNICABLE DISEASES) SERVICES		0.299			0.299
415.09	GWG:D/LING	PUBLIC HEALTH (COMMUNICABLE & NON-COMMUNICABLE DISEASES) SERVICES		1.136			1.136
420.07	GWG:TSHANG	PUBLIC HEALTH (COMMUNICABLE & NON-COMMUNICABLE DISEASES) SERVICES		0.321			0.321
414.10	GWG:MONGGA	PUBLIC HEALTH (COMMUNICABLE & NON-COMMUNICABLE DISEASES) SERVICES		0.726			0.726
418.07	GWG:L/SHI	PUBLIC HEALTH (COMMUNICABLE & NON-COMMUNICABLE DISEASES) SERVICES		0.634			0.634
406.03	GWG:DRU	PUBLIC HEALTH (COMMUNICABLE & NON-COMMUNICABLE DISEASES) SERVICES		0.536			0.536
410.10	GWG:UML	PUBLIC HEALTH (COMMUNICABLE & NON-COMMUNICABLE DISEASES) SERVICES		0.010			0.010
417.06	GWG:K/LING	PUBLIC HEALTH (COMMUNICABLE & NON-COMMUNICABLE DISEASES) SERVICES		1.153			1.153
404.14	GWG:SAM	PUBLIC HEALTH (COMMUNICABLE & NON-COMMUNICABLE DISEASES) SERVICES		3.004			3.004
413.05	GWG:KUR-GA	PUBLIC HEALTH (COMMUNICABLE & NON-COMMUNICABLE DISEASES) SERVICES		0.268			0.268

Schedule 5: EXPENDITURE SUMMARY BY IMF FUNCTIONAL CLASSIFICATION							
AU	Administrative Unit	Programme	CURRENT	CAPITAL	LEND	REPAY	TOTAL
405.08	GWG:MEG	PUBLIC HEALTH (COMMUNICABLE & NON-COMMUNICABLE DISEASES) SERVICES		0.365			0.365
415.04	GWG:DUNG	PUBLIC HEALTH (COMMUNICABLE & NON-COMMUNICABLE DISEASES) SERVICES		1.300			1.300
410.03	GWG:CHUZ	PUBLIC HEALTH (COMMUNICABLE & NON-COMMUNICABLE DISEASES) SERVICES		0.702			0.702
415.02	GWG:CHONG	PUBLIC HEALTH (COMMUNICABLE & NON-COMMUNICABLE DISEASES) SERVICES		0.342			0.342
401.12	GWG:PLG	PUBLIC HEALTH (COMMUNICABLE & NON-COMMUNICABLE DISEASES) SERVICES		3.054			3.054
414.04	GWG:CHAS	PUBLIC HEALTH (COMMUNICABLE & NON-COMMUNICABLE DISEASES) SERVICES		0.400			0.400
404.07	GWG:DOR	PUBLIC HEALTH (COMMUNICABLE & NON-COMMUNICABLE DISEASES) SERVICES		2.560			2.560
416.07	GWG:LAURI	PUBLIC HEALTH (COMMUNICABLE & NON-COMMUNICABLE DISEASES) SERVICES		0.400			0.400
417.11	GWG:RADHI	PUBLIC HEALTH (COMMUNICABLE & NON-COMMUNICABLE DISEASES) SERVICES		0.527			0.527
407.11	GWG:BAAP	PUBLIC HEALTH (COMMUNICABLE & NON-COMMUNICABLE DISEASES) SERVICES		0.661			0.661

Schedule 5: EXPENDITURE SUMMARY BY IMF FUNCTIONAL CLASSIFICATION							
AU	Administrative Unit	Programme	CURRENT	CAPITAL	LEND	REPAY	TOTAL
411.09	GWG:G/SHIN	PUBLIC HEALTH (COMMUNICABLE & NON-COMMUNICABLE DISEASES) SERVICES		0.196			0.196
410.04	GWG:DG	PUBLIC HEALTH (COMMUNICABLE & NON-COMMUNICABLE DISEASES) SERVICES		1.931			1.931
405.07	GWG:KIG	PUBLIC HEALTH (COMMUNICABLE & NON-COMMUNICABLE DISEASES) SERVICES		0.440			0.440
404.06	GWG:DEN	PUBLIC HEALTH (COMMUNICABLE & NON-COMMUNICABLE DISEASES) SERVICES		0.347			0.347
402.05	GWG:SAM	PUBLIC HEALTH (COMMUNICABLE & NON-COMMUNICABLE DISEASES) SERVICES		0.586			0.586
406.12	GWG:TEZA	PUBLIC HEALTH (COMMUNICABLE & NON-COMMUNICABLE DISEASES) SERVICES		0.334			0.334
415.05	GWG:KHAR	PUBLIC HEALTH (COMMUNICABLE & NON-COMMUNICABLE DISEASES) SERVICES		0.880			0.880
408.06	GWG:GASEG	PUBLIC HEALTH (COMMUNICABLE & NON-COMMUNICABLE DISEASES) SERVICES		0.040			0.040
414.05	GWG:D/TSE	PUBLIC HEALTH (COMMUNICABLE & NON-COMMUNICABLE DISEASES) SERVICES		0.378			0.378
408.11	GWG:PHANG	PUBLIC HEALTH (COMMUNICABLE & NON-COMMUNICABLE DISEASES) SERVICES		3.050			3.050

Schedule 5: EXPENDITURE SUMMARY BY IMF FUNCTIONAL CLASSIFICATION							
AU	Administrative Unit	Programme	CURRENT	CAPITAL	LEND	REPAY	TOTAL
414.09	GWG:K/KHAR	PUBLIC HEALTH (COMMUNICABLE & NON-COMMUNICABLE DISEASES) SERVICES		0.782			0.782
418.09	GWG:NARO	PUBLIC HEALTH (COMMUNICABLE & NON-COMMUNICABLE DISEASES) SERVICES		0.547			0.547
409.03	GWG:CHHUME	PUBLIC HEALTH (COMMUNICABLE & NON-COMMUNICABLE DISEASES) SERVICES		0.390			0.390
416.01	S./longkhar	PUBLIC HEALTH (COMMUNICABLE & NON-COMMUNICABLE DISEASES) SERVICES	2.820				2.820
415.06	GWG:SHUMER	PUBLIC HEALTH (COMMUNICABLE & NON-COMMUNICABLE DISEASES) SERVICES		2.687			2.687
410.07	GWG:GELE	PUBLIC HEALTH (COMMUNICABLE & NON-COMMUNICABLE DISEASES) SERVICES		1.000			1.000
414.16	GWG:T/LING	PUBLIC HEALTH (COMMUNICABLE & NON-COMMUNICABLE DISEASES) SERVICES		1.084			1.084
417.04	GWG:K/LUNG	PUBLIC HEALTH (COMMUNICABLE & NON-COMMUNICABLE DISEASES) SERVICES		1.130			1.130
407.06	GWG:LING	PUBLIC HEALTH (COMMUNICABLE & NON-COMMUNICABLE DISEASES) SERVICES		0.599			0.599
416.02	GWG:PTHANG	PUBLIC HEALTH (COMMUNICABLE & NON-COMMUNICABLE DISEASES) SERVICES		2.052			2.052

Schedule 5: EXPENDITURE SUMMARY BY IMF FUNCTIONAL CLASSIFICATION							
AU	Administrative Unit	Programme	CURRENT	CAPITAL	LEND	REPAY	TOTAL
406.05	GWG:GOSH	PUBLIC HEALTH (COMMUNICABLE & NON-COMMUNICABLE DISEASES) SERVICES		1.034			1.034
407.05	GWG:KAB	PUBLIC HEALTH (COMMUNICABLE & NON-COMMUNICABLE DISEASES) SERVICES		0.970			0.970
413.02	GWG:GANG	PUBLIC HEALTH (COMMUNICABLE & NON-COMMUNICABLE DISEASES) SERVICES		0.300			0.300
403.07	GWG:LUN	PUBLIC HEALTH (COMMUNICABLE & NON-COMMUNICABLE DISEASES) SERVICES		0.248			0.248
410.06	GWG:TTHANG	PUBLIC HEALTH (COMMUNICABLE & NON-COMMUNICABLE DISEASES) SERVICES		0.016			0.016
401.07	GWG:LKG	PUBLIC HEALTH (COMMUNICABLE & NON-COMMUNICABLE DISEASES) SERVICES		1.370			1.370
420.09	GWG:YANGT	PUBLIC HEALTH (COMMUNICABLE & NON-COMMUNICABLE DISEASES) SERVICES		0.595			0.595
417.09	GWG:Y/NEER	PUBLIC HEALTH (COMMUNICABLE & NON-COMMUNICABLE DISEASES) SERVICES		0.884			0.884
408.08	GWG:KAZHI	PUBLIC HEALTH (COMMUNICABLE & NON-COMMUNICABLE DISEASES) SERVICES		0.690			0.690
405.09	GWG:PAT	PUBLIC HEALTH (COMMUNICABLE & NON-COMMUNICABLE DISEASES) SERVICES		0.294			0.294

Schedule 5: EXPENDITURE SUMMARY BY IMF FUNCTIONAL CLASSIFICATION							
AU	Administrative Unit	Programme	CURRENT	CAPITAL	LEND	REPAY	TOTAL
405.13	GWG:TGR	PUBLIC HEALTH (COMMUNICABLE & NON-COMMUNICABLE DISEASES) SERVICES		0.412			0.412
409.02	GWG:CHHOEK	PUBLIC HEALTH (COMMUNICABLE & NON-COMMUNICABLE DISEASES) SERVICES		0.540			0.540
413.07	GWG:MINBI	PUBLIC HEALTH (COMMUNICABLE & NON-COMMUNICABLE DISEASES) SERVICES		0.440			0.440
418.02	GWG:SOE	PUBLIC HEALTH (COMMUNICABLE & NON-COMMUNICABLE DISEASES) SERVICES		0.480			0.480
415.07	GWG:YUR	PUBLIC HEALTH (COMMUNICABLE & NON-COMMUNICABLE DISEASES) SERVICES		0.150			0.150
406.06	GWG:KANA	PUBLIC HEALTH (COMMUNICABLE & NON-COMMUNICABLE DISEASES) SERVICES		0.572			0.572
403.10	GWG:TSE	PUBLIC HEALTH (COMMUNICABLE & NON-COMMUNICABLE DISEASES) SERVICES		0.475			0.475
415.10	GWG:NORB	PUBLIC HEALTH (COMMUNICABLE & NON-COMMUNICABLE DISEASES) SERVICES		0.253			0.253
420.06	GWG:TOETS	PUBLIC HEALTH (COMMUNICABLE & NON-COMMUNICABLE DISEASES) SERVICES		0.737			0.737
410.13	GWG:SERZ	PUBLIC HEALTH (COMMUNICABLE & NON-COMMUNICABLE DISEASES) SERVICES		1.145			1.145

Schedule 5: EXPENDITURE SUMMARY BY IMF FUNCTIONAL CLASSIFICATION							
AU	Administrative Unit	Programme	CURRENT	CAPITAL	LEND	REPAY	TOTAL
401.04	GWG:CHG	PUBLIC HEALTH (COMMUNICABLE & NON-COMMUNICABLE DISEASES) SERVICES		0.290			0.290
404.16	GWG:TAD	PUBLIC HEALTH (COMMUNICABLE & NON-COMMUNICABLE DISEASES) SERVICES		1.084			1.084
404.15	GWG:SIP	PUBLIC HEALTH (COMMUNICABLE & NON-COMMUNICABLE DISEASES) SERVICES		0.069			0.069
408.15	GWG:ATHANG	PUBLIC HEALTH (COMMUNICABLE & NON-COMMUNICABLE DISEASES) SERVICES		0.349			0.349
406.02	GWG:DOR	PUBLIC HEALTH (COMMUNICABLE & NON-COMMUNICABLE DISEASES) SERVICES		0.390			0.390
414.12	GWG:SALENG	PUBLIC HEALTH (COMMUNICABLE & NON-COMMUNICABLE DISEASES) SERVICES		1.768			1.768
418.06	GWG:KAWANG	PUBLIC HEALTH (COMMUNICABLE & NON-COMMUNICABLE DISEASES) SERVICES		0.698			0.698
420.04	GWG:K/DANG	PUBLIC HEALTH (COMMUNICABLE & NON-COMMUNICABLE DISEASES) SERVICES		2.852			2.852
401.02	GWG:SPS	PUBLIC HEALTH (COMMUNICABLE & NON-COMMUNICABLE DISEASES) SERVICES		0.318			0.318
414.07	GWG:GONG	PUBLIC HEALTH (COMMUNICABLE & NON-COMMUNICABLE DISEASES) SERVICES		0.424			0.424

Schedule 5: EXPENDITURE SUMMARY BY IMF FUNCTIONAL CLASSIFICATION							
AU	Administrative Unit	Programme	CURRENT	CAPITAL	LEND	REPAY	TOTAL
406.14	GWG:LKHA	PUBLIC HEALTH (COMMUNICABLE & NON-COMMUNICABLE DISEASES) SERVICES		0.256			0.256
403.02	GWG:DOB	PUBLIC HEALTH (COMMUNICABLE & NON-COMMUNICABLE DISEASES) SERVICES		0.300			0.300
404.03	GWG:BIRU	PUBLIC HEALTH (COMMUNICABLE & NON-COMMUNICABLE DISEASES) SERVICES		0.689			0.689
408.09	GWG:NAHI	PUBLIC HEALTH (COMMUNICABLE & NON-COMMUNICABLE DISEASES) SERVICES		0.045			0.045
415.08	GWG:ZOB	PUBLIC HEALTH (COMMUNICABLE & NON-COMMUNICABLE DISEASES) SERVICES		0.595			0.595
411.03	GWG:BJOKA	PUBLIC HEALTH (COMMUNICABLE & NON-COMMUNICABLE DISEASES) SERVICES		0.800			0.800
404.11	GWG:TEN	PUBLIC HEALTH (COMMUNICABLE & NON-COMMUNICABLE DISEASES) SERVICES		0.852			0.852
208.01	MOH	PUBLIC HEALTH (COMMUNICABLE & NON-COMMUNICABLE DISEASES) SERVICES	114.201	146.904			261.105
417.10	GWG:P/MEY	PUBLIC HEALTH (COMMUNICABLE & NON-COMMUNICABLE DISEASES) SERVICES		0.493			0.493
414.08	GWG:JUR	PUBLIC HEALTH (COMMUNICABLE & NON-COMMUNICABLE DISEASES) SERVICES		0.905			0.905

Schedule 5: EXPENDITURE SUMMARY BY IMF FUNCTIONAL CLASSIFICATION							
AU	Administrative Unit	Programme	CURRENT	CAPITAL	LEND	REPAY	TOTAL
408.03	GWG:DAN	PUBLIC HEALTH (COMMUNICABLE & NON-COMMUNICABLE DISEASES) SERVICES		1.196			1.196
420.01	T/Yangtse	PUBLIC HEALTH (COMMUNICABLE & NON-COMMUNICABLE DISEASES) SERVICES		0.919			0.919
414.17	GWG:T/MANG	PUBLIC HEALTH (COMMUNICABLE & NON-COMMUNICABLE DISEASES) SERVICES		1.119			1.119
410.08	GWG:GL	PUBLIC HEALTH (COMMUNICABLE & NON-COMMUNICABLE DISEASES) SERVICES		0.235			0.235
406.08	GWG:LAJA	PUBLIC HEALTH (COMMUNICABLE & NON-COMMUNICABLE DISEASES) SERVICES		0.250			0.250
403.03	GWG:DOG	PUBLIC HEALTH (COMMUNICABLE & NON-COMMUNICABLE DISEASES) SERVICES		0.775			0.775
401.05	GWG:DAG	PUBLIC HEALTH (COMMUNICABLE & NON-COMMUNICABLE DISEASES) SERVICES		0.300			0.300
414.01	M/gar	PUBLIC HEALTH (COMMUNICABLE & NON-COMMUNICABLE DISEASES) SERVICES		0.381			0.381
407.07	GWG:SHE	PUBLIC HEALTH (COMMUNICABLE & NON-COMMUNICABLE DISEASES) SERVICES		0.075			0.075
406.04	GWG:GESAR	PUBLIC HEALTH (COMMUNICABLE & NON-COMMUNICABLE DISEASES) SERVICES		0.469			0.469

Schedule 5: EXPENDITURE SUMMARY BY IMF FUNCTIONAL CLASSIFICATION							
AU	Administrative Unit	Programme	CURRENT	CAPITAL	LEND	REPAY	TOTAL
417.14	GWG:S/PHU	PUBLIC HEALTH (COMMUNICABLE & NON-COMMUNICABLE DISEASES) SERVICES		1.751			1.751
408.07	GWG:GASEW	PUBLIC HEALTH (COMMUNICABLE & NON-COMMUNICABLE DISEASES) SERVICES		0.400			0.400
403.04	GWG:DOT	PUBLIC HEALTH (COMMUNICABLE & NON-COMMUNICABLE DISEASES) SERVICES		0.229			0.229
416.06	GWG:L/PHU	PUBLIC HEALTH (COMMUNICABLE & NON-COMMUNICABLE DISEASES) SERVICES		0.205			0.205
416.09	GWG:DEO	PUBLIC HEALTH (COMMUNICABLE & NON-COMMUNICABLE DISEASES) SERVICES		1.593			1.593
407.02	GWG:CHHU	PUBLIC HEALTH (COMMUNICABLE & NON-COMMUNICABLE DISEASES) SERVICES		0.106			0.106
406.09	GWG:T/DING	PUBLIC HEALTH (COMMUNICABLE & NON-COMMUNICABLE DISEASES) SERVICES		1.873			1.873
417.07	GWG:LUMANG	PUBLIC HEALTH (COMMUNICABLE & NON-COMMUNICABLE DISEASES) SERVICES		2.850			2.850
407.09	GWG:TEO	PUBLIC HEALTH (COMMUNICABLE & NON-COMMUNICABLE DISEASES) SERVICES		0.567			0.567
417.12	GWG:SAKTEN	PUBLIC HEALTH (COMMUNICABLE & NON-COMMUNICABLE DISEASES) SERVICES		0.698			0.698

Schedule 5: EXPENDITURE SUMMARY BY IMF FUNCTIONAL CLASSIFICATION							
AU	Administrative Unit	Programme	CURRENT	CAPITAL	LEND	REPAY	TOTAL
406.13	GWG:DEO	PUBLIC HEALTH (COMMUNICABLE & NON-COMMUNICABLE DISEASES) SERVICES		0.660			0.660
408.05	GWG:GANG	PUBLIC HEALTH (COMMUNICABLE & NON-COMMUNICABLE DISEASES) SERVICES		0.575			0.575
414.02	GWG:BALAM	PUBLIC HEALTH (COMMUNICABLE & NON-COMMUNICABLE DISEASES) SERVICES		0.448			0.448
404.05	GWG:CHEN	PUBLIC HEALTH (COMMUNICABLE & NON-COMMUNICABLE DISEASES) SERVICES		1.179			1.179
416.08	GWG:MART	PUBLIC HEALTH (COMMUNICABLE & NON-COMMUNICABLE DISEASES) SERVICES		0.948			0.948
406.11	GWG:T/KHA	PUBLIC HEALTH (COMMUNICABLE & NON-COMMUNICABLE DISEASES) SERVICES		0.100			0.100
411.08	GWG:TRONG	PUBLIC HEALTH (COMMUNICABLE & NON-COMMUNICABLE DISEASES) SERVICES		0.723			0.723
407.12	GWG:TOEP	PUBLIC HEALTH (COMMUNICABLE & NON-COMMUNICABLE DISEASES) SERVICES		0.014			0.014
402.07	GWG:GYG	PUBLIC HEALTH (COMMUNICABLE & NON-COMMUNICABLE DISEASES) SERVICES		0.601			0.601
414.03	GWG:CHALI	PUBLIC HEALTH (COMMUNICABLE & NON-COMMUNICABLE DISEASES) SERVICES		0.808			0.808

Schedule 5: EXPENDITURE SUMMARY BY IMF FUNCTIONAL CLASSIFICATION							
AU	Administrative Unit	Programme	CURRENT	CAPITAL	LEND	REPAY	TOTAL
408.04	GWG:DAGA	PUBLIC HEALTH (COMMUNICABLE & NON-COMMUNICABLE DISEASES) SERVICES		0.858			0.858
405.05	GWG:GOG	PUBLIC HEALTH (COMMUNICABLE & NON-COMMUNICABLE DISEASES) SERVICES		0.388			0.388
410.02	GWG:SAMT	PUBLIC HEALTH (COMMUNICABLE & NON-COMMUNICABLE DISEASES) SERVICES		0.430			0.430
406.10	GWG:T/GANG	PUBLIC HEALTH (COMMUNICABLE & NON-COMMUNICABLE DISEASES) SERVICES		0.154			0.154
404.08	GWG:DUM	PUBLIC HEALTH (COMMUNICABLE & NON-COMMUNICABLE DISEASES) SERVICES		2.225			2.225
417.13	GWG:S/KHAR	PUBLIC HEALTH (COMMUNICABLE & NON-COMMUNICABLE DISEASES) SERVICES		0.679			0.679
414.18	GWG:NARANG	PUBLIC HEALTH (COMMUNICABLE & NON-COMMUNICABLE DISEASES) SERVICES		0.300			0.300
406.07	GWG:KHEBI	PUBLIC HEALTH (COMMUNICABLE & NON-COMMUNICABLE DISEASES) SERVICES		0.518			0.518
416.11	GWG:SG	PUBLIC HEALTH (COMMUNICABLE & NON-COMMUNICABLE DISEASES) SERVICES		0.538			0.538
404.10	GWG:LHA	PUBLIC HEALTH (COMMUNICABLE & NON-COMMUNICABLE DISEASES) SERVICES		0.592			0.592

Schedule 5: EXPENDITURE SUMMARY BY IMF FUNCTIONAL CLASSIFICATION							
AU	Administrative Unit	Programme	CURRENT	CAPITAL	LEND	REPAY	TOTAL
417.02	GWG:BAR	PUBLIC HEALTH (COMMUNICABLE & NON-COMMUNICABLE DISEASES) SERVICES		0.150			0.150
414.14	GWG:SILAM	PUBLIC HEALTH (COMMUNICABLE & NON-COMMUNICABLE DISEASES) SERVICES		1.017			1.017
417.08	GWG:MERAK	PUBLIC HEALTH (COMMUNICABLE & NON-COMMUNICABLE DISEASES) SERVICES		0.151			0.151
407.03	GWG:GOEN	PUBLIC HEALTH (COMMUNICABLE & NON-COMMUNICABLE DISEASES) SERVICES		0.200			0.200
414.06	GWG:D/PONG	PUBLIC HEALTH (COMMUNICABLE & NON-COMMUNICABLE DISEASES) SERVICES		0.702			0.702
404.09	GWG:GHU	PUBLIC HEALTH (COMMUNICABLE & NON-COMMUNICABLE DISEASES) SERVICES		0.098			0.098
122.01	BNCA	NARCOTIC CONTROL SERVICES	16.776	2.433			19.209
415.11	GWG:NANONG	PUBLIC HEALTH (COMMUNICABLE & NON-COMMUNICABLE DISEASES) SERVICES		1.129			1.129
420.08	GWG:YLLANG	PUBLIC HEALTH (COMMUNICABLE & NON-COMMUNICABLE DISEASES) SERVICES		0.150			0.150
401.06	GWG:GTG	PUBLIC HEALTH (COMMUNICABLE & NON-COMMUNICABLE DISEASES) SERVICES		0.378			0.378
407.08	GWG:TALO	PUBLIC HEALTH (COMMUNICABLE & NON-COMMUNICABLE DISEASES) SERVICES		0.329			0.329

Schedule 5: EXPENDITURE SUMMARY BY IMF FUNCTIONAL CLASSIFICATION							
AU	Administrative Unit	Programme	CURRENT	CAPITAL	LEND	REPAY	TOTAL
403.09	GWG:SHA	PUBLIC HEALTH (COMMUNICABLE & NON-COMMUNICABLE DISEASES) SERVICES		0.400			0.400
407.04	GWG:GUMA	PUBLIC HEALTH (COMMUNICABLE & NON-COMMUNICABLE DISEASES) SERVICES		0.655			0.655
402.06	GWG:USE	PUBLIC HEALTH (COMMUNICABLE & NON-COMMUNICABLE DISEASES) SERVICES		0.121			0.121
410.05	GWG:CHU	PUBLIC HEALTH (COMMUNICABLE & NON-COMMUNICABLE DISEASES) SERVICES		0.880			0.880
403.06	GWG:LAN	PUBLIC HEALTH (COMMUNICABLE & NON-COMMUNICABLE DISEASES) SERVICES		1.599			1.599
408.13	GWG:RUJEP	PUBLIC HEALTH (COMMUNICABLE & NON-COMMUNICABLE DISEASES) SERVICES		1.039			1.039
415.12	GWG:C/LING	PUBLIC HEALTH (COMMUNICABLE & NON-COMMUNICABLE DISEASES) SERVICES		0.050			0.050
404.13	GWG:PUG	PUBLIC HEALTH (COMMUNICABLE & NON-COMMUNICABLE DISEASES) SERVICES		1.881			1.881
410.11	GWG:SINGHI	PUBLIC HEALTH (COMMUNICABLE & NON-COMMUNICABLE DISEASES) SERVICES	0.010	0.160			0.170
420.05	GWG:RAMJAR	PUBLIC HEALTH (COMMUNICABLE & NON-COMMUNICABLE DISEASES) SERVICES		1.334			1.334

Schedule 5: EXPENDITURE SUMMARY BY IMF FUNCTIONAL CLASSIFICATION							
AU	Administrative Unit	Programme	CURRENT	CAPITAL	LEND	REPAY	TOTAL
401.10	GWG:LGG	PUBLIC HEALTH (COMMUNICABLE & NON-COMMUNICABLE DISEASES) SERVICES		0.701			0.701
401.03	GWG:BOG	PUBLIC HEALTH (COMMUNICABLE & NON-COMMUNICABLE DISEASES) SERVICES		1.162			1.162
410.12	GWG:SAR	PUBLIC HEALTH (COMMUNICABLE & NON-COMMUNICABLE DISEASES) SERVICES		0.010			0.010
411.04	GWG:NANG	PUBLIC HEALTH (COMMUNICABLE & NON-COMMUNICABLE DISEASES) SERVICES		0.891			0.891
402.02	GWG:BJE	PUBLIC HEALTH (COMMUNICABLE & NON-COMMUNICABLE DISEASES) SERVICES		0.451			0.451
416.05	GWG:W/PHU	PUBLIC HEALTH (COMMUNICABLE & NON-COMMUNICABLE DISEASES) SERVICES		0.250			0.250
407.10	GWG:ZOMI	PUBLIC HEALTH (COMMUNICABLE & NON-COMMUNICABLE DISEASES) SERVICES		0.280			0.280
406.15	GWG:NICHU	PUBLIC HEALTH (COMMUNICABLE & NON-COMMUNICABLE DISEASES) SERVICES		0.301			0.301
414.07	GWG:GONG	DIAGNOSTIC & CURATIVE (HOSPITALS & BHUS) SERVICES		0.294			0.294
404.11	GWG:TEN	DIAGNOSTIC & CURATIVE (HOSPITALS & BHUS) SERVICES		0.300			0.300
404.03	GWG:BIRU	DIAGNOSTIC & CURATIVE (HOSPITALS & BHUS) SERVICES		0.300			0.300

Schedule 5: EXPENDITURE SUMMARY BY IMF FUNCTIONAL CLASSIFICATION							
AU	Administrative Unit	Programme	CURRENT	CAPITAL	LEND	REPAY	TOTAL
415.08	GWG:ZOB	DIAGNOSTIC & CURATIVE (HOSPITALS & BHUS) SERVICES		0.405			0.405
401.02	GWG:SPS	DIAGNOSTIC & CURATIVE (HOSPITALS & BHUS) SERVICES		0.273			0.273
414.15	GWG:T/RONG	DIAGNOSTIC & CURATIVE (HOSPITALS & BHUS) SERVICES		0.250			0.250
420.01	T/Yangtse	DIAGNOSTIC & CURATIVE (HOSPITALS & BHUS) SERVICES	25.978	2.449			28.427
419.01	Gasa	DIAGNOSTIC & CURATIVE (HOSPITALS & BHUS) SERVICES	9.048	0.175			9.223
208.01	MOH	DIAGNOSTIC & CURATIVE (HOSPITALS & BHUS) SERVICES	640.930	448.985			1,089.915
401.08	GWG:DUG	DIAGNOSTIC & CURATIVE (HOSPITALS & BHUS) SERVICES		0.935			0.935
412.05	GWG:NUBI	DIAGNOSTIC & CURATIVE (HOSPITALS & BHUS) SERVICES		0.386			0.386
404.02	GWG:BARA	DIAGNOSTIC & CURATIVE (HOSPITALS & BHUS) SERVICES		2.610			2.610
413.05	GWG:KUR-GA	DIAGNOSTIC & CURATIVE (HOSPITALS & BHUS) SERVICES		0.400			0.400
410.10	GWG:UML	DIAGNOSTIC & CURATIVE (HOSPITALS & BHUS) SERVICES		0.470			0.470
417.06	GWG:K/LING	DIAGNOSTIC & CURATIVE (HOSPITALS & BHUS) SERVICES		0.250			0.250
404.14	GWG:SAM	DIAGNOSTIC & CURATIVE (HOSPITALS & BHUS) SERVICES		0.274			0.274
414.01	M/gar	DIAGNOSTIC & CURATIVE (HOSPITALS & BHUS) SERVICES	32.110	0.934			33.044
418.04	GWG:DAGALA	DIAGNOSTIC & CURATIVE (HOSPITALS & BHUS) SERVICES		0.044			0.044

Schedule 5: EXPENDITURE SUMMARY BY IMF FUNCTIONAL CLASSIFICATION							
AU	Administrative Unit	Programme	CURRENT	CAPITAL	LEND	REPAY	TOTAL
409.05	GWG:URA	DIAGNOSTIC & CURATIVE (HOSPITALS & BHUS) SERVICES		0.268			0.268
418.01	T/phu	DIAGNOSTIC & CURATIVE (HOSPITALS & BHUS) SERVICES	15.590	0.080			15.670
415.02	GWG:CHONG	DIAGNOSTIC & CURATIVE (HOSPITALS & BHUS) SERVICES		0.250			0.250
404.07	GWG:DOR	DIAGNOSTIC & CURATIVE (HOSPITALS & BHUS) SERVICES		0.227			0.227
404.01	S/tse	DIAGNOSTIC & CURATIVE (HOSPITALS & BHUS) SERVICES	79.377	0.917			80.294
417.01	T/gang	DIAGNOSTIC & CURATIVE (HOSPITALS & BHUS) SERVICES	89.618	11.808			101.426
410.04	GWG:DG	DIAGNOSTIC & CURATIVE (HOSPITALS & BHUS) SERVICES		0.525			0.525
415.05	GWG:KHAR	DIAGNOSTIC & CURATIVE (HOSPITALS & BHUS) SERVICES		0.200			0.200
408.06	GWG:GASEG	DIAGNOSTIC & CURATIVE (HOSPITALS & BHUS) SERVICES		0.144			0.144
416.01	S/Jongkhar	DIAGNOSTIC & CURATIVE (HOSPITALS & BHUS) SERVICES	33.426	8.710			42.135
413.01	L/tse	DIAGNOSTIC & CURATIVE (HOSPITALS & BHUS) SERVICES	28.274	1.132			29.405
417.03	GWG:PIDUNG	DIAGNOSTIC & CURATIVE (HOSPITALS & BHUS) SERVICES		0.100			0.100
410.01	S/pang	DIAGNOSTIC & CURATIVE (HOSPITALS & BHUS) SERVICES	36.686	2.406			39.092
403.07	GWG:LUN	DIAGNOSTIC & CURATIVE (HOSPITALS & BHUS) SERVICES		0.100			0.100
403.10	GWG:TSE	DIAGNOSTIC & CURATIVE (HOSPITALS & BHUS) SERVICES		0.500			0.500

Schedule 5: EXPENDITURE SUMMARY BY IMF FUNCTIONAL CLASSIFICATION							
AU	Administrative Unit	Programme	CURRENT	CAPITAL	LEND	REPAY	TOTAL
415.07	GWG:YUR	DIAGNOSTIC & CURATIVE (HOSPITALS & BHUS) SERVICES		0.450			0.450
412.03	GWG:KPU	DIAGNOSTIC & CURATIVE (HOSPITALS & BHUS) SERVICES		0.166			0.166
409.01	B/thang	DIAGNOSTIC & CURATIVE (HOSPITALS & BHUS) SERVICES	30.308	0.895			31.202
136.01	JDWNRH	DIAGNOSTIC & CURATIVE (HOSPITALS & BHUS) SERVICES	816.752	71.129			887.881
404.15	GWG:SIP	DIAGNOSTIC & CURATIVE (HOSPITALS & BHUS) SERVICES		0.300			0.300
401.04	GWG:CHG	DIAGNOSTIC & CURATIVE (HOSPITALS & BHUS) SERVICES		0.104			0.104
412.04	GWG:LGL	DIAGNOSTIC & CURATIVE (HOSPITALS & BHUS) SERVICES		0.471			0.471
407.02	GWG:CHHU	DIAGNOSTIC & CURATIVE (HOSPITALS & BHUS) SERVICES		0.010			0.010
401.11	GWG:MKG	DIAGNOSTIC & CURATIVE (HOSPITALS & BHUS) SERVICES		0.261			0.261
402.04	GWG:SBY	DIAGNOSTIC & CURATIVE (HOSPITALS & BHUS) SERVICES		0.355			0.355
403.01	Paro	DIAGNOSTIC & CURATIVE (HOSPITALS & BHUS) SERVICES	49.812	1.378			51.190
401.01	C/kha	DIAGNOSTIC & CURATIVE (HOSPITALS & BHUS) SERVICES	56.967	2.791			59.758
406.01	Dagana	DIAGNOSTIC & CURATIVE (HOSPITALS & BHUS) SERVICES	40.462	15.048			55.510
402.01	Haa	DIAGNOSTIC & CURATIVE (HOSPITALS & BHUS) SERVICES	14.627	3.687			18.315
419.04	GWG:LAYA	DIAGNOSTIC & CURATIVE (HOSPITALS & BHUS) SERVICES		0.125			0.125

Schedule 5: EXPENDITURE SUMMARY BY IMF FUNCTIONAL CLASSIFICATION							
AU	Administrative Unit	Programme	CURRENT	CAPITAL	LEND	REPAY	TOTAL
404.08	GWG:DUM	DIAGNOSTIC & CURATIVE (HOSPITALS & BHUS) SERVICES		0.032			0.032
415.03	GWG:CHHIM	DIAGNOSTIC & CURATIVE (HOSPITALS & BHUS) SERVICES		0.118			0.118
125.01	DRA	DRUG REGULATORY SERVICES	11.660	3.937			15.597
417.16	GWG:UZU	DIAGNOSTIC & CURATIVE (HOSPITALS & BHUS) SERVICES		2.060			2.060
404.10	GWG:LHA	DIAGNOSTIC & CURATIVE (HOSPITALS & BHUS) SERVICES		0.300			0.300
405.01	T/rang	DIAGNOSTIC & CURATIVE (HOSPITALS & BHUS) SERVICES	33.194	1.510			34.704
415.01	P/Gatshel	DIAGNOSTIC & CURATIVE (HOSPITALS & BHUS) SERVICES	43.093	7.552			50.645
412.06	GWG:TGI	DIAGNOSTIC & CURATIVE (HOSPITALS & BHUS) SERVICES		1.119			1.119
412.02	GWG:DTG	DIAGNOSTIC & CURATIVE (HOSPITALS & BHUS) SERVICES		0.739			0.739
410.09	GWG:JIG	DIAGNOSTIC & CURATIVE (HOSPITALS & BHUS) SERVICES		0.100			0.100
413.08	GWG:METSHO	DIAGNOSTIC & CURATIVE (HOSPITALS & BHUS) SERVICES		0.300			0.300
408.01	W/du	DIAGNOSTIC & CURATIVE (HOSPITALS & BHUS) SERVICES	47.206	7.569			54.775
407.01	P/kha	DIAGNOSTIC & CURATIVE (HOSPITALS & BHUS) SERVICES	41.268	3.000			44.268
412.01	T/gsa	DIAGNOSTIC & CURATIVE (HOSPITALS & BHUS) SERVICES	28.563	9.628			38.190
401.10	GWG:LGG	DIAGNOSTIC & CURATIVE (HOSPITALS & BHUS) SERVICES		0.314			0.314

Schedule 5: EXPENDITURE SUMMARY BY IMF FUNCTIONAL CLASSIFICATION							
AU	Administrative Unit	Programme	CURRENT	CAPITAL	LEND	REPAY	TOTAL
411.01	Z/igang	DIAGNOSTIC & CURATIVE (HOSPITALS & BHUS) SERVICES	45.744	8.946			54.690
411.04	GWG:NANG	DIAGNOSTIC & CURATIVE (HOSPITALS & BHUS) SERVICES		0.300			0.300
401.03	GWG:BOG	DIAGNOSTIC & CURATIVE (HOSPITALS & BHUS) SERVICES		0.464			0.464
407.08	GWG:TALO	DIAGNOSTIC & CURATIVE (HOSPITALS & BHUS) SERVICES		0.050			0.050
415.11	GWG:NANONG	DIAGNOSTIC & CURATIVE (HOSPITALS & BHUS) SERVICES		0.050			0.050
208.01	MOH	HEALTH POLICY DIRECTION SERVICES	88.293	87.135			175.428
420.02	GWG:B/LING	HEALTH MANAGEMENT SERVICES		0.800			0.800
420.07	GWG:TSHANG	HEALTH MANAGEMENT SERVICES		0.674			0.674
415.01	P/Gatshel	HEALTH MANAGEMENT SERVICES	1.103				1.103
420.08	GWG:YLLANG	HEALTH MANAGEMENT SERVICES		0.839			0.839
420.06	GWG:TOETS	HEALTH MANAGEMENT SERVICES		0.150			0.150
		Total	2,473.893	983.760			3,457.653
		Other Economic Services	333.020	420.489	0.000	0.000	753.509
131.01	BSB	STANDARD & QUALITY CONTROL SERVICES	28.427	7.397			35.824
210.01	MLHR	HUMAN RESOURCES DEVELOPMENT SERVICES	134.063	152.464			286.527
418.01	T/phu	ENGINEERING CELL	14.911	16.983			31.894
206.01	MWHS	CONSTRUCTION DEVELOPMENT SERVICES	12.993	6.261			19.254
205.01	MEA	TRADE SERVICES	24.387	12.106			36.493
126.01	TCB	TOURISM COUNCIL SERVICES	56.298	82.216			138.514
210.01	MLHR	LABOUR SERVICES	20.301	2.628			22.929
210.01	MLHR	OCCUPATIONAL STANDARDS SERVICES	7.440	7.999			15.440

Schedule 5: EXPENDITURE SUMMARY BY IMF FUNCTIONAL CLASSIFICATION							
AU	Administrative Unit	Programme	CURRENT	CAPITAL	LEND	REPAY	TOTAL
210.01	MLHR	EMPLOYMENT SERVICES	34.200	132.434			166.634
		Housing, Community and Amenity Services	404.822	725.864	0.000	0.000	1,130.687
206.01	MWHS	URBAN PLANNING AND DEVELOPMENT SERVICES	22.070	25.421			47.491
409.04	GWG:TANG	URBAN INFRASTRUCTURE DEVELOPMENT & SUSPENSION BRIDGE SERVICES		3.928			3.928
416.01	S/Jongkhar	URBAN INFRASTRUCTURE DEVELOPMENT & SUSPENSION BRIDGE SERVICES	15.354	2.903			18.257
413.01	L/tse	URBAN INFRASTRUCTURE DEVELOPMENT & SUSPENSION BRIDGE SERVICES	11.211	30.330			41.542
206.01	MWHS	ENGINEERING SERVICES	47.492	260.115			307.607
419.01	Gasa	URBAN INFRASTRUCTURE DEVELOPMENT & SUSPENSION BRIDGE SERVICES	6.792	11.813			18.604
420.01	T/Yangtse	URBAN INFRASTRUCTURE DEVELOPMENT & SUSPENSION BRIDGE SERVICES	15.823	60.525			76.348
414.01	M/gar	URBAN INFRASTRUCTURE DEVELOPMENT & SUSPENSION BRIDGE SERVICES	26.959	22.824			49.783
404.01	S/tse	URBAN INFRASTRUCTURE DEVELOPMENT & SUSPENSION BRIDGE SERVICES	26.902	13.882			40.785
409.05	GWG:URA	URBAN INFRASTRUCTURE DEVELOPMENT & SUSPENSION BRIDGE SERVICES		0.200			0.200

Schedule 5: EXPENDITURE SUMMARY BY IMF FUNCTIONAL CLASSIFICATION							
AU	Administrative Unit	Programme	CURRENT	CAPITAL	LEND	REPAY	TOTAL
405.06	GWG:RAG	URBAN INFRASTRUCTURE DEVELOPMENT & SUSPENSION BRIDGE SERVICES		0.290			0.290
417.01	T/gang	URBAN INFRASTRUCTURE DEVELOPMENT & SUSPENSION BRIDGE SERVICES	31.244	48.088			79.332
416.06	GWG:L/PHU	URBAN INFRASTRUCTURE DEVELOPMENT & SUSPENSION BRIDGE SERVICES		0.767			0.767
403.01	Paro	URBAN INFRASTRUCTURE DEVELOPMENT & SUSPENSION BRIDGE SERVICES	23.693	13.305			36.998
401.01	C/kha	URBAN INFRASTRUCTURE DEVELOPMENT & SUSPENSION BRIDGE SERVICES	19.594	1.034			20.628
410.05	GWG:CHU	URBAN INFRASTRUCTURE DEVELOPMENT & SUSPENSION BRIDGE SERVICES		0.821			0.821
402.01	Haa	URBAN INFRASTRUCTURE DEVELOPMENT & SUSPENSION BRIDGE SERVICES	10.688	2.932			13.620
406.01	Dagana	URBAN INFRASTRUCTURE DEVELOPMENT & SUSPENSION BRIDGE SERVICES	13.815	3.442			17.258
412.06	GWG:TGI	URBAN INFRASTRUCTURE DEVELOPMENT & SUSPENSION BRIDGE SERVICES		0.200			0.200
405.01	T/rang	URBAN INFRASTRUCTURE DEVELOPMENT & SUSPENSION BRIDGE SERVICES	20.582	7.230			27.812

Schedule 5: EXPENDITURE SUMMARY BY IMF FUNCTIONAL CLASSIFICATION							
AU	Administrative Unit	Programme	CURRENT	CAPITAL	LEND	REPAY	TOTAL
415.01	P/Gatshel	URBAN INFRASTRUCTURE DEVELOPMENT & SUSPENSION BRIDGE SERVICES	13.515	131.803			145.318
406.10	GWG:T/GANG	URBAN INFRASTRUCTURE DEVELOPMENT & SUSPENSION BRIDGE SERVICES		0.200			0.200
412.01	T/gsa	URBAN INFRASTRUCTURE DEVELOPMENT & SUSPENSION BRIDGE SERVICES	11.608	43.355			54.963
417.08	GWG:MERAK	URBAN INFRASTRUCTURE DEVELOPMENT & SUSPENSION BRIDGE SERVICES		0.999			0.999
411.01	Z/gang	URBAN INFRASTRUCTURE DEVELOPMENT & SUSPENSION BRIDGE SERVICES	13.609	12.979			26.588
408.01	W/du	URBAN INFRASTRUCTURE DEVELOPMENT & SUSPENSION BRIDGE SERVICES	27.521	4.180			31.701
407.01	P/kha	URBAN INFRASTRUCTURE DEVELOPMENT & SUSPENSION BRIDGE SERVICES	20.654	6.949			27.603
416.05	GWG:W/PHU	URBAN INFRASTRUCTURE DEVELOPMENT & SUSPENSION BRIDGE SERVICES		0.025			0.025
404.13	GWG:PUG	URBAN INFRASTRUCTURE DEVELOPMENT & SUSPENSION BRIDGE SERVICES		1.096			1.096
410.13	GWG:SERZ	URBAN INFRASTRUCTURE DEVELOPMENT & SUSPENSION BRIDGE SERVICES		0.247			0.247

Schedule 5: EXPENDITURE SUMMARY BY IMF FUNCTIONAL CLASSIFICATION							
AU	Administrative Unit	Programme	CURRENT	CAPITAL	LEND	REPAY	TOTAL
409.01	B/thang	URBAN INFRASTRUCTURE DEVELOPMENT & SUSPENSION BRIDGE SERVICES	10.969	1.318			12.287
410.01	S/pang	URBAN INFRASTRUCTURE DEVELOPMENT & SUSPENSION BRIDGE SERVICES	14.727	12.663			27.390
		Recreation, Culture and Religious Services	752.489	1,105.009	0.000	0.000	1,857.498
405.07	GWG:KIG	RELIGION & CULTURAL SERVICES		1.086			1.086
417.11	GWG:RADHI	RELIGION & CULTURAL SERVICES		0.400			0.400
414.09	GWG:K/KHAR	RELIGION & CULTURAL SERVICES		1.749			1.749
413.02	GWG:GANG	RELIGION & CULTURAL SERVICES		2.123			2.123
417.04	GWG:K/LUNG	RELIGION & CULTURAL SERVICES		2.535			2.535
405.09	GWG:PAT	RELIGION & CULTURAL SERVICES		3.440			3.440
403.05	GWG:HOR	RELIGION & CULTURAL SERVICES		1.544			1.544
401.02	GWG:SPS	RELIGION & CULTURAL SERVICES		0.711			0.711
414.07	GWG:GONG	RELIGION & CULTURAL SERVICES		0.161			0.161
420.04	GWG:K/DANG	RELIGION & CULTURAL SERVICES		1.050			1.050
406.14	GWG:LKHA	RELIGION & CULTURAL SERVICES		2.759			2.759
404.11	GWG:TEN	RELIGION & CULTURAL SERVICES		1.770			1.770
408.16	GWG:THEDT	RELIGION & CULTURAL SERVICES		1.896			1.896
411.03	GWG:BJOKA	RELIGION & CULTURAL SERVICES		1.798			1.798
415.08	GWG:ZOB	RELIGION & CULTURAL SERVICES		2.367			2.367
408.09	GWG:NAHI	RELIGION & CULTURAL SERVICES		0.250			0.250
405.02	GWG:BEG	RELIGION & CULTURAL SERVICES		0.941			0.941
414.15	GWG:T/RONG	RELIGION & CULTURAL SERVICES		0.449			0.449
410.08	GWG:GL	RELIGION & CULTURAL SERVICES		0.999			0.999
419.01	Gasa	RELIGION & CULTURAL SERVICES	2.720	13.386			16.106
420.01	T/Yangtse	RELIGION & CULTURAL SERVICES	1.304	3.922			5.226
420.03	GWG://KHAR	RELIGION & CULTURAL SERVICES		0.319			0.319

Schedule 5: EXPENDITURE SUMMARY BY IMF FUNCTIONAL CLASSIFICATION

AU	Administrative Unit	Programme	CURRENT	CAPITAL	LEND	REPAY	TOTAL
405.04	GWG:BAG	RELIGION & CULTURAL SERVICES		1.650			1.650
417.10	GWG:P/MEY	RELIGION & CULTURAL SERVICES		0.239			0.239
408.03	GWG:DAN	RELIGION & CULTURAL SERVICES		0.300			0.300
414.17	GWG:T/MANG	RELIGION & CULTURAL SERVICES		0.650			0.650
411.02	GWG:BARDO	RELIGION & CULTURAL SERVICES		4.850			4.850
401.08	GWG:DUG	RELIGION & CULTURAL SERVICES		0.681			0.681
404.02	GWG:BARA	RELIGION & CULTURAL SERVICES		0.800			0.800
406.08	GWG:L/AJA	RELIGION & CULTURAL SERVICES		0.562			0.562
415.09	GWG:D/LING	RELIGION & CULTURAL SERVICES		2.195			2.195
412.05	GWG:NUBI	RELIGION & CULTURAL SERVICES		3.021			3.021
413.09	GWG:TGA	RELIGION & CULTURAL SERVICES		1.188			1.188
403.03	GWG:DOG	RELIGION & CULTURAL SERVICES		0.655			0.655
417.15	GWG:TSHING	RELIGION & CULTURAL SERVICES		0.700			0.700
418.07	GWG:L/SHI	RELIGION & CULTURAL SERVICES		0.324			0.324
417.06	GWG:K/LING	RELIGION & CULTURAL SERVICES		1.050			1.050
413.05	GWG:KUR-GA	RELIGION & CULTURAL SERVICES		2.450			2.450
413.04	GWG:KHO	RELIGION & CULTURAL SERVICES		1.684			1.684
406.04	GWG:GESAR	RELIGION & CULTURAL SERVICES		2.000			2.000
418.04	GWG:DAGALA	RELIGION & CULTURAL SERVICES		1.640			1.640
404.14	GWG:SAM	RELIGION & CULTURAL SERVICES		0.637			0.637
414.01	M/gar	RELIGION & CULTURAL SERVICES	1.465	46.911			48.376
406.03	GWG:DRU	RELIGION & CULTURAL SERVICES		1.300			1.300
418.03	GWG:CHANG	RELIGION & CULTURAL SERVICES		0.330			0.330
420.07	GWG:TSHANG	RELIGION & CULTURAL SERVICES		0.299			0.299
401.05	GWG:DAG	RELIGION & CULTURAL SERVICES		1.382			1.382
414.10	GWG:MONGGA	RELIGION & CULTURAL SERVICES		0.373			0.373
409.05	GWG:URA	RELIGION & CULTURAL SERVICES		2.153			2.153
404.07	GWG:DOR	RELIGION & CULTURAL SERVICES		1.663			1.663

Schedule 5: EXPENDITURE SUMMARY BY IMF FUNCTIONAL CLASSIFICATION							
AU	Administrative Unit	Programme	CURRENT	CAPITAL	LEND	REPAY	TOTAL
419.03	GWG:KHATOE	RELIGION & CULTURAL SERVICES		1.676			1.676
410.03	GWG:CHUZ	RELIGION & CULTURAL SERVICES		1.920			1.920
418.01	T/phu	RELIGION & CULTURAL SERVICES	0.166	43.018			43.184
417.14	GWG:S/PHU	RELIGION & CULTURAL SERVICES		0.570			0.570
414.04	GWG:CHAS	RELIGION & CULTURAL SERVICES		3.000			3.000
417.01	T/gang	RELIGION & CULTURAL SERVICES	30.260	10.049			40.309
415.02	GWG:CHONG	RELIGION & CULTURAL SERVICES		5.339			5.339
405.06	GWG:RAG	RELIGION & CULTURAL SERVICES		1.302			1.302
411.06	GWG:PHANG	RELIGION & CULTURAL SERVICES		1.998			1.998
402.03	GWG:KSH	RELIGION & CULTURAL SERVICES		0.475			0.475
404.01	S/tse	RELIGION & CULTURAL SERVICES	1.595	23.346			24.941
415.04	GWG:DUNG	RELIGION & CULTURAL SERVICES		9.966			9.966
404.12	GWG:NAINI	RELIGION & CULTURAL SERVICES		0.638			0.638
413.01	L/tse	RELIGION & CULTURAL SERVICES	1.678	15.926			17.604
405.10	GWG:PGC	RELIGION & CULTURAL SERVICES		1.724			1.724
418.09	GWG:NARO	RELIGION & CULTURAL SERVICES		0.331			0.331
414.16	GWG:T/LING	RELIGION & CULTURAL SERVICES		1.876			1.876
409.03	GWG:CHHUME	RELIGION & CULTURAL SERVICES		2.412			2.412
405.03	GWG:DUG	RELIGION & CULTURAL SERVICES		0.900			0.900
416.01	S/Jongkhar	RELIGION & CULTURAL SERVICES	1.241	5.890			7.131
420.02	GWG:B/LING	RELIGION & CULTURAL SERVICES		0.982			0.982
404.04	GWG:CHAR	RELIGION & CULTURAL SERVICES		0.462			0.462
418.02	GWG:SOE	RELIGION & CULTURAL SERVICES		0.599			0.599
415.07	GWG:YUR	RELIGION & CULTURAL SERVICES		0.930			0.930
412.03	GWG:KPU	RELIGION & CULTURAL SERVICES		0.654			0.654
408.08	GWG:KAZHI	RELIGION & CULTURAL SERVICES		0.350			0.350
416.04	GWG:GOMDAR	RELIGION & CULTURAL SERVICES		0.250			0.250
403.10	GWG:TSE	RELIGION & CULTURAL SERVICES		0.930			0.930

Schedule 5: EXPENDITURE SUMMARY BY IMF FUNCTIONAL CLASSIFICATION

AU	Administrative Unit	Programme	CURRENT	CAPITAL	LEND	REPAY	TOTAL
409.02	GWG:CHHOEK	RELIGION & CULTURAL SERVICES		2.250			2.250
406.06	GWG:KANA	RELIGION & CULTURAL SERVICES		1.000			1.000
402.05	GWG:SAM	RELIGION & CULTURAL SERVICES		0.849			0.849
408.06	GWG:GASEG	RELIGION & CULTURAL SERVICES		1.312			1.312
407.11	GWG:BAAP	RELIGION & CULTURAL SERVICES		1.281			1.281
419.02	GWG:KHAME	RELIGION & CULTURAL SERVICES		1.994			1.994
416.07	GWG:LAURI	RELIGION & CULTURAL SERVICES		1.851			1.851
406.12	GWG:TEZA	RELIGION & CULTURAL SERVICES		0.950			0.950
414.05	GWG:D/TSE	RELIGION & CULTURAL SERVICES		0.145			0.145
415.05	GWG:KHAR	RELIGION & CULTURAL SERVICES		5.901			5.901
407.09	GWG:TEO	RELIGION & CULTURAL SERVICES		0.798			0.798
403.11	GWG:WAN	RELIGION & CULTURAL SERVICES		0.120			0.120
417.07	GWG:LUMANG	RELIGION & CULTURAL SERVICES		0.783			0.783
413.06	GWG:MINJAY	RELIGION & CULTURAL SERVICES		5.888			5.888
105.01	CRA	RELIGIOUS SERVICES	571.636	156.006			727.642
418.06	GWG:KAWANG	RELIGION & CULTURAL SERVICES		0.152			0.152
414.13	GWG:SHER	RELIGION & CULTURAL SERVICES		0.640			0.640
420.06	GWG:TOETS	RELIGION & CULTURAL SERVICES		1.890			1.890
415.10	GWG:NORB	RELIGION & CULTURAL SERVICES		1.962			1.962
406.02	GWG:DOR	RELIGION & CULTURAL SERVICES		0.878			0.878
401.04	GWG:CHG	RELIGION & CULTURAL SERVICES		0.434			0.434
408.14	GWG:SEPHU	RELIGION & CULTURAL SERVICES		1.100			1.100
414.12	GWG:SALENG	RELIGION & CULTURAL SERVICES		1.800			1.800
418.05	GWG:GAYNEY	RELIGION & CULTURAL SERVICES	0.297	1.381			1.678
409.01	B/thang	RELIGION & CULTURAL SERVICES	1.491	23.558			25.049
411.07	GWG:S/KHAR	RELIGION & CULTURAL SERVICES		1.200			1.200
417.13	GWG:S/KHAR	RELIGION & CULTURAL SERVICES		1.500			1.500
405.05	GWG:GOG	RELIGION & CULTURAL SERVICES		0.347			0.347

Schedule 5: EXPENDITURE SUMMARY BY IMF FUNCTIONAL CLASSIFICATION							
AU	Administrative Unit	Programme	CURRENT	CAPITAL	LEND	REPAY	TOTAL
406.10	GWG:T/GANG	RELIGION & CULTURAL SERVICES		1.036			1.036
414.03	GWG:CHALI	RELIGION & CULTURAL SERVICES		1.252			1.252
415.03	GWG:CHHIM	RELIGION & CULTURAL SERVICES		2.907			2.907
402.04	GWG:SBY	RELIGION & CULTURAL SERVICES		0.686			0.686
401.11	GWG:MKG	RELIGION & CULTURAL SERVICES		1.650			1.650
416.06	GWG:L/PHU	RELIGION & CULTURAL SERVICES		0.785			0.785
411.05	GWG:NGANG	RELIGION & CULTURAL SERVICES		0.450			0.450
406.09	GWG:T/DING	RELIGION & CULTURAL SERVICES		0.200			0.200
416.09	GWG:DEO	RELIGION & CULTURAL SERVICES		0.350			0.350
412.04	GWG:LGL	RELIGION & CULTURAL SERVICES		3.189			3.189
407.02	GWG:CHHU	RELIGION & CULTURAL SERVICES		1.090			1.090
403.04	GWG:DOT	RELIGION & CULTURAL SERVICES		0.419			0.419
401.01	C/kha	RELIGION & CULTURAL SERVICES	1.829	4.826			6.654
416.08	GWG:MART	RELIGION & CULTURAL SERVICES		1.496			1.496
414.02	GWG:BALAM	RELIGION & CULTURAL SERVICES		0.200			0.200
404.05	GWG:CHEN	RELIGION & CULTURAL SERVICES		0.846			0.846
406.11	GWG:T/KHA	RELIGION & CULTURAL SERVICES		1.509			1.509
416.10	GWG:ORONG	RELIGION & CULTURAL SERVICES		0.200			0.200
406.13	GWG:DEO	RELIGION & CULTURAL SERVICES		1.600			1.600
406.01	Dagana	RELIGION & CULTURAL SERVICES	0.964	4.061			5.025
419.05	GWG:LUNANA	RELIGION & CULTURAL SERVICES		2.795			2.795
403.01	Paro	RELIGION & CULTURAL SERVICES	5.839	21.582			27.421
411.08	GWG:TRONG	RELIGION & CULTURAL SERVICES		1.890			1.890
402.06	GWG:USE	RELIGION & CULTURAL SERVICES		1.809			1.809
417.12	GWG:SAKTEN	RELIGION & CULTURAL SERVICES		0.575			0.575
408.05	GWG:GANG	RELIGION & CULTURAL SERVICES		1.284			1.284
402.01	Haa	RELIGION & CULTURAL SERVICES	1.669	30.183			31.852
403.06	GWG:LAN	RELIGION & CULTURAL SERVICES		1.270			1.270

Schedule 5: EXPENDITURE SUMMARY BY IMF FUNCTIONAL CLASSIFICATION

AU	Administrative Unit	Programme	CURRENT	CAPITAL	LEND	REPAY	TOTAL
407.04	GWG:GUMA	RELIGION & CULTURAL SERVICES		0.174			0.174
414.11	GWG:NGAT	RELIGION & CULTURAL SERVICES		0.620			0.620
408.13	GWG:RUEP	RELIGION & CULTURAL SERVICES		0.174			0.174
420.08	GWG:YLLANG	RELIGION & CULTURAL SERVICES		1.230			1.230
415.12	GWG:C/LING	RELIGION & CULTURAL SERVICES		1.800			1.800
401.06	GWG:GTG	RELIGION & CULTURAL SERVICES		3.444			3.444
201.01	MHCA	RELIGION & CULTURAL SERVICES	109.662	359.072			468.734
403.09	GWG:SHA	RELIGION & CULTURAL SERVICES		1.412			1.412
410.11	GWG:SINGHI	RELIGION & CULTURAL SERVICES		1.589			1.589
417.05	GWG:K/PARA	RELIGION & CULTURAL SERVICES		1.630			1.630
415.11	GWG:NANONG	RELIGION & CULTURAL SERVICES		1.604			1.604
405.01	T/rang	RELIGIOUS SERVICES	1.868	5.212			7.080
413.08	GWG:METSHO	RELIGION & CULTURAL SERVICES		2.446			2.446
414.14	GWG:SILAM	RELIGION & CULTURAL SERVICES		1.681			1.681
415.01	P/Gatshel	RELIGION & CULTURAL SERVICES	1.620	37.411			39.031
401.09	GWG:GLG	RELIGION & CULTURAL SERVICES		1.220			1.220
406.07	GWG:KHEBI	RELIGION & CULTURAL SERVICES		0.106			0.106
412.06	GWG:TGI	RELIGION & CULTURAL SERVICES		1.155			1.155
417.02	GWG:BAR	RELIGION & CULTURAL SERVICES		0.600			0.600
408.02	GWG:BJE	RELIGION & CULTURAL SERVICES		0.500			0.500
414.18	GWG:NARANG	RELIGION & CULTURAL SERVICES		0.150			0.150
405.12	GWG:TSG	RELIGION & CULTURAL SERVICES		2.581			2.581
412.02	GWG:DTG	RELIGION & CULTURAL SERVICES		1.997			1.997
404.10	GWG:LHA	RELIGION & CULTURAL SERVICES		0.200			0.200
410.09	GWG:JIG	RELIGION & CULTURAL SERVICES		2.589			2.589
417.16	GWG:UZU	RELIGION & CULTURAL SERVICES		0.600			0.600
404.08	GWG:DUM	RELIGION & CULTURAL SERVICES		0.385			0.385
402.07	GWG:GYG	RELIGION & CULTURAL SERVICES		2.283			2.283

Schedule 5: EXPENDITURE SUMMARY BY IMF FUNCTIONAL CLASSIFICATION							
AU	Administrative Unit	Programme	CURRENT	CAPITAL	LEND	REPAY	TOTAL
408.04	GWG:DAGA	RELIGION & CULTURAL SERVICES		0.923			0.923
419.04	GWG:LAYA	RELIGION & CULTURAL SERVICES		1.490			1.490
410.02	GWG:SAMT	RELIGION & CULTURAL SERVICES		2.647			2.647
417.08	GWG:MERAK	RELIGION & CULTURAL SERVICES		1.100			1.100
412.01	T/gsa	RELIGION & CULTURAL SERVICES	2.308	11.940			14.248
411.04	GWG:NANG	RELIGION & CULTURAL SERVICES		0.639			0.639
411.01	Z/gang	RELIGION & CULTURAL SERVICES	2.067	12.945			15.012
401.10	GWG:LGG	RELIGION & CULTURAL SERVICES		0.468			0.468
402.02	GWG:BJE	RELIGION & CULTURAL SERVICES		1.630			1.630
420.05	GWG:RAMJAR	RELIGION & CULTURAL SERVICES		1.359			1.359
401.03	GWG:BOG	RELIGION & CULTURAL SERVICES		0.905			0.905
416.05	GWG:W/PHU	RELIGION & CULTURAL SERVICES		1.227			1.227
407.03	GWG:GOEN	RELIGION & CULTURAL SERVICES		1.427			1.427
408.01	W/due	RELIGION & CULTURAL SERVICES	1.815	6.295			8.110
416.12	GWG:SERTHI	RELIGION & CULTURAL SERVICES		0.650			0.650
406.15	GWG:NICHU	RELIGION & CULTURAL SERVICES		0.700			0.700
407.01	P/kha	RELIGION & CULTURAL SERVICES	8.025	30.953			38.978
414.06	GWG:D/PONG	RELIGION & CULTURAL SERVICES		0.100			0.100
404.09	GWG:GHU	RELIGION & CULTURAL SERVICES		0.198			0.198
413.03	GWG:JAREY	RELIGION & CULTURAL SERVICES		4.395			4.395
407.06	GWG:LING	RELIGION & CULTURAL SERVICES		0.150			0.150
403.08	GWG:NAJ	RELIGION & CULTURAL SERVICES		3.700			3.700
410.01	S/pang	RELIGION & CULTURAL SERVICES	0.971	4.197			5.169
403.07	GWG:LUN	RELIGION & CULTURAL SERVICES		1.564			1.564
417.03	GWG:PIDUNG	RELIGION & CULTURAL SERVICES		0.500			0.500
407.05	GWG:KAB	RELIGION & CULTURAL SERVICES		2.631			2.631
420.09	GWG:YANGT	RELIGION & CULTURAL SERVICES		0.440			0.440
416.02	GWG:PTHANG	RELIGION & CULTURAL SERVICES		0.210			0.210
406.05	GWG:GOSH	RELIGION & CULTURAL SERVICES		2.072			2.072

Schedule 5: EXPENDITURE SUMMARY BY IMF FUNCTIONAL CLASSIFICATION

AU	Administrative Unit	Programme	CURRENT	CAPITAL	LEND	REPAY	TOTAL
401.07	GWG:LKG	RELIGION & CULTURAL SERVICES		0.728			0.728
		Energy Services	89.219	361.354	0.000	0.000	450.572
205.01	MEA	HYDROMET SERVICES	55.804	35.778			91.582
205.01	MEA	HYDROPOWER AND POWER SYSTEM SERVICES	18.892	185.081			203.973
205.01	MEA	RENEWAL ENERGY SERVICES	14.522	140.495			155.018
		RNR Services	2,160.221	1,983.035	0.000	0.000	4,143.256
408.10	GWG:NYISHO	FORESTRY SERVICES		0.050			0.050
413.09	GWG:TGA	FORESTRY SERVICES		0.040			0.040
409.04	GWG:TANG	FORESTRY SERVICES		0.030			0.030
415.09	GWG:D/LING	FORESTRY SERVICES		0.050			0.050
403.03	GWG:DOG	FORESTRY SERVICES	0.010				0.010
204.01	MAF	FORESTRY SERVICES	719.179	237.812			956.992
416.03	GWG:PTHANG	FORESTRY SERVICES		0.100			0.100
403.10	GWG:TSE	FORESTRY SERVICES		0.120			0.120
409.02	GWG:CHHOEK	FORESTRY SERVICES		0.020			0.020
417.09	GWG:Y/NEER	FORESTRY SERVICES		0.100			0.100
404.04	GWG:CHAR	FORESTRY SERVICES		0.030			0.030
405.13	GWG:TGR	FORESTRY SERVICES	0.020	0.049			0.069
416.04	GWG:GOMDAR	FORESTRY SERVICES		0.400			0.400
413.07	GWG:MINBI	FORESTRY SERVICES	0.010				0.010
406.06	GWG:KANA	FORESTRY SERVICES		0.077			0.077
416.07	GWG:LAURI	FORESTRY SERVICES		0.270			0.270
404.06	GWG:DEN	FORESTRY SERVICES	0.010	0.125			0.135
410.04	GWG:DG	FORESTRY SERVICES	0.010				0.010
408.06	GWG:GASEG	FORESTRY SERVICES		0.112			0.112
414.05	GWG:D/TSE	FORESTRY SERVICES		0.143			0.143
411.09	GWG:G/SHIN	FORESTRY SERVICES		0.404			0.404

Schedule 5: EXPENDITURE SUMMARY BY IMF FUNCTIONAL CLASSIFICATION							
AU	Administrative Unit	Programme	CURRENT	CAPITAL	LEND	REPAY	TOTAL
402.05	GWG:SAM	FORESTRY SERVICES	0.010	0.060			0.070
406.12	GWG:TEZA	FORESTRY SERVICES		0.099			0.099
405.07	GWG:KIG	FORESTRY SERVICES	0.010	0.024			0.034
415.05	GWG:KHAR	FORESTRY SERVICES		0.400			0.400
413.01	L/tse	FORESTRY SERVICES	3.698	1.450			5.148
420.02	GWG:B/LING	FORESTRY SERVICES		0.049			0.049
416.01	S/Jongkhar	FORESTRY SERVICES	8.502	6.534			15.037
405.03	GWG:DUG	FORESTRY SERVICES	0.010				0.010
408.11	GWG:PHANG	FORESTRY SERVICES		0.040			0.040
410.07	GWG:GELE	FORESTRY SERVICES	0.010				0.010
411.03	GWG:BJOKA	FORESTRY SERVICES		0.400			0.400
408.09	GWG:NAHI	FORESTRY SERVICES		0.100			0.100
414.07	GWG:GONG	FORESTRY SERVICES		0.559			0.559
404.11	GWG:TEN	FORESTRY SERVICES	0.020	0.281			0.301
420.04	GWG:K/DANG	FORESTRY SERVICES		0.150			0.150
415.08	GWG:ZOB	FORESTRY SERVICES		0.322			0.322
401.02	GWG:SPS	FORESTRY SERVICES	0.005	1.030			1.035
404.03	GWG:BIRU	FORESTRY SERVICES		0.150			0.150
419.01	Gasa	FORESTRY SERVICES	3.124	0.680			3.803
410.08	GWG:GL	FORESTRY SERVICES	0.025	1.111			1.136
405.02	GWG:BEG	FORESTRY SERVICES	0.030				0.030
414.15	GWG:T/RONG	FORESTRY SERVICES		0.020			0.020
414.08	GWG:JUR	FORESTRY SERVICES		0.100			0.100
408.03	GWG:DAN	FORESTRY SERVICES		0.052			0.052
405.04	GWG:BAG	FORESTRY SERVICES	0.010				0.010
420.01	T/Yangtse	FORESTRY SERVICES	5.322	3.843			9.165
417.06	GWG:K/LING	FORESTRY SERVICES		0.150			0.150
410.10	GWG:UML	FORESTRY SERVICES	0.013				0.013

Schedule 5: EXPENDITURE SUMMARY BY IMF FUNCTIONAL CLASSIFICATION

AU	Administrative Unit	Programme	CURRENT	CAPITAL	LEND	REPAY	TOTAL
418.03	GWG:CHANG	FORESTRY SERVICES		0.100			0.100
414.01	M/gar	FORESTRY SERVICES	7.541	1.837			9.378
401.05	GWG:DAG	FORESTRY SERVICES		0.025			0.025
414.10	GWG:MONGGA	FORESTRY SERVICES		0.031			0.031
414.04	GWG:CHAS	FORESTRY SERVICES		0.200			0.200
404.07	GWG:DOR	FORESTRY SERVICES	0.010	0.093			0.103
417.14	GWG:S/PHU	FORESTRY SERVICES		0.150			0.150
404.01	S/tse	FORESTRY SERVICES	7.434	2.488			9.922
415.04	GWG:DUNG	FORESTRY SERVICES		0.180			0.180
410.03	GWG:CHUZ	FORESTRY SERVICES	0.015				0.015
418.01	T/phu	FORESTRY SERVICES	4.572	0.782			5.354
402.03	GWG:KSH	FORESTRY SERVICES	0.010	0.005			0.015
405.06	GWG:RAG	FORESTRY SERVICES		0.196			0.196
401.12	GWG:PLG	FORESTRY SERVICES	0.015	0.420			0.435
409.05	GWG:URA	FORESTRY SERVICES		0.100			0.100
417.01	T/gang	FORESTRY SERVICES	9.022	17.887			26.909
419.03	GWG:KHATOE	FORESTRY SERVICES		0.062			0.062
411.06	GWG:PHANG	FORESTRY SERVICES		0.229			0.229
415.02	GWG:CHONG	FORESTRY SERVICES		0.450			0.450
416.06	GWG:L/PHU	FORESTRY SERVICES		0.150			0.150
412.04	GWG:LGL	FORESTRY SERVICES		0.149			0.149
402.04	GWG:SBY	FORESTRY SERVICES	0.008	0.040			0.048
416.09	GWG:DEO	FORESTRY SERVICES		0.199			0.199
417.07	GWG:LUMANG	FORESTRY SERVICES	0.010	0.253			0.263
411.05	GWG:NGANG	FORESTRY SERVICES		0.469			0.469
403.04	GWG:DOT	FORESTRY SERVICES	0.010				0.010
407.01	P/kha	FORESTRY SERVICES	7.280	0.975			8.255
404.09	GWG:GHU	FORESTRY SERVICES	0.010	0.130			0.140

Schedule 5: EXPENDITURE SUMMARY BY IMF FUNCTIONAL CLASSIFICATION							
AU	Administrative Unit	Programme	CURRENT	CAPITAL	LEND	REPAY	TOTAL
411.01	Z/gang	FORESTRY SERVICES	5.022	2.621			7.643
414.06	GWG:D/PONG	FORESTRY SERVICES		0.199			0.199
408.01	W/due	FORESTRY SERVICES	7.163	2.515			9.678
416.05	GWG:W/PHU	FORESTRY SERVICES		0.100			0.100
401.03	GWG:BOG	FORESTRY SERVICES		0.080			0.080
412.01	T/gsa	FORESTRY SERVICES	5.207	10.829			16.036
411.08	GWG:TRONG	FORESTRY SERVICES		0.076			0.076
416.10	GWG:ORONG	FORESTRY SERVICES		0.150			0.150
406.01	Dagana	FORESTRY SERVICES	6.009	3.226			9.235
402.06	GWG:USE	FORESTRY SERVICES	0.010				0.010
410.05	GWG:CHU	FORESTRY SERVICES	0.020	1.080			1.100
402.01	Haa	FORESTRY SERVICES	5.016	0.742			5.758
416.08	GWG:MART	FORESTRY SERVICES		0.150			0.150
401.01	C/kha	FORESTRY SERVICES	9.146	2.105			11.250
414.02	GWG:BALAM	FORESTRY SERVICES		0.140			0.140
403.01	Paro	FORESTRY SERVICES	8.056	0.811			8.868
403.09	GWG:SHA	FORESTRY SERVICES		0.100			0.100
415.12	GWG:C/LING	FORESTRY SERVICES		0.100			0.100
406.07	GWG:KHEBI	FORESTRY SERVICES		0.060			0.060
401.09	GWG:GLG	FORESTRY SERVICES	0.010				0.010
414.14	GWG:SILAM	FORESTRY SERVICES		0.099			0.099
415.01	P/Gatshel	FORESTRY SERVICES	5.335	2.265			7.600
412.02	GWG:DTG	FORESTRY SERVICES		0.120			0.120
417.16	GWG:UZU	FORESTRY SERVICES		0.050			0.050
405.01	T/rang	FORESTRY SERVICES	8.036	0.681			8.717
410.09	GWG:JIG	FORESTRY SERVICES	0.010	0.327			0.337
416.11	GWG:SG	FORESTRY SERVICES		0.100			0.100
417.02	GWG:BAR	FORESTRY SERVICES		0.020			0.020

Schedule 5: EXPENDITURE SUMMARY BY IMF FUNCTIONAL CLASSIFICATION

AU	Administrative Unit	Programme	CURRENT	CAPITAL	LEND	REPAY	TOTAL
412.06	GWG:TGI	FORESTRY SERVICES		0.200			0.200
415.03	GWG:CHHIM	FORESTRY SERVICES		1.046			1.046
408.04	GWG:DAGA	FORESTRY SERVICES		0.010			0.010
414.03	GWG:CHALI	FORESTRY SERVICES		0.070			0.070
410.02	GWG:SAMT	FORESTRY SERVICES	0.015				0.015
419.04	GWG:LAYA	FORESTRY SERVICES		0.050			0.050
406.10	GWG:T/GANG	FORESTRY SERVICES		0.080			0.080
405.05	GWG:GOG	FORESTRY SERVICES	0.020	0.098			0.118
404.08	GWG:DUM	FORESTRY SERVICES	0.009				0.009
417.13	GWG:S/KHAR	FORESTRY SERVICES		0.285			0.285
411.07	GWG:S/KHAR	FORESTRY SERVICES		0.348			0.348
410.12	GWG:SAR	FORESTRY SERVICES	0.020	0.534			0.554
402.02	GWG:BJE	FORESTRY SERVICES	0.010	0.001			0.011
401.10	GWG:LGG	FORESTRY SERVICES		0.065			0.065
420.08	GWG:YLLANG	FORESTRY SERVICES		0.150			0.150
401.06	GWG:GTG	FORESTRY SERVICES		0.170			0.170
415.11	GWG:NANONG	FORESTRY SERVICES		0.271			0.271
404.13	GWG:PUG	FORESTRY SERVICES	0.011	0.098			0.109
410.11	GWG:SINGHI	FORESTRY SERVICES	0.012	0.637			0.649
414.11	GWG:NGAT	FORESTRY SERVICES		0.152			0.152
420.06	GWG:TOETS	FORESTRY SERVICES		0.039			0.039
401.04	GWG:CHG	FORESTRY SERVICES		0.284			0.284
408.15	GWG:ATHANG	FORESTRY SERVICES		0.108			0.108
404.16	GWG:TAD	FORESTRY SERVICES	0.015	0.220			0.235
409.01	B/thang	FORESTRY SERVICES	4.116	0.700			4.816
415.10	GWG:NORB	FORESTRY SERVICES		0.050			0.050
410.13	GWG:SERZ	FORESTRY SERVICES	0.015	0.050			0.065
414.13	GWG:SHER	FORESTRY SERVICES		0.400			0.400

Schedule 5: EXPENDITURE SUMMARY BY IMF FUNCTIONAL CLASSIFICATION							
AU	Administrative Unit	Programme	CURRENT	CAPITAL	LEND	REPAY	TOTAL
408.14	GWG:SEPHU	FORESTRY SERVICES		0.159			0.159
413.03	GWG:JAREY	FORESTRY SERVICES		0.050			0.050
413.02	GWG:GANG	FORESTRY SERVICES		0.044			0.044
403.07	GWG:LUN	FORESTRY SERVICES		0.100			0.100
410.06	GWG:TTHANG	FORESTRY SERVICES	0.010				0.010
406.05	GWG:GOSH	FORESTRY SERVICES		0.060			0.060
410.01	S/pang	FORESTRY SERVICES	7.703	1.526			9.230
401.07	GWG:LKG	FORESTRY SERVICES		0.225			0.225
417.04	GWG:K/LUNG	FORESTRY SERVICES	0.023				0.023
417.03	GWG:PIDUNG	FORESTRY SERVICES		0.040			0.040
		Total	846.984	322.202			1,169.186
408.10	GWG:NYISHO	LIVESTOCK SERVICES	0.010				0.010
409.04	GWG:TANG	LIVESTOCK SERVICES		0.030			0.030
204.01	MAF	LIVESTOCK SERVICES	365.781	262.762			628.543
413.09	GWG:TGA	LIVESTOCK SERVICES	0.010	0.015			0.025
416.03	GWG:PTHANG	LIVESTOCK SERVICES		0.100			0.100
405.11	GWG:SHG	LIVESTOCK SERVICES	0.015				0.015
403.03	GWG:DOG	LIVESTOCK SERVICES	0.010				0.010
418.08	GWG:MEWANG	LIVESTOCK SERVICES	0.012				0.012
415.09	GWG:D/LING	LIVESTOCK SERVICES		0.193			0.193
412.05	GWG:NUBI	LIVESTOCK SERVICES	0.010	0.133			0.143
413.04	GWG:KHO	LIVESTOCK SERVICES	0.015				0.015
418.03	GWG:CHANG	LIVESTOCK SERVICES		0.050			0.050
410.10	GWG:UML	LIVESTOCK SERVICES	0.010				0.010
420.07	GWG:TSHANG	LIVESTOCK SERVICES		0.030			0.030
409.05	GWG:URA	LIVESTOCK SERVICES		0.100			0.100
404.07	GWG:DOR	LIVESTOCK SERVICES	0.010	0.186			0.196
405.06	GWG:RAG	LIVESTOCK SERVICES		0.040			0.040

Schedule 5: EXPENDITURE SUMMARY BY IMF FUNCTIONAL CLASSIFICATION

AU	Administrative Unit	Programme	CURRENT	CAPITAL	LEND	REPAY	TOTAL
414.04	GWG:CHAS	LIVESTOCK SERVICES		0.093			0.093
418.09	GWG:NARO	LIVESTOCK SERVICES	0.022				0.022
410.07	GWG:GELE	LIVESTOCK SERVICES	0.010	0.139			0.149
416.01	S/Jongkhar	LIVESTOCK SERVICES	8.955	8.224			17.179
414.16	GWG:T/LING	LIVESTOCK SERVICES		0.050			0.050
415.06	GWG:SHUMER	LIVESTOCK SERVICES		0.465			0.465
404.12	GWG:NAINI	LIVESTOCK SERVICES	0.015	0.411			0.426
420.02	GWG:B/LING	LIVESTOCK SERVICES		0.060			0.060
409.03	GWG:CHHUME	LIVESTOCK SERVICES		0.030			0.030
408.11	GWG:PHANG	LIVESTOCK SERVICES	0.010				0.010
413.01	L/tse	LIVESTOCK SERVICES	6.866	3.424			10.290
414.09	GWG:K/KHAR	LIVESTOCK SERVICES		0.220			0.220
408.08	GWG:KAZHI	LIVESTOCK SERVICES	0.010	0.030			0.040
413.07	GWG:MINBI	LIVESTOCK SERVICES	0.010	0.050			0.060
403.05	GWG:HOR	LIVESTOCK SERVICES	0.015				0.015
409.02	GWG:CHHOEK	LIVESTOCK SERVICES		0.122			0.122
405.09	GWG:PAT	LIVESTOCK SERVICES	0.018				0.018
416.04	GWG:GOMDAR	LIVESTOCK SERVICES		1.395			1.395
412.03	GWG:KPU	LIVESTOCK SERVICES		0.040			0.040
403.10	GWG:TSE	LIVESTOCK SERVICES	0.010	0.060			0.070
417.09	GWG:Y/NEER	LIVESTOCK SERVICES		0.097			0.097
418.02	GWG:SOE	LIVESTOCK SERVICES	0.010				0.010
415.07	GWG:YUR	LIVESTOCK SERVICES		0.250			0.250
406.06	GWG:KANA	LIVESTOCK SERVICES		0.100			0.100
404.04	GWG:CHAR	LIVESTOCK SERVICES		0.065			0.065
415.05	GWG:KHAR	LIVESTOCK SERVICES		0.300			0.300
404.06	GWG:DEN	LIVESTOCK SERVICES	0.010	0.196			0.206
417.11	GWG:RADHI	LIVESTOCK SERVICES	0.016				0.016

Schedule 5: EXPENDITURE SUMMARY BY IMF FUNCTIONAL CLASSIFICATION							
AU	Administrative Unit	Programme	CURRENT	CAPITAL	LEND	REPAY	TOTAL
419.02	GWG:KHAME	LIVESTOCK SERVICES	0.015	0.030			0.045
408.06	GWG:GASEG	LIVESTOCK SERVICES	0.015				0.015
406.12	GWG:TEZA	LIVESTOCK SERVICES		0.095			0.095
411.09	GWG:G/SHIN	LIVESTOCK SERVICES		0.617			0.617
414.05	GWG:D/TSE	LIVESTOCK SERVICES		0.102			0.102
405.07	GWG:KIG	LIVESTOCK SERVICES	0.020				0.020
410.04	GWG:DG	LIVESTOCK SERVICES	0.010	0.012			0.022
416.07	GWG:LAURI	LIVESTOCK SERVICES		1.020			1.020
414.07	GWG:GONG	LIVESTOCK SERVICES		0.150			0.150
404.03	GWG:BIRU	LIVESTOCK SERVICES		0.130			0.130
420.04	GWG:K/DANG	LIVESTOCK SERVICES		0.250			0.250
415.08	GWG:ZOB	LIVESTOCK SERVICES		0.400			0.400
411.03	GWG:BJOKA	LIVESTOCK SERVICES		0.664			0.664
401.02	GWG:SPS	LIVESTOCK SERVICES	0.010	0.240			0.250
408.09	GWG:NAHI	LIVESTOCK SERVICES	0.015				0.015
404.11	GWG:TEN	LIVESTOCK SERVICES	0.020	0.299			0.319
403.02	GWG:DOB	LIVESTOCK SERVICES	0.010				0.010
420.06	GWG:TOETS	LIVESTOCK SERVICES		0.057			0.057
401.04	GWG:CHG	LIVESTOCK SERVICES		0.148			0.148
408.14	GWG:SEPHU	LIVESTOCK SERVICES	0.015				0.015
414.13	GWG:SHER	LIVESTOCK SERVICES		0.050			0.050
404.16	GWG:TAD	LIVESTOCK SERVICES	0.015	0.536			0.551
408.15	GWG:ATHANG	LIVESTOCK SERVICES	0.010	0.058			0.068
410.13	GWG:SERZ	LIVESTOCK SERVICES	0.012				0.012
418.05	GWG:GAYNEY	LIVESTOCK SERVICES	0.010				0.010
409.01	B/thang	LIVESTOCK SERVICES	6.975	0.525			7.500
406.02	GWG:DOR	LIVESTOCK SERVICES		0.010			0.010
419.01	Gasa	LIVESTOCK SERVICES	4.239	0.652			4.891

Schedule 5: EXPENDITURE SUMMARY BY IMF FUNCTIONAL CLASSIFICATION

AU	Administrative Unit	Programme	CURRENT	CAPITAL	LEND	REPAY	TOTAL
405.04	GWG:BAG	LIVESTOCK SERVICES	0.010				0.010
414.15	GWG:T/RONG	LIVESTOCK SERVICES		0.040			0.040
417.10	GWG:P/MEY	LIVESTOCK SERVICES		0.100			0.100
420.03	GWG:J/KHAR	LIVESTOCK SERVICES		0.250			0.250
410.08	GWG:GL	LIVESTOCK SERVICES		0.511			0.511
420.01	T/Yangtse	LIVESTOCK SERVICES	5.429	2.920			8.349
401.08	GWG:DUG	LIVESTOCK SERVICES	0.003	0.290			0.293
414.08	GWG:JUR	LIVESTOCK SERVICES		0.100			0.100
401.05	GWG:DAG	LIVESTOCK SERVICES		0.100			0.100
413.05	GWG:KUR-GA	LIVESTOCK SERVICES	0.020				0.020
417.06	GWG:K/LING	LIVESTOCK SERVICES		0.155			0.155
418.07	GWG:L/SHI	LIVESTOCK SERVICES	0.011	0.100			0.111
414.10	GWG:MONGGA	LIVESTOCK SERVICES		0.050			0.050
418.04	GWG:DAGALA	LIVESTOCK SERVICES	0.010	0.044			0.054
414.01	M/gar	LIVESTOCK SERVICES	16.345	9.335			25.680
404.14	GWG:SAM	LIVESTOCK SERVICES		0.142			0.142
417.01	T/gang	LIVESTOCK SERVICES	14.502	13.211			27.713
415.02	GWG:CHONG	LIVESTOCK SERVICES		0.740			0.740
417.14	GWG:S/PHU	LIVESTOCK SERVICES		0.414			0.414
408.07	GWG:GASEW	LIVESTOCK SERVICES	0.015				0.015
404.01	S/ise	LIVESTOCK SERVICES	16.169	3.410			19.579
418.01	T/phu	LIVESTOCK SERVICES	11.207	2.571			13.778
415.04	GWG:DUNG	LIVESTOCK SERVICES		0.050			0.050
401.12	GWG:PLG	LIVESTOCK SERVICES	0.005	0.050			0.055
411.06	GWG:PHANG	LIVESTOCK SERVICES		0.375			0.375
402.03	GWG:KSH	LIVESTOCK SERVICES	0.010				0.010
419.03	GWG:KHATOE	LIVESTOCK SERVICES	0.010	0.043			0.053
410.03	GWG:CHUZ	LIVESTOCK SERVICES	0.015	0.012			0.027

Schedule 5: EXPENDITURE SUMMARY BY IMF FUNCTIONAL CLASSIFICATION							
AU	Administrative Unit	Programme	CURRENT	CAPITAL	LEND	REPAY	TOTAL
413.06	GWG:MINJAY	LIVESTOCK SERVICES	0.020				0.020
403.11	GWG:WAN	LIVESTOCK SERVICES	0.010				0.010
417.07	GWG:LUMANG	LIVESTOCK SERVICES		0.680			0.680
403.04	GWG:DOT	LIVESTOCK SERVICES	0.015				0.015
416.06	GWG:L/PHU	LIVESTOCK SERVICES		0.500			0.500
411.05	GWG:NGANG	LIVESTOCK SERVICES		0.845			0.845
406.09	GWG:T/DING	LIVESTOCK SERVICES		0.025			0.025
401.11	GWG:MKG	LIVESTOCK SERVICES	0.005				0.005
401.01	C/kha	LIVESTOCK SERVICES	9.489	0.881			10.369
402.06	GWG:USE	LIVESTOCK SERVICES	0.010	0.080			0.090
419.05	GWG:LUNANA	LIVESTOCK SERVICES		0.167			0.167
408.05	GWG:GANG	LIVESTOCK SERVICES	0.020				0.020
403.09	GWG:SHA	LIVESTOCK SERVICES	0.010				0.010
408.12	GWG:PHOBI	LIVESTOCK SERVICES	0.015				0.015
401.06	GWG:GTG	LIVESTOCK SERVICES	0.010				0.010
415.11	GWG:NANONG	LIVESTOCK SERVICES		0.411			0.411
403.01	Paro	LIVESTOCK SERVICES	12.543	0.489			13.032
414.02	GWG:BALAM	LIVESTOCK SERVICES		0.050			0.050
404.05	GWG:CHEN	LIVESTOCK SERVICES	0.010	0.395			0.405
410.05	GWG:CHU	LIVESTOCK SERVICES		0.145			0.145
402.01	Haa	LIVESTOCK SERVICES	9.042	1.695			10.737
411.08	GWG:TRONG	LIVESTOCK SERVICES		0.190			0.190
406.01	Dagana	LIVESTOCK SERVICES	9.786	9.753			19.539
416.08	GWG:MART	LIVESTOCK SERVICES		0.199			0.199
405.12	GWG:TSG	LIVESTOCK SERVICES	0.010				0.010
412.02	GWG:DTG	LIVESTOCK SERVICES		0.080			0.080
417.02	GWG:BAR	LIVESTOCK SERVICES		0.030			0.030
414.18	GWG:NARANG	LIVESTOCK SERVICES		0.081			0.081

Schedule 5: EXPENDITURE SUMMARY BY IMF FUNCTIONAL CLASSIFICATION

AU	Administrative Unit	Programme	CURRENT	CAPITAL	LEND	REPAY	TOTAL
412.06	GWG:TGI	LIVESTOCK SERVICES	0.010				0.010
413.08	GWG:METSHO	LIVESTOCK SERVICES	0.017				0.017
404.08	GWG:DUM	LIVESTOCK SERVICES	0.010				0.010
410.02	GWG:SAMT	LIVESTOCK SERVICES	0.015	0.009			0.024
417.13	GWG:S/KHAR	LIVESTOCK SERVICES	0.010	0.198			0.208
405.05	GWG:GOG	LIVESTOCK SERVICES		0.030			0.030
414.03	GWG:CHALI	LIVESTOCK SERVICES		0.030			0.030
408.04	GWG:DAGA	LIVESTOCK SERVICES	0.010				0.010
402.07	GWG:GYG	LIVESTOCK SERVICES	0.010				0.010
419.04	GWG:LAYA	LIVESTOCK SERVICES		0.105			0.105
406.10	GWG:T/GANG	LIVESTOCK SERVICES		0.050			0.050
415.03	GWG:CHHIM	LIVESTOCK SERVICES		0.050			0.050
415.01	P/Gatshel	LIVESTOCK SERVICES	9.625	8.513			18.138
404.10	GWG:LHA	LIVESTOCK SERVICES	0.006				0.006
410.09	GWG:JIG	LIVESTOCK SERVICES	0.010	0.005			0.015
416.11	GWG:SG	LIVESTOCK SERVICES		0.100			0.100
406.07	GWG:KHEBI	LIVESTOCK SERVICES		0.080			0.080
417.16	GWG:UZU	LIVESTOCK SERVICES		0.060			0.060
414.14	GWG:SILAM	LIVESTOCK SERVICES		0.100			0.100
408.02	GWG:BJE	LIVESTOCK SERVICES	0.015				0.015
405.01	T/rang	LIVESTOCK SERVICES	11.049	0.728			11.777
401.09	GWG:GLG	LIVESTOCK SERVICES	0.010	0.750			0.760
416.05	GWG:W/PHU	LIVESTOCK SERVICES		0.050			0.050
417.08	GWG:MERAK	LIVESTOCK SERVICES		0.080			0.080
414.06	GWG:D/PONG	LIVESTOCK SERVICES		0.064			0.064
404.09	GWG:GHU	LIVESTOCK SERVICES	0.010	0.241			0.251
412.01	T/gsa	LIVESTOCK SERVICES	6.838	3.518			10.357
416.12	GWG:SERTHI	LIVESTOCK SERVICES		0.150			0.150

Schedule 5: EXPENDITURE SUMMARY BY IMF FUNCTIONAL CLASSIFICATION							
AU	Administrative Unit	Programme	CURRENT	CAPITAL	LEND	REPAY	TOTAL
401.10	GWG:LGG	LIVESTOCK SERVICES		0.154			0.154
402.02	GWG:BJE	LIVESTOCK SERVICES	0.010	0.098			0.108
407.01	P/kha	LIVESTOCK SERVICES	11.843	16.363			28.206
420.05	GWG:RAMJAR	LIVESTOCK SERVICES		0.242			0.242
410.12	GWG:SAR	LIVESTOCK SERVICES		0.180			0.180
401.03	GWG:BOG	LIVESTOCK SERVICES	0.010				0.010
408.01	W/due	LIVESTOCK SERVICES	13.458	0.466			13.925
411.01	Z/gang	LIVESTOCK SERVICES	7.947	12.394			20.341
414.11	GWG:NGAT	LIVESTOCK SERVICES		0.170			0.170
403.06	GWG:LAN	LIVESTOCK SERVICES	0.010				0.010
410.11	GWG:SINGHI	LIVESTOCK SERVICES		0.159			0.159
404.13	GWG:PUG	LIVESTOCK SERVICES		0.121			0.121
408.13	GWG:RUEP	LIVESTOCK SERVICES	0.015	0.030			0.045
414.12	GWG:SALENG	LIVESTOCK SERVICES		0.100			0.100
404.15	GWG:SIP	LIVESTOCK SERVICES		0.205			0.205
415.10	GWG:NORB	LIVESTOCK SERVICES		0.199			0.199
403.07	GWG:LUN	LIVESTOCK SERVICES		0.071			0.071
401.07	GWG:LKG	LIVESTOCK SERVICES	0.010	0.150			0.160
417.04	GWG:K/LUNG	LIVESTOCK SERVICES		0.299			0.299
410.01	S/pang	LIVESTOCK SERVICES	13.544	3.074			16.618
413.02	GWG:GANG	LIVESTOCK SERVICES		0.054			0.054
413.03	GWG:JAREY	LIVESTOCK SERVICES	0.027				0.027
403.08	GWG:NAJ	LIVESTOCK SERVICES	0.010				0.010
417.03	GWG:PIDUNG	LIVESTOCK SERVICES	0.010	0.198			0.208
		Total	572.545	386.849			959.394
204.01	MAF	AGRICULTURE POLICY DIRECTION SERVICES	132.515	175.104			307.618
204.01	MAF	AGRICULTURE MARKETING SERVICES	29.489	24.759			54.248

Schedule 5: EXPENDITURE SUMMARY BY IMF FUNCTIONAL CLASSIFICATION

AU	Administrative Unit	Programme	CURRENT	CAPITAL	LEND	REPAY	TOTAL
204.01	MAF	RENEWABLE NATURAL RESOURCE RESEARCH SERVICES	17.924	10.202			28.126
406.08	GWG:LAJA	AGRICULTURE SERVICES		1.545			1.545
204.01	MAF	AGRICULTURE SERVICES	383.677	255.388			639.066
416.07	GWG:LAURI	AGRICULTURE SERVICES		1.610			1.610
410.04	GWG:DG	AGRICULTURE SERVICES	0.010	2.191			2.201
404.06	GWG:DEN	AGRICULTURE SERVICES	0.010	3.323			3.333
414.07	GWG:GONG	AGRICULTURE SERVICES		2.304			2.304
408.09	GWG:NAHI	AGRICULTURE SERVICES	0.015	2.690			2.705
420.04	GWG:K/DANG	AGRICULTURE SERVICES		0.829			0.829
415.08	GWG:ZOB	AGRICULTURE SERVICES		1.178			1.178
401.02	GWG:SPS	AGRICULTURE SERVICES	0.022	3.227			3.249
403.02	GWG:DOB	AGRICULTURE SERVICES	0.010	3.364			3.374
404.03	GWG:BIRU	AGRICULTURE SERVICES		2.844			2.844
408.16	GWG:THEDT	AGRICULTURE SERVICES	0.015	1.300			1.315
404.11	GWG:TEN	AGRICULTURE SERVICES	0.022	1.690			1.712
411.03	GWG:BJOKA	AGRICULTURE SERVICES		3.303			3.303
410.08	GWG:GL	AGRICULTURE SERVICES	0.025	2.888			2.913
420.01	T/Yangtse	AGRICULTURE SERVICES	7.550	30.412			37.963
420.03	GWG:J/KHAR	AGRICULTURE SERVICES		1.860			1.860
401.08	GWG:DUG	AGRICULTURE SERVICES	0.020	0.150			0.170
408.03	GWG:DAN	AGRICULTURE SERVICES	0.030	7.294			7.324
417.10	GWG:P/MEY	AGRICULTURE SERVICES	0.024	5.136			5.160
414.15	GWG:T/RONG	AGRICULTURE SERVICES		3.500			3.500
405.02	GWG:BEG	AGRICULTURE SERVICES	0.020	0.120			0.140
414.17	GWG:T/MANG	AGRICULTURE SERVICES		2.849			2.849
411.02	GWG:BARDO	AGRICULTURE SERVICES		1.121			1.121
405.04	GWG:BAG	AGRICULTURE SERVICES	0.025	1.800			1.825

Schedule 5: EXPENDITURE SUMMARY BY IMF FUNCTIONAL CLASSIFICATION							
AU	Administrative Unit	Programme	CURRENT	CAPITAL	LEND	REPAY	TOTAL
414.08	GWG:JUR	AGRICULTURE SERVICES		3.776			3.776
419.01	Gasa	AGRICULTURE SERVICES	2.519	0.063			2.582
418.07	GWG:L/SHI	AGRICULTURE SERVICES	0.010				0.010
420.07	GWG:TSHANG	AGRICULTURE SERVICES		2.350			2.350
401.05	GWG:DAG	AGRICULTURE SERVICES	0.025	1.765			1.790
406.03	GWG:DRU	AGRICULTURE SERVICES		2.000			2.000
418.03	GWG:CHANG	AGRICULTURE SERVICES		2.222			2.222
407.07	GWG:SHE	AGRICULTURE SERVICES		0.906			0.906
413.04	GWG:KHO	AGRICULTURE SERVICES	0.015	2.952			2.967
414.10	GWG:MONGGA	AGRICULTURE SERVICES		5.200			5.200
410.10	GWG:UML	AGRICULTURE SERVICES	0.025	2.941			2.966
417.06	GWG:K/LING	AGRICULTURE SERVICES	0.011	1.590			1.601
404.14	GWG:SAM	AGRICULTURE SERVICES	0.010	5.761			5.771
418.04	GWG:DAGALA	AGRICULTURE SERVICES	0.010	0.987			0.997
414.01	M/gar	AGRICULTURE SERVICES	10.143	79.911			90.054
413.09	GWG:TGA	AGRICULTURE SERVICES	0.010	7.621			7.631
418.08	GWG:MEWANG	AGRICULTURE SERVICES	0.012	6.300			6.312
404.02	GWG:BARA	AGRICULTURE SERVICES	0.024	0.531			0.555
409.04	GWG:TANG	AGRICULTURE SERVICES		1.449			1.449
416.03	GWG:PTHANG	AGRICULTURE SERVICES		2.812			2.812
412.05	GWG:NUBI	AGRICULTURE SERVICES	0.010	0.641			0.651
417.15	GWG:TSHING	AGRICULTURE SERVICES		4.544			4.544
405.11	GWG:SHG	AGRICULTURE SERVICES		2.721			2.721
415.09	GWG:D/LING	AGRICULTURE SERVICES		0.110			0.110
403.03	GWG:DOG	AGRICULTURE SERVICES	0.010	1.936			1.946
408.10	GWG:NYISHO	AGRICULTURE SERVICES	0.019	3.720			3.739
405.08	GWG:MEG	AGRICULTURE SERVICES	0.025	1.961			1.986
411.06	GWG:PHANG	AGRICULTURE SERVICES		6.111			6.111

Schedule 5: EXPENDITURE SUMMARY BY IMF FUNCTIONAL CLASSIFICATION

AU	Administrative Unit	Programme	CURRENT	CAPITAL	LEND	REPAY	TOTAL
415.02	GWG:CHONG	AGRICULTURE SERVICES		1.280			1.280
404.01	S/tse	AGRICULTURE SERVICES	12.791	27.702			40.493
415.04	GWG:DUNG	AGRICULTURE SERVICES		0.965			0.965
401.12	GWG:PLG	AGRICULTURE SERVICES	0.010	2.409			2.419
402.03	GWG:KSH	AGRICULTURE SERVICES	0.010	1.518			1.528
414.04	GWG:CHAS	AGRICULTURE SERVICES		2.760			2.760
404.07	GWG:DOR	AGRICULTURE SERVICES	0.020	1.623			1.643
409.05	GWG:URA	AGRICULTURE SERVICES		0.450			0.450
403.05	GWG:HOR	AGRICULTURE SERVICES	0.015	0.704			0.719
408.08	GWG:KAZHI	AGRICULTURE SERVICES	0.010	3.761			3.771
415.07	GWG:YUR	AGRICULTURE SERVICES		1.170			1.170
405.13	GWG:TGR	AGRICULTURE SERVICES	0.024	2.318			2.342
406.06	GWG:KANA	AGRICULTURE SERVICES	0.010	3.110			3.120
416.04	GWG:GOMDAR	AGRICULTURE SERVICES		2.685			2.685
403.10	GWG:TSE	AGRICULTURE SERVICES	0.010	0.982			0.992
413.07	GWG:MINBI	AGRICULTURE SERVICES	0.010	4.023			4.033
404.04	GWG:CHAR	AGRICULTURE SERVICES		2.391			2.391
409.02	GWG:CHHOEK	AGRICULTURE SERVICES		1.980			1.980
418.02	GWG:SOE	AGRICULTURE SERVICES	0.010				0.010
417.09	GWG:YNEER	AGRICULTURE SERVICES	0.021	2.000			2.021
405.09	GWG:PAT	AGRICULTURE SERVICES	0.025	0.322			0.347
417.11	GWG:RADHI	AGRICULTURE SERVICES		3.782			3.782
402.05	GWG:SAM	AGRICULTURE SERVICES	0.010	1.817			1.827
411.09	GWG:G/SHIN	AGRICULTURE SERVICES		7.170			7.170
408.06	GWG:GASEG	AGRICULTURE SERVICES	0.015	2.150			2.165
405.07	GWG:KIG	AGRICULTURE SERVICES	0.020	1.960			1.980
415.05	GWG:KHAR	AGRICULTURE SERVICES		0.600			0.600
407.11	GWG:BAAP	AGRICULTURE SERVICES		3.053			3.053

Schedule 5: EXPENDITURE SUMMARY BY IMF FUNCTIONAL CLASSIFICATION							
AU	Administrative Unit	Programme	CURRENT	CAPITAL	LEND	REPAY	TOTAL
406.12	GWG:TEZA	AGRICULTURE SERVICES		2.000			2.000
419.02	GWG:KHAME	AGRICULTURE SERVICES		1.201			1.201
414.05	GWG:D/TSE	AGRICULTURE SERVICES		4.241			4.241
405.03	GWG:DUG	AGRICULTURE SERVICES	0.020	2.308			2.328
414.09	GWG:K/KHAR	AGRICULTURE SERVICES		7.016			7.016
418.09	GWG:NARO	AGRICULTURE SERVICES	0.010				0.010
409.03	GWG:CHHUME	AGRICULTURE SERVICES		1.051			1.051
416.01	S/Jongkhar	AGRICULTURE SERVICES	8.240	19.476			27.716
414.16	GWG:T/LING	AGRICULTURE SERVICES		4.203			4.203
420.02	GWG:B/LING	AGRICULTURE SERVICES		2.275			2.275
415.06	GWG:SHUMER	AGRICULTURE SERVICES		1.738			1.738
404.12	GWG:NAINI	AGRICULTURE SERVICES	0.010	0.962			0.972
410.07	GWG:GELE	AGRICULTURE SERVICES	0.010	1.170			1.180
413.01	L/tse	AGRICULTURE SERVICES	7.273	43.103			50.376
408.11	GWG:PHANG	AGRICULTURE SERVICES	0.010	1.708			1.718
405.10	GWG:PGC	AGRICULTURE SERVICES	0.020	1.964			1.984
411.05	GWG:NGANG	AGRICULTURE SERVICES		6.484			6.484
417.07	GWG:LUMANG	AGRICULTURE SERVICES	0.010	1.926			1.936
406.04	GWG:GESAR	AGRICULTURE SERVICES		2.098			2.098
402.01	Haa	AGRICULTURE SERVICES	5.805	7.928			13.733
417.12	GWG:SAKTEN	AGRICULTURE SERVICES		12.414			12.414
403.01	Paro	AGRICULTURE SERVICES	8.068	0.428			8.497
408.05	GWG:GANG	AGRICULTURE SERVICES	0.010	0.040			0.050
406.13	GWG:DEO	AGRICULTURE SERVICES		3.248			3.248
401.01	C/kha	AGRICULTURE SERVICES	10.517	1.816			12.333
406.01	Dagana	AGRICULTURE SERVICES	7.980	0.442			8.422
414.02	GWG:BALAM	AGRICULTURE SERVICES		2.450			2.450
404.05	GWG:CHEN	AGRICULTURE SERVICES	0.020	3.918			3.938

Schedule 5: EXPENDITURE SUMMARY BY IMF FUNCTIONAL CLASSIFICATION

AU	Administrative Unit	Programme	CURRENT	CAPITAL	LEND	REPAY	TOTAL
410.05	GWG:CHU	AGRICULTURE SERVICES		0.128			0.128
416.08	GWG:MART	AGRICULTURE SERVICES		3.043			3.043
416.10	GWG:ORONG	AGRICULTURE SERVICES		5.143			5.143
406.11	GWG:T/KHA	AGRICULTURE SERVICES		1.689			1.689
407.12	GWG:TOEP	AGRICULTURE SERVICES		3.431			3.431
417.01	T/gang	AGRICULTURE SERVICES	14.566	19.403			33.969
410.03	GWG:CHUZ	AGRICULTURE SERVICES	0.020	1.873			1.893
419.03	GWG:KHATOE	AGRICULTURE SERVICES		1.239			1.239
418.01	T/phu	AGRICULTURE SERVICES	8.311	8.036			16.348
405.06	GWG:RAG	AGRICULTURE SERVICES	0.020	0.779			0.799
417.14	GWG:S/PHU	AGRICULTURE SERVICES		1.798			1.798
408.07	GWG:GASEW	AGRICULTURE SERVICES	0.015	3.194			3.209
410.02	GWG:SAMT	AGRICULTURE SERVICES	0.015	0.099			0.114
419.04	GWG:LAYA	AGRICULTURE SERVICES		0.040			0.040
406.10	GWG:T/GANG	AGRICULTURE SERVICES	-0.020	4.191			4.171
414.03	GWG:CHALI	AGRICULTURE SERVICES		1.082			1.082
408.04	GWG:DAGA	AGRICULTURE SERVICES	0.020	1.650			1.670
402.07	GWG:GYG	AGRICULTURE SERVICES	0.010	0.800			0.810
414.14	GWG:SILAM	AGRICULTURE SERVICES	0.010	1.845			1.855
408.02	GWG:BJE	AGRICULTURE SERVICES	0.015	2.803			2.818
414.18	GWG:NARANG	AGRICULTURE SERVICES		3.675			3.675
401.09	GWG:GLG	AGRICULTURE SERVICES	0.025	1.892			1.917
404.10	GWG:LHA	AGRICULTURE SERVICES	0.006	2.892			2.898
405.01	T/rang	AGRICULTURE SERVICES	9.635	1.035			10.671
410.09	GWG:JIG	AGRICULTURE SERVICES		1.070			1.070
412.02	GWG:DTG	AGRICULTURE SERVICES	0.012	0.692			0.704
405.12	GWG:TSG	AGRICULTURE SERVICES	0.020	1.999			2.019
416.11	GWG:SG	AGRICULTURE SERVICES		2.342			2.342

Schedule 5: EXPENDITURE SUMMARY BY IMF FUNCTIONAL CLASSIFICATION							
AU	Administrative Unit	Programme	CURRENT	CAPITAL	LEND	REPAY	TOTAL
415.01	P/Gatshel	AGRICULTURE SERVICES	7.816	60.195			68.011
416.06	GWG:L/PHU	AGRICULTURE SERVICES		1.600			1.600
413.06	GWG:MINJAY	AGRICULTURE SERVICES	0.019	0.460			0.479
406.09	GWG:T/DING	AGRICULTURE SERVICES	0.010	1.750			1.760
403.11	GWG:WAN	AGRICULTURE SERVICES	0.010	3.792			3.802
416.09	GWG:DEO	AGRICULTURE SERVICES		3.181			3.181
407.02	GWG:CHHU	AGRICULTURE SERVICES		2.884			2.884
412.04	GWG:LGL	AGRICULTURE SERVICES		1.435			1.435
403.04	GWG:DOT	AGRICULTURE SERVICES	0.015	1.330			1.345
401.11	GWG:MKG	AGRICULTURE SERVICES	0.005	1.049			1.054
402.04	GWG:SBY	AGRICULTURE SERVICES	0.010	1.000			1.010
407.09	GWG:TEO	AGRICULTURE SERVICES		3.615			3.615
416.05	GWG:W/PHU	AGRICULTURE SERVICES		0.431			0.431
404.09	GWG:GHU	AGRICULTURE SERVICES	0.010	4.007			4.017
408.01	W/duu	AGRICULTURE SERVICES	12.971	1.210			14.181
414.06	GWG:D/PONG	AGRICULTURE SERVICES		5.027			5.027
407.03	GWG:GOEN	AGRICULTURE SERVICES		1.974			1.974
401.10	GWG:LGG	AGRICULTURE SERVICES		2.666			2.666
411.04	GWG:NANG	AGRICULTURE SERVICES		3.554			3.554
402.02	GWG:BJE	AGRICULTURE SERVICES	0.010	0.405			0.415
417.08	GWG:MERAK	AGRICULTURE SERVICES	0.010	2.000			2.010
411.01	Z/gang	AGRICULTURE SERVICES	8.553	2.820			11.373
407.10	GWG:ZOMI	AGRICULTURE SERVICES		3.571			3.571
412.01	T/gsa	AGRICULTURE SERVICES	5.191	4.534			9.725
410.12	GWG:SAR	AGRICULTURE SERVICES	0.048	1.667			1.715
416.12	GWG:SERTHI	AGRICULTURE SERVICES		3.500			3.500
401.03	GWG:BOG	AGRICULTURE SERVICES		0.984			0.984
406.15	GWG:NICHU	AGRICULTURE SERVICES	0.020	1.900			1.920

Schedule 5: EXPENDITURE SUMMARY BY IMF FUNCTIONAL CLASSIFICATION

AU	Administrative Unit	Programme	CURRENT	CAPITAL	LEND	REPAY	TOTAL
407.01	P/kha	AGRICULTURE SERVICES	11.609	3.310			14.919
411.08	GWG:TRONG	AGRICULTURE SERVICES		4.901			4.901
402.06	GWG:USE	AGRICULTURE SERVICES	0.010	1.280			1.290
415.11	GWG:NANONG	AGRICULTURE SERVICES	0.018	0.356			0.374
410.11	GWG:SINGHI	AGRICULTURE SERVICES		1.186			1.186
417.05	GWG:K/PARA	AGRICULTURE SERVICES		4.424			4.424
408.12	GWG:PHOBI	AGRICULTURE SERVICES	0.015	2.000			2.015
403.09	GWG:SHA	AGRICULTURE SERVICES	0.010	1.385			1.395
404.13	GWG:PUG	AGRICULTURE SERVICES	0.020	1.928			1.948
403.06	GWG:LAN	AGRICULTURE SERVICES		0.398			0.398
408.13	GWG:RUEP	AGRICULTURE SERVICES	0.015	3.594			3.609
415.12	GWG:C/LING	AGRICULTURE SERVICES		3.685			3.685
420.08	GWG:YLLANG	AGRICULTURE SERVICES		0.610			0.610
407.04	GWG:GUMA	AGRICULTURE SERVICES		2.774			2.774
401.06	GWG:GTG	AGRICULTURE SERVICES	0.008				0.008
407.08	GWG:TALO	AGRICULTURE SERVICES		2.601			2.601
414.11	GWG:NGAT	AGRICULTURE SERVICES		2.494			2.494
413.08	GWG:METSHO	AGRICULTURE SERVICES	0.017	5.521			5.538
417.16	GWG:UZU	AGRICULTURE SERVICES	0.010	5.668			5.678
417.02	GWG:BAR	AGRICULTURE SERVICES	0.015	3.294			3.309
412.06	GWG:TGI	AGRICULTURE SERVICES	0.010	1.926			1.936
406.07	GWG:KHEBI	AGRICULTURE SERVICES		2.718			2.718
417.13	GWG:S/KHAR	AGRICULTURE SERVICES		1.890			1.890
405.05	GWG:GOG	AGRICULTURE SERVICES	0.030	0.991			1.021
415.03	GWG:CHHIM	AGRICULTURE SERVICES		10.795			10.795
411.07	GWG:S/KHAR	AGRICULTURE SERVICES		7.517			7.517
404.08	GWG:DUM	AGRICULTURE SERVICES	0.010	0.892			0.902
408.14	GWG:SEPHU	AGRICULTURE SERVICES	0.015	1.862			1.877

Schedule 5: EXPENDITURE SUMMARY BY IMF FUNCTIONAL CLASSIFICATION							
AU	Administrative Unit	Programme	CURRENT	CAPITAL	LEND	REPAY	TOTAL
404.15	GWG:SIP	AGRICULTURE SERVICES		1.316			1.316
418.06	GWG:KAWANG	AGRICULTURE SERVICES	0.020	1.496			1.516
406.02	GWG:DOR	AGRICULTURE SERVICES		1.897			1.897
420.06	GWG:TOETS	AGRICULTURE SERVICES		1.134			1.134
414.13	GWG:SHER	AGRICULTURE SERVICES		3.441			3.441
410.13	GWG:SERZ	AGRICULTURE SERVICES	0.021	3.297			3.318
404.16	GWG:TAD	AGRICULTURE SERVICES	0.015	2.606			2.621
401.04	GWG:CHG	AGRICULTURE SERVICES	0.017	2.306			2.323
408.15	GWG:ATHANG	AGRICULTURE SERVICES	0.015	5.051			5.066
415.10	GWG:NORB	AGRICULTURE SERVICES		1.266			1.266
409.01	B/thang	AGRICULTURE SERVICES	5.291	0.926			6.217
418.05	GWG:GAYNEY	AGRICULTURE SERVICES	0.010	1.225			1.235
414.12	GWG:SALENG	AGRICULTURE SERVICES		1.478			1.478
403.07	GWG:LUN	AGRICULTURE SERVICES		0.722			0.722
413.03	GWG:JAREY	AGRICULTURE SERVICES	0.026	3.607			3.633
417.04	GWG:K/LUNG	AGRICULTURE SERVICES		1.275			1.275
407.06	GWG:LING	AGRICULTURE SERVICES		2.629			2.629
410.01	S/pang	AGRICULTURE SERVICES	10.691	1.110			11.801
403.08	GWG:NAJ	AGRICULTURE SERVICES	0.010	3.035			3.045
420.09	GWG:YANGT	AGRICULTURE SERVICES		1.745			1.745
416.02	GWG:PTHANG	AGRICULTURE SERVICES		3.767			3.767
417.03	GWG:PIDUNG	AGRICULTURE SERVICES	0.010	2.786			2.796
410.06	GWG:TTHANG	AGRICULTURE SERVICES	0.011	2.414			2.425
406.05	GWG:GOSH	AGRICULTURE SERVICES	0.010	1.300			1.310
407.05	GWG:KAB	AGRICULTURE SERVICES		0.426			0.426
401.07	GWG:LKG	AGRICULTURE SERVICES	0.030	5.326			5.356
413.02	GWG:GANG	AGRICULTURE SERVICES	0.030	6.844			6.874
		Total	740.693	1,273.984			2,014.676
		Mining, Manufacturing and Industries Services	192.791	108.490	0.000	0.000	301.281

Schedule 5: EXPENDITURE SUMMARY BY IMF FUNCTIONAL CLASSIFICATION							
AU	Administrative Unit	Programme	CURRENT	CAPITAL	LEND	REPAY	TOTAL
205.01	MEA	COTTAGE & SMALL INDUSTRIES SERVICES	20.861	47.228			68.089
205.01	MEA	GEOLOGY & MINES SERVICES	70.522	17.019			87.540
205.01	MEA	INDUSTRIES SERVICES	22.970	37.196			60.166
205.01	MEA	ECONOMIC POLICY DIRECTION SERVICES	78.438	7.047			85.485
		Transport and Communication Services	613.632	4,154.617	0.000	0.000	4,768.249
206.01	MWHS	ROAD CONSTRUCTION AND MAINTENANCE SERVICES	377.870	3,427.532			3,805.403
207.01	MIC	ROAD SAFETY & TRANSPORT SERVICES	62.855	25.102			87.957
403.05	GWG:HOR	MULE TRACKS AND BRIDGE SERVICES		0.139			0.139
406.14	GWG:LKHA	MULE TRACKS AND BRIDGE SERVICES		0.181			0.181
408.09	GWG:NAHI	MULE TRACKS AND BRIDGE SERVICES		2.674			2.674
404.11	GWG:TEN	MULE TRACKS AND BRIDGE SERVICES		0.050			0.050
418.07	GWG:L/SHI	MULE TRACKS AND BRIDGE SERVICES		1.465			1.465
418.04	GWG:DAGALA	MULE TRACKS AND BRIDGE SERVICES		0.090			0.090
417.06	GWG:K/LING	MULE TRACKS AND BRIDGE SERVICES		0.150			0.150
413.04	GWG:KHO	MULE TRACKS AND BRIDGE SERVICES		0.237			0.237
407.07	GWG:SHE	MULE TRACKS AND BRIDGE SERVICES		2.295			2.295
420.07	GWG:TSHANG	MULE TRACKS AND BRIDGE SERVICES		0.100			0.100
418.09	GWG:NARO	MULE TRACKS AND BRIDGE SERVICES		0.394			0.394
404.12	GWG:NAINI	MULE TRACKS AND BRIDGE SERVICES		0.070			0.070
420.02	GWG:BLING	MULE TRACKS AND BRIDGE SERVICES		0.400			0.400
404.07	GWG:DOR	MULE TRACKS AND BRIDGE SERVICES		0.067			0.067
418.02	GWG:SOE	MULE TRACKS AND BRIDGE SERVICES		0.338			0.338
403.10	GWG:TSE	MULE TRACKS AND BRIDGE SERVICES		1.311			1.311
409.02	GWG:CHHOEK	MULE TRACKS AND BRIDGE SERVICES		0.280			0.280
403.04	GWG:DOT	MULE TRACKS AND BRIDGE SERVICES		0.641			0.641

Schedule 5: EXPENDITURE SUMMARY BY IMF FUNCTIONAL CLASSIFICATION							
AU	Administrative Unit	Programme	CURRENT	CAPITAL	LEND	REPAY	TOTAL
407.02	GWG:CHHU	MULE TRACKS AND BRIDGE SERVICES		0.068			0.068
419.05	GWG:LUNANA	MULE TRACKS AND BRIDGE SERVICES		1.479			1.479
408.02	GWG:BJE	MULE TRACKS AND BRIDGE SERVICES		0.474			0.474
419.04	GWG:LAYA	MULE TRACKS AND BRIDGE SERVICES		0.233			0.233
401.03	GWG:BOG	MULE TRACKS AND BRIDGE SERVICES		0.068			0.068
416.05	GWG:W/PHU	MULE TRACKS AND BRIDGE SERVICES		0.200			0.200
401.10	GWG:LGG	MULE TRACKS AND BRIDGE SERVICES		0.657			0.657
402.02	GWG:BJE	MULE TRACKS AND BRIDGE SERVICES		1.440			1.440
416.12	GWG:SERTHI	MULE TRACKS AND BRIDGE SERVICES		0.090			0.090
403.09	GWG:SHA	MULE TRACKS AND BRIDGE SERVICES		1.400			1.400
408.12	GWG:PHOBI	MULE TRACKS AND BRIDGE SERVICES		1.760			1.760
420.08	GWG:YLLANG	MULE TRACKS AND BRIDGE SERVICES		0.100			0.100
412.04	GWG:LGL	MULE TRACKS AND BRIDGE SERVICES		0.094			0.094
402.04	GWG:SBY	MULE TRACKS AND BRIDGE SERVICES		0.373			0.373
411.05	GWG:NGANG	MULE TRACKS AND BRIDGE SERVICES		0.100			0.100
408.14	GWG:SEPHU	MULE TRACKS AND BRIDGE SERVICES		4.370			4.370
408.15	GWG:ATHANG	MULE TRACKS AND BRIDGE SERVICES		0.030			0.030
420.09	GWG:YANGT	MULE TRACKS AND BRIDGE SERVICES		0.060			0.060
403.07	GWG:LUN	MULE TRACKS AND BRIDGE SERVICES		0.435			0.435
407.05	GWG:KAB	MULE TRACKS AND BRIDGE SERVICES		0.368			0.368
401.07	GWG:LKG	MULE TRACKS AND BRIDGE SERVICES		0.259			0.259
207.01	MIC	CIVIL AVIATION SERVICES	88.168	308.581			396.749
123.01	BICMA	INFORMATION, COMMUNICATIONS & MEDIA SERVICES	17.620	2.671			20.290
207.01	MIC	INFORMATION TECHNOLOGY & TELECOM SERVICES	25.788	340.228			366.016
207.01	MIC	INFORMATION & MEDIA SERVICES	7.395	19.904			27.298
207.01	MIC	INFORMATION & COMMUNICATIONS POLICY DIRECTION SERVICES	33.936	5.661			39.597

Schedule 5: EXPENDITURE SUMMARY BY IMF FUNCTIONAL CLASSIFICATION

AU	Administrative Unit	Programme	CURRENT	CAPITAL	LEND	REPAY	TOTAL
108.01	ACC	Public Order & Safety Services	1,641.491	421.091	0.000	0.000	2,062.582
110.01	RAA	ANTI-CORRUPTION SERVICES	44.703	40.185			84.888
201.01	MHCA	ROYAL AUDIT SERVICES	132.441	25.131			157.573
106.01	JUDICIARY	POLICE SERVICES	1,178.882	152.792			1,331.675
112.01	OAG	JUDICIARY SERVICES	259.929	173.231			433.160
		ATTORNEY SERVICES	25.535	29.751			55.287
		GRAND TOTAL	21,032.044	15,443.805	177.803	2,771.677	39,425.328

Schedule 6: SCHEDULE OF NON-REVENUE DEPOSITS DURING THE FY 2014-2015		
SL NO	BRANCH	(NU. IN MILLION)
1	P/LING MAIN BRANCH	263904350.830
2	THIMPHU BRANCH	352614328.670
3	SAMDRUP JONJKHAR	32442272.000
4	GELEPHU	24246137.700
5	TSIMA SHAM	38066457.850
6	SAMTSE	35100026.550
7	TRASHIGANG	18857469.690
8	DAMPHU	5639058.730
9	MONGAAR	40348329.630
10	BUMTHANG	43810669.360
11	WANGDIPHODRANG	160134241.710
12	PARO	58413601.330
13	TRONGSA	78927692.650
14	HA	25391767.440
15	GEDU	3131318.300
16	ZHEMGANG	36800916.960
17	LHUNTSE	32643668.870
18	PUNAKHA	23275754.090
19	PEMAGHTSEL	44947890.930
20	SARPANG	53799407.310
21	DAGANA	34290118.270
22	TSASHI YANGSTE	12759225.300
23	GASA BRANCH	15084948.800
	TOTAL	1434629652.970

Schedule 7: Schedule Of Other Recoveries and Remittances for the FY 2014-15: By AU				
Account Number	Administrative Unit	Recoveries	Remittance	Net Amount
101.01/1001	His Majesty's Secretariat, Thimphu	3,020,661.00	3,020,661.00	0.00
102.01/1001	Secretariat of His Majesty the Fourth Druk Gyalpo	1,637,691.00	1,637,691.00	0.00
103.01/1001	National Assembly of Bhutan, Thimphu	15,734,684.00	15,734,684.00	0.00
104.01/1001	National Council Secretariat, Thimphu	11,966,942.00	11,966,942.00	0.00
105.01/1001	Central Monastic Secretariat, Thimphu	5,219,806.65	5,219,806.65	0.00
105.01/1003	HM Secretariat, Council for Religious Affairs	10,800.00	10,800.00	0.00
105.01/2001	Religion & Health Project, Central Monastic Secretariat, Thimphu	435,887.00	435,887.00	0.00
105.01/2002	Dratshang Lhentshog, Thimphu	14,902,284.70	12,660,467.85	2,241,816.85
106.01/1001	High Court, Thimphu	3,458,536.00	3,470,692.25	-12,156.25
106.01/1002	District Court, Thimphu	5,067,418.00	5,067,418.00	0.00
106.01/1003	District Court, Trashigang	972,423.50	972,423.50	0.00
106.01/1004	District Court, Wangdue Phodrang	1,082,669.00	1,082,669.00	0.00
106.01/1005	District Court, Punakha	1,216,395.00	1,216,395.00	0.00
106.01/1006	District Court, Sarpang	1,270,856.00	1,270,856.00	0.00
106.01/1007	District Court, Tsirang	626,224.00	626,224.00	0.00
106.01/1008	District Court, Paro	2,067,252.00	2,064,252.00	3,000.00
106.01/1009	District Court, Chhukha	1,239,069.00	1,239,069.00	0.00
106.01/1010	District Court, Samtse	968,090.00	968,090.00	0.00
106.01/1011	District Court, Samdrup Jongkhar	905,797.00	905,797.00	0.00
106.01/1012	District Court, Mongar	1,738,757.31	1,738,757.31	0.00
106.01/1013	District Court, Haa	1,096,361.00	1,096,361.00	0.00
106.01/1014	District Court, Trongsa	1,154,716.00	1,154,716.00	0.00
106.01/1015	District Court, Zhemgang	828,038.00	828,038.00	0.00
106.01/1016	District Court, Dagana	1,270,536.00	1,270,536.00	0.00
106.01/1017	District Court, Lhuentse	1,005,028.00	1,004,126.00	902.00
106.01/1018	District Court, Pema Gatshel	864,186.00	864,186.00	0.00
106.01/1019	District Court, Bumthang	1,253,752.00	1,253,752.00	0.00
106.01/1021	District Court, Trashigang	1,243,745.00	1,243,745.00	0.00
106.01/1022	Dungkhag Court, Phuentsholing	1,951,130.00	1,951,130.00	0.00
106.01/1023	Dungkhag Court, Wamrong	985,684.00	985,684.00	0.00
106.01/1024	Dungkhag Court, Gelephu	1,078,267.00	1,078,267.00	0.00

Schedule 7: Schedule Of Other Recoveries and Remittances for the FY 2014-15: By AU				
Account Number	Administrative Unit	Recoveries	Remittance	Net Amount
106.01/1025	Drungkhag Court, Lhamoi Zhingkha	516,606.00	516,606.00	0.00
106.01/1026	Drungkhag Court, Dorokha	553,133.00	553,133.00	0.00
106.01/1027	Drungkhag Court, Sipsoo	493,718.00	493,718.00	0.00
106.01/1028	Drungkhag Court, Panbang	517,635.00	517,635.00	0.00
106.01/1029	Drungkhag Court, Thrimshing	229,650.00	229,650.00	0.00
106.01/1030	Drungkhag Court, Nanglam	927,731.00	927,731.00	0.00
106.01/1031	Drungkhag Court, Weringla	968,127.41	967,527.41	600.00
106.01/1032	Drungkhag Court, Lingshi	720,826.00	720,826.00	0.00
106.01/1033	Drungkhag Court, Jomotsangkha	507,429.00	507,429.00	0.00
106.01/1034	Drungkhag Court, Samdrupcholing	377,142.00	377,142.00	0.00
106.01/1035	Drungkhag Court, Sakteng	276,243.00	276,243.00	0.00
106.01/1036	Drungkhag Court, Sombaykha	463,413.00	463,413.00	0.00
106.01/1037	Supreme Court	6,306,638.00	6,306,638.00	0.00
106.01/1039	District Court Gasa	899,638.00	899,638.00	0.00
106.01/2001	Supreme Court, Thimphu	3,406,354.72	3,406,354.72	0.00
106.01/2002	Supreme Court	41,400.59	41,400.59	0.00
106.01/2006	Construction of High Court Building, Thimphu	28,947.47	28,947.47	0.00
107.01/1001	Royal Civil Service Commission, Thimphu	7,507,182.00	7,507,182.00	0.00
107.01/2003	Royal Civil Service Commission, Thimphu	80,924.00	80,924.00	0.00
108.01/1001	Anti-Corruption Commission	6,819,979.00	6,819,979.00	0.00
108.01/2001	Anti-Corruption Commission	3,164.00	3,164.00	0.00
109.01/1001	Election Commissioner Office, Thimphu	6,110,051.00	6,241,923.59	-131,872.59
110.01/1001	Royal Audit Authority, Thimphu	13,327,953.00	13,327,953.00	0.00
110.01/1002	Regional Royal Audit Authority (East), S/Jongkhar	2,530,934.00	2,530,934.00	0.00
110.01/1003	Regional Royal Audit Authority (Central), Bumthang	2,649,192.00	2,649,192.00	0.00
110.01/1004	Regional Royal Audit Authority (West), Tsirang	3,000,090.00	3,000,090.00	0.00
110.01/1005	Office of Assistant Auditor General - Western Region	2,420,750.00	2,420,750.00	0.00
111.01/1001	Cabinet Secretariat, Thimphu	4,400,057.00	4,400,057.00	0.00
111.01/2003	G2C	600.00	600.00	0.00
112.01/1001	Office of Legal Affairs, Thimphu	4,376,206.00	4,376,206.00	0.00

Schedule 7: Schedule Of Other Recoveries and Remittances for the FY 2014-15: By AU				
Account Number	Administrative Unit	Recoveries	Remittance	Net Amount
112.01/2001	Office of the Attorney General, Thimphu	7,427,048.81	7,427,048.81	0.00
113.01/1001	Bhutan Olympic Committee, Thimphu	1,923,019.00	1,923,019.00	0.00
114.01/1001	Dzongkha Development Commission, Thimphu	3,057,464.00	3,057,464.00	0.00
115.01/1001	National Land Commission, Thimphu	20,299,837.50	20,299,837.50	0.00
116.01/1001	Centre for Bhutan Studies, Thimphu	1,632,841.00	1,632,841.00	0.00
117.01/1001	GNH Commission Secretariat, Thimphu	5,916,297.00	5,916,297.00	0.00
118.01/1001	National Environment Commission, Thimphu.	5,879,669.00	6,049,505.00	-169,836.00
119.01/1001	Royal Institute of Management, Semtokha	7,228,090.67	7,209,277.67	18,813.00
119.01/2004	Royal Institute of Management, Semtokha	91,065.00	91,065.00	0.00
120.01/1011	Institute of Language and Culture Studies, Taktse	961,109.00	961,109.00	0.00
121.01/1001	National Statistical Bureau, Thimphu	4,550,018.00	4,435,193.00	114,825.00
122.01/1001	Bhutan Narcotic Control Agency, Thimphu	1,993,998.00	1,993,998.00	0.00
123.01/1001	Bhutan InfoComm & Media Authority, Thimphu	2,782,984.00	2,782,984.00	0.00
124.01/1001	Thimphu Thromdey Schools, City Corporation, Thimphu	93,074,976.69	93,866,030.86	-791,054.17
124.01/1002	Phuentsholing Thromde School	15,618,148.00	15,618,148.00	0.00
124.01/1003	Samdrup Jongkhar Thromde Schools	5,603,470.81	5,603,470.81	0.00
124.01/1004	Gelephu Thromde Schools	17,044,361.00	17,044,361.00	0.00
125.01/1001	Drug Regulatory Authority	2,132,195.00	2,132,195.00	0.00
126.01/1001	Tourism Council of Bhutan	2,713,499.00	2,713,499.00	0.00
126.01/1002	HTMTI-Construction Project	615,689.07	615,689.07	0.00
126.01/1003	Royal Institute for Tourism & Hospitality	2,517,712.00	2,517,712.00	0.00
127.01/1001	National Commission for Women & Children	1,785,744.00	1,805,744.00	-20,000.00
127.01/2003	National Commission for Women & Children	4,800.00	4,800.00	0.00
128.01/1001	Royal Education Council	3,367,070.00	3,367,070.00	0.00
129.01/1001	Bhutan Council for School Examination and Assessment	3,476,147.00	3,476,147.00	0.00

Schedule 7: Schedule Of Other Recoveries and Remittances for the FY 2014-15: By AU				
Account Number	Administrative Unit	Recoveries	Remittance	Net Amount
130.01/1001	Royal Privy Council, Thimphu.	1,801,640.00	1,801,640.00	0.00
131.01/1001	Bhutan Standards Bureau	4,706,698.00	4,706,698.00	0.00
132.01/1002	University of Medical Sciences	2,980,309.56	2,980,309.56	0.00
133.01/1001	Royal Institute of Law, Taba, Thimphu	623,273.00	623,273.00	0.00
134.01/1001	Bhutan National Legal Institute	1,836,012.00	1,836,012.00	0.00
135.01/1001	Civil Society Organization Authority	445,505.00	444,005.00	1,500.00
136.01/1001	Jigme Dorji Wangchuck National Referral Hospital	69,292,263.23	69,292,263.23	0.00
201.01/1001	Ministry of Home and Cultural Affairs, Thimphu	6,605,011.69	6,605,011.69	0.00
201.01/1002	Department of Civil Registration & Census, MoHCA, Thimphu	3,960,998.00	3,960,998.00	0.00
201.01/1003	Department of Culture, MoHCA, Thimphu	13,285,325.00	13,285,325.00	0.00
201.01/1004	Department of Local Governance, MoHCA	1,875,709.00	1,838,306.00	37,403.00
201.01/1005	Department of Immigration, MoHCA, Thimphu	6,494,633.00	6,494,633.00	0.00
201.01/1006	Department of Disaster Management, MoHCA, Thimphu	1,846,205.00	1,846,205.00	0.00
201.01/1007	Royal Bhutan Police, HQ	89,282,251.05	90,201,180.09	-918,929.04
201.01/1011	Regional Immigration Office, MoHCA, Gelephu	2,566,401.83	2,566,401.83	0.00
201.01/1012	Regional Immigration Office, MoHCA, Phuentsholing	3,330,483.00	3,330,483.00	0.00
201.01/1013	Regional Immigration Office, MoHCA, Samdrup Jongkhar	2,028,528.00	2,028,528.00	0.00
201.01/1014	Regional Immigration Office, MoHCA, Samtse	1,788,664.00	1,788,664.00	0.00
201.01/1015	National Museum, Paro	1,978,621.00	1,978,621.00	0.00
201.01/1016	The Tower of Trongsa Museum, Ta Dzong, Trongsa	396,342.00	396,342.00	0.00
201.01/1018	Royal Bhutan Police, Phuentsholing	26,289,635.56	26,289,635.56	0.00
201.01/1019	Royal Bhutan Police, Samdrup Jongkhar	25,352,765.26	25,352,765.26	0.00
201.01/1020	Royal Bhutan Police, Samtse	18,220,930.59	18,220,930.59	0.00
201.01/1021	Royal Bhutan Police, Gelephu	25,190,033.98	25,190,033.98	0.00

Schedule 7: Schedule Of Other Recoveries and Remittances for the FY 2014-15: By AU				
Account Number	Administrative Unit	Recoveries	Remittance	Net Amount
201.01/1022	Jail Services, Royal Bhutan Police	15,700,204.86	15,707,704.86	-7,500.00
201.01/1023	Fire Fighting Services, Royal Bhutan Police	5,023,118.70	5,023,118.70	0.00
201.01/1024	Royal Bhutan Police, Tsirang	14,169,067.18	14,169,067.18	0.00
201.01/1025	Royal Bhutan Police, Trongsa	4,633,069.28	4,633,069.28	0.00
201.01/1026	Royal Bhutan Police, Trasgigang	10,534,609.50	10,534,609.50	0.00
201.01/1027	Royal Bhutan Police, Mongar	9,149,498.04	9,149,498.04	0.00
201.01/1028	Royal Bhutan Police, Training Centre- Jigmeling (Sarpang)	10,872,098.22	10,872,098.22	0.00
201.01/1029	Royal Bhutan Police, Training Centre- Tashigatshel (Chukha)	9,439,585.48	9,439,585.48	0.00
201.01/1030	Royal Bhutan Police, Paro	10,861,946.13	10,861,946.13	0.00
201.01/1031	Royal Bhutan Police, Punakha	10,322,846.04	10,322,846.04	0.00
201.01/1032	Royal Bhutan Police, Wangdue Phodrang	7,180,377.54	7,180,377.54	0.00
201.01/1033	Royal Bhutan Police, Bumthang	4,294,281.56	4,294,281.56	0.00
201.01/2001	Disaster Mgt. Division, MoHCA, Thimphu	4,800.00	4,800.00	0.00
201.01/2007	Department of Disaster Management, MoHCA, Thimphu	3,456.00	3,456.00	0.00
201.01/2013	Pemagatshel Dzong Construction Project, Ministry of Home and Cultural Affairs	403,043.00	403,043.00	0.00
201.01/2015	Local Governance Sustainable Development Program (LGSDP), MOHCA	18,160.00	9,040.00	9,120.00
201.01/2017	Wangduephodrang Dzong Reconstruction Project	1,233,969.00	1,233,969.00	0.00
201.01/2018	Trashigang Dzong Conservation Project	122,769.00	122,769.00	0.00
201.01/2019	Paro Tadzong Conservation Project	640,796.00	560,796.00	80,000.00
201.01/2020	Phajoding Lhakhang Conservation Project	53,226.00	53,226.00	0.00
201.01/2021	Gasa Dzong Conservation Project, Department of Culture, MoHCA	278,593.00	163,983.00	114,610.00
202.01/1001	Ministry of Finance Secretariat, Thimphu	10,464,465.95	11,091,107.65	-626,641.70
202.01/1002	Department of Public Accounts	4,415,120.00	4,415,120.00	0.00

Schedule 7: Schedule Of Other Recoveries and Remittances for the FY 2014-15: By AU				
Account Number	Administrative Unit	Recoveries	Remittance	Net Amount
202.01/1003	Department of National Budget, Ministry of Finance, Thimphu	3,120,865.00	3,120,865.00	0.00
202.01/1004	Department of Revenue and Customs, Ministry of Finance, Thimphu	4,980,399.00	4,980,399.00	0.00
202.01/1005	Department of National Properties, MoF, Thimphu	23,477,563.00	23,493,563.00	-16,000.00
202.01/1007	Regional Revenue & Customs Office, Thimphu	5,815,563.00	5,815,563.00	0.00
202.01/1008	Regional Revenue & Customs Office, P/ling	11,396,722.00	11,396,722.00	0.00
202.01/1009	Regional Revenue & Customs, Gelephu	5,885,820.00	5,885,820.00	0.00
202.01/1010	Regional Revenue & Customs Office, S/Jongkhar	6,079,833.00	6,079,833.00	0.00
202.01/1011	Regional Revenue & Customs Office, Samtse	6,998,163.40	6,998,163.40	0.00
202.01/1012	Regional Revenue & Customs Office, Paro	5,462,758.00	5,777,939.00	-315,181.00
202.01/1013	Regional Revenue & Customs Office, Mongar	2,746,366.00	2,776,366.00	-30,000.00
202.01/1014	Regional Revenue & Customs Office, MoF, Bumthang	2,059,863.00	2,059,863.00	0.00
202.01/1019	Liaison and Transit Office Customs, Kolkata	1,571,494.00	1,571,494.00	0.00
203.01/1001	Ministry of Foreign Affairs, Thimphu	9,575,073.54	9,575,073.54	0.00
203.01/1002	Permanent Mission of Bhutan, Ministry of Foreign Affairs, New York, USA	485,714.90	485,714.90	0.00
203.01/1003	Permanent Mission of Bhutan, Ministry of Foreign Affairs, Geneva, Switzerland	283,150.00	501,462.89	-218,312.89
203.01/1004	Royal Bhutanese Embassy, Ministry of Foreign Affairs, New Delhi, India	4,002,789.28	4,002,789.28	0.00
203.01/1005	Royal Bhutanese Embassy, Ministry of Foreign Affairs, Dhaka, Bangladesh	527,863.00	527,863.00	0.00
203.01/1006	Royal Bhutanese Embassy, Ministry of Foreign Affairs, Kuwait	401,440.00	401,440.00	0.00
203.01/1007	Royal Bhutanese Embassy, Ministry of Foreign Affairs, Bangkok, Thailand	994,594.46	1,002,550.46	-7,956.00

Schedule 7: Schedule Of Other Recoveries and Remittances for the FY 2014-15: By AU				
Account Number	Administrative Unit	Recoveries	Remittance	Net Amount
203.01/1008	Royal Bhutanese Consulate, Ministry of Foreign Affairs, Kolkotta, India	1,526,815.00	1,526,815.00	0.00
203.01/1009	Royal Bhutanese Embassy, Brussels, Belgium	471,634.34	471,634.34	0.00
204.01/1001	Ministry of Agriculture and Forests Secretariat	7,565,002.00	7,565,002.00	0.00
204.01/1002	Department of Agriculture, MoA, Thimphu	7,333,193.00	13,229,257.14	-5,896,064.14
204.01/1003	Department of Livestock, MoA, Thimphu	4,231,963.00	4,231,963.00	0.00
204.01/1004	Department of Forests and Park Services, MOA, Thimphu	7,479,105.00	7,479,104.50	0.50
204.01/1005	Council of RNR Research of Bhutan, CoRRB	1,987,352.00	2,039,806.00	-52,454.00
204.01/1006	Bhutan Agriculture & Food Regulatory Authority (BAFRA), MoA, Thimphu	15,064,598.34	15,106,219.84	-41,621.50
204.01/1007	National Biodiversity Centre, Serbithang	3,823,497.84	3,827,817.84	-4,320.00
204.01/1008	Agriculture Machinery Centre, Paro	8,461,689.00	8,461,689.00	0.00
204.01/1009	Post Harvest Unit, MOA, Paro	3,936,339.50	3,936,339.50	0.00
204.01/1010	Central Machinery Unit, MOA, Bumthang	5,757,206.00	5,757,206.00	0.00
204.01/1011	National Plant Protection Center, Semtokha	3,037,749.00	3,037,749.00	0.00
204.01/1012	National Soil Service Centre, Semtokha	3,918,716.00	3,918,716.00	0.00
204.01/1013	National Center for Animal Health, Serbithang	4,105,478.00	4,105,478.00	0.00
204.01/1014	National Centre for Aquaculture (NCA)	1,552,803.00	1,552,803.00	0.00
204.01/1015	National Horse & Brown Swiss Cross Breeding Program, Bumthang	511,220.00	511,220.00	0.00
204.01/1016	National Livestock Breeding Programme, Yusipang	3,670,536.00	3,670,536.00	0.00
204.01/1017	National Feed & Fodder Development Programme, Bumthang	2,528,445.00	2,528,445.00	0.00
204.01/1018	Regional Livestock Development Centre	1,380,836.00	1,380,836.00	0.00

Schedule 7: Schedule Of Other Recoveries and Remittances for the FY 2014-15: By AU				
Account Number	Administrative Unit	Recoveries	Remittance	Net Amount
204.01/1019	Regional Poultry Breeding Centre, Paro	767,146.00	767,146.00	0.00
204.01/1020	National Pig Breeding Centre, Wangchutaba	779,674.00	779,674.00	0.00
204.01/1021	National Sheep Breeding Farm, Bumthang	239,055.00	239,055.00	0.00
204.01/1022	Brown Swiss Farm, Bumthang	943,119.00	943,119.00	0.00
204.01/1023	National Jersey Breeding Farm, Samtse	1,553,761.00	1,553,761.00	0.00
204.01/1024	Regional Livestock Development Centre, DoL, MoA, Zhemgang	2,002,819.00	2,002,819.00	0.00
204.01/1025	Regional Veterinary Laboratory, Tsimalakha	2,262,433.00	2,262,433.00	0.00
204.01/1026	National Poultry Breeding Farm, Sarpang	1,241,295.00	1,241,295.00	0.00
204.01/1027	Regional Veterinary Laboratory, Kanglung	2,079,419.00	2,156,789.00	-77,370.00
204.01/1028	Livestock Central Store, Phuntsholing	465,633.00	465,633.00	0.00
204.01/1029	Cold Water Fish Culture Centre (CW FCC), Haa	1,281,137.00	1,281,137.00	0.00
204.01/1030	Calf Rearing Centre, Wangkha, Chhukha	537,702.00	537,702.00	0.00
204.01/1031	Regional Livestock Breeding Centre, Lingmithang	1,085,758.00	1,085,758.00	0.00
204.01/1032	Regional Mithun Breeding Farm, Arong	434,026.00	434,026.00	0.00
204.01/1033	National Nublang Farm, Tashiyangphu	497,686.00	497,686.00	0.00
204.01/1034	Regional Mithun Breeding Farm, Zhemgang	445,148.00	445,148.00	0.00
204.01/1035	Divisional Forest Office, Zhemgang	4,499,764.00	4,499,764.00	0.00
204.01/1036	Sakten Wildlife Sanctuary, Trashigang	3,171,110.00	3,171,110.00	0.00
204.01/1037	Jigme Singye Wangchuk National Park, Trongsa	3,063,781.00	3,063,781.00	0.00
204.01/1038	Bumdeling Wildlife Sanctuary, Trashy Yangtse	2,249,370.00	2,249,370.00	0.00
204.01/1039	Jigme Dorji National Park, Gasa	5,211,738.00	5,183,978.00	27,760.00
204.01/1040	Royal Manas National Park, Gelephu	4,499,840.06	4,499,840.06	0.00

Schedule 7: Schedule Of Other Recoveries and Remittances for the FY 2014-15: By AU				
Account Number	Administrative Unit	Recoveries	Remittance	Net Amount
204.01/1041	Thrumshingla National Park, Ura, Bumthang	3,642,489.00	3,642,489.00	0.00
204.01/1042	Divisional Forest Office, Gedu	4,644,195.00	4,644,195.00	0.00
204.01/1043	Divisional Forest Office, Wangdue Phodrang	6,567,111.00	6,567,111.00	0.00
204.01/1044	Divisional Forest Office, Thimphu	6,712,367.00	6,743,135.00	-30,768.00
204.01/1045	Forestry Services Division, Trashigang	4,952,375.00	4,952,375.00	0.00
204.01/1046	Divisional Forest Office, Samtse	5,084,657.11	5,084,657.11	0.00
204.01/1047	Divisional Forest Office, S/ Jongkhar	5,579,217.00	5,598,217.00	-19,000.00
204.01/1048	Divisional Forest Office, Paro	6,451,396.00	6,451,396.00	0.00
204.01/1049	Divisional Forest Office, Mongar	4,890,231.09	4,890,231.09	0.00
204.01/1050	Forestry Services Division, Sarpang	4,140,228.00	4,140,228.00	0.00
204.01/1051	Divisional Forest Office, Tsirang	4,898,589.88	4,898,589.88	0.00
204.01/1052	Divisional Forest Office, Bumthang	3,076,420.00	3,189,206.00	-112,786.00
204.01/1053	Forest Resources Dev. Division, Thimphu	2,480,364.00	2,562,339.00	-81,975.00
204.01/1054	Wangchuck Centennial Park, Bumthang	2,846,483.00	2,846,483.00	0.00
204.01/1056	RNR-Research Centre, Bajo	6,080,885.35	6,080,885.35	0.00
204.01/1057	RNR-Research Centre, Jakar, Bumthang	3,787,608.10	3,794,203.96	-6,595.86
204.01/1058	RNR-Research Centre, Yusipang	7,685,870.48	7,685,870.48	0.00
204.01/1059	RNRRC, Wengkhar	7,276,453.00	7,277,845.09	-1,392.09
204.01/1060	National Seed Centre, Paro	106,106.15	106,106.15	0.00
204.01/1061	Rural Development Training Centre	1,650,823.00	1,650,823.00	0.00
204.01/1062	National Pig Breeding Centre, Gelephu	777,148.88	777,148.88	0.00
204.01/1063	Regional Fish Seed Production Centre, Bhangtar	409,253.00	409,253.00	0.00
204.01/1064	RNR -RDC Bhur, Gelephu	3,161,258.00	3,161,258.00	0.00
204.01/1065	Regional Marketing Officer and The Accountant	1,349,683.00	1,349,683.00	0.00
204.01/1066	Phibsoo Wildlife Sanctuary, Sarpang	2,475,507.00	2,475,507.00	0.00

Schedule 7: Schedule Of Other Recoveries and Remittances for the FY 2014-15: By AU				
Account Number	Administrative Unit	Recoveries	Remittance	Net Amount
204.01/1067	Toorsa Strict Nature Reserve(TSNR)	1,156,933.00	1,156,933.00	0.00
204.01/2006	Royal Botanical and Recreational Parks Division, MoA	4,490,439.66	4,504,078.47	-13,638.81
204.01/2007	GOI & AMMEPP Projects, MoA, Thimphu	3,116,623.00	3,116,623.00	0.00
204.01/2013	S/thening of Livestock Dev. Initiative, DoL	22,825.00	22,825.00	0.00
204.01/2016	Ugyen Wangchuck Institute for Conservation and Environment	4,162,763.00	4,247,763.00	-85,000.00
204.01/2027	Rural Livelihood Project, Zhemgang	741,444.00	741,444.00	0.00
204.01/2031	Department of Livestock, Ministry of Agriculture, Thimphu	35,268.00	35,268.00	0.00
204.01/2036	MAGIP Project, Ministry of Agriculture and Forests	660,864.00	660,864.00	0.00
205.01/1001	Ministry of Trade & Economics Affairs, Thimphu	7,592,424.83	7,707,253.79	-114,828.96
205.01/1002	Department of Trade, MTEA, Thimphu	3,454,099.00	3,454,099.00	0.00
205.01/1003	Department of Geology & Mines, MTEA, Thimphu	12,998,947.00	12,998,947.00	0.00
205.01/1005	Department of Industry, MTEA, Thimphu	3,142,771.00	3,142,771.00	0.00
205.01/1006	Regional Trade & Industry Office, Trongsa	942,882.03	940,867.00	2,015.03
205.01/1007	Regional Trade & Industry Office, MTI, Phuentsholing	598,481.00	598,481.00	0.00
205.01/1008	Regional Trade & Industry Office, MTI, Gelephu	876,900.00	876,900.00	0.00
205.01/1009	Regional Trade & Industry Office, MTI, Samdrup Jongkhar	1,252,513.45	1,252,513.45	0.00
205.01/1010	Regional Trade & Industry Office, Mongar	1,203,229.00	1,203,229.00	0.00
205.01/1011	Dept. of Geology & Mines (Deposit Works), MTI, Thimphu		8,000.00	-8,000.00
205.01/1012	Department of Cottage & Small Industries, MoEA	2,176,433.00	2,176,433.00	0.00
205.01/1013	Department of HydroPower & Power Systems	2,703,657.00	2,703,657.00	0.00
205.01/1014	Department of Renewable Energy	2,890,786.00	2,890,786.00	0.00

Schedule 7: Schedule Of Other Recoveries and Remittances for the FY 2014-15: By AU				
Account Number	Administrative Unit	Recoveries	Remittance	Net Amount
205.01/1015	Department of HydroMet Services	7,020,184.00	7,020,184.00	0.00
205.01/1016	Consumer Protection Office, Ministry of Economic Affairs, Thimphu	613,822.00	613,822.00	0.00
205.01/2001	EIT, Department of Trade, MoEA, Thimphu	3,600.00	3,600.00	0.00
205.01/2008	Flood Warning Services ,Dept. of Hydro Met Services (FIC 0212)	1,744,350.00	1,744,350.00	0.00
206.01/1001	Secretariat, Ministry of Works & Human Settlement, Thimphu	7,411,913.00	7,411,913.00	0.00
206.01/1002	Department of Roads, Thimphu	5,565,649.00	6,034,995.00	-469,346.00
206.01/1003	Department of Engineering Services	7,228,023.00	7,245,303.00	-17,280.00
206.01/1004	Field Roads Maintenance Division, DOR, Zhemgang	7,258,319.43	7,258,319.43	0.00
206.01/1005	Field Roads Maintenance Division, DOR, Lobesa	2,704,825.49	3,331,052.91	-626,227.42
206.01/1006	Field Roads Maintenance Division, DOR, Trashigang	2,192,738.97	2,161,067.84	31,671.13
206.01/1007	Field Roads Maintenance Division, DOR, Phuentsholing	20,219,475.00	20,219,475.00	0.00
206.01/1008	Field Roads Maintenance Division, DOR, Sarpang	3,210,546.00	11,518,351.84	-8,307,805.84
206.01/1009	Field Roads Maintenance Division, DOR, Lingmithang	2,643,708.00	2,643,708.00	0.00
206.01/1010	Field Roads Maintenance Division, DOR, Trongsa	3,322,159.00	3,320,909.00	1,250.00
206.01/1011	Field Roads Maintenance Division, DOR, Thimphu	3,627,989.00	3,627,989.00	0.00
206.01/1013	Central Stores Unit, DOR, Phuentsholing	842,768.00	842,768.00	0.00
206.01/1014	Central Stores Unit, DoR, Phuentsholing (Deposit Work)	1,895,340.00	1,895,340.00	0.00
206.01/1017	Department of Human Settlement, MoWHS	4,134,078.00	4,136,078.00	-2,000.00
206.01/1018	Project Management Office for Gomphu - Pangbang & Mamung - Digala Road Project	1,532,592.58	1,532,592.58	0.00
206.01/1019	Field Road Division, Department of Road, Samdrup Jongkhar	2,117,397.00	2,117,397.00	0.00

Schedule 7: Schedule Of Other Recoveries and Remittances for the FY 2014-15: By AU				
Account Number	Administrative Unit	Recoveries	Remittance	Net Amount
206.01/1020	Phuentsholing Thromdey	455,800.00	455,800.00	0.00
206.01/2005	Gyelposhing-Nganglam Road Project, DOR, Lingmithang	6,207,994.00	6,207,994.00	0.00
206.01/2019	Urban Infrastructure Development Project for Dzongkhag Administration, Dagana	87,415.23	87,415.23	0.00
206.01/2020	Road Network Project II, under Department of Roads,	4,371,336.30	4,150,916.30	220,420.00
206.01/2022	Poverty Alleviation through Road Development in Southern Bhutan, under Department of Roads, Ministry of Works and Human Settlement	331,867.00	331,867.00	0.00
206.01/2023	Department of Engineering Section, MoWHS	15,600.00	15,600.00	0.00
207.01/1001	Ministry of Information & Communications Secretariat, Thimphu	4,747,771.00	4,838,451.00	-90,680.00
207.01/1002	Department of Air Transport (DoAT)	18,091,316.68	18,091,316.68	0.00
207.01/1003	Roads Safety and Transport Authority, MOIC	4,529,285.00	4,529,285.00	0.00
207.01/1004	Regional Transport Office, RSTA, Phuentsholing	1,387,459.00	1,387,459.00	0.00
207.01/1005	Regional Transport Office, RSTA, Gelephu	2,305,129.00	2,304,650.00	479.00
207.01/1006	Regional Transport Office, RSTA, Samdrup Jongkhar	2,175,732.00	2,175,732.00	0.00
207.01/1007	Department of Information & Technology	4,710,938.00	6,917,027.51	-2,206,089.51
207.01/1008	Department of Information & Media	1,745,349.00	2,223,315.00	-477,966.00
207.01/2002	DIT, Ministry of Information and Communicaitons	401,400.80	401,400.80	0.00
207.01/2003	AFD, Ministry of Information and Communications, Thimphu	158,400.00	158,400.00	0.00
207.01/2004	Department of Information Technology and Telecom, MoIC	376,673.00	376,673.00	0.00
208.01/1001	Ministry of Health Secretariat, Thimphu	11,779,174.94	12,105,219.42	-326,044.48
208.01/1002	Department of Public Health Services, MoH, Thimphu	8,593,201.00	8,593,201.00	0.00

Schedule 7: Schedule Of Other Recoveries and Remittances for the FY 2014-15: By AU				
Account Number	Administrative Unit	Recoveries	Remittance	Net Amount
208.01/1003	Department of Medical Services, MoH, Thimphu	11,032,457.20	11,492,457.20	-460,000.00
208.01/1005	Regional Referral Hospital, Mongar	20,150,767.00	20,095,271.00	55,496.00
208.01/1006	Central Regional Referral Hospital, Gelephu	18,978,196.77	18,945,906.77	32,290.00
208.01/1007	Malaria Eradication Program, Gelephu	2,759,806.00	2,759,806.00	0.00
208.01/1008	RWSS Central Stores, Phuentsholing	297,495.00	297,495.00	0.00
208.01/1009	Medical Supply Depot, Phuentsholing	1,686,273.00	1,686,273.00	0.00
208.01/1010	Phuentsholing General Hospital	10,954,110.00	10,954,110.00	0.00
208.01/1011	Department of Traditional Medicine Services (DTMS), MoH	7,312,568.00	7,312,568.00	0.00
208.01/1012	Department of Medical Supply and Health Infrastructure (DMSHI)	4,296,382.00	4,296,382.00	0.00
208.01/2002	Ministry of Health	119,786.19	119,786.19	0.00
208.01/2003	Ministry of Health	124,715.76	638,872.00	-514,156.24
208.01/2005	Vector-Borne Disease Control Programme, Gelephu	19,064.00	19,064.00	0.00
208.01/2008	Country Coordination Mechanism, Ministry of Health	9,600.00	9,600.00	0.00
208.01/2009	Construction of CRR Hospital, Gelephu, MoH, Thimphu	1,900.00	1,900.00	0.00
208.01/2010	Diabetes Health Services, Ministry of Health, Thimphu	24,120.00	24,120.00	0.00
208.01/2012	TB Control Programme, MoH, Thimphu	6,269.00	6,269.00	0.00
208.01/2016	International Assistance, Ministry of Health, Thimphu	3,600.00	3,600.00	0.00
208.01/2021	Construction of Public Health Laboratory, MoH	43,328.00	43,328.00	0.00
208.01/2022	Reconstruction of 40 bedded Samtse Hospital, Ministry of Health	14,600.00	14,600.00	0.00
209.01/1001	Ministry Of Education Secretariat, Thimphu	8,788,998.58	8,788,998.58	0.00
209.01/1002	Department Of Adult and Higher Education, MOE, Thimphu	2,667,142.00	2,667,142.00	0.00

Schedule 7: Schedule Of Other Recoveries and Remittances for the FY 2014-15: By AU				
Account Number	Administrative Unit	Recoveries	Remittance	Net Amount
209.01/1003	Department of School Education, MoE, Thimphu	8,944,288.80	8,944,288.80	0.00
209.01/1004	Department of Youth, Culture & Sports, MoE, Thimphu	4,235,175.00	4,235,175.00	0.00
209.01/1005	CAPSD, Paro	3,814,928.00	3,814,928.00	0.00
209.01/2001	International Assistance, Ministry of Education, Thimphu	15,965,244.78	26,965,244.78	-11,000,000.00
210.01/1001	Ministry of Labour & Human Resources Secretariat, Thimphu	3,586,710.00	3,586,493.00	217.00
210.01/1002	Department of Human Resources, Thimphu	2,503,104.00	2,503,104.00	0.00
210.01/1003	Bhutan Vocational Qualification Authority, Thimphu	1,571,178.00	1,571,178.00	0.00
210.01/1004	Department of Labour, MoLHR	4,019,079.00	4,019,079.00	0.00
210.01/1005	Department of Employment, MoLHR	4,528,171.00	4,528,171.00	0.00
210.01/1006	Trashigang Institute for Zorig Chusum	2,484,466.00	2,484,466.00	0.00
210.01/1007	National Institute for Zorig Chusum, Thimphu.	4,477,475.00	4,477,475.00	0.00
210.01/1009	Samthang Institute of Automobile Engineering	1,478,701.00	1,478,701.00	0.00
210.01/1010	Vocational Training Institute, Khuruthang, Punakha	3,619,070.00	3,619,070.00	0.00
210.01/1011	Vocational Training Institute, Rangjung, Trashigang	2,901,957.00	2,901,957.00	0.00
210.01/1012	Serzhong Vocational Training Institute, Gelephu, Sarpang	2,149,669.00	2,149,669.00	0.00
210.01/1013	Chumey Vocational Training Institute, Bumthang	1,330,838.00	1,330,838.00	0.00
210.01/1014	Thimphu Institute of Automobile Engineering, MoLHR	1,331,931.00	1,331,931.00	0.00
401.01/1001	Dzongkhag Administration, Chhukha	65,720,705.87	65,720,705.87	0.00
401.01/1002	Phuentsholing Drungkhag	21,765,880.00	21,765,880.00	0.00
401.02/1001	Sampheling Geog, Chhuka	22,800.00	22,800.00	0.00
401.03/1001	Bongo Geog, Chhuka	292,560.00	292,560.00	0.00
401.04/1001	Chapcha Geog. Chhuka Dzongkhag	152,400.00	152,400.00	0.00

Schedule 7: Schedule Of Other Recoveries and Remittances for the FY 2014-15: By AU				
Account Number	Administrative Unit	Recoveries	Remittance	Net Amount
401.05/1001	Dungna Geog, Chhukha Dzongkhag	195,600.00	212,787.00	-17,187.00
401.06/1001	Gayling Geog, Chhukha Dzongkhag	707,860.00	707,860.00	0.00
401.07/1001	Darla Geog, Chhuka	402,814.00	397,800.00	5,014.00
401.08/1001	Getana Geog, Chhukha Dzongkhag	530,340.00	634,421.00	-104,081.00
401.09/1001	Jabcho Geog, Chhukha Dzongkhag	589,960.00	589,960.00	0.00
401.10/1001	Lokchina Geog, Chhuka		43,805.00	-43,805.00
401.11/1001	Metakha Geog, Chhukha Dzongkhag	705,000.00	705,000.00	0.00
401.12/1001	Phuentsholing Geog, Chhuka	297,034.00	297,034.00	0.00
402.01/1001	Dzongkhag Administration, Haa	34,511,223.75	34,511,223.75	0.00
402.02/1001	Bjee Geog, Ha Dzongkhag	302,790.00	302,790.00	0.00
402.03/1001	Kastho Geog, Ha Dzongkhag	462,170.00	462,170.00	0.00
402.04/1001	Sambekha Geog, Ha Dzongkhag	418,713.22	418,713.22	0.00
402.05/1001	Sama Geog, Ha Dzongkhag	648,811.00	648,811.00	0.00
402.06/1001	Uesu Geog, Ha Dzongkhag	331,800.00	331,800.00	0.00
402.07/1001	Gakiling Geog, Haa Dzongkhag	371,516.35	371,516.35	0.00
403.01/1001	Dzongkhag Administration, Paro	90,972,006.47	90,972,006.47	0.00
403.02/1001	Dobshari Geog, Paro Dzongkhag	294,972.00	294,972.00	0.00
403.05/1001	Horey Geog, Paro Dzongkhag	172,953.79	172,953.79	0.00
403.06/1001	Lango Geog, Paro Dzongkhag			0.00
403.07/1001	Lungni Geog, Paro Dzongkhag	120,605.00	120,605.00	0.00
403.08/1001	Naja Geog, Paro Dzongkhag	184,000.00	184,000.00	0.00
403.09/1001	Shaba Geog, Paro Dzongkhag	200.00	200.00	0.00
403.11/1001	Wangchang Geog, Paro Dzongkhag	221,810.07	221,810.07	0.00
404.01/1001	Dzongkhag Administration, Samtse	60,210,717.34	60,211,137.34	-420.00
404.01/1002	Sipsu Drungkhag	22,087,644.66	22,087,644.66	0.00
404.01/1003	Dorokha Drungkhag	12,950,505.00	12,950,505.00	0.00
404.02/1001	Bara Geog, Samtse Dzongkhag	130,146.00	130,146.00	0.00
404.03/1001	Biru Geog, Samtse Dzongkhag	148,400.00	148,400.00	0.00
404.04/1001	Charghare Geog, Samtse Dzongkhag	55,600.00	55,600.00	0.00

Schedule 7: Schedule Of Other Recoveries and Remittances for the FY 2014-15: By AU				
Account Number	Administrative Unit	Recoveries	Remittance	Net Amount
404.05/1001	Chengmari Geog, Samtse Dzongkhag	1,222,745.56	1,222,745.56	0.00
404.08/1001	Dumtse Geog, Samtse Dzongkhag	124,800.00	124,800.00	0.00
404.09/1001	Ghumauney Geog, Samtse Dzongkhag	243,530.67	243,530.67	0.00
404.11/1001	Tendu Geog, Samtse Dzongkhag	213,400.00	213,400.00	0.00
404.12/1001	Nainital Geog, Samtse Dzongkhag	68,600.00	68,600.00	0.00
404.13/1001	Pagli Geog, Samtse Dzongkhag	13,692.00	13,692.00	0.00
404.14/1001	Samtse Geog, Samtse Dzongkhag	150,100.00	150,100.00	0.00
404.15/1001	Sibsu Geog, Samtse Dzongkhag	64,000.00	64,000.00	0.00
404.16/1001	Tading Geog, Samtse Dzongkhag	61,400.00	61,400.00	0.00
405.01/1001	Dzongkhag Administration, Tsirang	49,864,403.00	49,864,403.00	0.00
405.02/1001	Beteni Geog, Tsirang Dzongkhag	255,350.00	255,350.00	0.00
405.03/1001	Dunglegang Geog, Tsirang Dzongkhag	356,140.00	356,140.00	0.00
405.04/1001	Barshong Geog, Tsirang Dzongkhag	52,800.00	52,800.00	0.00
405.05/1001	Gosheling Geog, Tsirang Dzongkhag	198,500.00	198,500.00	0.00
405.06/1001	Rangthangling Geog, Tsirang Dzongkhag	178,400.00	178,400.00	0.00
405.07/1001	Kikhorthang Geog, Tsirang Dzongkhag	102,400.00	102,400.00	0.00
405.08/1001	Mendrelgang Geog, Tsirang Dzongkhag	420,983.00	420,983.00	0.00
405.09/1001	Patale Geog, Tsirang Dzongkhag	119,144.00	119,144.00	0.00
405.10/1001	Phuentenchhu Geog, Tsirang Dzongkhag	249,900.00	249,900.00	0.00
405.11/1001	Semjong Geog, Tsirang Dzongkhag	144,400.00	144,400.00	0.00
405.13/1001	Tsirangtoe Geog, Tsirang Dzongkhag	189,200.00	189,200.00	0.00
406.01/1001	Dzongkhag Administration, Dagana	54,484,585.00	54,484,585.00	0.00

Schedule 7: Schedule Of Other Recoveries and Remittances for the FY 2014-15: By AU				
Account Number	Administrative Unit	Recoveries	Remittance	Net Amount
406.01/1002	Lhamoizingkha Dungkha, Dagana	9,970,701.00	9,970,701.00	0.00
406.02/1001	Dorona Geog, Dagana Dzongkhag	518,656.00	518,621.00	35.00
406.03/1001	Drujeygang Geog, Dagana Dzongkhag	371,303.00	371,303.00	0.00
406.04/1001	Gesarling Geog, Dagana Dzongkhag	283,000.00	366,150.00	-83,150.00
406.05/1001	Goshi Geog, Dagana Dzongkhag	317,200.00	317,200.00	0.00
406.06/1001	Kana Geog, Dagana Dzongkhag	401,330.00	394,970.00	6,360.00
406.07/1001	Khebisa Geog, Dagana Dzongkhag	360,100.00	360,301.00	-201.00
406.08/1001	Lajab Geog, Dagana Dzongkhag	247,000.00	249,250.00	-2,250.00
406.09/1001	Tashiding Geog, Dagana Dzongkhag	480,040.00	806,331.00	-326,291.00
406.10/1001	Tshendaygang Geog, Dagana Dzongkhag	487,400.00	492,282.00	-4,882.00
406.11/1001	Tshangkha Geog, Dagana Dzongkhag	415,900.00	415,900.00	0.00
406.12/1001	Tseza Geog, Dagana Dzongkhag	390,000.00	390,000.00	0.00
406.13/1001	Deorali Geog, Dagana Dzongkhag	311,160.00	311,160.00	0.00
406.14/1001	Lhamoizingkha Geog, Dagana Dzongkhag	270,988.00	270,988.00	0.00
406.15/1001	Nichula Geog, Dagana Dzongkhag	257,804.00	257,804.00	0.00
407.01/1001	Dzongkhag Administration, Punakha	66,008,290.00	66,008,290.00	0.00
407.02/1001	Chhubu Geog, Punakha Dzongkhag	166,786.00	166,786.00	0.00
407.03/1001	Goenshari Geog, Punakha Dzongkhag	130,600.00	130,600.00	0.00
407.04/1001	Guma Geog, Punakha Dzongkhag	96,010.00	96,010.00	0.00
407.06/1001	Lingbukha Geog, Punakha Dzongkhag	243,436.00	243,436.00	0.00
407.07/1001	Shengana Geog, Punakha Dzongkhag	509,930.00	509,930.00	0.00
407.08/1001	Talo Geog, Punakha Dzongkhag	70,380.00	70,380.00	0.00

Schedule 7: Schedule Of Other Recoveries and Remittances for the FY 2014-15: By AU				
Account Number	Administrative Unit	Recoveries	Remittance	Net Amount
407.09/1001	Toewang Geog, Punakha Dzongkhag	173,880.00	173,880.00	0.00
407.10/1001	Zoma Geog, Punakha Dzongkhag	3,605.00	3,605.00	0.00
407.11/1001	Baap Geog, Punakha	14,450.00	14,450.00	0.00
407.12/1001	Toebesa Geog, Punakha	39,876.00	39,876.00	0.00
408.01/1001	Dzongkhag Administration, Wangdue Phodrang	74,290,046.00	74,290,046.00	0.00
408.02/1001	Bjena Gewog, Wangdue Phodrang Dzongkhag	180,455.00	180,455.00	0.00
408.03/1001	Dangchhu Geog, Wangdue Phodrang Dzongkhag	124,555.00	124,555.00	0.00
408.04/1001	Darkar Geog, Wangdue Phodrang Dzongkhag	217,155.00	217,155.00	0.00
408.05/1001	Gangtey Geog, Wangdue Phodrang Dzongkhag	7,955.00	7,955.00	0.00
408.06/1001	Gasetshogom Geog, Wangdue Phodrang Dzongkhag	434,039.00	434,039.00	0.00
408.07/1001	Gasetshowom Geog, Wangdue Phodrang Dzongkhag	289,160.00	289,160.00	0.00
408.08/1001	Kashi Geog, Wangdue Phodrang Dzongkhag	90,400.00	90,400.00	0.00
408.09/1001	Nahi Geog, Wangdue Phodrang Dzongkhag	150,800.00	150,800.00	0.00
408.10/1001	Nisho Geog, Wangdue Phodrang Dzongkhag	95,500.00	95,500.00	0.00
408.11/1001	Phangyul Geog, Wangdue Phodrang Dzongkhag	272,900.00	272,900.00	0.00
408.12/1001	Phobjee Geog, Wangdue Phodrang Dzongkhag	93,155.00	93,155.00	0.00
408.13/1001	Roepa Geog, Wangdue Phodrang Dzongkhag	348,755.00	348,755.00	0.00
408.14/1001	Sephu Geog, Wangdue Phodrang Dzongkhag	181,500.00	181,500.00	0.00
408.15/1001	Athang Gewog, Wangdue Phodrang Dzongkhag	239,585.00	239,585.00	0.00
408.16/1001	Thetshong Geog, Wangdue Phodrang Dzongkhag	268,100.00	268,100.00	0.00
409.01/1001	Dzongkhag Administration, Bumthang	45,201,942.00	45,194,010.00	7,932.00
409.02/1001	Chhoekhor Geog, Bumthang Dzongkhag	204,180.00	204,180.00	0.00
409.03/1001	Chhume Geog, Bumthang Dzongkhag	189,680.00	189,680.00	0.00

Schedule 7: Schedule Of Other Recoveries and Remittances for the FY 2014-15: By AU				
Account Number	Administrative Unit	Recoveries	Remittance	Net Amount
409.04/1001	Tang Geog, Bumthang Dzongkhag	61,000.00	61,000.00	0.00
409.05/1001	Ura Geog, Bumthang Dzongkhag	468,148.00	468,148.00	0.00
410.01/1001	Dzongkhag Administration, Sarpang	72,009,346.00	72,009,346.00	0.00
410.01/1002	Dungkhag Administration, Gelephu	1,663,029.76	1,663,029.76	0.00
410.02/1002	Samtayling Geog, Sarpang Dzongkhag	263,000.00	263,000.00	0.00
410.03/1002	Chuzangang Geog, Sarpang Dzongkhag	314,100.00	314,100.00	0.00
410.04/1001	Dekiling Geog, Sarpang Dzongkhag	362,980.00	362,980.00	0.00
410.05/1001	Doeban Geog, Sarpang Dzongkhag	118,400.00	118,400.00	0.00
410.06/1002	Tareything Geog, Sarpang Dzongkhag	136,500.00	136,500.00	0.00
410.07/1002	Gelephu Geog, Sarpang Dzongkhag	95,400.00	95,400.00	0.00
410.08/1001	Hilley Geog, Sarpang Dzongkhag	159,120.00	159,120.00	0.00
410.09/1002	Jigmechoeling Geog, Sarpang Dzongkhag	196,800.00	196,800.00	0.00
410.10/1002	Umling Gewog, Sarpang Dzongkhag	185,200.00	185,200.00	0.00
410.11/1001	Singhi Geog, Sarpang Dzongkhag	254,900.00	254,900.00	0.00
410.12/1001	Sarpangtar Geog, Sarpang Dzongkhag	198,600.00	198,600.00	0.00
410.13/1002	Sershong Geog, Sarpang Dzongkhag	221,254.58	221,254.58	0.00
411.01/1001	Dzongkhag Administration, Zhemgang	36,852,545.00	36,910,414.94	-57,869.94
411.01/1002	Panbang Dungkhag, Zhemgang	16,270,503.00	16,270,503.00	0.00
411.02/1001	Bardo Geog, Zhemgang Dzongkhag	121,800.00	121,800.00	0.00
411.03/1001	Bjoka Geog, Zhemgang	258,000.00	258,000.00	0.00
411.04/1001	Nangkor Geog, Zhemgang Dzongkhag	184,200.00	184,200.00	0.00
411.05/1001	Ngangla Geog, Zhemgang	22,200.00	20,860.00	1,340.00
411.06/1001	Phangkhar Geog, Zhemgang Dzongkhag	155,700.00	155,700.00	0.00

Schedule 7: Schedule Of Other Recoveries and Remittances for the FY 2014-15: By AU				
Account Number	Administrative Unit	Recoveries	Remittance	Net Amount
411.07/1001	Shingkar Geog, Zhemgang Dzongkhag	453,893.00	453,893.00	0.00
411.08/1001	Trong Geog, Zhemgang Dzongkhag	203,700.00	203,700.00	0.00
411.09/1001	Goshing Geog, Zhemgang	264,000.00	264,000.00	0.00
412.01/1001	Dzongkhag Administration, Trongsa	37,432,365.00	37,555,257.00	-122,892.00
412.02/1001	Dragteng Geog, Trongsa Dzongkhag	61,400.00	61,400.00	0.00
412.03/1001	Korphu Geog, Trongsa Dzongkhag	259,200.00	259,200.00	0.00
412.04/1001	Langthel Geog, Trongsa Dzongkhag	85,560.00	235,560.00	-150,000.00
412.05/1001	Nubi Geog, Trongsa Dzongkhag	2,400.00	2,400.00	0.00
412.06/1001	Tangsibji Geog, Trongsa Dzongkhag	106,400.00	300,044.63	-193,644.63
413.01/1001	Dzongkhag Administration, Lhuentse	44,974,155.77	45,914,217.77	-940,062.00
413.02/1001	Gangzur Geog, Lhuentse Dzongkhag	309,219.00	309,219.00	0.00
413.03/1001	Jarey Geog, Lhuentse Dzongkhag	735,847.00	735,847.00	0.00
413.04/1001	Khoma Geog, Lhuentse Dzongkhag	189,594.00	189,594.00	0.00
413.05/1001	Kurtoe Geog, Lhuentse Dzongkhag	393,020.00	393,020.00	0.00
413.06/1001	Minjay Geog, Lhuentse Dzongkhag	360,350.00	360,350.00	0.00
413.07/1001	Menbi Geog, Lhuentse Dzongkhag	482,535.00	482,535.00	0.00
413.08/1001	Metsho Geog, Lhuentse Dzongkhag	288,746.00	1,223,860.55	-935,114.55
413.09/1001	Tshenkhar Geog, Lhuentse Dzongkhag	304,548.00	304,548.00	0.00
414.01/1001	Dzongkhag Administration, Mongar	82,875,513.00	82,833,513.00	42,000.00
414.01/1002	Office of the Gyaltshab	111,954.00	111,954.00	0.00
414.02/1001	Balam Geog, Mongar Dzongkhag	260,400.00	260,400.00	0.00
414.03/1001	Chali Geog, Mongar Dzongkhag	176,136.00	176,136.00	0.00
414.04/1001	Chaskhar Geog, Mongar Dzongkhag	267,400.00	267,400.00	0.00

Schedule 7: Schedule Of Other Recoveries and Remittances for the FY 2014-15: By AU				
Account Number	Administrative Unit	Recoveries	Remittance	Net Amount
414.05/1001	Dramtse Geog, Mongar Dzongkhag	267,733.00	267,733.00	0.00
414.06/1001	Drepong Geog, Mongar Dzongkhag	456,707.00	456,707.00	0.00
414.07/1001	Gongdue Geog, Mongar Dzongkhag	94,980.00	94,980.00	0.00
414.08/1001	Jurmey Geog, Mongar Dzongkhag	238,476.00	238,476.00	0.00
414.09/1001	Kengkhar Geog, Mongar Dzongkhag	400,200.00	400,200.00	0.00
414.10/1001	Mongar Geog, Mongar Dzongkhag	288,199.00	288,199.00	0.00
414.11/1001	Natshang Geog, Mongar Dzongkhag	266,988.00	266,988.00	0.00
414.12/1001	Saleng Geog, Mongar Dzongkhag	91,790.00	91,790.00	0.00
414.13/1001	Sherimung Geog, Mongar Dzongkhag	218,176.00	218,176.00	0.00
414.14/1001	Silambi Geog, Mongar Dzongkhag	212,000.00	212,000.00	0.00
414.15/1001	Thangrong Geog, Mongar Dzongkhag	486,200.00	486,200.00	0.00
414.16/1001	Tsakaling Geog, Mongar Dzongkhag	168,300.00	168,300.00	0.00
414.17/1001	Tsamang Geog, Mongar Dzongkhag	322,416.00	322,416.00	0.00
414.18/1001	Narang Geog, Mongar Dzongkhag	31,200.00	31,200.00	0.00
415.01/1001	Dzongkhag Administration, Pema Gatshel	70,641,570.00	70,641,570.00	0.00
415.01/1002	Nganglam Drungkhag	1,554,605.00	1,554,605.00	0.00
415.01/2002	MAGIP Project, Pemagatshel Dzongkhag	300,832.00	300,832.00	0.00
415.02/1001	Chongshing Gewog, Pema Gatshel Dzongkhag	811,150.00	811,150.00	0.00
415.03/1001	Chhimung Geog, Pema Gatshel Dzongkhag	292,650.00	292,650.00	0.00
415.04/1001	Dungme Geog, Pema Gatshel Dzongkhag	1,442,050.00	1,442,050.00	0.00
415.05/1001	Khar Geog, Pema Gatshel Dzongkhag	304,867.00	304,867.00	0.00
415.06/1001	Shumar geog, Pema Gatshel Dzongkhag	52,050.00	52,050.00	0.00
415.07/1001	Yurung Geog, Pema Gatshel Dzongkhag	201,633.00	201,633.00	0.00

Schedule 7: Schedule Of Other Recoveries and Remittances for the FY 2014-15: By AU				
Account Number	Administrative Unit	Recoveries	Remittance	Net Amount
415.08/1001	Zobel Geog, Pema Gatshel Dzongkhag	195,675.00	195,675.00	0.00
415.09/1001	Decheling Gewog, Nganglam Dungkhag	187,968.00	187,968.00	0.00
415.10/1001	Norbugang Gewog, Nganglam Dungkhag	105,950.00	105,950.00	0.00
415.11/1001	Nanong Gewog, Pemagatshel Dzongkhag	242,600.00	242,600.00	0.00
415.12/1001	Chokorling Gewog, Nganglam Dungkhag	300,550.00	300,550.00	0.00
416.01/1001	Dzongkhag Administration, Samdrup Jongkhar	61,907,511.20	61,907,511.20	0.00
416.02/1001	Phuntshothang Geog, Samdrup Jongkhar Dzongkhag	464,256.00	464,256.00	0.00
416.03/1001	Pemethang Geog, Samdrup Jongkhar Dzongkhag	215,364.00	215,364.00	0.00
416.04/1001	Gomdar Geog, Samdrup Jongkhar Dzongkhag	304,400.00	304,400.00	0.00
416.05/1001	Wangphu Geog, S/Jongkhar Dzongkhag	137,556.00	137,556.00	0.00
416.06/1001	Langchenphu Geog, Samdrup Jongkhar Dzongkhag	231,922.00	231,922.00	0.00
416.07/1001	Lauri Geog, Samdrup Jongkhar Dzongkhag	113,898.00	113,898.00	0.00
416.08/1001	Martshala Geog, Samdrup Jongkhar Dzongkhag	465,510.00	465,510.00	0.00
416.09/1001	Deothang Geog, S/Jongkhar Dzongkhag	145,640.00	145,640.00	0.00
416.10/1001	Orong Geog, Samdrup Jongkhar Dzongkhag	384,500.00	384,500.00	0.00
416.11/1001	Samrang Geog, Samdrup Jongkhar Dzongkhag	294,350.00	294,350.00	0.00
416.12/1001	Serthi Geog, Samdrup Jongkhar Dzongkhag	322,594.00	322,594.00	0.00
417.01/1001	Dzongkhag Administration, Trashigang	80,024,275.71	80,025,910.71	-1,635.00
417.01/1002	Sakteng Dungkhag, Tashigang	4,609,980.00	4,609,980.00	0.00
417.01/1003	Thrimshing Dungkhag, Tashigang	7,232,584.00	7,232,584.00	0.00
417.01/1004	Wamrong Dungkhag, Tashigang	24,581,612.00	24,581,612.00	0.00
417.01/2002	MAGIP Project, Trashigang Dzongkhag		115,139.00	-115,139.00

Schedule 7: Schedule Of Other Recoveries and Remittances for the FY 2014-15: By AU				
Account Number	Administrative Unit	Recoveries	Remittance	Net Amount
417.02/1001	Bartsham Geog, Trashigang Dzongkhag	438,800.00	438,800.00	0.00
417.03/1001	Bidung Geog, Trashigang Dzongkhag	24,000.00	24,000.00	0.00
417.04/1001	Kanglung Geog, Trashigang Dzongkhag	33,600.00	33,600.00	0.00
417.05/1001	Kangpara Geog, Trashigang Dzongkhag	142,600.00	142,600.00	0.00
417.06/1001	Khaling Geog, Trashigang Dzongkhag	75,000.00	75,000.00	0.00
417.09/1001	Yangneer Geog, Trashigang Dzongkhag	537,800.00	537,800.00	0.00
417.10/1001	Phongmey Geog, Trashigang Dzongkhag	263,684.00	263,684.00	0.00
417.11/1001	Radhi Geog, Trashigang Dzongkhag	300,360.00	300,360.00	0.00
417.12/1001	Sakten Geog, Trashigang Dzongkhag	161,966.00	161,966.00	0.00
417.13/1001	Samkhar Geog, Trashigang Dzongkhag	343,100.00	343,100.00	0.00
417.14/1001	Shongphu Geog, Trashigang Dzongkhag	88,950.00	88,950.00	0.00
417.15/1001	Thrimshing Geog, Trashigang Dzongkhag	28,600.00	28,600.00	0.00
417.16/1001	Uzarong Geog, Trashigang Dzongkhag	36,000.00	36,000.00	0.00
418.01/1001	Dzongkhag Administration, Thimphu	35,753,375.00	35,753,375.00	0.00
418.01/1002	Lingzhi Drungkhag	2,503,914.00	2,503,914.00	0.00
418.02/1001	Soe Geog, Thimphu Dzongkhag	3,560.00	3,560.00	0.00
418.03/1001	Chang Geog, Thimphu Dzongkhag	98,700.00	98,700.00	0.00
418.04/1001	Dagala Geog, Thimphu Dzongkhag	215,810.00	215,810.00	0.00
418.05/1001	Gayney Geog, Thimphu Dzongkhag	40,160.00	40,160.00	0.00
418.06/1001	Kawang Geog, Thimphu Dzongkhag	12,703.00	12,703.00	0.00
418.07/1001	Lingshi Geog, Thimphu Dzongkhag	44,800.00	44,800.00	0.00
418.08/1001	Mewang Geog, Thimphu Dzongkhag	76,600.00	76,600.00	0.00
418.09/1001	Naro Geog, Thimphu Dzongkhag	22,500.00	22,500.00	0.00

Schedule 7: Schedule Of Other Recoveries and Remittances for the FY 2014-15: By AU				
Account Number	Administrative Unit	Recoveries	Remittance	Net Amount
419.01/1002	Gasa DZongkhag	15,978,300.10	15,978,300.10	0.00
419.02/1002	Geonkhamed Gewog	113,000.00	113,000.00	0.00
419.03/1002	Geonkhatoed Gewog	179,516.00	179,516.00	0.00
419.04/1002	Laya Gewog	177,000.00	177,000.00	0.00
419.05/1002	Lunana Gewog	502,683.00	502,683.00	0.00
420.01/1001	Dzongkhag Administration, Trashi Yangtse	50,063,668.00	50,063,668.00	0.00
420.01/2002	MAGIP Project, Trashiyangtse Dzongkhag	539,557.00	539,557.00	0.00
420.02/1001	Bumdiling Gewog, Trashi Yangtse Dzongkhag	473,664.00	473,664.00	0.00
420.03/1001	Jamkhar Gewog, Trashi Yangtse Dzongkhag	303,328.00	303,328.00	0.00
420.04/1001	Khamdang Gewog, Trashi Yangtse Dzongkhag	240,948.00	240,948.00	0.00
420.06/1001	Toetsho Gewog, Trashi Yangtse Dzongkhag	330,164.00	330,164.00	0.00
420.07/1001	Tongshang Gewog, Trashi Yangtse Dzongkhag	88,260.00	88,260.00	0.00
420.08/1001	Yalang Gewog, Trashi Yangtse Dzongkhag	54,660.00	54,660.00	0.00
420.09/1001	Yangtse Gewog, Trashi Yangtse Dzongkhag	341,511.00	341,511.00	0.00
Total		2,808,488,175.17	2,842,838,779.27	-34,350,604.10

Schedule 8: Schedule Of Revenue Receipts and Remittances for the FY 2014-15; By AU			
Account Number	Administrative Unit	Receipt	Remittance
101.01/1001	His Majesty's Secretariat, Thimphu	2,056,549.00	2,056,549.00
102.01/1001	Secretariat of His Majesty the Fourth Druk Gyalpo	2,026,789.78	2,026,789.78
103.01/1001	National Assembly of Bhutan, Thimphu	9,008,305.00	9,008,305.00
104.01/1001	National Council Secretariat, Thimphu	6,210,219.00	6,210,219.00
105.01/1001	Central Monastic Secretariat, Thimphu	1,581,031.00	1,581,031.00
105.01/1002	Central Monk Bodies (Rabdey), CRA, Thimphu	297,984.00	297,984.00
105.01/1003	HM Secretariat, Council for Religious Affairs	62,490.00	62,490.00
105.01/2001	Religion & Health Project, Central Monastic Secretariat, Thimphu	326,779.00	326,779.00
105.01/2002	Dratshang Lhentshog, Thimphu	3,151,605.40	3,151,605.40
106.01/1001	High Court, Thimphu	1,328,169.00	1,328,169.00
106.01/1002	District Court, Thimphu	1,310,192.00	1,310,192.00
106.01/1003	District Court, Trashigang	306,681.92	306,681.92
106.01/1004	District Court, Wangdue Phodrang	238,829.40	238,829.40
106.01/1005	District Court, Punakha	232,140.00	232,140.00
106.01/1006	District Court, Sarpang	274,395.00	274,395.00
106.01/1007	District Court, Tsirang	159,556.00	159,556.00
106.01/1008	District Court, Paro	461,210.00	461,210.00
106.01/1009	District Court, Chhukha	227,936.00	227,936.00
106.01/1010	District Court, Samtse	240,277.00	240,277.00
106.01/1011	District Court, Samdrup Jongkhar	272,882.00	272,882.00
106.01/1012	District Court, Mongar	205,020.00	205,020.00
106.01/1013	District Court, Haa	186,925.00	186,925.00
106.01/1014	District Court, Trongsa	246,949.00	246,949.00
106.01/1015	District Court, Zhemgang	243,966.00	243,966.00
106.01/1016	District Court, Dagana	315,645.00	315,645.00
106.01/1017	District Court, Lhuentse	180,466.76	180,466.76
106.01/1018	District Court, Pema Gatshel	359,843.00	359,843.00
106.01/1019	District Court, Bumthang	196,304.30	196,304.30
106.01/1021	District Court, Trashhi Yangtse	256,359.00	256,359.00
106.01/1022	Dungkhag Court, Phuentsholing	516,675.76	516,675.76
106.01/1023	Dungkhag Court, Wamrong	128,179.00	128,179.00
106.01/1024	Dungkhag Court, Gelephu	194,542.00	194,542.00
106.01/1025	Drungkhag Court, Lhamoi Zhingka	81,155.00	81,155.00
106.01/1026	Drungkhag Court, Dorokha	138,529.00	138,529.00
106.01/1027	Drungkhag Court, Sipsoo	88,284.00	88,284.00
106.01/1028	Drungkhag Court, Panbang	80,671.00	80,671.00
106.01/1029	Drungkhag Court, Thrimshing	68,311.00	68,311.00
106.01/1030	Drungkhag Court, Nanglam	122,159.00	122,159.00
106.01/1031	Drungkhag Court, Weringla	95,633.00	95,633.00
106.01/1032	Drungkhag Court, Lingshi	163,481.00	163,481.00
106.01/1033	Drungkhag Court, Jomotsangkha	124,691.00	124,691.00

Schedule 8: Schedule Of Revenue Receipts and Remittances for the FY 2014-15; By AU			
Account Number	Administrative Unit	Receipt	Remittance
106.01/1034	Drungkhag Court, Samdrupcholing	177,000.76	177,000.76
106.01/1035	Drungkhag Court, Sakteng	84,151.98	84,151.98
106.01/1036	Drungkhag Court, Sombaykha	105,678.00	105,678.00
106.01/1037	Supreme Court	3,024,493.00	3,024,493.00
106.01/1039	District Court Gasa	244,924.00	244,924.00
106.01/2001	Supreme Court, Thimphu	368,563.00	368,563.00
106.01/2002	Supreme Court	187,318.00	187,318.00
106.01/2006	Construction of High Court Building, Thimphu	427,570.00	427,570.00
106.01/2007	Supreme Court, Thimphu	461,272.00	461,272.00
106.01/2008	Supreme Court	724,103.00	724,103.00
107.01/1001	Royal Civil Service Commission, Thimphu	3,077,323.00	3,077,323.00
107.01/2003	Royal Civil Service Commission, Thimphu	5,053.68	5,053.68
107.01/2004	Royal Civil Service Commission (SHRD-II), Thimphu	2,241.00	2,241.00
108.01/1001	Anti-Corruption Commission	2,820,029.79	2,820,029.79
108.01/2001	Anti-Corruption Commission	264,383.12	264,383.12
109.01/1001	Election Commissioner Office, Thimphu	3,265,893.50	3,265,893.50
110.01/1001	Royal Audit Authority, Thimphu	6,084,210.00	6,084,210.00
110.01/1002	Regional Royal Audit Authority (East), S/ Jongkhar	759,117.53	759,117.53
110.01/1003	Regional Royal Audit Authority (Central), Bumthang	569,335.00	569,335.00
110.01/1004	Regional Royal Audit Authority (West), Tsirang	569,971.00	569,971.00
110.01/1005	Office of Assistant Auditor General - Western Region	595,009.00	595,009.00
110.01/2001	Royal Audit Authority, Thimphu	356,774.00	356,774.00
111.01/1001	Cabinet Secretariat, Thimphu	2,061,952.00	2,061,952.00
111.01/2002	G2C	36,750.00	36,750.00
111.01/2003	G2C	69,443.00	69,443.00
112.01/1001	Office of Legal Affairs, Thimphu	1,432,327.00	1,432,327.00
112.01/2001	Office of the Attorney General, Thimphu	402,133.00	402,133.00
113.01/1001	Bhutan Olympic Committee, Thimphu	860,334.00	860,334.00
114.01/1001	Dzongkha Development Commission, Thimphu	1,010,620.00	1,010,620.00
115.01/1001	National Land Commission, Thimphu	9,956,149.33	9,956,149.33
116.01/1001	Centre for Bhutan Studies, Thimphu	827,672.00	827,672.00
117.01/1001	GNH Commission Secretariat, Thimphu	2,604,994.94	2,604,994.94
117.01/2003	Sustainable Development Secretariat (SDS), Thimphu	36,600.00	36,600.00
118.01/1001	National Environment Commission, Thimphu.	1,798,136.00	1,798,136.00
118.01/2004	Green-House Gas Project, NEC, Thimphu	88,776.18	88,776.18
119.01/1001	Royal Institute of Management, Semtokha	3,121,815.60	3,121,815.60
119.01/2004	Royal Institute of Management, Semtokha	133,936.70	133,936.70

Schedule 8: Schedule Of Revenue Receipts and Remittances for the FY 2014-15; By AU			
Account Number	Administrative Unit	Receipt	Remittance
120.01/1001	Royal University of Bhutan , Thimphu	137,103.44	137,103.44
120.01/1002	Sherubtse College, Kanglung	416,007.71	416,007.71
120.01/1004	College of Science and Technology	98,779.90	98,779.90
120.01/1005	Paro College of Education	24,358.00	24,358.00
120.01/1006	Samtse College of Education	169,576.00	169,576.00
120.01/1007	JIGME NAMGYEL POLYTECHNIC, Deothang	227,936.66	227,936.66
120.01/1008	Gedu College of Business Studies	141,696.00	141,696.00
120.01/1011	Institute of Language and Culture Studies, Taktse	1,223,626.00	1,223,626.00
120.01/2002	College of Natural Resources, Lobesa	75,658.00	75,658.00
120.01/2003	Sherubtse College, Kanglung	27,931.00	27,931.00
121.01/1001	National Statistical Bureau, Thimphu	1,409,167.00	1,409,167.00
121.01/2001	National Statistical Bureau, Thimphu	65,728.00	65,728.00
122.01/1001	Bhutan Narcotic Control Agency, Thimphu	675,171.00	675,171.00
123.01/1001	Bhutan InfoComm & Media Authority, Thimphu	1,034,957.00	1,034,957.00
124.01/1001	Thimphu Thromdey Schools, City Corporation, Thimphu	32,961,351.85	32,961,351.85
124.01/1002	Phuentsholing Thromde School	5,496,504.23	5,496,504.23
124.01/1003	Samdrup Jongkhar Thromde Schools	1,606,524.00	1,606,524.00
124.01/1004	Gelephu Thromde Schools	4,617,377.42	4,617,377.42
125.01/1001	Drug Regulatory Authority	693,787.00	693,787.00
126.01/1001	Tourism Council of Bhutan	1,398,016.00	1,398,016.00
126.01/1002	HTMTI-Construction Project	3,620,989.35	3,620,989.35
126.01/1003	Royal Institute for Tourism & Hospitality	1,021,873.00	1,021,873.00
127.01/1001	National Commission for Women & Children	692,067.00	692,067.00
127.01/2003	National Commission for Women & Children	53,155.00	53,155.00
128.01/1001	Royal Education Council	1,179,561.63	1,179,561.63
129.01/1001	Bhutan Council for School Examination and Assessment	1,225,926.00	1,225,926.00
130.01/1001	Royal Privy Council, Thimphu.	1,422,531.00	1,422,531.00
131.01/1001	Bhutan Standards Bureau	1,620,655.00	1,620,655.00
132.01/1002	University of Medical Sciences	1,508,277.80	1,508,277.80
132.01/2001	Royal Institute of Health Science	55,166.57	55,166.57
132.01/2002	National Institute of Traditional Medicine	42,400.32	42,400.32
133.01/1001	Royal Institute of Law, Taba, Thimphu	306,553.00	306,553.00
134.01/1001	Bhutan National Legal Institute	664,880.00	664,880.00
135.01/1001	Civil Society Organization Authority	121,474.80	121,474.80
136.01/1001	Jigme Dorji Wangchuck National Referral Hospital	29,428,723.40	29,428,723.40
201.01/1001	Ministry of Home and Cultural Affairs, Thimphu	2,159,453.00	2,159,453.00

Schedule 8: Schedule Of Revenue Receipts and Remittances for the FY 2014-15; By AU			
Account Number	Administrative Unit	Receipt	Remittance
201.01/1002	Department of Civil Registration & Census, MoHCA, Thimphu	1,779,868.30	1,779,868.30
201.01/1003	Department of Culture, MoHCA, Thimphu	5,959,232.53	5,959,232.53
201.01/1004	Department of Local Governance, MoHCA	658,372.00	658,372.00
201.01/1005	Department of Immigration, MoHCA, Thimphu	1,449,363.55	1,449,363.55
201.01/1006	Department of Disaster Management, MoHCA, Thimphu	862,606.00	862,606.00
201.01/1007	Royal Bhutan Police, HQ	10,335,667.77	10,335,667.77
201.01/1010	Ministry of Home and Cultural Affairs, Thimphu	20,596.00	20,596.00
201.01/1011	Regional Immigration Office, MoHCA, Gelephu	364,117.35	364,117.35
201.01/1012	Regional Immigration Office, MoHCA, Phuentsholing	6,329,935.58	6,329,935.58
201.01/1013	Regional Immigration Office, MoHCA, Samdrup Jongkhar	478,081.00	478,081.00
201.01/1014	Regional Immigration Office, MoHCA, Samtse	372,566.00	372,566.00
201.01/1015	National Museum, Paro	440,780.00	440,780.00
201.01/1016	The Tower of Trongsa Museum, Ta Dzong, Trongsa	150,170.00	150,170.00
201.01/1018	Royal Bhutan Police, Phuentsholing	764,528.00	764,528.00
201.01/1019	Royal Bhutan Police, Samdrup Jongkhar	531,563.00	531,563.00
201.01/1020	Royal Bhutan Police, Samtse	507,372.87	507,372.87
201.01/1021	Royal Bhutan Police, Gelephu	715,520.00	715,520.00
201.01/1022	Jail Services, Royal Bhutan Police	804,638.59	804,638.59
201.01/1023	Fire Fighting Services, Royal Bhutan Police	367,314.50	367,314.50
201.01/1024	Royal Bhutan Police, Tsirang	272,408.00	272,408.00
201.01/1025	Royal Bhutan Police, Trongsa	147,935.00	147,935.00
201.01/1026	Royal Bhutan Police, Trasgigang	400,344.00	400,344.00
201.01/1027	Royal Bhutan Police, Mongar	293,160.00	293,160.00
201.01/1028	Royal Bhutan Police, Training Centre-Jigmeling (Sarpang)	298,706.00	298,706.00
201.01/1029	Royal Bhutan Police, Training Centre-Tashigatshel (Chukha)	209,072.00	209,072.00
201.01/1030	Royal Bhutan Police, Paro	310,240.72	310,240.72
201.01/1031	Royal Bhutan Police, Punakha	268,467.00	268,467.00
201.01/1032	Royal Bhutan Police, Wangdue Phodrang	264,727.00	264,727.00
201.01/1033	Royal Bhutan Police, Bumthang	209,796.45	209,796.45
201.01/2001	Disaster Mgt. Division, MoHCA, Thimphu	35,509.00	35,509.00
201.01/2007	Department of Disaster Management, MoHCA, Thimphu	192,865.33	192,865.33
201.01/2013	Pemagatshel Dzong Construction Project, Ministry of Home and Cultural Affairs	822,024.58	822,024.58

Schedule 8: Schedule Of Revenue Receipts and Remittances for the FY 2014-15; By AU			
Account Number	Administrative Unit	Receipt	Remittance
201.01/2015	Local Governance Sustainable Development Program (LGSDP), MOHCA	101,639.00	101,639.00
201.01/2017	Wangduephodrang Dzong Reconstruction Project	1,150,849.00	1,150,849.00
201.01/2018	Trashigang Dzong Conservation Project	468,632.00	468,632.00
201.01/2019	Paro Tadzong Conservation Project	217,699.00	217,699.00
201.01/2020	Phajoding Lhakhang Conservation Project	120,927.00	120,927.00
201.01/2021	Gasa Dzong Conservation Project, Department of Culture, MoHCA	337,436.79	337,436.79
201.01/2022	Construction of Sarpang Dzong, Department of Culture, MoHCA	11,048.00	11,048.00
202.01/1001	Ministry of Finance Secretariat, Thimphu	5,413,285.00	5,413,285.00
202.01/1002	Department of Public Accounts	1,892,483.80	1,892,483.80
202.01/1003	Department of National Budget, Ministry of Finance, Thimphu	1,181,674.00	1,181,674.00
202.01/1004	Department of Revenue and Customs, Ministry of Finance, Thimphu	1,607,952.56	1,607,952.56
202.01/1005	Department of National Properties, MoF, Thimphu	7,157,870.00	7,157,870.00
202.01/1007	Regional Revenue & Customs Office, Thimphu	1,546,096.00	1,546,096.00
202.01/1008	Regional Revenue & Customs Office, P/ling	4,020,378.48	4,020,378.48
202.01/1009	Regional Revenue & Customs, Gelephu	9,493,374.75	9,493,374.75
202.01/1010	Regional Revenue & Customs Office, S/ Jongkhar	2,069,213.36	2,069,213.36
202.01/1011	Regional Revenue & Customs Office, Samtse	1,440,611.00	1,440,611.00
202.01/1012	Regional Revenue & Customs Office, Paro	1,089,926.00	1,089,926.00
202.01/1013	Regional Revenue & Customs Office, Mongar	516,161.00	516,161.00
202.01/1014	Regional Revenue & Customs Office, MoF, Bumthang	420,142.00	420,142.00
202.01/1016	Department of National Properties (D/Works), MoF, Thimphu	87,906.00	87,906.00
202.01/1019	Liaison and Transit Office Customs, Kolkata	434,539.00	434,539.00
203.01/1001	Ministry of Foreign Affairs, Thimphu	3,793,027.00	3,793,027.00
203.01/1002	Permanent Mission of Bhutan, Ministry of Foreign Affairs, New York, USA	484,711.97	484,711.97
203.01/1003	Permanent Mission of Bhutan, Ministry of Foreign Affairs, Geneva, Switzerland	557,148.00	557,148.00
203.01/1004	Royal Bhutanese Embassy, Ministry of Foreign Affairs, New Delhi, India	1,237,270.00	1,237,270.00
203.01/1005	Royal Bhutanese Embassy, Ministry of Foreign Affairs, Dhaka, Bangladesh	492,237.00	492,237.00
203.01/1006	Royal Bhutanese Embassy, Ministry of Foreign Affairs, Kuwait	740,690.00	740,690.00
203.01/1007	Royal Bhutanese Embassy, Ministry of Foreign Affairs, Bangkok, Thailand	640,821.18	640,821.18

Schedule 8: Schedule Of Revenue Receipts and Remittances for the FY 2014-15; By AU			
Account Number	Administrative Unit	Receipt	Remittance
203.01/1008	Royal Bhutanese Consulate, Ministry of Foreign Affairs, Kolkotta, India	566,828.00	566,828.00
203.01/1009	Royal Bhutanese Embassy, Brussels, Belgium	418,034.16	418,034.16
204.01/1001	Ministry of Agriculture and Forests Secretariat	3,238,034.19	3,238,034.19
204.01/1002	Department of Agriculture, MoA, Thimphu	5,975,345.00	5,975,345.00
204.01/1003	Department of Livestock, MoA, Thimphu	1,869,891.00	1,869,891.00
204.01/1004	Department of Forests and Park Services, MOA, Thimphu	3,327,636.00	3,327,636.00
204.01/1005	Council of RNR Research of Bhutan, CoRRB	1,150,226.00	1,150,226.00
204.01/1006	Bhutan Agriculture & Food Regulatory Authority (BAFRA), MoA, Thimphu	4,362,889.75	4,362,889.75
204.01/1007	National Biodiversity Centre, Serbithang	2,294,422.20	2,294,422.20
204.01/1008	Agriculture Machinery Centre, Paro	1,786,415.00	1,786,415.00
204.01/1009	Post Harvest Unit, MOA, Paro	1,759,035.00	1,759,035.00
204.01/1010	Central Machinery Unit, MOA, Bumthang	1,627,673.00	1,627,673.00
204.01/1011	National Plant Protection Center, Semtokha	882,335.20	882,335.20
204.01/1012	National Soil Service Centre, Semtokha	1,002,969.56	1,002,969.56
204.01/1013	National Center for Animal Health, Serbithang	2,432,117.48	2,432,117.48
204.01/1014	National Centre for Aquaculture (NCA)	663,694.19	663,694.19
204.01/1015	National Horse & Brown Swiss Cross Breeding Program, Bumthang	156,313.00	156,313.00
204.01/1016	National Livestock Breeding Programme, Yusipang	1,156,149.83	1,156,149.83
204.01/1017	National Feed & Fodder Development Programme, Bumthang	691,003.00	691,003.00
204.01/1018	Regional Livestock Development Centre	392,976.00	392,976.00
204.01/1019	Regional Poultry Breeding Centre, Paro	419,658.89	419,658.89
204.01/1020	National Pig Breeding Centre, Wangchutaba	914,604.00	914,604.00
204.01/1021	National Sheep Breeding Farm, Bumthang	145,354.00	145,354.00
204.01/1022	Brown Swiss Farm, Bumthang	180,867.00	180,867.00
204.01/1023	National Jersey Breeding Farm, Samtse	492,821.00	492,821.00
204.01/1024	Regional Livestock Development Centre, DoL, MoA, Zhemgang	469,107.00	469,107.00
204.01/1025	Regional Veterinary Laboratory, Tsimalakha	535,747.35	535,747.35
204.01/1026	National Poultry Breeding Farm, Sarpang	786,355.00	786,355.00
204.01/1027	Regional Veterinary Laboratory, Kanglung	483,480.02	483,480.02
204.01/1028	Livestock Central Store, Phuntsholing	179,390.44	179,390.44
204.01/1029	Cold Water Fish Culture Centre (CW FCC), Haa	362,291.00	362,291.00
204.01/1030	Calf Rearing Centre, Wangkha, Chhukha	162,374.76	162,374.76
204.01/1031	Regional Livestock Breeding Centre, Lingmithang	267,039.00	267,039.00
204.01/1032	Regional Mithun Breeding Farm, Arong	125,441.58	125,441.58
204.01/1033	National Nublang Farm, Tashiyanphu	121,857.00	121,857.00

Schedule 8: Schedule Of Revenue Receipts and Remittances for the FY 2014-15; By AU			
Account Number	Administrative Unit	Receipt	Remittance
204.01/1034	Regional Mithun Breeding Farm, Zhemgang	79,284.00	79,284.00
204.01/1035	Divisional Forest Office, Zhemgang	1,136,455.26	1,136,455.26
204.01/1036	Sakten Wildlife Sanctuary, Trashigang	601,507.00	601,507.00
204.01/1037	Jigme Singye Wangchuk National Park, Trongsa	448,442.00	448,442.00
204.01/1038	Bumdeling Wildlife Sanctuary, Trashy Yangtse	507,726.94	507,726.94
204.01/1039	Jigme Dorji National Park, Gasa	1,599,030.82	1,599,030.82
204.01/1040	Royal Manas National Park, Gelephu	946,409.54	946,409.54
204.01/1041	Thrumshingla National Park, Ura, Bumthang	499,552.00	499,552.00
204.01/1042	Divisional Forest Office, Gedu	1,147,216.00	1,147,216.00
204.01/1043	Divisional Forest Office, Wangdue Phodrang	1,212,812.96	1,212,812.96
204.01/1044	Divisional Forest Office, Thimphu	1,522,403.00	1,522,403.00
204.01/1045	Forestry Services Division, Trashigang	1,006,275.80	1,006,275.80
204.01/1046	Divisional Forest Office, Samtse	1,305,616.00	1,305,616.00
204.01/1047	Divisional Forest Office, S/Jongkhar	1,321,457.00	1,321,457.00
204.01/1048	Divisional Forest Office, Paro	1,034,442.76	1,034,442.76
204.01/1049	Divisional Forest Office, Mongar	757,878.00	757,878.00
204.01/1050	Forestry Services Division, Sarpang	893,441.62	893,441.62
204.01/1051	Divisional Forest Office, Tsirang	1,220,908.55	1,220,908.55
204.01/1052	Divisional Forest Office, Bumthang	487,295.00	487,295.00
204.01/1053	Forest Resources Dev. Division, Thimphu	1,068,332.00	1,068,332.00
204.01/1054	Wangchuck Centennial Park, Bumthang	494,590.00	494,590.00
204.01/1056	RNR-Research Centre, Bajo	1,609,042.79	1,609,042.79
204.01/1057	RNR-Research Centre, Jakar, Bumthang	796,384.18	796,384.18
204.01/1058	RNR-Research Centre, Yusipang	1,765,585.00	1,765,585.00
204.01/1059	RNRRC, Wengkhar	1,253,323.65	1,253,323.65
204.01/1060	National Seed Centre, Paro	198,752.44	198,752.44
204.01/1061	Rural Development Training Centre	271,431.00	271,431.00
204.01/1062	National Pig Breeding Centre, Gelephu	416,149.60	416,149.60
204.01/1063	Regional Fish Seed Production Centre, Bhangtar	368,352.60	368,352.60
204.01/1064	RNR -RDC Bhur, Gelephu	576,260.00	576,260.00
204.01/1065	Regional Marketing Officer and The Accountant	327,149.80	327,149.80
204.01/1066	Phibsoo Wildlife Sanctuary, Sarpang	356,553.52	356,553.52
204.01/1067	Toorsa Strict Nature Reserve(TSNR)	199,784.96	199,784.96
204.01/2003	Management Planning of Wangchuck Centennial Park- Phase II, Bumthang	136,419.28	136,419.28
204.01/2006	Royal Botanical and Recreational Parks Division, MoA	1,059,143.74	1,059,143.74
204.01/2007	GOI & AMMEPP Projects, MoA, Thimphu	1,101,941.00	1,101,941.00
204.01/2013	S/thening of Livestock Dev. Initiative, DoL	196,312.00	196,312.00
204.01/2016	Ugyen Wangchuck Institute for Conservation and Environment	1,099,850.99	1,099,850.99

Schedule 8: Schedule Of Revenue Receipts and Remittances for the FY 2014-15; By AU			
Account Number	Administrative Unit	Receipt	Remittance
204.01/2018	Decentralised Rural Development Project, MoA	291,189.65	291,189.65
204.01/2021	Thrumshingla National Park, Ura, Bumthang	38,011.00	38,011.00
204.01/2022	Rural Development Training Centre, Zhemgang	3,508.00	3,508.00
204.01/2024	Royal Manas National Park, Gelephu	77,683.80	77,683.80
204.01/2025	Bio-diversity Conservation Project-II, NCD	63,465.00	63,465.00
204.01/2026	On Farm PGR Conservation in Bhutan, BUCAP, Serbithang	4,379.00	4,379.00
204.01/2027	Rural Livelihood Project, Zhemgang	244,111.36	244,111.36
204.01/2031	Department of Livestock, Ministry of Agriculture, Thimphu	117,432.32	117,432.32
204.01/2033	Implementation of National Bio-safety Framework, Ministry of Agriculture and Forest	68,226.00	68,226.00
204.01/2036	MAGIP Project, Ministry of Agriculture and Forests	299,296.16	299,296.16
204.01/2037	MAGIP Project, Regional Agriculture Marketing Cooperative Office, Mongar	59,832.38	59,832.38
204.01/2038	Wildlife Conservation Division, MoAF, Thimphu	906,018.00	906,018.00
204.01/2039	AFD, Ministry of Agriculture and FOREST.	203,754.20	203,754.20
204.01/2040	Green Bhutan Project, MoAF, Thimphu	72,501.00	72,501.00
204.01/2041	The Policy and Planning Division Ministry of agriculture and Forests Thimphu.	16,686.00	16,686.00
205.01/1001	Ministry of Trade & Economics Affairs, Thimphu	3,320,496.68	3,320,496.68
205.01/1002	Department of Trade, MTEA, Thimphu	1,576,295.00	1,576,295.00
205.01/1003	Department of Geology & Mines, MTEA, Thimphu	4,077,111.00	4,077,111.00
205.01/1005	Department of Industry, MTEA, Thimphu	1,581,955.50	1,581,955.50
205.01/1006	Regional Trade & Industry Office, Trongsa	186,525.00	186,525.00
205.01/1007	Regional Trade & Industry Office, MTI, Phuentsholing	294,694.48	294,694.48
205.01/1008	Regional Trade & Industry Office, MTI, Gelephu	189,536.40	189,536.40
205.01/1009	Regional Trade & Industry Office, MTI, Samdrup Jongkhar	294,964.00	294,964.00
205.01/1010	Regional Trade & Industry Office, Mongar	204,675.00	204,675.00
205.01/1011	Dept. of Geology & Mines (Deposit Works), MTI, Thimphu	14,998.00	14,998.00
205.01/1012	Department of Cottage & Small Industries, MoEA	780,524.00	780,524.00
205.01/1013	Department of HydroPower & Power Systems	2,516,273.51	2,516,273.51
205.01/1014	Department of Renewable Energy	1,869,603.40	1,869,603.40
205.01/1015	Department of HydroMet Services	2,712,959.69	2,712,959.69

Schedule 8: Schedule Of Revenue Receipts and Remittances for the FY 2014-15; By AU			
Account Number	Administrative Unit	Receipt	Remittance
205.01/1016	Consumer Protection Office, Ministry of Economic Affairs, Tjhimphu	267,871.00	267,871.00
205.01/2001	EIT, Department of Trade, MoEA, Thimphu	37,412.00	37,412.00
205.01/2008	Flood Warning Services ,Dept. of Hydro Met Services (FIC 0212)	802,108.04	802,108.04
206.01/1001	Secretariat, Ministry of Works & Human Settlement, Thimphu	3,209,136.20	3,209,136.20
206.01/1002	Department of Roads, Thimphu	2,548,898.00	2,548,898.00
206.01/1003	Department of Engineering Services	3,845,459.00	3,845,459.00
206.01/1004	Field Roads Maintenance Division, DOR, Zhemgang	2,980,488.23	2,980,488.23
206.01/1005	Field Roads Maintenance Division, DOR, Lobesa	8,584,803.33	8,584,803.33
206.01/1006	Field Roads Maintenance Division, DOR, Trashigang	2,316,164.42	2,316,164.42
206.01/1007	Field Roads Maintenance Division, DOR, Phuentsholing	6,051,526.00	6,051,526.00
206.01/1008	Field Roads Maintenance Division, DOR, Sarpang	3,496,175.95	3,496,175.95
206.01/1009	Field Roads Maintenance Division, DOR, Lingmithang	3,228,780.00	3,228,780.00
206.01/1010	Field Roads Maintenance Division, DOR, Trongsa	8,708,070.10	8,708,070.10
206.01/1011	Field Roads Maintenance Division, DOR, Thimphu	9,693,152.44	9,693,152.44
206.01/1013	Central Stores Unit, DOR, Phuentsholing	450,470.00	450,470.00
206.01/1014	Central Stores Unit, DoR, Phuentsholing (Deposit Work)	525,263.69	525,263.69
206.01/1017	Department of Human Settlement, MoWHS	1,998,721.00	1,998,721.00
206.01/1018	Project Management Office for Gomphu - Pangbang & Mamung - Digala Road Project	8,781,066.00	8,781,066.00
206.01/1019	Field Road Division, Department of Road, Samdrup Jongkhar	1,827,166.00	1,827,166.00
206.01/1020	Phuentsholing Thromdey	60,406.00	60,406.00
206.01/2001	Project Coordination Unit, RAP- II, DoR, Thimphu	166,861.24	166,861.24
206.01/2005	Gyelposhing-Nganglam Road Project, DOR, Lingmithang	4,017,353.00	4,017,353.00
206.01/2006	UIDP-ADB, DUDES, MoWHS, Thimphu	61,792.59	61,792.59
206.01/2007	UIDP-ADB, City Corporation, Thimphu	10,277,249.22	10,277,249.22
206.01/2018	Second Bhutan Urban Development Project	249,164.99	249,164.99
206.01/2019	Urban Infrastructure Development Project for Dzongkhag Administration, Dagana	6,115,605.23	6,115,605.23
206.01/2020	Road Network Project II, under Department of Roads,	22,893,279.91	22,893,279.91

Schedule 8: Schedule Of Revenue Receipts and Remittances for the FY 2014-15; By AU			
Account Number	Administrative Unit	Receipt	Remittance
206.01/2021	Second Bhutan Urban Development Project, City Corporation, Thimphu	1,587,451.87	1,587,451.87
206.01/2022	Poverty Alleviation through Road Development in Southern Bhutan, under Department of Roads, Ministry of Works and Human Settlement	2,039,896.93	2,039,896.93
206.01/2023	Department of Engineering Section, MoWHS	917,688.00	917,688.00
207.01/1001	Ministry of Information & Communications Secretariat, Thimphu	1,602,988.15	1,602,988.15
207.01/1002	Department of Air Transport (DoAT)	15,020,734.15	15,020,734.15
207.01/1003	Roads Safety and Transport Authority, MOIC	1,923,873.00	1,923,873.00
207.01/1004	Regional Transport Office, RSTA, Phuentsholing	663,522.00	663,522.00
207.01/1005	Regional Transport Office, RSTA, Gelephu	408,028.00	408,028.00
207.01/1006	Regional Transport Office, RSTA, Samdrup Jongkhar	503,000.00	503,000.00
207.01/1007	Department of Information & Technology	1,632,053.00	1,632,053.00
207.01/1008	Department of Information & Media	501,407.00	501,407.00
207.01/2002	DIT, Ministry of Information and Communicaitons	392,902.00	392,902.00
207.01/2003	AFD, Ministry of Information and Communications, Thimphu	4,074,513.00	4,074,513.00
207.01/2004	Department of Information Technology and Telecom, MoIC	310,366.00	310,366.00
207.01/2005	Department of Air Transport, Ministry of Information & Communications, Paro	1,193,293.14	1,193,293.14
208.01/1001	Ministry of Health Secretariat, Thimphu	3,732,610.00	3,732,610.00
208.01/1002	Department of Public Health Services, MoH, Thimphu	3,785,796.00	3,785,796.00
208.01/1003	Department of Medical Services, MoH, Thimphu	3,588,048.00	3,588,048.00
208.01/1005	Regional Referral Hospital, Mongar	5,966,428.00	5,966,428.00
208.01/1006	Central Regional Referral Hospital, Gelephu	5,034,658.33	5,034,658.33
208.01/1007	Malaria Eradication Program, Gelephu	460,967.60	460,967.60
208.01/1008	RWSS Central Stores, Phuentsholing	121,699.22	121,699.22
208.01/1009	Medical Supply Depot, Phuentsholing	891,965.90	891,965.90
208.01/1010	Phuentsholing General Hospital	3,315,435.08	3,315,435.08
208.01/1011	Department of Traditional Medicine Services (DTMS), MoH	2,687,121.00	2,687,121.00
208.01/1012	Department of Medical Supply and Health Infrastructure (DMSHI)	11,853,160.00	11,853,160.00
208.01/2002	Ministry of Health	166,854.00	166,854.00
208.01/2003	Ministry of Health	52,337.00	52,337.00
208.01/2004	RENEW Secretariat, Thimphu	64,273.50	64,273.50

Schedule 8: Schedule Of Revenue Receipts and Remittances for the FY 2014-15; By AU			
Account Number	Administrative Unit	Receipt	Remittance
208.01/2005	Vector-Borne Disease Control Programme, Gelephu	124,098.00	124,098.00
208.01/2008	Country Coordination Mechanism, Ministry of Health	83,189.00	83,189.00
208.01/2009	Construction of CRR Hospital, Gelephu, MoH, Thimphu	2,537,814.00	2,537,814.00
208.01/2010	Diabetes Health Services, Ministry of Health, Thimphu	1,640.00	1,640.00
208.01/2012	TB Control Programme, MoH, Thimphu	60,732.00	60,732.00
208.01/2013	Enhanced Malaria Control Project, Gelephu	296,779.50	296,779.50
208.01/2016	International Assistance, Ministry of Health, Thimphu	298,110.00	298,110.00
208.01/2017	UNICEF Assisted Projects, Ministry of Health, Thimphu	403,180.00	403,180.00
208.01/2021	Construction of Public Health Laboratory, MoH	1,749,260.00	1,749,260.00
208.01/2022	Reconstruction of 40 bedded Samtse Hospital, Ministry of Health	559,243.00	559,243.00
208.01/2023	Office of the Project Management Team, Global Fund to fight AIDS TB & Malaria, MoH.	6,365.00	6,365.00
208.01/2024	Health Infrastructure Development Division , MoH	102,371.00	102,371.00
209.01/1001	Ministry Of Education Secretariat, Thimphu	3,492,830.95	3,492,830.95
209.01/1002	Department Of Adult and Higher Education, MOE, Thimphu	1,128,231.00	1,128,231.00
209.01/1003	Department of School Education, MoE, Thimphu	3,822,429.21	3,822,429.21
209.01/1004	Department of Youth, Culture & Sports, MoE, Thimphu	1,999,927.33	1,999,927.33
209.01/1005	CAPSD, Paro	1,230,006.00	1,230,006.00
209.01/2001	International Assistance, Ministry of Education, Thimphu	17,195,163.01	17,195,163.01
209.01/2002	UNICEF Assisted Project, Ministry of Education, Thimphu	372,994.52	372,994.52
209.01/2003	Scholarship Division, Dept. of Adult & Higher Education, Thimphu	11,543.60	11,543.60
209.01/2007	Save the Children Fund-USA assisted Project	174,682.14	174,682.14
209.01/2008	Deptt. of Youth & Sports, Ministry of Education, Thimphu	45,162.00	45,162.00
210.01/1001	Ministry of Labour & Human Resources Secretariat, Thimphu	2,815,977.48	2,815,977.48
210.01/1002	Department of Human Resources, Thimphu	2,258,654.00	2,258,654.00
210.01/1003	Bhutan Vocational Qualification Authority, Thimphu	575,386.00	575,386.00

Schedule 8: Schedule Of Revenue Receipts and Remittances for the FY 2014-15; By AU			
Account Number	Administrative Unit	Receipt	Remittance
210.01/1004	Department of Labour, MoLHR	1,285,182.00	1,285,182.00
210.01/1005	Department of Employment, MoLHR	1,580,663.00	1,580,663.00
210.01/1006	Trashhi Yangtse Institute for Zorig Chusum	566,614.00	566,614.00
210.01/1007	National Institute for Zorig Chusum, Thimphu.	947,227.20	947,227.20
210.01/1009	Samthang Institute of Automobile Engineering	555,547.00	555,547.00
210.01/1010	Vocational Training Institute, Khuruthang, Punakha	1,114,193.00	1,114,193.00
210.01/1011	Vocational Training Institute, Rangjung, Trashigang	835,953.57	835,953.57
210.01/1012	Serzhong Vocational Training Institute, Gelephu, Sarpang	585,070.00	585,070.00
210.01/1013	Chumey Vocational Training Institute, Bumthang	620,163.12	620,163.12
210.01/1014	Thimphu Institute of Automobile Engineering, MoLHR	328,675.00	328,675.00
210.01/2006	Department of Human Resources	122,867.00	122,867.00
401.01/1001	Dzongkhag Administration, Chhukha	22,199,319.95	22,199,319.95
401.01/1002	Phuentsholing Drungkhag	6,866,945.00	6,866,945.00
401.02/1001	Sampheling Geog, Chhuka	103,456.11	103,456.11
401.03/1001	Bongo Geog, Chhuka	197,346.00	197,346.00
401.04/1001	Chapcha Geog, Chhukha Dzongkhag	144,823.41	144,823.41
401.05/1001	Dungna Geog, Chhukha Dzongkhag	106,962.00	106,962.00
401.06/1001	Gayling Geog, Chhukha Dzongkhag	72,793.18	72,793.18
401.07/1001	Darla Geog, Chhuka	195,990.00	195,990.00
401.08/1001	Getana Geog, Chhukha Dzongkhag	77,158.00	77,158.00
401.09/1001	Jabcho Geog, Chhukha Dzongkhag	98,230.00	98,230.00
401.10/1001	Lokchina Geog, Chhuka	108,270.76	108,270.76
401.11/1001	Metakha Geog, Chhukha Dzongkhag	94,832.54	94,832.54
401.12/1001	Phuentsholing Geog, Chhuka	145,543.31	145,543.31
402.01/1001	Dzongkhag Administration, Haa	8,070,170.77	8,070,170.77
402.02/1001	Bjee Geog, Ha Dzongkhag	49,885.18	49,885.18
402.03/1001	Kastho Geog, Ha Dzongkhag	78,409.00	78,409.00
402.04/1001	Sambekha Geog, Ha Dzongkhag	71,506.00	71,506.00
402.05/1001	Sama Geog, Ha Dzongkhag	88,325.00	88,325.00
402.06/1001	Uesu Geog, Ha Dzongkhag	71,670.64	71,670.64
402.07/1001	Gakiling Geog, Haa Dzongkhag	48,833.00	48,833.00
403.01/1001	Dzongkhag Administration, Paro	24,262,019.43	24,262,019.43
403.02/1001	Dobshari Geog, Paro Dzongkhag	83,495.00	83,495.00
403.03/1001	Dogar Geog, Paro Dzongkhag	74,082.00	74,082.00
403.04/1001	Dotey Geog, Paro Dzongkhag	44,496.81	44,496.81
403.05/1001	Horey Geog, Paro Dzongkhag	66,202.30	66,202.30
403.06/1001	Lango Geog, Paro Dzongkhag	67,231.00	67,231.00
403.07/1001	Lungni Geog, Paro Dzongkhag	66,979.00	66,979.00
403.08/1001	Naja Geog, Paro Dzongkhag	38,858.00	38,858.00

Schedule 8: Schedule Of Revenue Receipts and Remittances for the FY 2014-15; By AU			
Account Number	Administrative Unit	Receipt	Remittance
403.09/1001	Shaba Geog, Paro Dzongkhag	121,211.00	121,211.00
403.10/1001	Tsento Geog, Paro Dzongkhag	87,732.00	87,732.00
403.11/1001	Wangchang Geog, Paro Dzongkhag	39,516.25	39,516.25
404.01/1001	Dzongkhag Administration, Samtse	19,849,899.54	19,849,899.54
404.01/1002	Sipsu Drungkhag	7,085,220.67	7,085,220.67
404.01/1003	Dorokha Drungkhag	4,299,772.00	4,299,772.00
404.02/1001	Bara Geog, Samtse Dzongkhag	160,205.00	160,205.00
404.03/1001	Biru Geog, Samtse Dzongkhag	112,048.88	112,048.88
404.04/1001	Charghare Geog, Samtse Dzongkhag	78,295.00	78,295.00
404.05/1001	Chengmari Geog, Samtse Dzongkhag	120,936.56	120,936.56
404.06/1001	Denchhukha Geog, Samtse Dzongkhag	68,363.04	68,363.04
404.07/1001	Dorokha Geog, Samtse Dzongkhag	169,862.00	169,862.00
404.08/1001	Dumtoe Geog, Samtse Dzongkhag	244,489.00	244,489.00
404.09/1001	Ghumauney Geog, Samtse Dzongkhag	98,538.00	98,538.00
404.10/1001	Lhahareni Geog, Samtse Dzongkhag	51,085.05	51,085.05
404.11/1001	Tendu Geog, Samtse Dzongkhag	78,413.10	78,413.10
404.12/1001	Nainital Geog, Samtse Dzongkhag	40,786.00	40,786.00
404.13/1001	Pagli Geog, Samtse Dzongkhag	116,945.00	116,945.00
404.14/1001	Samtse Geog, Samtse Dzongkhag	79,548.00	79,548.00
404.15/1001	Sibusu Geog, Samtse Dzongkhag	98,011.81	98,011.81
404.16/1001	Tading Geog, Samtse Dzongkhag	128,276.00	128,276.00
405.01/1001	Dzongkhag Administration, Tsirang	14,425,513.60	14,425,513.60
405.02/1001	Beteni Geog, Tsirang Dzongkhag	99,340.00	99,340.00
405.03/1001	Dunglegang Geog, Tsirang Dzongkhag	110,616.00	110,616.00
405.04/1001	Barshong Geog, Tsirang Dzongkhag	92,255.00	92,255.00
405.05/1001	Gosheling Geog, Tsirang Dzongkhag	83,779.00	83,779.00
405.06/1001	Rangthangling Geog, Tsirang Dzongkhag	64,330.00	64,330.00
405.07/1001	Kikhorthang Geog, Tsirang Dzongkhag	191,718.00	191,718.00
405.08/1001	Mendrelgang Geog, Tsirang Dzongkhag	102,023.00	102,023.00
405.09/1001	Patale Geog, Tsirang Dzongkhag	117,193.00	117,193.00
405.10/1001	Phuentenchhu Geog, Tsirang Dzongkhag	97,753.00	97,753.00
405.11/1001	Semjong Geog, Tsirang Dzongkhag	110,883.00	110,883.00
405.12/1001	Tsholingkhar Geog, Tsirang Dzongkhag	171,980.00	171,980.00
405.13/1001	Tsirangtoe Geog, Tsirang Dzongkhag	106,958.00	106,958.00
406.01/1001	Dzongkhag Administration, Dagana	15,077,101.71	15,077,101.71
406.01/1002	Lhamoizingkha Dungkha, Dagana	2,371,821.00	2,371,821.00
406.02/1001	Dorona Geog, Dagana Dzongkhag	135,109.35	135,109.35
406.03/1001	Drujeygang Geog, Dagana Dzongkhag	87,997.00	87,997.00
406.04/1001	Gesarling Geog, Dagana Dzongkhag	67,968.00	67,968.00
406.05/1001	Goshi Geog, Dagana Dzongkhag	67,712.00	67,712.00
406.06/1001	Kana Geog, Dagana Dzongkhag	73,517.00	73,517.00
406.07/1001	Khebisa Geog, Dagana Dzongkhag	47,513.00	47,513.00
406.08/1001	Lajab Geog, Dagana Dzongkhag	65,238.00	65,238.00

Schedule 8: Schedule Of Revenue Receipts and Remittances for the FY 2014-15; By AU			
Account Number	Administrative Unit	Receipt	Remittance
406.09/1001	Tashiding Geog, Dagana Dzongkhag	51,818.00	51,818.00
406.10/1001	Tshendaygang Geog, Dagana Dzongkhag	122,516.00	122,516.00
406.11/1001	Tshangkha Geog, Dagana Dzongkhag	43,581.00	43,581.00
406.12/1001	Tseza Geog, Dagana Dzongkhag	56,255.00	56,255.00
406.13/1001	Deorali Geog, Dagana Dzongkhag	139,469.00	139,469.00
406.14/1001	Lhamoizingkha Geog, Dagana Dzongkhag	105,794.00	105,794.00
406.15/1001	Nichula Geog, Dagana Dzongkhag	115,456.00	115,456.00
407.01/1001	Dzongkhag Administration, Punakha	19,181,078.58	19,181,078.58
407.02/1001	Chhubu Geog, Punakha Dzongkhag	75,300.36	75,300.36
407.03/1001	Goenshari Geog, Punakha Dzongkhag	79,065.00	79,065.00
407.04/1001	Guma Geog, Punakha Dzongkhag	74,021.00	74,021.00
407.05/1001	Kabjisa Geog, Punakha Dzongkhag	100,142.00	100,142.00
407.06/1001	Lingbukha Geog, Punakha Dzongkhag	99,232.00	99,232.00
407.07/1001	Shengana Geog, Punakha Dzongkhag	96,894.00	96,894.00
407.08/1001	Talo Geog, Punakha Dzongkhag	96,428.00	96,428.00
407.09/1001	Toewang Geog, Punakha Dzongkhag	136,590.00	136,590.00
407.10/1001	Zoma Geog, Punakha Dzongkhag	89,070.00	89,070.00
407.11/1001	Baap Geog, Punakha	122,064.00	122,064.00
407.12/1001	Toebesa Geog, Punakha	49,127.34	49,127.34
408.01/1001	Dzongkhag Administration, Wangdue Phodrang	20,697,942.00	20,697,942.00
408.02/1001	Bjena Gewog, Wangdue Phodrang Dzongkhag	90,755.36	90,755.36
408.03/1001	Dangchhu Geog, Wangdue Phodrang Dzongkhag	178,307.00	178,307.00
408.04/1001	Darkar Geog, Wangdue Phodrang Dzongkhag	87,559.12	87,559.12
408.05/1001	Gangtey Geog, Wangdue Phodrang Dzongkhag	105,843.00	105,843.00
408.06/1001	Gasetshogom Geog, Wangdue Phodrang Dzongkhag	68,918.00	68,918.00
408.07/1001	Gasetshowom Geog, Wangdue Phodrang Dzongkhag	64,672.00	64,672.00
408.08/1001	Kashi Geog, Wangdue Phodrang Dzongkhag	102,805.00	102,805.00
408.09/1001	Nahi Geog, Wangdue Phodrang Dzongkhag	148,736.56	148,736.56
408.10/1001	Nisho Geog, Wangdue Phodrang Dzongkhag	134,193.00	134,193.00
408.11/1001	Phangyul Geog, Wangdue Phodrang Dzongkhag	108,004.00	108,004.00
408.12/1001	Phobjee Geog, Wangdue Phodrang Dzongkhag	74,715.46	74,715.46
408.13/1001	Roepa Geog, Wangdue Phodrang Dzongkhag	199,410.00	199,410.00
408.14/1001	Sephu Geog, Wangdue Phodrang Dzongkhag	159,203.56	159,203.56
408.15/1001	Athang Gewog, Wangdue Phodrang Dzongkhag	117,139.14	117,139.14
408.16/1001	Thetshong Geog, Wangdue Phodrang Dzongkhag	51,696.56	51,696.56
409.01/1001	Dzongkhag Administration, Bumthang	12,375,082.70	12,375,082.70
409.02/1001	Chhoekhor Geog, Bumthang Dzongkhag	92,759.00	92,759.00

Schedule 8: Schedule Of Revenue Receipts and Remittances for the FY 2014-15; By AU			
Account Number	Administrative Unit	Receipt	Remittance
409.03/1001	Chhume Geog, Bumthang Dzongkhag	61,151.00	61,151.00
409.04/1001	Tang Geog, Bumthang Dzongkhag	95,193.00	95,193.00
409.05/1001	Ura Geog, Bumthang Dzongkhag	52,687.00	52,687.00
410.01/1001	Dzongkhag Administration, Sarpang	20,208,437.72	20,208,437.72
410.01/1002	Dungkhag Administration, Gelephu	417,735.00	417,735.00
410.02/1002	Samtayling Geog, Sarpang Dzongkhag	95,639.00	95,639.00
410.03/1002	Chuzangang Geog, Sarpang Dzongkhag	94,333.00	94,333.00
410.04/1001	Dekiling Geog, Sarpang Dzongkhag	138,445.00	138,445.00
410.05/1001	Doeban Geog, Sarpang Dzongkhag	129,044.00	129,044.00
410.06/1002	Tareything Geog, Sarpang Dzongkhag	77,392.00	77,392.00
410.07/1002	Gelephu Geog, Sarpang Dzongkhag	60,228.00	60,228.00
410.08/1001	Hilley Geog, Sarpang Dzongkhag	117,096.00	117,096.00
410.09/1002	Jigmechoeling Geog, Sarpang Dzongkhag	107,065.00	107,065.00
410.10/1002	Umling Gewog, Sarpang Dzongkhag	62,238.00	62,238.00
410.11/1001	Singhi Geog, Sarpang Dzongkhag	100,065.00	100,065.00
410.12/1001	Sarpangtar Geog, Sarpang Dzongkhag	110,466.83	110,466.83
410.13/1002	Sershong Geog, Sarpang Dzongkhag	83,126.00	83,126.00
411.01/1001	Dzongkhag Administration, Zhemgang	11,043,641.69	11,043,641.69
411.01/1002	Panbang Dungkhag, Zhemgang	4,741,916.00	4,741,916.00
411.02/1001	Bardo Geog, Zhemgang Dzongkhag	63,249.00	63,249.00
411.03/1001	Bjoka Geog, Zhemgang	111,732.00	111,732.00
411.04/1001	Nangkor Geog, Zhemgang Dzongkhag	130,871.70	130,871.70
411.05/1001	Ngangla Geog, Zhemgang	198,958.00	198,958.00
411.06/1001	Phangkhar Geog, Zhemgang Dzongkhag	123,965.00	123,965.00
411.07/1001	Shingkhar Geog, Zhemgang Dzongkhag	151,982.05	151,982.05
411.08/1001	Trong Geog, Zhemgang Dzongkhag	168,123.00	168,123.00
411.09/1001	Goshing Geog, Zhemgang	222,077.00	222,077.00
412.01/1001	Dzongkhag Administration, Trongsa	12,087,074.13	12,087,074.13
412.02/1001	Dragteng Geog, Trongsa Dzongkhag	51,246.00	51,246.00
412.03/1001	Korphu Geog, Trongsa Dzongkhag	102,956.00	102,956.00
412.04/1001	Langthel Geog, Trongsa Dzongkhag	112,264.00	112,264.00
412.05/1001	Nubi Geog, Trongsa Dzongkhag	99,952.00	99,952.00
412.06/1001	Tangsibji Geog, Trongsa Dzongkhag	93,858.00	93,858.00
413.01/1001	Dzongkhag Administration, Lhuentse	12,530,455.65	12,530,455.65
413.01/2002	MAGIP Project, Lhuentse Dzongkhag	469,531.48	469,531.48
413.02/1001	Gangzur Geog, Lhuentse Dzongkhag	198,206.00	198,206.00
413.03/1001	Jarey Geog, Lhuentse Dzongkhag	173,135.02	173,135.02
413.04/1001	Khoma Geog, Lhuentse Dzongkhag	114,969.44	114,969.44
413.05/1001	Kurtoe Geog, Lhuentse Dzongkhag	91,135.29	91,135.29
413.06/1001	Minjay Geog, Lhuentse Dzongkhag	152,709.15	152,709.15
413.07/1001	Menbi Geog, Lhuentse Dzongkhag	120,881.48	120,881.48
413.08/1001	Metsho Geog, Lhuentse Dzongkhag	121,270.44	121,270.44
413.09/1001	Tshenkhar Geog, Lhuentse Dzongkhag	245,600.80	245,600.80

Schedule 8: Schedule Of Revenue Receipts and Remittances for the FY 2014-15; By AU			
Account Number	Administrative Unit	Receipt	Remittance
414.01/1001	Dzongkhag Administration, Mongar	24,320,929.81	24,320,929.81
414.01/1002	Office of the Gyaltshab	248,118.40	248,118.40
414.01/2002	MAGIP Project, Mongar	385,547.30	385,547.30
414.02/1001	Balam Geog, Mongar Dzongkhag	102,170.23	102,170.23
414.03/1001	Chali Geog, Mongar Dzongkhag	92,426.00	92,426.00
414.04/1001	Chaskhar Geog, Mongar Dzongkhag	101,965.00	101,965.00
414.05/1001	Dramtse Geog, Mongar Dzongkhag	131,349.00	131,349.00
414.06/1001	Drepong Geog, Mongar Dzongkhag	163,087.54	163,087.54
414.07/1001	Gongdue Geog, Mongar Dzongkhag	93,196.24	93,196.24
414.08/1001	Jurmey Geog, Mongar Dzongkhag	130,064.40	130,064.40
414.09/1001	Kengkhar Geog, Mongar Dzongkhag	194,387.00	194,387.00
414.10/1001	Mongar Geog, Mongar Dzongkhag	93,368.00	93,368.00
414.11/1001	Natshang Geog, Mongar Dzongkhag	87,098.52	87,098.52
414.12/1001	Saleng Geog, Mongar Dzongkhag	93,045.54	93,045.54
414.13/1001	Sherimung Geog, Mongar Dzongkhag	115,428.98	115,428.98
414.14/1001	Silambi Geog, Mongar Dzongkhag	99,758.00	99,758.00
414.15/1001	Thangrong Geog, Mongar Dzongkhag	87,680.00	87,680.00
414.16/1001	Tsakaling Geog, Mongar Dzongkhag	84,209.00	84,209.00
414.17/1001	Tsamang Geog, Mongar Dzongkhag	88,847.00	88,847.00
414.18/1001	Narang Geog, Mongar Dzongkhag	132,609.82	132,609.82
415.01/1001	Dzongkhag Administration, Pema Gatshel	18,889,100.79	18,889,100.79
415.01/1002	Nganglam Drungkhag	547,347.00	547,347.00
415.01/2002	MAGIP Project, Pemagatshel Dzongkhag	645,062.00	645,062.00
415.02/1001	Chongshing Gewog, Pema Gatshel Dzongkhag	249,727.00	249,727.00
415.03/1001	Chhimung Geog, Pema Gatshel Dzongkhag	318,697.55	318,697.55
415.04/1001	Dungme Geog, Pema Gatshel Dzongkhag	258,935.00	258,935.00
415.05/1001	Khar Geog, Pema Gatshel Dzongkhag	515,679.00	515,679.00
415.06/1001	Shumar geog, Pema Gatshel Dzongkhag	126,349.00	126,349.00
415.07/1001	Yurung Geog, Pema Gatshel Dzongkhag	107,542.00	107,542.00
415.08/1001	Zobel Geog, Pema Gatshel Dzongkhag	129,651.00	129,651.00
415.09/1001	Decheling Gewog, Nganglam Dungkhag	98,072.00	98,072.00
415.10/1001	Norbugang Gewog, Nganglam Dungkhag	59,081.00	59,081.00
415.11/1001	Nanong Gewog, Pemagatshel Dzongkhag	84,852.00	84,852.00
415.12/1001	Chokorling Gewog, Nganglam Dungkhag	135,537.00	135,537.00
416.01/1001	Dzongkhag Administration, Samdrup Jongkhar	19,492,555.10	19,492,555.10
416.01/2002	MAGIP Project, Samdrup Jongkhar Dzongkhag	407,949.00	407,949.00
416.02/1001	Phuntshothang Geog, Samdrup Jongkhar Dzongkhag	146,179.00	146,179.00
416.03/1001	Pemethang Geog, Samdrup Jongkhar Dzongkhag	109,091.00	109,091.00
416.04/1001	Gomdar Geog, Samdrup Jongkhar Dzongkhag	132,601.00	132,601.00
416.05/1001	Wangphu Geog, S/Jongkhar Dzongkhag	80,923.00	80,923.00

Schedule 8: Schedule Of Revenue Receipts and Remittances for the FY 2014-15; By AU			
Account Number	Administrative Unit	Receipt	Remittance
416.06/1001	Langchenphu Geog, Samdrup Jongkhar Dzongkhag	131,337.00	131,337.00
416.07/1001	Lauri Geog, Samdrup Jongkhar Dzongkhag	69,272.00	69,272.00
416.08/1001	Martshala Geog, Samdrup Jongkhar Dzongkhag	97,722.00	97,722.00
416.09/1001	Deothang Geog, S/Jongkhar Dzongkhag	107,259.00	107,259.00
416.10/1001	Orong Geog, Samdrup Jongkhar Dzongkhag	141,079.00	141,079.00
416.11/1001	Samrang Geog, Samdrup Jongkhar Dzongkhag	69,816.00	69,816.00
416.12/1001	Serthi Geog, Samdrup Jongkhar Dzongkhag	159,334.75	159,334.75
417.01/1001	Dzongkhag Administration, Trashigang	24,728,753.12	24,728,753.12
417.01/1002	Sakteng Dungkhag, Tashigang	1,422,611.00	1,422,611.00
417.01/1003	Thrimshing Dungkhag, Tashigang	1,859,423.00	1,859,423.00
417.01/1004	Wamrong Dungkhag, Tashigang	5,964,555.00	5,964,555.00
417.01/2002	MAGIP Project, Trashigang Dzongkhag	551,533.56	551,533.56
417.02/1001	Bartsham Geog, Trashigang Dzongkhag	98,856.00	98,856.00
417.03/1001	Bidung Geog, Trashigang Dzongkhag	95,751.00	95,751.00
417.04/1001	Kanglung Geog, Trashigang Dzongkhag	83,330.00	83,330.00
417.05/1001	Kangpara Geog, Trashigang Dzongkhag	80,267.00	80,267.00
417.06/1001	Khaling Geog, Trashigang Dzongkhag	85,605.00	85,605.00
417.07/1001	Lumang Geog, Trashigang Dzongkhag	111,590.00	111,590.00
417.08/1001	Merak Geog, Trashigang Dzongkhag	88,477.25	88,477.25
417.09/1001	Yangneer Geog, Trashigang Dzongkhag	90,104.00	90,104.00
417.10/1001	Phongmey Geog, Trashigang Dzongkhag	139,672.43	139,672.43
417.11/1001	Radhi Geog, Trashigang Dzongkhag	133,265.70	133,265.70
417.12/1001	Sakten Geog, Trashigang Dzongkhag	98,156.00	98,156.00
417.13/1001	Samkhar Geog, Trashigang Dzongkhag	61,846.90	61,846.90
417.14/1001	Shongphu Geog, Trashigang Dzongkhag	79,683.00	79,683.00
417.15/1001	Thrimshing Geog, Trashigang Dzongkhag	59,758.00	59,758.00
417.16/1001	Uzarong Geog, Trashigang Dzongkhag	143,892.00	143,892.00
418.01/1001	Dzongkhag Administration, Thimphu	10,523,131.23	10,523,131.23
418.01/1002	Lingzhi Drungkhag	1,281,115.27	1,281,115.27
418.02/1001	Soe Geog, Thimphu Dzongkhag	40,182.00	40,182.00
418.03/1001	Chang Geog, Thimphu Dzongkhag	84,626.00	84,626.00
418.04/1001	Dagala Geog, Thimphu Dzongkhag	86,150.64	86,150.64
418.05/1001	Gayney Geog, Thimphu Dzongkhag	66,981.00	66,981.00
418.06/1001	Kawang Geog, Thimphu Dzongkhag	83,664.82	83,664.82
418.07/1001	Lingshi Geog, Thimphu Dzongkhag	38,388.00	38,388.00
418.08/1001	Mewang Geog, Thimphu Dzongkhag	197,539.00	197,539.00
418.09/1001	Naro Geog, Thimphu Dzongkhag	44,443.00	44,443.00
419.01/1002	Gasa Dzongkhag	3,769,070.43	3,769,070.43
419.02/1002	Geonkhamed Gewog	40,779.00	40,779.00
419.03/1002	Geonkhatoad Gewog	46,127.00	46,127.00
419.04/1002	Laya Gewog	67,373.00	67,373.00

Schedule 8: Schedule Of Revenue Receipts and Remittances for the FY 2014-15; By AU			
Account Number	Administrative Unit	Receipt	Remittance
419.05/1002	Lunana Gewog	73,365.00	73,365.00
420.01/1001	Dzongkhag Administration, Trashi Yangtse	13,465,639.00	13,465,639.00
420.01/2002	MAGIP Project, Trashiyangtse Dzongkhag	292,787.00	292,787.00
420.02/1001	Bumdiling Gewog, Trashi Yangtse Dzongkhag	105,630.00	105,630.00
420.03/1001	Jamkhar Gewog, Trashi Yangtse Dzongkhag	63,440.00	63,440.00
420.04/1001	Khamdang Gewog, Trashi Yangtse Dzongkhag	95,784.00	95,784.00
420.05/1001	Ramjar Gewog, Trashi Yangtse Dzongkhag	73,977.00	73,977.00
420.06/1001	Toetsho Gewog, Trashi Yangtse Dzongkhag	60,857.00	60,857.00
420.07/1001	Tongshang Gewog, Trashi Yangtse Dzongkhag	141,400.00	141,400.00
420.08/1001	Yalang Gewog, Trashi Yangtse Dzongkhag	58,774.00	58,774.00
420.09/1001	Yangtse Gewog, Trashi Yangtse Dzongkhag	96,090.00	96,090.00
Total		986,383,664.41	986,383,664.41

Schedule 9: Schedule Of Miscellaneous Receipts and Payments for the Fy 2014-15; By AU				
Account Number	Administrative Unit	Progressive Receipt Amount	Progressive Payment Amount	Net Amount
101.01/1001	His Majesty's Secretariat, Thimphu		4,689.00	-4,689.00
102.01/1001	Secretariat of His Majesty the Fourth Druk Gyalpo		100,000.00	-100,000.00
103.01/1001	National Assembly of Bhutan, Thimphu	27,398.00	1,558,959.00	-1,531,561.00
104.01/1001	National Council Secretariat, Thimphu	49,882.00	99,764.00	-49,882.00
105.01/1001	Central Monastic Secretariat, Thimphu		889,177.56	-889,177.56
105.01/1002	Central Monk Bodies (Rabdey), CRA, Thimphu		2,063,739.00	-2,063,739.00
105.01/2001	Religion & Health Project, Central Monastic Secretariat, Thimphu		983,788.00	-983,788.00
105.01/2002	Dratshang Lhentshog, Thimphu		11,693,114.73	-11,693,114.73
106.01/1003	District Court, Trashigang		47,064.50	-47,064.50
106.01/1005	District Court, Punakha		11,300.00	-11,300.00
106.01/1008	District Court, Paro	1,475.00	1,475.00	0.00
106.01/1010	District Court, Samtse		68,032.00	-68,032.00
106.01/1012	District Court, Mongar	7,649.00	15,298.00	-7,649.00
106.01/1015	District Court, Zhemgang		277.00	-277.00
106.01/1017	District Court, Lhuentse		185,229.23	-185,229.23
106.01/1018	District Court, Pema Gatshel		945,080.00	-945,080.00
106.01/1022	Dungkhag Court, Phuentsholing	15,000.00	15,000.00	0.00
106.01/1025	Drungkhag Court, Lhamoi Zhingka		23,183.00	-23,183.00
106.01/1027	Drungkhag Court, Sipsoo	1,920.00	1,920.00	0.00
106.01/1035	Drungkhag Court, Sakteng		4,500.00	-4,500.00
106.01/2001	Supreme Court, Thimphu		1,502,985.71	-1,502,985.71
106.01/2002	Supreme Court		411,733.71	-411,733.71
106.01/2006	Construction of High Court Building, Thimphu		1,227,727.00	-1,227,727.00
106.01/2007	Supreme Court, Thimphu		12,101,638.00	-12,101,638.00
106.01/2008	Supreme Court		3,277,874.48	-3,277,874.48
107.01/1001	Royal Civil Service Commission, Thimphu		7,667,380.12	-7,667,380.12
108.01/1001	Anti-Corruption Commission		12,730.96	-12,730.96
109.01/1001	Election Commissioner Office, Thimphu	30,000.00	8,118,542.94	-8,088,542.94

Schedule 9: Schedule Of Miscellaneous Receipts and Payments for the Fy 2014-15; By AU				
Account Number	Administrative Unit	Progressive Receipt Amount	Progressive Payment Amount	Net Amount
110.01/1001	Royal Audit Authority, Thimphu	41,225.00	1,013,361.94	-972,136.94
110.01/1003	Regional Royal Audit Authority (Central), Bumthang		37,650.76	-37,650.76
110.01/2001	Royal Audit Authority, Thimphu	461,497.94	1,593,125.98	-1,131,628.04
111.01/1001	Cabinet Secretariat, Thimphu	8,797.00	646,020.42	-637,223.42
112.01/1001	Office of Legal Affairs, Thimphu	1,490,336.00	3,611,333.03	-2,120,997.03
112.01/2001	Office of the Attorney General, Thimphu		1,650,858.26	-1,650,858.26
113.01/1001	Bhutan Olympic Committee, Thimphu	77,400.00	3,773,236.00	-3,695,836.00
114.01/1001	Dzongkha Development Commission, Thimphu		55,560.20	-55,560.20
115.01/1001	National Land Commission, Thimphu	3,059,684.99	4,350,408.99	-1,290,724.00
116.01/1001	Centre for Bhutan Studies, Thimphu		1,336,003.50	-1,336,003.50
117.01/1001	GNH Commission Secretariat, Thimphu		1,587,396.04	-1,587,396.04
117.01/2006	Rural Economy Advancement Programme (REAP II), GNHC		96,798.50	-96,798.50
118.01/1001	National Environment Commission, Thimphu.	84,290.00	3,372,244.29	-3,287,954.29
118.01/2004	Green-House Gas Project, NEC, Thimphu	97,799.60	2,070,744.20	-1,972,944.60
119.01/1001	Royal Institute of Management, Semtokha	58,036.00	1,417,349.00	-1,359,313.00
119.01/2004	Royal Institute of Management, Semtokha		19,680.00	-19,680.00
120.01/1001	Royal University of Bhutan, Thimphu		466,241.00	-466,241.00
120.01/1002	Sherubtse College, Kanglung		393,279.16	-393,279.16
120.01/1003	Institute of Language & Cultural Studies, Semtokha	513,000.00	180,000.00	333,000.00
120.01/1004	College of Science and Technology		156,726.00	-156,726.00
120.01/1005	Paro College of Education		1,742,375.99	-1,742,375.99
120.01/1006	Samtse College of Education		1,178,781.60	-1,178,781.60

Schedule 9: Schedule Of Miscellaneous Receipts and Payments for the Fy 2014-15; By AU				
Account Number	Administrative Unit	Progressive Receipt Amount	Progressive Payment Amount	Net Amount
120.01/1007	JIGME NAMGYEL POLYTECHNIC, Deothang		1,379,731.00	-1,379,731.00
120.01/1008	Gedu College of Business Studies		253,683.00	-253,683.00
120.01/1011	Institute of Language and Culture Studies, Taktse	10,244,000.00	1,018,054.00	9,225,946.00
120.01/2001	Royal University of Bhutan, Semtokha, Thimphu	3,835.00	7,670.00	-3,835.00
120.01/2002	College of Natural Resources, Lobesa		958,639.00	-958,639.00
120.01/2003	Sherubtse College, Kanglung		116,217.00	-116,217.00
121.01/1001	National Statistical Bureau, Thimphu	223,126.00	631,562.90	-408,436.90
121.01/2001	National Statistical Bureau, Thimphu		8,348,870.00	-8,348,870.00
122.01/1001	Bhutan Narcotic Control Agency, Thimphu	60,341.80	1,436,889.60	-1,376,547.80
123.01/1001	Bhutan InfoComm & Media Authority, Thimphu		3,004,291.00	-3,004,291.00
124.01/1001	Thimphu Thromdey Schools, City Corporation, Thimphu	531,111.00	2,374,465.76	-1,843,354.76
124.01/1002	Phuentsholing Thromde School		425,593.12	-425,593.12
124.01/1003	Samdrup Jongkhar Thromde Schools		747,632.15	-747,632.15
124.01/1004	Gelephu Thromde Schools	272,459.00	649,967.00	-377,508.00
125.01/1001	Drug Regulatory Authority		210,001.65	-210,001.65
126.01/1001	Tourism Council of Bhutan	7,195,450.20	19,865,294.21	-12,669,844.01
126.01/1002	HTMTI-Construction Project	427,518.04	6,995,874.05	-6,568,356.01
127.01/1001	National Commission for Women & Children	140,860.00	153,355.00	-12,495.00
127.01/2002	NCWC		104,166.00	-104,166.00
127.01/2003	National Commission for Women & Children		642,617.40	-642,617.40
129.01/1001	Bhutan Council for School Examination and Assessment		119,295.00	-119,295.00
130.01/1001	Royal Privy Council, Thimphu.		49,896.00	-49,896.00
131.01/1001	Bhutan Standards Bureau		150,000.41	-150,000.41
132.01/1002	University of Medical Sciences		2,867,916.70	-2,867,916.70

Schedule 9: Schedule Of Miscellaneous Receipts and Payments for the Fy 2014-15; By AU				
Account Number	Administrative Unit	Progressive Receipt Amount	Progressive Payment Amount	Net Amount
132.01/2001	Royal Institute of Health Science		320,405.50	-320,405.50
132.01/2002	National Institute of Traditional Medicine		3,627,055.93	-3,627,055.93
134.01/1001	Bhutan National Legal Institute		2,000,000.00	-2,000,000.00
136.01/1001	Jigme Dorji Wangchuck National Referral Hospital	950,208.32	11,269,322.21	-10,319,113.89
201.01/1001	Ministry of Home and Cultural Affairs, Thimphu	837,447.54	2,720,624.92	-1,883,177.38
201.01/1002	Department of Civil Registration & Census, MoHCA, Thimphu		3,114,927.50	-3,114,927.50
201.01/1003	Department of Culture, MoHCA, Thimphu	95,500.00	1,775,628.00	-1,680,128.00
201.01/1004	Department of Local Governance, MoHCA		4,898,679.00	-4,898,679.00
201.01/1005	Department of Immigration, MoHCA, Thimphu	31,765.50	989,699.50	-957,934.00
201.01/1006	Department of Disaster Management, MoHCA, Thimphu		413,748.00	-413,748.00
201.01/1007	Royal Bhutan Police, HQ	7,632,978.86	51,705,942.79	-44,072,963.93
201.01/1010	Ministry of Home and Cultural Affairs, Thimphu		367,342.00	-367,342.00
201.01/1012	Regional Immigration Office, MoHCA, Phuentsholing	1,369,000.00	1,341,184.00	27,816.00
201.01/1013	Regional Immigration Office, MoHCA, Samdrup Jongkhar		2,499.00	-2,499.00
201.01/1014	Regional Immigration Office, MoHCA, Samtse		149,729.00	-149,729.00
201.01/1015	National Museum, Paro		1,194,081.79	-1,194,081.79
201.01/1016	The Tower of Trongsa Museum, Ta Dzong, Trongsa		83,968.00	-83,968.00
201.01/1018	Royal Bhutan Police, Phuentsholing	5,008.48	29,658.96	-24,650.48
201.01/1019	Royal Bhutan Police, Samdrup Jongkhar		7,500.00	-7,500.00
201.01/1021	Royal Bhutan Police, Gelephu	179,198.13	441,022.26	-261,824.13
201.01/1022	Jail Services, Royal Bhutan Police		267,298.13	-267,298.13

Schedule 9: Schedule Of Miscellaneous Receipts and Payments for the Fy 2014-15; By AU				
Account Number	Administrative Unit	Progressive Receipt Amount	Progressive Payment Amount	Net Amount
201.01/1023	Fire Fighting Services, Royal Bhutan Police	10,286.00	120,572.00	-110,286.00
201.01/1024	Royal Bhutan Police, Tsirang	2,200.00	4,400.00	-2,200.00
201.01/1027	Royal Bhutan Police, Mongar	40,220.00	80,440.00	-40,220.00
201.01/1031	Royal Bhutan Police, Punakha		20,000.00	-20,000.00
201.01/2007	Department of Disaster Management, MoHCA, Thimphu	341,920.00	1,968,071.00	-1,626,151.00
201.01/2013	Pemagatshel Dzong Construction Project, Ministry of Home and Cultural Affairs	80,636.00	368,636.00	-288,000.00
201.01/2015	Local Governance Sustainable Development Program (LGSDP), MOHCA		2,881,798.91	-2,881,798.91
201.01/2016	Local Government Support Program, MOHCA		106,036.50	-106,036.50
201.01/2017	Wangduephodrang Dzong Reconstruction Project	883,979.00	1,661,411.00	-777,432.00
201.01/2019	Paro Tadzong Conservation Project		240,000.00	-240,000.00
201.01/2021	Gasa Dzong Conservation Project, Department of Culture, MoHCA		12,270,815.00	-12,270,815.00
202.01/1001	Ministry of Finance Secretariat, Thimphu	2,222,474.00	12,715,000.04	-10,492,526.04
202.01/1002	Department of Public Accounts		17,417.67	-17,417.67
202.01/1003	Department of National Budget, Ministry of Finance, Thimphu		423,268.00	-423,268.00
202.01/1004	Department of Revenue and Customs, Ministry of Finance, Thimphu		390,000.00	-390,000.00
202.01/1005	Department of National Properties, MoF, Thimphu		85,202.00	-85,202.00
202.01/1006	Department of Public Accounts (CPE), Thimphu		423,729.00	-423,729.00
202.01/1008	Regional Revenue & Customs Office, P/ling	243,566.00	243,566.00	0.00

Schedule 9: Schedule Of Miscellaneous Receipts and Payments for the Fy 2014-15; By AU				
Account Number	Administrative Unit	Progressive Receipt Amount	Progressive Payment Amount	Net Amount
202.01/1009	Regional Revenue & Customs, Gelephu		5,912,442.01	-5,912,442.01
202.01/1010	Regional Revenue & Customs Office, S/Jongkhar	16,905.00	100,933.00	-84,028.00
202.01/1011	Regional Revenue & Customs Office, Samtse		103,945.00	-103,945.00
202.01/1012	Regional Revenue & Customs Office, Paro	16,152.00		16,152.00
202.01/1013	Regional Revenue & Customs Office, Mongar	6,997.00	71,594.48	-64,597.48
202.01/1015	Debt Mgt. Division, Department of Public Accounts, Thimphu		9,629,903.00	-9,629,903.00
202.01/1016	Department of National Properties (D/Works), MoF, Thimphu		8,416,911.00	-8,416,911.00
202.01/1019	Liaison and Transit Office Customs, Kolkata	448,000.00		448,000.00
203.01/1001	Ministry of Foreign Affairs, Thimphu	53,375.00	6,628,437.46	-6,575,062.46
203.01/1002	Permanent Mission of Bhutan, Ministry of Foreign Affairs, New York, USA	7,632,419.96		7,632,419.96
203.01/1003	Permanent Mission of Bhutan, Ministry of Foreign Affairs, Geneva, Switzerland	1,696,621.68	2,856,771.00	-1,160,149.32
203.01/1004	Royal Bhutanese Embassy, Ministry of Foreign Affairs, New Delhi, India	4,788,573.42	1,315,400.00	3,473,173.42
203.01/1005	Royal Bhutanese Embassy, Ministry of Foreign Affairs, Dhaka, Bangladesh	5,543,381.87	7,678,762.91	-2,135,381.04
203.01/1006	Royal Bhutanese Embassy, Ministry of Foreign Affairs, Kuwait	2,882,412.22		2,882,412.22
203.01/1007	Royal Bhutanese Embassy, Ministry of Foreign Affairs, Bangkok, Thailand	8,063,510.27	10,520,306.74	-2,456,796.47
203.01/1008	Royal Bhutanese Consulate, Ministry of Foreign Affairs, Kolkotta, India	2,926,162.76	37,900.00	2,888,262.76
203.01/1009	Royal Bhutanese Embassy, Brussels, Belgium	5,624,131.15	404,593.53	5,219,537.62

Schedule 9: Schedule Of Miscellaneous Receipts and Payments for the Fy 2014-15; By AU				
Account Number	Administrative Unit	Progressive Receipt Amount	Progressive Payment Amount	Net Amount
204.01/1001	Ministry of Agriculture and Forests Secretariat	164,231.81	2,543,834.70	-2,379,602.89
204.01/1002	Department of Agriculture, MoA, Thimphu	751,733.35	20,529,393.63	-19,777,660.28
204.01/1003	Department of Livestock, MoA, Thimphu	202,216.00	1,943,341.00	-1,741,125.00
204.01/1004	Department of Forests and Park Services, MOA, Thimphu	13,859.00	2,959,466.00	-2,945,607.00
204.01/1005	Council of RNR Research of Bhutan, CoRRB		36,098.00	-36,098.00
204.01/1006	Bhutan Agriculture & Food Regulatory Authority (BAFRA), MoA, Thimphu	38,339.00	625,636.25	-587,297.25
204.01/1007	National Biodiversity Centre, Serbithang	180,069.00	4,244,680.00	-4,064,611.00
204.01/1008	Agriculture Machinery Centre, Paro	3,000.00	56,139,423.00	-56,136,423.00
204.01/1009	Post Harvest Unit, MOA, Paro	9,333.50	154,186.22	-144,852.72
204.01/1011	National Plant Protection Center, Semtokha	13,939.19	2,871,103.19	-2,857,164.00
204.01/1013	National Center for Animal Health, Serbithang	7,500.00	374,533.00	-367,033.00
204.01/1014	National Centre for Aquaculture (NCA)	4,181,000.00	26,566,674.06	-22,385,674.06
204.01/1015	National Horse & Brown Swiss Cross Breeding Program, Bumthang		793,422.00	-793,422.00
204.01/1016	National Livestock Breeding Programme, Yusipang		13,332,941.00	-13,332,941.00
204.01/1017	National Feed & Fodder Development Programme, Bumthang	6,900,000.00	14,194,071.40	-7,294,071.40
204.01/1018	Regional Livestock Development Centre		123,084.00	-123,084.00
204.01/1019	Regional Poultry Breeding Centre, Paro		746,470.00	-746,470.00
204.01/1020	National Pig Breeding Centre, Wangchutaba		40,684,080.00	-40,684,080.00
204.01/1022	Brown Swiss Farm, Bumthang	34,154,640.00	44,262,789.58	-10,108,149.58
204.01/1023	National Jersey Breeding Farm, Samtse		991,722.00	-991,722.00

Schedule 9: Schedule Of Miscellaneous Receipts and Payments for the Fy 2014-15; By AU				
Account Number	Administrative Unit	Progressive Receipt Amount	Progressive Payment Amount	Net Amount
204.01/1024	Regional Livestock Development Centre, DoL, MoA, Zhemgang		82,921.10	-82,921.10
204.01/1025	Regional Veterinary Laboratory, Tsimalakha		303,070.62	-303,070.62
204.01/1026	National Poultry Breeding Farm, Sarpang		18,354,801.00	-18,354,801.00
204.01/1027	Regional Veterinary Laboratory, Kanglung		4,009,737.11	-4,009,737.11
204.01/1028	Livestock Central Store, Phuntsholing		426,015.32	-426,015.32
204.01/1029	Cold Water Fish Culture Centre (CW FCC), Haa		12,259,710.14	-12,259,710.14
204.01/1030	Calf Rearing Centre, Wangkha, Chhukha		96,292.76	-96,292.76
204.01/1031	Regional Livestock Breeding Centre, Lingmithang		2,030,115.00	-2,030,115.00
204.01/1032	Regional Mithun Breeding Farm, Arong		186,600.94	-186,600.94
204.01/1033	National Nublang Farm, Tashiyangphu		150,568.00	-150,568.00
204.01/1035	Divisional Forest Office, Zhemgang		1,880,409.50	-1,880,409.50
204.01/1036	Sakten Wildlife Sanctuary, Trashigang	9,000.00	9,000.00	0.00
204.01/1038	Bumdeling Wildlife Sanctuary, Trashy Yangtse		912,002.00	-912,002.00
204.01/1039	Jigme Dorji National Park, Gasa		2,500,000.00	-2,500,000.00
204.01/1040	Royal Manas National Park, Gelephu	529,466.00	668,719.00	-139,253.00
204.01/1041	Thrumshingla National Park, Ura, Bumthang		5,074,000.00	-5,074,000.00
204.01/1042	Divisional Forest Office, Gedu		1,617,548.00	-1,617,548.00
204.01/1043	Divisional Forest Office, Wangdue Phodrang		275,571.80	-275,571.80
204.01/1044	Divisional Forest Office, Thimphu		1,117,872.00	-1,117,872.00
204.01/1045	Forestry Services Division, Trashigang		110,575.90	-110,575.90
204.01/1046	Divisional Forest Office, Samtse		455,899.00	-455,899.00

Schedule 9: Schedule Of Miscellaneous Receipts and Payments for the Fy 2014-15; By AU				
Account Number	Administrative Unit	Progressive Receipt Amount	Progressive Payment Amount	Net Amount
204.01/1048	Divisional Forest Office, Paro	3,950.00	247,301.00	-243,351.00
204.01/1049	Divisional Forest Office, Mongar		756,354.00	-756,354.00
204.01/1050	Forestry Services Division, Sarpang		2,100,000.00	-2,100,000.00
204.01/1051	Divisional Forest Office, Tsirang		349,322.00	-349,322.00
204.01/1053	Forest Resources Dev. Division, Thimphu		21,910.26	-21,910.26
204.01/1054	Wangchuck Centennial Park, Bumthang		1,892,739.10	-1,892,739.10
204.01/1056	RNR-Research Centre, Bajo	21,462.00	3,784,698.97	-3,763,236.97
204.01/1057	RNR-Research Centre, Jakar, Bumthang		9,661,954.94	-9,661,954.94
204.01/1058	RNR-Research Centre, Yusipang	2,010.00	1,380,627.48	-1,378,617.48
204.01/1059	RNRRC, Wengkhari		3,525,244.37	-3,525,244.37
204.01/1062	National Pig Breeding Centre, Gelephu		5,300,000.00	-5,300,000.00
204.01/1063	Regional Fish Seed Production Centre, Bhangtar		12,505,274.76	-12,505,274.76
204.01/1064	RNR -RDC Bhur, Gelephu	51,500.00	122,441.00	-70,941.00
204.01/1065	Regional Marketing Officer and The Accountant		70,530.71	-70,530.71
204.01/1066	Phibsoo Wildlife Sanctuary, Sarpang		98,201.68	-98,201.68
204.01/2003	Management Planning of Wangchuck Centennial Park- Phase II, Bumthang		2,780,869.99	-2,780,869.99
204.01/2006	Royal Botanical and Recreational Parks Division, MoA		4,299,311.06	-4,299,311.06
204.01/2007	GOI & AMMEPP Projects, MoA, Thimphu		4,478,261.27	-4,478,261.27
204.01/2013	S/thening of Livestock Dev. Initiative, DoL		845,502.94	-845,502.94
204.01/2016	Ugyen Wangchuck Institute for Conservation and Environment	1,552,348.77	3,177,621.18	-1,625,272.41
204.01/2018	Decentralised Rural Development Project, MoA	3,594,141.43	7,188,282.86	-3,594,141.43
204.01/2021	Thrumshingla National Park, Ura, Bumthang		2,200,000.00	-2,200,000.00

Schedule 9: Schedule Of Miscellaneous Receipts and Payments for the Fy 2014-15; By AU				
Account Number	Administrative Unit	Progressive Receipt Amount	Progressive Payment Amount	Net Amount
204.01/2022	Rural Development Training Centre, Zhemgang	83,222.00	166,444.00	-83,222.00
204.01/2024	Royal Manas National Park, Gelephu		804,787.00	-804,787.00
204.01/2025	Bio-diversity Conservation Project-II, NCD	1,169.00	1,169,443.16	-1,168,274.16
204.01/2026	On Farm PGR Conservation in Bhutan, BUCAP, Serbithang		164,838.00	-164,838.00
204.01/2027	Rural Livelihood Project, Zhemgang		592,336.00	-592,336.00
204.01/2031	Department of Livestock, Ministry of Agriculture, Thimphu		1,382,232.45	-1,382,232.45
204.01/2034	Japan Fund for Poverty Reduction Project, Department of Agriculture, Ministry of Agriculture and Forests		42,310.00	-42,310.00
204.01/2036	MAGIP Project, Ministry of Agriculture and Forests	20,600.00	1,286,158.01	-1,265,558.01
204.01/2037	MAGIP Project, Regional Agriculture Marketing Cooperative Office, Mongar		2,151,570.39	-2,151,570.39
204.01/2038	Wildlife Conservation Division, MoAF, Thimphu		1,320,856.00	-1,320,856.00
204.01/2039	AFD, Ministry of Agriculture and FOREST.	607,200.00	2,115,087.00	-1,507,887.00
204.01/2040	Green Bhutan Project, MoAF, Thimphu		67,364.68	-67,364.68
205.01/1001	Ministry of Trade & Economics Affairs, Thimphu		263,810.87	-263,810.87
205.01/1002	Department of Trade, MTEA, Thimphu		127,380.70	-127,380.70
205.01/1003	Department of Geology & Mines, MTEA, Thimphu	14,688.00	54,881.00	-40,193.00
205.01/1005	Department of Industry, MTEA, Thimphu		8,706,976.22	-8,706,976.22
205.01/1006	Regional Trade & Industry Office, Trongsa		4,907.03	-4,907.03
205.01/1008	Regional Trade & Industry Office, MTI, Gelephu	102,555.50	137,495.10	-34,939.60

Schedule 9: Schedule Of Miscellaneous Receipts and Payments for the Fy 2014-15; By AU				
Account Number	Administrative Unit	Progressive Receipt Amount	Progressive Payment Amount	Net Amount
205.01/1009	Regional Trade & Industry Office, MTI, Samdrup Jongkhar	5,222,922.50	5,222,922.50	0.00
205.01/1010	Regional Trade & Industry Office, Mongar		3,160.00	-3,160.00
205.01/1011	Dept. of Geology & Mines (Deposit Works), MTI, Thimphu		7,656,874.52	-7,656,874.52
205.01/1013	Department of HydroPower & Power Systems		102,136.40	-102,136.40
205.01/1014	Department of Renewable Energy		1,328,184.00	-1,328,184.00
205.01/1015	Department of HydroMet Services	35,772.75	1,672,370.42	-1,636,597.67
205.01/2008	Flood Warning Services ,Dept. of Hydro Met Services (FIC 0212)		206,866.20	-206,866.20
206.01/1001	Secretariat, Ministry of Works & Human Settlement, Thimphu	386,848.00	3,242,474.26	-2,855,626.26
206.01/1002	Department of Roads, Thimphu	50,848,262.40	101,803,848.06	-50,955,585.66
206.01/1003	Department of Engineering Services	2,052,419.41	53,600,957.19	-51,548,537.78
206.01/1004	Field Roads Maintenance Division, DOR, Zhemgang	140,850.00	1,325,394.33	-1,184,544.33
206.01/1005	Field Roads Maintenance Division, DOR, Lobesa	2,601,245.45	145,634,451.45	-143,033,206.00
206.01/1006	Field Roads Maintenance Division, DOR, Trashigang	344,349.64	925,084.63	-580,734.99
206.01/1007	Field Roads Maintenance Division, DOR, Phuentsholing		20,237,392.50	-20,237,392.50
206.01/1008	Field Roads Maintenance Division, DOR, Sarpang		7,584,551.55	-7,584,551.55
206.01/1009	Field Roads Maintenance Division, DOR, Lingmithang	205,326.00	6,959,651.14	-6,754,325.14
206.01/1010	Field Roads Maintenance Division, DOR, Trongsa	559,750.13	62,154,242.12	-61,594,491.99
206.01/1011	Field Roads Maintenance Division, DOR, Thimphu	17,031,484.19	79,422,658.03	-62,391,173.84
206.01/1014	Central Stores Unit, DoR, Phuentsholing (Deposit Work)		228,588,326.19	-228,588,326.19

Schedule 9: Schedule Of Miscellaneous Receipts and Payments for the Fy 2014-15; By AU				
Account Number	Administrative Unit	Progressive Receipt Amount	Progressive Payment Amount	Net Amount
206.01/1017	Department of Human Settlement, MoWHS	454.00	6,347,406.00	-6,346,952.00
206.01/1018	Project Management Office for Gomphu - Pangbang & Mamung - Digala Road Project	7,276,009.67	44,658,410.71	-37,382,401.04
206.01/1019	Field Road Division, Department of Road, Samdrup Jongkhar	35,000.00	9,103,924.00	-9,068,924.00
206.01/1020	Phuentsholing Thromdey		912.00	-912.00
206.01/2005	Gyelposhing-Nganglam Road Project, DOR, Lingmithang	19,082,657.25	41,629,632.10	-22,546,974.85
206.01/2006	UIDP-ADB, DUDES, MoWHS, Thimphu		97,856.10	-97,856.10
206.01/2007	UIDP-ADB, City Corporation, Thimphu	1,206,541.03	11,227,137.00	-10,020,595.97
206.01/2018	Second Bhutan Urban Development Project	2,045,156.40	4,090,312.80	-2,045,156.40
206.01/2019	Urban Infrastructure Development Project for Dzongkhag Administration, Dagana		1,539,496.00	-1,539,496.00
206.01/2020	Road Network Project II, under Department of Roads,		98,439,454.92	-98,439,454.92
206.01/2021	Second Bhutan Urban Development Project, City Corporation, Thimphu		2,618,248.65	-2,618,248.65
206.01/2022	Poverty Alleviation through Road Development in Southern Bhutan, under Department of Roads, Ministry of Works and Human Settlement		13,321,744.21	-13,321,744.21
207.01/1001	Ministry of Information & Communications Secretariat, Thimphu	706,983.54	1,485,961.91	-778,978.37
207.01/1002	Department of Air Transport (DoAT)	3,769,647.98	43,965,083.14	-40,195,435.16
207.01/1003	Roads Safety and Transport Authority, MOIC		753,581.00	-753,581.00
207.01/1004	Regional Transport Office, RSTA, Phuentsholing	85,240.00	669,537.00	-584,297.00
207.01/1005	Regional Transport Office, RSTA, Gelephu	48,738.00	45,173.35	3,564.65

Schedule 9: Schedule Of Miscellaneous Receipts and Payments for the Fy 2014-15; By AU				
Account Number	Administrative Unit	Progressive Receipt Amount	Progressive Payment Amount	Net Amount
207.01/1006	Regional Transport Office, RSTA, Samdrup Jongkhar		66,980.32	-66,980.32
207.01/1007	Department of Information & Technology	4,671,636.51	14,396,916.95	-9,725,280.44
207.01/1008	Department of Information & Media		452,655.07	-452,655.07
207.01/2002	DIT, Ministry of Information and Communicaitons	12,384.00	426,168.80	-413,784.80
207.01/2004	Department of Information Technology and Telecom, MoIC		2,581,255.64	-2,581,255.64
207.01/2005	Department of Air Transport, Ministry of Information & Communications, Paro		5,750,917.00	-5,750,917.00
208.01/1001	Ministry of Health Secretariat, Thimphu	205,558.00	9,715,853.84	-9,510,295.84
208.01/1002	Department of Public Health Services, MoH, Thimphu	3,024.00	824,939.00	-821,915.00
208.01/1003	Department of Medical Services, MoH, Thimphu	3,684,548.00	10,529,287.53	-6,844,739.53
208.01/1005	Regional Referral Hospital, Mongar		830,429.00	-830,429.00
208.01/1006	Central Regional Referral Hospital, Gelephu		466,525.00	-466,525.00
208.01/1007	Malaria Eradication Program, Gelephu		96,902.27	-96,902.27
208.01/1009	Medical Supply Depot, Phuentsholing		5,977,850.03	-5,977,850.03
208.01/1010	Phuentsholing General Hospital	25,000.00	311,616.00	-286,616.00
208.01/1011	Department of Traditional Medicine Services (DTMS), MoH		355,493.00	-355,493.00
208.01/1012	Department of Medical Supply and Health Infrastructure (DMSHI)	5,384,383.02	20,237,109.75	-14,852,726.73
208.01/2002	Ministry of Health		597,906.90	-597,906.90
208.01/2003	Ministry of Health		37,128.10	-37,128.10
208.01/2005	Vector-Borne Disease Control Programme, Gelephu		30,770.68	-30,770.68
208.01/2006	RENEW Secretariat, Thimphu		580,967.00	-580,967.00

Schedule 9: Schedule Of Miscellaneous Receipts and Payments for the Fy 2014-15; By AU				
Account Number	Administrative Unit	Progressive Receipt Amount	Progressive Payment Amount	Net Amount
208.01/2008	Country Coordination Mechanism, Ministry of Health		1,470.00	-1,470.00
208.01/2009	Construction of CRR Hospital, Gelephu, MoH, Thimphu		12,567,429.00	-12,567,429.00
208.01/2010	Diabetes Health Services, Ministry of Health, Thimphu	1,200.00	10,608.00	-9,408.00
208.01/2012	TB Control Programme, MoH, Thimphu		30,208.00	-30,208.00
208.01/2013	Enhanced Malaria Control Project, Gelephu		6,742.80	-6,742.80
208.01/2016	International Assistance, Ministry of Health, Thimphu	3,921,212.28	8,684,958.56	-4,763,746.28
208.01/2017	UNICEF Assisted Projects, Ministry of Health, Thimphu	10,722.00	657,091.00	-646,369.00
208.01/2021	Construction of Public Health Laboratory, MoH	64,967.45	7,549,944.45	-7,484,977.00
208.01/2022	Reconstruction of 40 bedded Samtse Hospital, Ministry of Health		2,194,931.00	-2,194,931.00
208.01/2024	Health Infrastructure Development Division , MoH		422,500.00	-422,500.00
209.01/1001	Ministry Of Education Secretariat, Thimphu	4,849,667.75	6,751,466.01	-1,901,798.26
209.01/1002	Department Of Adult and Higher Education, MOE, Thimphu	27,590.00	18,740,348.25	-18,712,758.25
209.01/1003	Department of School Education, MoE, Thimphu	27,054.00	2,501,987.79	-2,474,933.79
209.01/1004	Department of Youth, Culture & Sports, MoE, Thimphu	20,000.00	3,136,935.35	-3,116,935.35
209.01/1005	CAPSD, Paro	8,975.00	35,878.86	-26,903.86
209.01/2001	International Assistance, Ministry of Education, Thimphu	6,456,903.46	147,280,913.26	-140,824,009.80
209.01/2002	UNICEF Assisted Project, Ministry of Education, Thimphu	88,184.00	3,974,644.04	-3,886,460.04

Schedule 9: Schedule Of Miscellaneous Receipts and Payments for the Fy 2014-15; By AU				
Account Number	Administrative Unit	Progressive Receipt Amount	Progressive Payment Amount	Net Amount
209.01/2003	Scholarship Division, Dept. of Adult & Higher Education, Thimphu	81,015.00	5,258,623.00	-5,177,608.00
209.01/2007	Save the Children Fund-USA assisted Project	374,688.00	932,331.00	-557,643.00
210.01/1001	Ministry of Labour & Human Resources Secretariat, Thimphu		5,598.74	-5,598.74
210.01/1002	Department of Human Resources, Thimphu		1,720,995.45	-1,720,995.45
210.01/1003	Bhutan Vocational Qualification Authority, Thimphu		18,318.00	-18,318.00
210.01/1004	Department of Labour, MoLHR	2,400.00	29,880.00	-27,480.00
210.01/1005	Department of Employment, MoLHR		318,715.59	-318,715.59
210.01/1007	National Institute for Zorig Chusum, Thimphu.		71,423.60	-71,423.60
210.01/1009	Samthang Institute of Automobile Engineering	12,300.00	24,600.00	-12,300.00
210.01/1010	Vocational Training Institute, Khuruthang, Punakha	20,000.00	20,000.00	0.00
210.01/1011	Vocational Training Institute, Rangjung, Trashigang		62,183.00	-62,183.00
210.01/1013	Chumey Vocational Training Institute, Bumthang		29,534.00	-29,534.00
210.01/2006	Department of Human Resources		154,647.15	-154,647.15
401.01/1001	Dzongkhag Administration, Chhukha	1,491,821.09	49,771,153.62	-48,279,332.53
401.01/1002	Phuentsholing Drungkhag	60,760.00	3,141,961.00	-3,081,201.00
401.02/1001	Sampheling Geog, Chhuka	4,758.00	490,738.97	-485,980.97
401.03/1001	Bongo Geog, Chhuka	209,197.00	809,959.00	-600,762.00
401.04/1001	Chapcha Geog. Chhukha Dzongkhag		118,009.57	-118,009.57
401.05/1001	Dungna Geog, Chhukha Dzongkhag		1,833,055.05	-1,833,055.05
401.06/1001	Gayling Geog, Chhukha Dzongkhag		449,130.00	-449,130.00
401.07/1001	Darla Geog, Chhuka		354,383.00	-354,383.00
401.08/1001	Getana Geog, Chhukha Dzongkhag		818,186.00	-818,186.00

Schedule 9: Schedule Of Miscellaneous Receipts and Payments for the Fy 2014-15; By AU				
Account Number	Administrative Unit	Progressive Receipt Amount	Progressive Payment Amount	Net Amount
401.09/1001	Jabcho Geog, Chhukha Dzongkhag		897,744.00	-897,744.00
401.10/1001	Lokchina Geog, Chhuka		460,169.00	-460,169.00
401.11/1001	Metakha Geog, Chhukha Dzongkhag	41,305.00	347,531.00	-306,226.00
401.12/1001	Phuentsholing Geog, Chhuka		1,791,841.61	-1,791,841.61
402.01/1001	Dzongkhag Administration, Haa	195,368.04	23,786,076.65	-23,590,708.61
402.02/1001	Bjee Geog, Ha Dzongkhag	8,761.00	1,058,645.00	-1,049,884.00
402.03/1001	Kastho Geog, Ha Dzongkhag	539.00	214,609.00	-214,070.00
402.04/1001	Sambekha Geog, Ha Dzongkhag		169,149.00	-169,149.00
402.05/1001	Sama Geog, Ha Dzongkhag	289.00	283,301.00	-283,012.00
402.06/1001	Uesu Geog, Ha Dzongkhag	708.00	237,151.00	-236,443.00
402.07/1001	Gakiling Geog, Haa Dzongkhag		862,443.00	-862,443.00
403.01/1001	Dzongkhag Administration, Paro	1,796,697.19	10,845,655.86	-9,048,958.67
403.02/1001	Dobshari Geog, Paro Dzongkhag		174,147.00	-174,147.00
403.03/1001	Dogar Geog, Paro Dzongkhag		64,641.00	-64,641.00
403.04/1001	Dotey Geog, Paro Dzongkhag		276,076.00	-276,076.00
403.05/1001	Horey Geog, Paro Dzongkhag		150,938.82	-150,938.82
403.06/1001	Lango Geog, Paro Dzongkhag		195,415.07	-195,415.07
403.07/1001	Lungni Geog, Paro Dzongkhag		239,281.00	-239,281.00
403.08/1001	Naja Geog, Paro Dzongkhag		627,912.00	-627,912.00
403.09/1001	Shaba Geog, Paro Dzongkhag	15,500.00	183,735.25	-168,235.25
403.10/1001	Tsento Geog, Paro Dzongkhag		274,775.00	-274,775.00
403.11/1001	Wangchang Geog, Paro Dzongkhag		280,069.00	-280,069.00
404.01/1001	Dzongkhag Administration, Samtse	1,246,784.97	33,192,856.52	-31,946,071.55
404.01/1002	Sipsu Drungkhag	24,142.00	12,109,464.00	-12,085,322.00
404.01/1003	Dorokha Drungkhag		2,836,497.00	-2,836,497.00

Schedule 9: Schedule Of Miscellaneous Receipts and Payments for the Fy 2014-15; By AU				
Account Number	Administrative Unit	Progressive Receipt Amount	Progressive Payment Amount	Net Amount
404.02/1001	Bara Geog, Samtse Dzongkhag		789,987.00	-789,987.00
404.03/1001	Biru Geog, Samtse Dzongkhag		9,912,670.00	-9,912,670.00
404.04/1001	Charghare Geog, Samtse Dzongkhag		916,725.00	-916,725.00
404.05/1001	Chengmari Geog, Samtse Dzongkhag		603,956.00	-603,956.00
404.06/1001	Denchhukha Geog, Samtse Dzongkhag		2,821,298.00	-2,821,298.00
404.07/1001	Dorokha Geog, Samtse Dzongkhag	64,000.00	533,246.00	-469,246.00
404.08/1001	Dumtse Geog, Samtse Dzongkhag		641,766.00	-641,766.00
404.09/1001	Ghumauney Geog, Samtse Dzongkhag		1,905,775.00	-1,905,775.00
404.10/1001	Lhahareni Geog, Samtse Dzongkhag		616,135.00	-616,135.00
404.11/1001	Tendu Geog, Samtse Dzongkhag		1,681,260.20	-1,681,260.20
404.12/1001	Nainital Geog, Samtse Dzongkhag		526,195.00	-526,195.00
404.13/1001	Pagli Geog, Samtse Dzongkhag		392,985.00	-392,985.00
404.14/1001	Samtse Geog, Samtse Dzongkhag	5,080.00	3,649,258.00	-3,644,178.00
404.15/1001	Sibusu Geog, Samtse Dzongkhag		1,049,099.19	-1,049,099.19
404.16/1001	Tading Geog, Samtse Dzongkhag		3,544,312.00	-3,544,312.00
405.01/1001	Dzongkhag Administration, Tsirang	10,896.55	14,475,572.56	-14,464,676.01
405.02/1001	Beteni Geog, Tsirang Dzongkhag		278,780.00	-278,780.00
405.03/1001	Dunglegang Geog, Tsirang Dzongkhag	352,957.00	807,273.00	-454,316.00
405.04/1001	Barshong Geog, Tsirang Dzongkhag		164,989.00	-164,989.00
405.05/1001	Gosheling Geog, Tsirang Dzongkhag		59,487.00	-59,487.00
405.06/1001	Rangthangling Geog, Tsirang Dzongkhag	30,000.00	199,502.00	-169,502.00
405.07/1001	Kikhorthang Geog, Tsirang Dzongkhag		108,896.00	-108,896.00

Schedule 9: Schedule Of Miscellaneous Receipts and Payments for the Fy 2014-15; By AU				
Account Number	Administrative Unit	Progressive Receipt Amount	Progressive Payment Amount	Net Amount
405.08/1001	Mendrelgang Geog, Tsirang Dzongkhag		141,070.00	-141,070.00
405.09/1001	Patale Geog, Tsirang Dzongkhag		339,537.00	-339,537.00
405.10/1001	Phuentenchhu Geog, Tsirang Dzongkhag	58,163.00	254,326.00	-196,163.00
405.12/1001	Tsholingkhar Geog, Tsirang Dzongkhag	399,099.00	855,743.00	-456,644.00
405.13/1001	Tsirangtoe Geog, Tsirang Dzongkhag		61,500.00	-61,500.00
406.01/1001	Dzongkhag Administration, Dagana	18,941.00	44,977,995.04	-44,959,054.04
406.01/1002	Lhamoizingkha Dungkhag, Dagana	273,727.00	46,675,028.44	-46,401,301.44
406.02/1001	Dorona Geog, Dagana Dzongkhag		1,484,853.20	-1,484,853.20
406.03/1001	Drujeygang Geog, Dagana Dzongkhag		323,651.00	-323,651.00
406.04/1001	Gesarling Geog, Dagana Dzongkhag		1,502,749.00	-1,502,749.00
406.05/1001	Goshi Geog, Dagana Dzongkhag		747,672.00	-747,672.00
406.06/1001	Kana Geog, Dagana Dzongkhag	398,640.00	1,072,711.00	-674,071.00
406.07/1001	Khebisa Geog, Dagana Dzongkhag		1,979,025.66	-1,979,025.66
406.08/1001	Lajab Geog, Dagana Dzongkhag		817,375.00	-817,375.00
406.09/1001	Tashiding Geog, Dagana Dzongkhag	34,674.00	163,869.00	-129,195.00
406.10/1001	Tshendaygang Geog, Dagana Dzongkhag		1,085,068.00	-1,085,068.00
406.11/1001	Tshangkha Geog, Dagana Dzongkhag	658,819.00	2,468,389.93	-1,809,570.93
406.12/1001	Tseza Geog, Dagana Dzongkhag		260,892.00	-260,892.00
406.13/1001	Deorali Geog, Dagana Dzongkhag	14,833.00	651,976.00	-637,143.00
406.14/1001	Lhamoizingkha Geog, Dagana Dzongkhag		317,700.00	-317,700.00
406.15/1001	Nichula Geog, Dagana Dzongkhag	180,011.00	-180,011.00	
407.01/1001	Dzongkhag Administration, Punakha		29,413,467.09	-29,413,467.09

Schedule 9: Schedule Of Miscellaneous Receipts and Payments for the Fy 2014-15; By AU				
Account Number	Administrative Unit	Progressive Receipt Amount	Progressive Payment Amount	Net Amount
407.02/1001	Chhubu Geog, Punakha Dzongkhag		845,493.37	-845,493.37
407.03/1001	Goenshari Geog, Punakha Dzongkhag		122,385.00	-122,385.00
407.04/1001	Guma Geog, Punakha Dzongkhag		590,848.00	-590,848.00
407.05/1001	Kabjisa Geog, Punakha Dzongkhag		1,521,743.00	-1,521,743.00
407.07/1001	Shengana Geog, Punakha Dzongkhag		265,633.90	-265,633.90
407.08/1001	Talo Geog, Punakha Dzongkhag		77,100.00	-77,100.00
407.09/1001	Toewang Geog, Punakha Dzongkhag		389,885.00	-389,885.00
407.10/1001	Zoma Geog, Punakha Dzongkhag		360,331.00	-360,331.00
407.11/1001	Baap Geog, Punakha	802,963.00	2,439,264.00	-1,636,301.00
407.12/1001	Toebesa Geog, Punakha		355,700.00	-355,700.00
408.01/1001	Dzongkhag Administration, Wangdue Phodrang	2,842.00	52,525,826.81	-52,522,984.81
408.02/1001	Bjena Gewog, Wangdue Phodrang Dzongkhag		43,395.00	-43,395.00
408.03/1001	Dangchhu Geog, Wangdue Phodrang Dzongkhag		720,000.00	-720,000.00
408.04/1001	Darkar Geog, Wangdue Phodrang Dzongkhag		9,845.00	-9,845.00
408.05/1001	Gangtey Geog, Wangdue Phodrang Dzongkhag	45,000.00	2,703,301.00	-2,658,301.00
408.06/1001	Gasetshogom Geog, Wangdue Phodrang Dzongkhag	230,000.00	559,425.00	-329,425.00
408.07/1001	Gasetshowom Geog, Wangdue Phodrang Dzongkhag		133,555.00	-133,555.00
408.08/1001	Kashi Geog, Wangdue Phodrang Dzongkhag		142,152.00	-142,152.00
408.09/1001	Nahi Geog, Wangdue Phodrang Dzongkhag		352,093.00	-352,093.00
408.10/1001	Nisho Geog, Wangdue Phodrang Dzongkhag		42,013.00	-42,013.00
408.11/1001	Phangyul Geog, Wangdue Phodrang Dzongkhag		24,106.00	-24,106.00
408.12/1001	Phobjee Geog, Wangdue Phodrang Dzongkhag		175,999.00	-175,999.00

Schedule 9: Schedule Of Miscellaneous Receipts and Payments for the Fy 2014-15; By AU				
Account Number	Administrative Unit	Progressive Receipt Amount	Progressive Payment Amount	Net Amount
408.13/1001	Roepa Geog, Wangdue Phodrang Dzongkhag		140,154.00	-140,154.00
408.14/1001	Sephu Geog, Wangdue Phodrang Dzongkhag		372,726.00	-372,726.00
408.15/1001	Athang Gewog, Wangdue Phodrang Dzongkhag	231,272.00	516,192.00	-284,920.00
408.16/1001	Thetshong Geog, Wangdue Phodrang Dzongkhag		29,700.00	-29,700.00
409.01/1001	Dzongkhag Administration, Bumthang		38,417,621.85	-38,417,621.85
409.02/1001	Chhoekhor Geog, Bumthang Dzongkhag		138,298.00	-138,298.00
409.03/1001	Chhume Geog, Bumthang Dzongkhag		72,107.00	-72,107.00
409.04/1001	Tang Geog, Bumthang Dzongkhag	17,005.80	2,342,011.60	-2,325,005.80
410.01/1001	Dzongkhag Administration, Sarpang	1,325,724.00	50,049,015.74	-48,723,291.74
410.01/1002	Dungkhag Administration, Gelephu	41,100.00	340,151.00	-299,051.00
410.02/1002	Samtayling Geog, Sarpang Dzongkhag		185,598.00	-185,598.00
410.03/1002	Chuzangang Geog, Sarpang Dzongkhag		314,957.00	-314,957.00
410.04/1001	Dekiling Geog, Sarpang Dzongkhag		620,091.00	-620,091.00
410.05/1001	Doeban Geog, Sarpang Dzongkhag	27,801.00	247,640.00	-219,839.00
410.06/1002	Tareything Geog, Sarpang Dzongkhag		172,048.00	-172,048.00
410.07/1002	Gelephu Geog, Sarpang Dzongkhag		939,600.00	-939,600.00
410.08/1001	Hilley Geog, Sarpang Dzongkhag		165,920.00	-165,920.00
410.09/1002	Jigmechoeling Geog, Sarpang Dzongkhag		207,369.00	-207,369.00
410.10/1002	Umling Gewog, Sarpang Dzongkhag		334,868.00	-334,868.00
410.11/1001	Singhi Geog, Sarpang Dzongkhag		121,559.00	-121,559.00
410.12/1001	Sarpangtar Geog, Sarpang Dzongkhag		1,501,446.15	-1,501,446.15
410.13/1002	Sershong Geog, Sarpang Dzongkhag		316,079.00	-316,079.00

Schedule 9: Schedule Of Miscellaneous Receipts and Payments for the Fy 2014-15; By AU				
Account Number	Administrative Unit	Progressive Receipt Amount	Progressive Payment Amount	Net Amount
411.01/1001	Dzongkhag Administration, Zhemgang		31,025,361.40	-31,025,361.40
411.01/1002	Panbang Dungkhag, Zhemgang	1,258,900.00	7,136,223.30	-5,877,323.30
411.02/1001	Bardo Geog, Zhemgang Dzongkhag		156,000.00	-156,000.00
411.03/1001	Bjoka Geog, Zhemgang		156,000.00	-156,000.00
411.04/1001	Nangkor Geog, Zhemgang Dzongkhag		317,863.00	-317,863.00
411.05/1001	Ngangla Geog, Zhemgang		429,329.00	-429,329.00
411.06/1001	Phangkhar Geog, Zhemgang Dzongkhag	3,500.00	156,000.00	-152,500.00
411.07/1001	Shingkharg Geog, Zhemgang Dzongkhag	57,695.00	663,705.00	-606,010.00
411.08/1001	Trong Geog, Zhemgang Dzongkhag		533,056.00	-533,056.00
411.09/1001	Goshing Geog, Zhemgang		360,438.00	-360,438.00
412.01/1001	Dzongkhag Administration, Trongsa	1,206,241.76	30,672,916.55	-29,466,674.79
412.03/1001	Korphu Geog, Trongsa Dzongkhag		386,998.00	-386,998.00
412.05/1001	Nubi Geog, Trongsa Dzongkhag		71,121.00	-71,121.00
412.06/1001	Tangsibji Geog, Trongsa Dzongkhag		76,890.00	-76,890.00
413.01/1001	Dzongkhag Administration, Lhuentse	19,932.00	40,403,474.36	-40,383,542.36
413.01/2002	MAGIP Project, Lhuentse Dzongkhag		1,536,589.00	-1,536,589.00
413.02/1001	Gangzur Geog, Lhuentse Dzongkhag		232,302.00	-232,302.00
413.03/1001	Jarey Geog, Lhuentse Dzongkhag		425,811.44	-425,811.44
413.04/1001	Khoma Geog, Lhuentse Dzongkhag		184,438.53	-184,438.53
413.05/1001	Kurtoe Geog, Lhuentse Dzongkhag		192,732.00	-192,732.00
413.06/1001	Minjay Geog, Lhuentse Dzongkhag		579,702.00	-579,702.00
413.07/1001	Menbi Geog, Lhuentse Dzongkhag		257,920.60	-257,920.60
413.08/1001	Metsho Geog, Lhuentse Dzongkhag	162,459.00	608,865.26	-446,406.26
413.09/1001	Tshenkharg Geog, Lhuentse Dzongkhag		227,548.00	-227,548.00

Schedule 9: Schedule Of Miscellaneous Receipts and Payments for the Fy 2014-15; By AU				
Account Number	Administrative Unit	Progressive Receipt Amount	Progressive Payment Amount	Net Amount
414.01/1001	Dzongkhag Administration, Mongar	75,800.00	37,768,896.56	-37,693,096.56
414.01/1002	Office of the Gyaltshab		679,365.40	-679,365.40
414.01/2002	MAGIP Project, Mongar		739,341.00	-739,341.00
414.02/1001	Balam Geog, Mongar Dzongkhag		59,535.00	-59,535.00
414.03/1001	Chali Geog, Mongar Dzongkhag		303,975.00	-303,975.00
414.04/1001	Chaskhar Geog, Mongar Dzongkhag		300,000.00	-300,000.00
414.06/1001	Drepong Geog, Mongar Dzongkhag		10,512.00	-10,512.00
414.07/1001	Gongdue Geog, Mongar Dzongkhag		61,359.00	-61,359.00
414.08/1001	Jurmey Geog, Mongar Dzongkhag		31,932.00	-31,932.00
414.09/1001	Kengkhar Geog, Mongar Dzongkhag		189,940.00	-189,940.00
414.10/1001	Mongar Geog, Mongar Dzongkhag		328,034.00	-328,034.00
414.11/1001	Natshang Geog, Mongar Dzongkhag		83,000.00	-83,000.00
414.12/1001	Saleng Geog, Mongar Dzongkhag		266,769.00	-266,769.00
414.13/1001	Sherimung Geog, Mongar Dzongkhag		220,262.00	-220,262.00
414.14/1001	Silambi Geog, Mongar Dzongkhag		401,774.00	-401,774.00
414.15/1001	Thangrong Geog, Mongar Dzongkhag		49,755.00	-49,755.00
414.16/1001	Tsakaling Geog, Mongar Dzongkhag		255,553.00	-255,553.00
414.17/1001	Tsamang Geog, Mongar Dzongkhag		142,583.00	-142,583.00
414.18/1001	Narang Geog, Mongar Dzongkhag		281,377.22	-281,377.22
415.01/1001	Dzongkhag Administration, Pema Gatshel	150.00	46,027,467.11	-46,027,317.11
415.01/1002	Nganglam Drungkhag		18,475,805.41	-18,475,805.41
415.01/2002	MAGIP Project, Pemagatshel Dzongkhag		1,284,328.00	-1,284,328.00
415.02/1001	Chongshing Gewog, Pema Gatshel Dzongkhag		543,748.00	-543,748.00
415.03/1001	Chhimung Geog, Pema Gatshel Dzongkhag		1,492,119.70	-1,492,119.70

Schedule 9: Schedule Of Miscellaneous Receipts and Payments for the Fy 2014-15; By AU				
Account Number	Administrative Unit	Progressive Receipt Amount	Progressive Payment Amount	Net Amount
415.04/1001	Dungme Geog, Pema Gatshel Dzongkhag	108.00	1,775,570.60	-1,775,462.60
415.05/1001	Khar Geog, Pema Gatshel Dzongkhag		1,562,214.00	-1,562,214.00
415.06/1001	Shumar geog, Pema Gatshel Dzongkhag		78,951.00	-78,951.00
415.07/1001	Yurung Geog, Pema Gatshel Dzongkhag		197,082.00	-197,082.00
415.08/1001	Zobel Geog, Pema Gatshel Dzongkhag		215,700.00	-215,700.00
415.09/1001	Decheling Gewog, Nganglam Dungkhag		1,064,578.00	-1,064,578.00
415.10/1001	Norbugang Gewog, Nganglam Dungkhag		217,070.00	-217,070.00
415.11/1001	Nanong Gewog, Pemagatshel Dzongkhag		645,000.00	-645,000.00
415.12/1001	Chokorling Gewog, Nganglam Dungkhag		1,214,151.00	-1,214,151.00
416.01/1001	Dzongkhag Administration, Samdrup Jongkhar	447,260.00	22,502,005.61	-22,054,745.61
416.01/2002	MAGIP Project, Samdrup Jongkhar Dzongkhag		1,229,685.00	-1,229,685.00
416.02/1001	Phuntshothang Geog, Samdrup Jongkhar Dzongkhag		99,999.00	-99,999.00
416.03/1001	Pemethang Geog, Samdrup Jongkhar Dzongkhag		266,952.00	-266,952.00
416.04/1001	Gomdar Geog, Samdrup Jongkhar Dzongkhag		25,000.00	-25,000.00
416.05/1001	Wangphu Geog, S/Jongkhar Dzongkhag		113,101.00	-113,101.00
416.06/1001	Langchenphu Geog, Samdrup Jongkhar Dzongkhag		191,569.00	-191,569.00
416.07/1001	Lauri Geog, Samdrup Jongkhar Dzongkhag		219,956.00	-219,956.00
416.08/1001	Martshala Geog, Samdrup Jongkhar Dzongkhag		682,280.53	-682,280.53
416.09/1001	Deothang Geog, S/Jongkhar Dzongkhag		163,450.00	-163,450.00
416.10/1001	Orong Geog, Samdrup Jongkhar Dzongkhag		326,031.00	-326,031.00
416.11/1001	Samrang Geog, Samdrup Jongkhar Dzongkhag		102,288.02	-102,288.02

Schedule 9: Schedule Of Miscellaneous Receipts and Payments for the Fy 2014-15; By AU				
Account Number	Administrative Unit	Progressive Receipt Amount	Progressive Payment Amount	Net Amount
416.12/1001	Serthi Geog, Samdrup Jongkhar Dzongkhag		132,292.00	-132,292.00
417.01/1001	Dzongkhag Administration, Trashigang	1,139,170.96	31,483,167.42	-30,343,996.46
417.01/1002	Sakteng Dungkhag, Tashigang	321,000.00	321,684.00	-684.00
417.01/1003	Thrimshing Dungkhag, Tashigang		33,154.00	-33,154.00
417.01/1004	Wamrong Dungkhag, Tashigang		52,485.00	-52,485.00
417.01/2002	MAGIP Project, Trashigang Dzongkhag		1,758,493.00	-1,758,493.00
417.05/1001	Kangpara Geog, Trashigang Dzongkhag		3,538.00	-3,538.00
417.07/1001	Lumang Geog, Trashigang Dzongkhag		1,013,000.00	-1,013,000.00
417.08/1001	Merak Geog, Trashigang Dzongkhag	1,197,202.00	1,992,385.00	-795,183.00
417.09/1001	Yangneer Geog, Trashigang Dzongkhag	6,880.00	6,880.00	0.00
417.12/1001	Sakten Geog, Trashigang Dzongkhag	42,784.00	373,539.00	-330,755.00
417.15/1001	Thrimshing Geog, Trashigang Dzongkhag		36,737.00	-36,737.00
418.01/1001	Dzongkhag Administration, Thimphu	7,250.00	19,456,709.10	-19,449,459.10
418.01/1002	Lingzhi Drungkhag		101,043.38	-101,043.38
418.02/1001	Soe Geog, Thimphu Dzongkhag		1,134,387.00	-1,134,387.00
418.03/1001	Chang Geog, Thimphu Dzongkhag		100,000.00	-100,000.00
418.04/1001	Dagala Geog, Thimphu Dzongkhag		283,996.00	-283,996.00
418.05/1001	Gayney Geog, Thimphu Dzongkhag		114,191.00	-114,191.00
418.06/1001	Kawang Geog, Thimphu Dzongkhag		745,861.00	-745,861.00
418.07/1001	Lingshi Geog, Thimphu Dzongkhag		249,320.00	-249,320.00
418.08/1001	Mewang Geog, Thimphu Dzongkhag		774,435.74	-774,435.74
418.09/1001	Naro Geog, Thimphu Dzongkhag		258,185.86	-258,185.86
419.01/1002	Gasa DZongkhag	7,559,347.88	22,016,182.73	-14,456,834.85
419.02/1002	Geonkhamed Gewog		339,913.93	-339,913.93

Schedule 9: Schedule Of Miscellaneous Receipts and Payments for the Fy 2014-15; By AU				
Account Number	Administrative Unit	Progressive Receipt Amount	Progressive Payment Amount	Net Amount
419.03/1002	Geonkhatoed Gewog		343,318.16	-343,318.16
419.04/1002	Laya Gewog		444,443.50	-444,443.50
419.05/1002	Lunana Gewog		1,187,805.44	-1,187,805.44
420.01/1001	Dzongkhag Administration, Trashhi Yangtse	99,078.00	59,452,389.33	-59,353,311.33
420.01/2002	MAGIP Project, Trashiyangtse Dzongkhag		3,524,638.00	-3,524,638.00
420.02/1001	Bumdiling Gewog, Trashhi Yangtse Dzongkhag		201,550.00	-201,550.00
420.03/1001	Jamkhar Gewog, Trashhi Yangtse Dzongkhag		136,110.00	-136,110.00
420.04/1001	Khamdang Gewog, Trashhi Yangtse Dzongkhag		124,990.00	-124,990.00
420.05/1001	Ramjar Gewog, Trashhi Yangtse Dzongkhag		58,852.00	-58,852.00
420.06/1001	Toetsho Gewog, Trashhi Yangtse Dzongkhag		281,360.00	-281,360.00
420.07/1001	Tongshang Gewog, Trashhi Yangtse Dzongkhag		1,215,795.00	-1,215,795.00
420.08/1001	Yalang Gewog, Trashhi Yangtse Dzongkhag		218,950.00	-218,950.00
420.09/1001	Yangtse Gewog, Trashhi Yangtse Dzongkhag		1,163,264.00	-1,163,264.00
Total		300,346,292.33	2,893,385,456.96	-2,593,039,164.63

Schedule 10: Schedule of uncashed cheques of the FY 2014-15			
Sl. No	Account No.	Operating Unit	Uncashed Cheques
1	104.01/1001	National Council Secretariat, Thimphu	18,153.90
2	106.01/1001	High Court, Thimphu	7,000.00
3	106.01/1002	District Court, Thimphu	2,044.00
4	106.01/1007	District Court, Tsirang	343.00
5	106.01/1011	District Court, Samdrup Jongkhar	100.00
6	106.01/1014	District Court, Trongsa	9,111.00
7	106.01/1016	District Court, Dagana	1,057.00
8	106.01/1018	District Court, Pema Gatshel	7,528.00
9	106.01/1021	District Court, Trashi Yangtse	8,324.00
10	106.01/1030	Drungkhag Court, Nanglam	42,496.00
11	106.01/1032	Drungkhag Court, Lingshi	2,330.00
12	106.01/1037	Supreme Court	61,260.00
13	106.01/1039	District Court Gasa	284,903.00
14	109.01/1001	Election Commissioner Office, Thimphu	33,420.00
15	110.01/1002	Regional Royal Audit Authority (East), S/Jongkhar	35,224.00
16	110.01/1003	Regional Royal Audit Authority (Central), Bumthang	5,200.00
17	110.01/1005	Office of Assistant Auditor General - Western Region	465,000.00
18	111.01/1001	Cabinet Secretariat, Thimphu	81,344.00
19	113.01/1001	Bhutan Olympic Committee, Thimphu	179,785.00
20	115.01/1001	National Land Commission, Thimphu	18,545.00
21	117.01/1001	GNH Commission Secretariat, Thimphu	5,976.00
22	117.01/2003	Sustainable Development Secretariat (SDS), Thimphu	106.78
23	118.01/1001	National Environment Commission, Thimphu.	20,000.00
24	118.01/2004	Green-House Gas Project, NEC, Thimphu	18,117.00
25	119.01/1001	Royal Institute of Management, Semtokha	310,819.35
26	120.01/2002	College of Natural Resources, Lobesa	11,305.00
27	122.01/1001	Bhutan Narcotic Control Agency, Thimphu	15,104.00
28	124.01/1001	Thimphu Thromdey Schools, City Corporation, Thimphu	49,748.00
29	124.01/1004	Gelephu Thromde Schools	4,214.00
30	126.01/1002	HTMTI-Construction Project	233.00
31	132.01/1002	University of Medical Sciences	3,456.00
32	135.01/1001	Civil Society Organization Authority	5,000.00
33	201.01/1001	Ministry of Home and Cultural Affairs, Thimphu	934,531.00
34	201.01/1002	Department of Civil Registration & Census, MoHCA, Thimphu	1,460,370.00
35	201.01/1006	Department of Disaster Management, MoHCA, Thimphu	3,560.00
36	201.01/1007	Royal Bhutan Police, HQ	4,500,726.28
37	201.01/1010	Ministry of Home and Cultural Affairs, Thimphu	15,169.00
38	201.01/1012	Regional Immigration Office, MoHCA, Phuentsholing	730.00
39	201.01/1018	Royal Bhutan Police, Phuentsholing	34,815.00
40	201.01/1019	Royal Bhutan Police, Samdrup Jongkhar	12,300.00
41	201.01/1020	Royal Bhutan Police, Samtse	3,030.76
42	201.01/1021	Royal Bhutan Police, Gelephu	218,508.52
43	201.01/1022	Jail Services, Royal Bhutan Police	2,911.00

Schedule 10: Schedule of uncashed cheques of the FY 2014-15			
Sl. No	Account No.	Operating Unit	Uncashed Cheques
44	201.01/1023	Fire Fighting Services, Royal Bhutan Police	2,917.00
45	201.01/1028	Royal Bhutan Police, Training Centre- Jigmeling (Sarpang)	6,100.00
46	201.01/1029	Royal Bhutan Police, Training Centre- Tashigatshel (Chukha)	19,000.00
47	201.01/1030	Royal Bhutan Police, Paro	8,323.00
48	201.01/1031	Royal Bhutan Police, Punakha	28,500.00
49	201.01/1032	Royal Bhutan Police, Wangdue Phodrang	1,304.00
50	201.01/2001	Disaster Mgt. Division, MoHCA, Thimphu	635.00
51	201.01/2015	Local Governance Sustainable Development Program (LGSDP), MOHCA	38,756.00
52	201.01/2017	Wangduephodrang Dzong Reconstruction Project	27,122.00
53	201.01/2018	Trashigang Dzong Conservation Project	11,618.00
54	201.01/2019	Paro Tadzong Conservation Project	3,000.00
55	202.01/1001	Ministry of Finance Secretariat, Thimphu	605,635.50
56	202.01/1005	Department of National Properties, MoF, Thimphu	1,090.00
57	202.01/1006	Department of Public Accounts (CPE), Thimphu	300,000,000.00
58	202.01/1010	Regional Revenue & Customs Office, S/Jongkhar	1,399.00
59	203.01/1001	Ministry of Foreign Affairs, Thimphu	24,920.00
60	204.01/1001	Ministry of Agriculture and Forests Secretariat	9,565.00
61	204.01/1002	Department of Agriculture, MoA, Thimphu	44,042.50
62	204.01/1006	Bhutan Agriculture & Food Regulatory Authority (BAFRA), MoA, Thimphu	80,960.81
63	204.01/1007	National Biodiversity Centre, Serbithang	8,861.00
64	204.01/1008	Agriculture Machinery Centre, Paro	951.00
65	204.01/1009	Post Harvest Unit, MOA, Paro	8,640.00
66	204.01/1016	National Livestock Breeding Programme, Yusipang	49,291.40
67	204.01/1028	Livestock Central Store, Phuntsholing	6,698.00
68	204.01/1032	Regional Mithun Breeding Farm, Arong	20,016.00
69	204.01/1035	Divisional Forest Office, Zhemgang	598,606.60
70	204.01/1038	Bomdeling Wildlife Sanctuary, Trashy Yangtse	216,237.00
71	204.01/1043	Divisional Forest Office, Wangdue Phodrang	92,266.00
72	204.01/1045	Forestry Services Division, Trashigang	3,100.00
73	204.01/1047	Divisional Forest Office, S/Jongkhar	86.00
74	204.01/1052	Divisional Forest Office, Bumthang	8,041.00
75	204.01/1062	National Pig Breeding Centre, Gelephu	17,360.00
76	204.01/2006	Royal Botanical and Recreational Parks Division, MoA	1,040.40
77	204.01/2016	Ugyen Wangchuck Institute for Conservation and Environment	39,827.99
78	205.01/1003	Department of Geology & Mines, MTEA, Thimphu	360,366.00
79	205.01/1005	Department of Industry, MTEA, Thimphu	1,324.17
80	205.01/1007	Regional Trade & Industry Office, MTI, Phuentsholing	4,410.00
81	205.01/1010	Regional Trade & Industry Office, Mongar	14,374.00
82	205.01/1011	Dept. of Geology & Mines (Deposit Works), MTI, Thimphu	1,381,001.64
83	205.01/1013	Department of HydroPower & Power Systems	265.00

Schedule 10: Schedule of uncashed cheques of the FY 2014-15			
Sl. No	Account No.	Operating Unit	Uncashed Cheques
84	205.01/1014	Department of Renewable Energy	306,350.00
85	205.01/1015	Department of HydroMet Services	600.00
86	205.01/2008	Flood Warning Services ,Dept. of Hydro Met Services (FIC 0212)	720.00
87	206.01/1001	Secretariat, Ministry of Works & Human Settlement, Thimphu	8,193.00
88	206.01/1002	Department of Roads, Thimphu	66,454.00
89	206.01/1005	Field Roads Maintenance Division, DOR, Lobesa	497.00
90	206.01/1006	Field Roads Maintenance Division, DOR, Trashigang	96,000.00
91	206.01/1007	Field Roads Maintenance Division, DOR, Phuentsholing	13,103.36
92	206.01/1009	Field Roads Maintenance Division, DOR, Lingmithang	124,970.00
93	206.01/1010	Field Roads Maintenance Division, DOR, Trongsa	600.00
94	206.01/1014	Central Stores Unit, DoR, Phuentsholing (Deposit Work)	1,696,494.00
95	206.01/1017	Department of Human Settlement, MoWHS	7,987.00
96	206.01/1018	Project Management Office for Gomphu - Pangbang & Mamung - Digala Road Project	13,814.99
97	206.01/1019	Field Road Division, Department of Road, Samdrup Jongkhar	194,226.00
98	206.01/1020	Phuentsholing Thromdey	29,712.00
99	206.01/2001	Project Coordination Unit, RAP- II, DoR, Thimphu	370.00
100	206.01/2005	Gyelposhing-Nganglam Road Project, DOR, Lingmithang	60,211.00
101	206.01/2006	UIDP-ADB, DUDES, MoWHS, Thimphu	200.00
102	206.01/2023	Department of Engineering Section, MoWHS	1,784.00
103	207.01/1002	Department of Air Transport (DoAT)	1,269.00
104	207.01/1003	Roads Safety and Transport Authority, MOIC	121,571.04
105	207.01/1004	Regional Transport Office, RSTA, Phuentsholing	9,226.00
106	208.01/1006	Central Regional Referral Hospital, Gelephu	93,372.99
107	208.01/1010	Phuentsholing General Hospital	10,491.48
108	208.01/1011	Department of Traditional Medicine Services (DTMS), MoH	9,553.86
109	208.01/2004	RENEW Secretariat, Thimphu	4,189.00
110	208.01/2016	International Assistance, Ministry of Health, Thimphu	3,956.00
111	209.01/1003	Department of School Education, MoE, Thimphu	100.00
112	209.01/2008	Deptt. of Youth & Sports, Ministry of Education, Thimphu	6,399.00
113	210.01/1003	Bhutan Vocational Qualification Authority, Thimphu	294.00
114	210.01/1005	Department of Employment, MoLHR	106,955.02
115	210.01/1007	National Institute for Zorig Chusum, Thimphu.	13,000.00
116	210.01/1014	Thimphu Institute of Automobile Engineering, MoLHR	6,750.00
117	401.01/1001	Dzongkhag Administration, Chhukha	17,502.00
118	401.02/1001	Sampheling Geog, Chhukha	3,900.00
119	401.04/1001	Chapcha Geog. Chhukha Dzongkhag	2,550.00
120	401.07/1001	Darla Geog, Chhukha	34,883.00
121	401.11/1001	Metakha Geog, Chhukha Dzongkhag	60,999.00
122	402.01/1001	Dzongkhag Administration, Haa	24,325.34
123	403.01/1001	Dzongkhag Administration, Paro	99,347.00

Schedule 10: Schedule of uncashed cheques of the FY 2014-15

Sl. No	Account No.	Operating Unit	Uncashed Cheques
124	403.04/1001	Dotey Geog, Paro Dzongkhag	0.89
125	403.08/1001	Naja Geog, Paro Dzongkhag	40,000.00
126	403.09/1001	Shaba Geog, Paro Dzongkhag	300,000.00
127	404.01/1001	Dzongkhag Administration, Samtse	106,396.00
128	404.01/1003	Dorokha Drungkhag	2,320.00
129	404.03/1001	Biru Geog, Samtse Dzongkhag	8,650.00
130	405.01/1001	Dzongkhag Administration, Tsirang	2,783.00
131	405.04/1001	Barshong Geog, Tsirang Dzongkhag	1,311.00
132	405.06/1001	Rangthangling Geog, Tsirang Dzongkhag	3,111.00
133	405.09/1001	Patale Geog, Tsirang Dzongkhag	405.00
134	405.12/1001	Tsholingkar Geog, Tsirang Dzongkhag	18,718.00
135	405.13/1001	Tsirangtoe Geog, Tsirang Dzongkhag	1,823.00
136	406.01/1001	Dzongkhag Administration, Dagana	21,093.00
137	406.03/1001	Drujeygang Geog, Dagana Dzongkhag	1,070.47
138	406.04/1001	Gesarling Geog, Dagana Dzongkhag	84,080.00
139	406.05/1001	Goshi Geog, Dagana Dzongkhag	577,395.00
140	406.12/1001	Tseza Geog, Dagana Dzongkhag	105,488.00
141	407.01/1001	Dzongkhag Administration, Punakha	3,060.00
142	407.08/1001	Talo Geog, Punakha Dzongkhag	2,933.00
143	407.09/1001	Toewang Geog, Punakha Dzongkhag	50,771.00
144	408.01/1001	Dzongkhag Administration, Wangdue Phodrang	95,843.08
145	408.02/1001	Bjena Gewog, Wangdue Phodrang Dzongkhag	11,220.00
146	409.01/1001	Dzongkhag Administration, Bumthang	42,898.00
147	410.01/1001	Dzongkhag Administration, Sarpang	52,749.00
148	410.02/1002	Samtayling Geog, Sarpang Dzongkhag	1,514.00
149	410.07/1002	Gelephu Geog, Sarpang Dzongkhag	573.00
150	410.11/1001	Singhi Geog, Sarpang Dzongkhag	10,351.00
151	411.01/1001	Dzongkhag Administration, Zhemgang	18,400.00
152	412.01/1001	Dzongkhag Administration, Trongsa	7,073.00
153	412.02/1001	Dragteng Geog, Trongsa Dzongkhag	311.00
154	412.03/1001	Korphu Geog, Trongsa Dzongkhag	200.00
155	412.04/1001	Langthel Geog, Trongsa Dzongkhag	200.00
156	412.05/1001	Nubi Geog, Trongsa Dzongkhag	400.00
157	412.06/1001	Tangbi Geog, Trongsa Dzongkhag	200.00
158	413.01/1001	Dzongkhag Administration, Lhuentse	50,314.00
159	413.09/1001	Tshenkhar Geog, Lhuentse Dzongkhag	9,750.00
160	414.01/1001	Dzongkhag Administration, Mongar	46,200.00
161	414.01/2002	MAGIP Project, Mongar	100,000.00
162	414.04/1001	Chaskhar Geog, Mongar Dzongkhag	626,002.00
163	414.07/1001	Gongdue Geog, Mongar Dzongkhag	26,904.00
164	414.08/1001	Jurmey Geog, Mongar Dzongkhag	18,300.00
165	414.09/1001	Kengkhar Geog, Mongar Dzongkhag	20,580.00
166	414.14/1001	Silambi Geog, Mongar Dzongkhag	7,540.00
167	415.01/1001	Dzongkhag Administration, Pema Gatshel	368,212.00

Schedule 10: Schedule of uncashed cheques of the FY 2014-15			
Sl. No	Account No.	Operating Unit	Uncashed Cheques
168	415.01/1002	Nganglam Drungkhag	1,364.00
169	415.02/1001	Chongshing Gewog, Pema Gatshel Dzongkhag	200.00
170	415.05/1001	Khar Geog, Pema Gatshel Dzongkhag	200.00
171	415.06/1001	Shumar geog, Pema Gatshel Dzongkhag	200.00
172	416.01/1001	Dzongkhag Administration, Samdrup Jongkhar	5,514.00
173	416.02/1001	Phuntshothang Geog, Samdrup Jongkhar Dzongkhag	200.00
174	416.03/1001	Pemethang Geog, Samdrup Jongkhar Dzongkhag	1,292.00
175	416.05/1001	Wangphu Geog, S/Jongkhar Dzongkhag	3,256.00
176	416.08/1001	Martshala Geog, Samdrup Jongkhar Dzongkhag	2,131.92
177	417.01/1001	Dzongkhag Administration, Trashigang	151,626.00
178	417.01/1002	Sakteng Dungkhag, Tashigang	6,482.00
179	417.01/1003	Thrimshing Dungkhag, Tashigang	51,500.00
180	417.01/1004	Wamrong Dungkhag, Tashigang	1,038,662.00
181	417.02/1001	Bartsham Geog, Trashigang Dzongkhag	171.00
182	417.03/1001	Bidung Geog, Trashigang Dzongkhag	602.00
183	417.08/1001	Merak Geog, Trashigang Dzongkhag	4,717.00
184	417.09/1001	Yangneer Geog, Trashigang Dzongkhag	6,565.00
185	417.10/1001	Phongmey Geog, Trashigang Dzongkhag	103,760.00
186	417.11/1001	Radhi Geog, Trashigang Dzongkhag	1,368.00
187	418.01/1001	Dzongkhag Administration, Thimphu	69,341.00
188	418.06/1001	Kawang Geog, Thimphu Dzongkhag	1,600.00
189	419.01/1002	Gasa DZongkhag	57,860.00
190	419.03/1002	Geonkhatoed Gewog	16,880.00
191	419.04/1002	Laya Gewog	102,799.42
192	420.01/1001	Dzongkhag Administration, Trashi Yangtse	38,247.00
193	420.05/1001	Ramjar Gewog, Trashi Yangtse Dzongkhag	3,256.00
Total			320,411,406.46

SCHEDULE 11: SCHEDULE OF ADVANCES AND SUSPENSE FOR THE FY 2014-15				
Account Number	Operating Unit	Receipt	Payment	Net Amount
Schedule 11.1: Schdule of Personal Advances for the FY 2014-15				
101.01/1001	His Majesty's Secretariat, Thimphu	776,433.00	862,939.00	-86,506.00
102.01/1001	Secretariat of His Majesty the Fourth Druk Gyalpo	389,280.00	389,280.00	0.00
103.01/1001	National Assembly of Bhutan, Thimphu	8,273,084.45	8,291,084.45	-18,000.00
104.01/1001	National Council Secretariat, Thimphu	6,377,407.50	6,377,407.50	0.00
105.01/1001	Central Monastic Secretariat, Thimphu	843,847.00	718,112.00	125,735.00
105.01/1002	Central Monk Bodies (Rabdey), CRA, Thimphu	1,361,600.00	1,361,600.00	0.00
105.01/1003	HM Secretariat, Council for Religious Affairs	5,000.00	5,000.00	0.00
105.01/2001	Religion & Health Project, Central Monastic Secretariat, Thimphu	40,000.00	40,000.00	0.00
106.01/1001	High Court, Thimphu	819,813.55	807,657.30	12,156.25
106.01/1002	District Court, Thimphu	262,000.00	249,000.00	13,000.00
106.01/1003	District Court, Trashigang	57,000.00	57,000.00	0.00
106.01/1004	District Court, Wangdue Phodrang	175,000.00	175,000.00	0.00
106.01/1005	District Court, Punakha	369,300.00	358,000.00	11,300.00
106.01/1006	District Court, Sarpang	69,000.00	69,000.00	0.00
106.01/1007	District Court, Tsirang	114,000.00	114,000.00	0.00
106.01/1008	District Court, Paro	189,126.00	189,126.00	0.00
106.01/1009	District Court, Chhukha	130,000.00	130,000.00	0.00
106.01/1010	District Court, Samtse	83,000.00	83,000.00	0.00
106.01/1011	District Court, Samdrup Jongkhar	246,260.00	246,260.00	0.00
106.01/1012	District Court, Mongar	243,400.00	243,400.00	0.00
106.01/1013	District Court, Haa	272,500.00	262,500.00	10,000.00
106.01/1014	District Court, Trongsa	118,500.00	118,500.00	0.00
106.01/1015	District Court, Zhemgang	369,700.00	369,700.00	0.00
106.01/1016	District Court, Dagana	112,000.00	112,000.00	0.00
106.01/1017	District Court, Lhuentse	387,260.00	387,260.00	0.00
106.01/1018	District Court, Pema Gatshel	204,500.00	204,500.00	0.00
106.01/1019	District Court, Bumthang	95,000.00	95,000.00	0.00
106.01/1021	District Court, Trashigang Yangtse	238,000.00	238,000.00	0.00
106.01/1022	Dungkhag Court, Phuentsholing	59,250.00	59,250.00	0.00
106.01/1023	Dungkhag Court, Wamrong	9,000.00	9,000.00	0.00
106.01/1024	Dungkhag Court, Gelephu	61,000.00	61,000.00	0.00

SCHEDULE 11: SCHEDULE OF ADVANCES AND SUSPENSE FOR THE FY 2014-15				
Account Number	Operating Unit	Receipt	Payment	Net Amount
106.01/1025	Drungkhag Court, Lhamoi Zhingkha	128,000.00	128,000.00	0.00
106.01/1026	Drungkhag Court, Dorokha	80,000.00	80,000.00	0.00
106.01/1027	Drungkhag Court, Sipsoo	19,000.00	19,000.00	0.00
106.01/1030	Drungkhag Court, Nanglam	88,500.00	88,500.00	0.00
106.01/1031	Drungkhag Court, Weringla	15,000.00	15,000.00	0.00
106.01/1032	Drungkhag Court, Lingshi	205,000.00	205,000.00	0.00
106.01/1033	Drungkhag Court, Jomotsangkha	15,000.00	15,000.00	0.00
106.01/1035	Drungkhag Court, Sakteng	25,000.00	25,000.00	0.00
106.01/1036	Drungkhag Court, Sombaykha	208,000.00	208,000.00	0.00
106.01/1037	Supreme Court	1,044,847.14	1,049,104.00	-4,256.86
106.01/1039	District Court Gasa	0.00	54,000.00	-54,000.00
107.01/1001	Royal Civil Service Commission, Thimphu	2,558,417.00	2,764,173.00	-205,756.00
108.01/1001	Anti-Corruption Commission	3,469,955.00	3,110,820.57	359,134.43
108.01/2001	Anti-Corruption Commission	4,850,368.15	4,850,368.15	0.00
109.01/1001	Election Commissioner Office, Thimphu	1,439,839.40	1,126,675.40	313,164.00
110.01/1001	Royal Audit Authority, Thimphu	11,191,448.65	11,805,091.50	-613,642.85
110.01/1002	Regional Royal Audit Authority (East), S/ Jongkhar	1,471,502.00	1,501,600.00	-30,098.00
110.01/1003	Regional Royal Audit Authority (Central), Bumthang	1,601,560.00	1,601,560.00	0.00
110.01/1004	Regional Royal Audit Authority (West), Tsirang	2,026,702.00	2,007,450.00	19,252.00
110.01/1005	Office of Assistant Auditor General - Western Region	139,796.00	175,000.00	-35,204.00
110.01/2001	Royal Audit Authority, Thimphu	382,000.00	382,000.00	0.00
111.01/1001	Cabinet Secretariat, Thimphu	448,573.00	458,573.00	-10,000.00
112.01/1001	Office of Legal Affairs, Thimphu	2,210,241.40	2,567,496.40	-357,255.00
114.01/1001	Dzongkha Development Commission, Thimphu	166,954.00	144,354.00	22,600.00
115.01/1001	National Land Commission, Thimphu	1,432,185.00	1,496,847.00	-64,662.00
116.01/1001	Centre for Bhutan Studies, Thimphu	6,271,790.00	6,271,790.00	0.00

SCHEDULE 11: SCHEDULE OF ADVANCES AND SUSPENSE FOR THE FY 2014-15				
Account Number	Operating Unit	Receipt	Payment	Net Amount
117.01/1001	GNH Commission Secretariat, Thimphu	1,583,025.40	2,626,433.77	-1,043,408.37
118.01/1001	National Environment Commission, Thimphu.	2,414,663.07	2,269,946.07	144,717.00
118.01/2004	Green-House Gas Project, NEC, Thimphu	59,755.00	58,455.00	1,300.00
119.01/1001	Royal Institute of Management, Semtokha	2,239,645.60	2,239,645.60	0.00
119.01/2004	Royal Institute of Management, Semtokha	705,276.00	705,276.00	0.00
121.01/1001	National Statistical Bureau, Thimphu	205,000.00	205,000.00	0.00
122.01/1001	Bhutan Narcotic Control Agency, Thimphu	203,703.00	203,703.00	0.00
123.01/1001	Bhutan InfoComm & Media Authority, Thimphu	468,898.00	471,480.00	-2,582.00
124.01/1001	Thimphu Thromdey Schools, City Corporation, Thimphu	439,878.06	443,176.00	-3,297.94
124.01/1002	Phuentsholing Thromde School	19,100.00	34,100.00	-15,000.00
124.01/1003	Samdrup Jongkhar Thromde Schools	121,400.00	121,400.00	0.00
124.01/1004	Gelephu Thromde Schools	1,167,409.00	1,167,409.00	0.00
125.01/1001	Drug Regulatory Authority	943,990.00	943,990.00	0.00
126.01/1001	Tourism Council of Bhutan	3,602,681.20	3,582,831.20	19,850.00
126.01/1002	HTMTI-Construction Project	305,500.00	308,000.00	-2,500.00
126.01/1003	Royal Institute for Tourism & Hospitality	1,197,732.50	1,197,732.50	0.00
127.01/1001	National Commission for Women & Children	307,727.00	309,000.00	-1,273.00
127.01/2003	National Commission for Women & Children	23,962.00	23,962.00	0.00
129.01/1001	Bhutan Council for School Examination and Assessment	672,348.00	672,348.00	0.00
130.01/1001	Royal Privy Council, Thimphu.	940,500.00	940,500.00	0.00
131.01/1001	Bhutan Standards Bureau	2,766,120.60	2,766,120.60	0.00
132.01/1002	University of Medical Sciences	65,000.00	70,400.00	-5,400.00
134.01/1001	Bhutan National Legal Institute	2,193,861.20	2,193,861.20	0.00
135.01/1001	Civil Society Organization Authority	77,000.00	80,000.00	-3,000.00

SCHEDULE 11: SCHEDULE OF ADVANCES AND SUSPENSE FOR THE FY 2014-15				
Account Number	Operating Unit	Receipt	Payment	Net Amount
136.01/1001	Jigme Dorji Wangchuck National Referral Hospital	1,044,137.00	1,044,137.00	0.00
201.01/1001	Ministry of Home and Cultural Affairs, Thimphu	1,834,747.70	1,834,747.70	0.00
201.01/1002	Department of Civil Registration & Census, MoHCA, Thimphu	678,196.00	661,000.00	17,196.00
201.01/1003	Department of Culture, MoHCA, Thimphu	2,797,893.25	2,881,051.25	-83,158.00
201.01/1004	Department of Local Governance, MoHCA	297,000.00	297,000.00	0.00
201.01/1005	Department of Immigration, MoHCA, Thimphu	392,251.00	392,251.00	0.00
201.01/1006	Department of Disaster Management, MoHCA, Thimphu	84,000.00	84,000.00	0.00
201.01/1007	Royal Bhutan Police, HQ	368,577.00	321,000.00	47,577.00
201.01/1011	Regional Immigration Office, MoHCA, Gelephu	202,800.00	202,800.00	0.00
201.01/1012	Regional Immigration Office, MoHCA, Phuentsholing	294,239.00	299,000.00	-4,761.00
201.01/1013	Regional Immigration Office, MoHCA, Samdrup Jongkhar	436,000.00	436,000.00	0.00
201.01/1014	Regional Immigration Office, MoHCA, Samtse	291,302.00	291,302.00	0.00
201.01/1015	National Museum, Paro	27,000.00	27,000.00	0.00
201.01/1016	The Tower of Trongsa Museum, Ta Dzong, Trongsa	89,000.00	89,000.00	0.00
201.01/1018	Royal Bhutan Police, Phuentsholing	40,000.00	65,000.00	-25,000.00
201.01/1019	Royal Bhutan Police, Samdrup Jongkhar	32,500.00	40,000.00	-7,500.00
201.01/1022	Jail Services, Royal Bhutan Police	108,745.00	101,245.00	7,500.00
201.01/1023	Fire Fighting Services, Royal Bhutan Police	53,500.00	54,500.00	-1,000.00
201.01/2015	Local Governance Sustainable Development Program (LGSDP), MOHCA	1,090,530.00	60,384.00	1,030,146.00
201.01/2021	Gasa Dzong Conservation Project, Department of Culture, MoHCA	300,900.00	300,900.00	0.00

SCHEDULE 11: SCHEDULE OF ADVANCES AND SUSPENSE FOR THE FY 2014-15				
Account Number	Operating Unit	Receipt	Payment	Net Amount
202.01/1001	Ministry of Finance Secretariat, Thimphu	2,654,846.00	2,793,857.35	-139,011.35
202.01/1002	Department of Public Accounts	120,000.00	120,000.00	0.00
202.01/1003	Department of National Budget, Ministry of Finance, Thimphu	107,166.00	107,166.00	0.00
202.01/1004	Department of Revenue and Customs, Ministry of Finance, Thimphu	132,583.00	132,583.00	0.00
202.01/1005	Department of National Properties, MoF, Thimphu	1,626,594.00	1,610,594.00	16,000.00
202.01/1007	Regional Revenue & Customs Office, Thimphu	759,411.00	759,411.00	0.00
202.01/1008	Regional Revenue & Customs Office, P/ling	922,289.00	922,289.00	0.00
202.01/1009	Regional Revenue & Customs, Gelephu	782,012.00	782,012.00	0.00
202.01/1010	Regional Revenue & Customs Office, S/Jongkhar	989,800.00	999,800.00	-10,000.00
202.01/1011	Regional Revenue & Customs Office, Samtse	698,000.00	698,000.00	0.00
202.01/1012	Regional Revenue & Customs Office, Paro	280,960.00	280,960.00	0.00
202.01/1013	Regional Revenue & Customs Office, Mongar	903,200.00	903,200.00	0.00
202.01/1014	Regional Revenue & Customs Office, MoF, Bumthang	460,000.00	460,000.00	0.00
202.01/1019	Liaison and Transit Office Customs, Kolkata	250,000.00	250,000.00	0.00
203.01/1001	Ministry of Foreign Affairs, Thimphu	1,700,893.00	1,700,893.00	0.00
203.01/1003	Permanent Mission of Bhutan, Ministry of Foreign Affairs, Geneva, Switzerland	2,678,624.00	2,678,624.00	0.00
203.01/1005	Royal Bhutanese Embassy, Ministry of Foreign Affairs, Dhaka, Bangladesh	242,409.00	242,409.00	0.00
203.01/1007	Royal Bhutanese Embassy, Ministry of Foreign Affairs, Bangkok, Thailand	1,261,287.26	1,781,379.32	-520,092.06
203.01/1008	Royal Bhutanese Consulate, Ministry of Foreign Affairs, Kolkotta, India	471,250.00	471,250.00	0.00

SCHEDULE 11: SCHEDULE OF ADVANCES AND SUSPENSE FOR THE FY 2014-15				
Account Number	Operating Unit	Receipt	Payment	Net Amount
203.01/1009	Royal Bhutanese Embassy, Brussels, Belgium	1,050,146.23	1,050,146.23	0.00
204.01/1001	Ministry of Agriculture and Forests Secretariat	6,187,510.45	6,060,725.65	126,784.80
204.01/1002	Department of Agriculture, MoA, Thimphu	895,141.00	895,141.00	0.00
204.01/1003	Department of Livestock, MoA, Thimphu	293,000.00	293,000.00	0.00
204.01/1004	Department of Forests and Park Services, MOA, Thimphu	2,562,495.50	2,562,495.50	0.00
204.01/1005	Council of RNR Research of Bhutan, CoRRB	61,390.00	61,390.00	0.00
204.01/1006	Bhutan Agriculture & Food Regulatory Authority (BAFRA), MoA, Thimphu	1,239,488.00	1,095,488.00	144,000.00
204.01/1007	National Biodiversity Centre, Serbithang	5,006,954.50	5,006,954.50	0.00
204.01/1008	Agriculture Machinery Centre, Paro	102,207.65	102,207.65	0.00
204.01/1009	Post Harvest Unit, MOA, Paro	469,000.00	469,000.00	0.00
204.01/1010	Central Machinery Unit, MOA, Bumthang	810,700.00	810,700.00	0.00
204.01/1011	National Plant Protection Center, Sempokha	261,000.00	293,000.00	-32,000.00
204.01/1012	National Soil Service Centre, Sempokha	461,500.00	461,500.00	0.00
204.01/1013	National Center for Animal Health, Serbithang	361,283.00	361,283.00	0.00
204.01/1014	National Centre for Aquaculture (NCA)	288,000.00	288,000.00	0.00
204.01/1015	National Horse & Brown Swiss Cross Breeding Program, Bumthang	340,000.00	340,000.00	0.00
204.01/1016	National Livestock Breeding Programme, Yusipang	161,000.00	161,000.00	0.00
204.01/1017	National Feed & Fodder Development Programme, Bumthang	546,900.00	546,900.00	0.00
204.01/1018	Regional Livestock Development Centre	143,000.00	143,000.00	0.00
204.01/1019	Regional Poultry Breeding Centre, Paro	43,000.00	43,000.00	0.00
204.01/1020	National Pig Breeding Centre, Wangchutaba	66,000.00	66,000.00	0.00

SCHEDULE 11: SCHEDULE OF ADVANCES AND SUSPENSE FOR THE FY 2014-15				
Account Number	Operating Unit	Receipt	Payment	Net Amount
204.01/1021	National Sheep Breeding Farm, Bumthang	105,000.00	105,000.00	0.00
204.01/1022	Brown Swiss Farm, Bumthang	756,604.00	611,848.00	144,756.00
204.01/1023	National Jersey Breeding Farm, Samtse	107,000.00	66,000.00	41,000.00
204.01/1024	Regional Livestock Development Centre, DoL, MoA, Zhemgang	272,291.00	272,291.00	0.00
204.01/1025	Regional Veterinary Laboratory, Tsimalakha	540,400.00	540,400.00	0.00
204.01/1026	National Poultry Breeding Farm, Sarpang	505,520.00	486,150.00	19,370.00
204.01/1027	Regional Veterinary Laboratory, Kanglung	895,392.00	824,322.00	71,070.00
204.01/1028	Livestock Central Store, Phuntsholing	444,828.18	444,828.18	0.00
204.01/1029	Cold Water Fish Culture Centre (CWFCC), Haa	242,000.00	242,000.00	0.00
204.01/1030	Calf Rearing Centre, Wangkha, Chhukha	248,348.00	248,348.00	0.00
204.01/1031	Regional Livestock Breeding Centre, Lingmithang	140,000.00	140,000.00	0.00
204.01/1032	Regional Mithun Breeding Farm, Arong	71,500.00	71,500.00	0.00
204.01/1033	National Nublang Farm, Tashiyangphu	70,000.00	70,000.00	0.00
204.01/1034	Regional Mithun Breeding Farm, Zhemgang	100,000.00	100,000.00	0.00
204.01/1035	Divisional Forest Office, Zhemgang	375,000.00	375,000.00	0.00
204.01/1036	Sakten Wildlife Sanctuary, Trashigang	225,500.00	225,500.00	0.00
204.01/1037	Jigme Singye Wangchuk National Park, Trongsa	190,000.00	190,000.00	0.00
204.01/1038	Bumdeling Wildlife Sanctuary, Trashy Yangtse	239,000.00	251,000.00	-12,000.00
204.01/1039	Jigme Dorji National Park, Gasa	141,300.00	187,250.00	-45,950.00
204.01/1040	Royal Manas National Park, Gelephu	1,445,208.00	1,445,208.00	0.00
204.01/1041	Thrumshingla National Park, Ura, Bumthang	644,650.00	644,650.00	0.00
204.01/1042	Divisional Forest Office, Gedu	303,500.00	312,000.00	-8,500.00

SCHEDULE 11: SCHEDULE OF ADVANCES AND SUSPENSE FOR THE FY 2014-15				
Account Number	Operating Unit	Receipt	Payment	Net Amount
204.01/1043	Divisional Forest Office, Wangdue Phodrang	1,384,201.00	1,384,201.00	0.00
204.01/1044	Divisional Forest Office, Thimphu	462,600.00	462,600.00	0.00
204.01/1045	Forestry Services Division, Trashigang	250,000.00	250,000.00	0.00
204.01/1046	Divisional Forest Office, Samtse	77,348.00	77,348.00	0.00
204.01/1047	Divisional Forest Office, S/ Jongkhar	441,419.00	415,419.00	26,000.00
204.01/1048	Divisional Forest Office, Paro	272,000.00	272,000.00	0.00
204.01/1049	Divisional Forest Office, Mongar	510,206.00	510,206.00	0.00
204.01/1050	Forestry Services Division, Sarpang	201,000.00	201,000.00	0.00
204.01/1051	Divisional Forest Office, Tsirang	129,700.00	129,700.00	0.00
204.01/1052	Divisional Forest Office, Bumthang	960,321.00	835,000.00	125,321.00
204.01/1053	Forest Resources Dev. Division, Thimphu	922,206.50	922,206.50	0.00
204.01/1054	Wangchuck Centennial Park, Bumthang	828,960.00	828,960.00	0.00
204.01/1056	RNR-Research Centre, Bajo	524,500.00	572,000.00	-47,500.00
204.01/1057	RNR-Research Centre, Jakar, Bumthang	620,619.00	665,474.00	-44,855.00
204.01/1058	RNR-Research Centre, Yusipang	264,060.00	264,060.00	0.00
204.01/1059	RNRRC, Wengkhar	76,004.00	66,004.00	10,000.00
204.01/1061	Rural Development Training Centre	59,000.00	59,000.00	0.00
204.01/1062	National Pig Breeding Centre, Gelephu	228,700.00	236,500.00	-7,800.00
204.01/1063	Regional Fish Seed Production Centre, Bhangtar	32,000.00	32,000.00	0.00
204.01/1064	RNR -RDC Bhur, Gelephu	231,000.00	231,000.00	0.00
204.01/1065	Regional Marketing Officer and The Accountant	609,233.84	609,233.84	0.00
204.01/1066	Phibsoo Wildlife Sanctuary, Sarpang	185,750.00	185,750.00	0.00
204.01/2006	Royal Botanical and Recreational Parks Division, MoA	371,140.00	371,140.00	0.00
204.01/2007	GOI & AMMEPP Projects, MoA, Thimphu	106,000.00	106,000.00	0.00

SCHEDULE 11: SCHEDULE OF ADVANCES AND SUSPENSE FOR THE FY 2014-15				
Account Number	Operating Unit	Receipt	Payment	Net Amount
204.01/2016	Ugyen Wangchuck Institute for Conservation and Environment	1,030,500.00	972,500.00	58,000.00
204.01/2026	On Farm PGR Conservation in Bhutan, BUCAP, Serbithang	14,500.00	4,500.00	10,000.00
204.01/2027	Rural Livelihood Project, Zhemgang	138,000.00	137,000.00	1,000.00
205.01/1001	Ministry of Trade & Economics Affairs, Thimphu	1,870,480.00	1,968,405.00	-97,925.00
205.01/1002	Department of Trade, MTEA, Thimphu	723,116.00	763,897.00	-40,781.00
205.01/1003	Department of Geology & Mines, MTEA, Thimphu	7,090,319.00	7,076,261.00	14,058.00
205.01/1005	Department of Industry, MTEA, Thimphu	534,436.00	524,036.00	10,400.00
205.01/1006	Regional Trade & Industry Office, Trongsa	66,000.00	98,000.00	-32,000.00
205.01/1007	Regional Trade & Industry Office, MTI, Phuentsholing	115,500.00	115,500.00	0.00
205.01/1008	Regional Trade & Industry Office, MTI, Gelephu	2,000.00	2,000.00	0.00
205.01/1009	Regional Trade & Industry Office, MTI, Samdrup Jongkhar	235,000.00	235,000.00	0.00
205.01/1010	Regional Trade & Industry Office, Mongar	325,003.00	325,003.00	0.00
205.01/1012	Department of Cottage & Small Industries, MoEA	1,086,060.00	1,086,060.00	0.00
205.01/1013	Department of HydroPower & Power Systems	1,469,595.00	1,469,595.00	0.00
205.01/1014	Department of Renewable Energy	1,179,105.00	1,179,105.00	0.00
205.01/1015	Department of HydroMet Services	2,064,902.75	1,849,342.75	215,560.00
205.01/1016	Consumer Protection Office, Ministry of Economic Affairs, Tjhimphu	236,808.00	236,808.00	0.00
205.01/2008	Flood Warning Services ,Dept. of Hydro Met Services (FIC 0212)	477,500.00	477,500.00	0.00
206.01/1001	Secretariat, Ministry of Works & Human Settlement, Thimphu	2,276,152.30	2,183,212.30	92,940.00
206.01/1002	Department of Roads, Thimphu	836,186.90	836,180.90	6.00

SCHEDULE 11: SCHEDULE OF ADVANCES AND SUSPENSE FOR THE FY 2014-15				
Account Number	Operating Unit	Receipt	Payment	Net Amount
206.01/1003	Department of Engineering Services	2,239,030.26	2,160,962.40	78,067.86
206.01/1004	Field Roads Maintenance Division, DOR, Zhemgang	539,000.00	539,000.00	0.00
206.01/1005	Field Roads Maintenance Division, DOR, Lobesa	307,360.00	316,200.00	-8,840.00
206.01/1006	Field Roads Maintenance Division, DOR, Trashigang	268,000.00	268,000.00	0.00
206.01/1008	Field Roads Maintenance Division, DOR, Sarpang	113,209.18	113,209.18	0.00
206.01/1009	Field Roads Maintenance Division, DOR, Lingmithang	440,438.00	440,438.00	0.00
206.01/1010	Field Roads Maintenance Division, DOR, Trongsa	354,378.00	354,378.00	0.00
206.01/1011	Field Roads Maintenance Division, DOR, Thimphu	911,300.00	911,300.00	0.00
206.01/1013	Central Stores Unit, DOR, Phuentsholing	116,557.00	100,762.00	15,795.00
206.01/1017	Department of Human Settlement, MoWHS	1,354,022.00	1,352,022.00	2,000.00
206.01/1019	Field Road Division, Department of Road, Samdrup Jongkhar	450,000.00	450,000.00	0.00
206.01/2005	Gyelposhing-Nganglam Road Project, DOR, Lingmithang	165,000.00	165,000.00	0.00
206.01/2020	Road Network Project II, under Department of Roads,	283,000.00	283,000.00	0.00
206.01/2022	Poverty Alleviation through Road Development in Southern Bhutan, under Department of Roads, Ministry of Works and Human Settlement	5,000.00	5,000.00	0.00
207.01/1001	Ministry of Information & Communications Secretariat, Thimphu	676,023.00	493,730.00	182,293.00
207.01/1002	Department of Air Transport (DoAT)	976,976.00	976,976.00	0.00
207.01/1003	Roads Safety and Transport Authority, MOIC	619,699.00	619,699.00	0.00
207.01/1004	Regional Transport Office, RSTA, Phuentsholing	55,000.00	55,000.00	0.00
207.01/1005	Regional Transport Office, RSTA, Gelephu	336,930.00	336,930.00	0.00

SCHEDULE 11: SCHEDULE OF ADVANCES AND SUSPENSE FOR THE FY 2014-15				
Account Number	Operating Unit	Receipt	Payment	Net Amount
207.01/1006	Regional Transport Office, RSTA, Samdrup Jongkhar	409,190.00	409,190.00	0.00
207.01/1007	Department of Information & Technology	703,900.00	594,800.00	109,100.00
207.01/1008	Department of Information & Media	219,152.00	214,152.00	5,000.00
208.01/1001	Ministry of Health Secretariat, Thimphu	543,678.02	434,784.00	108,894.02
208.01/1002	Department of Public Health Services, MoH, Thimphu	590,528.00	590,528.00	0.00
208.01/1003	Department of Medical Services, MoH, Thimphu	98,420.00	98,420.00	0.00
208.01/1005	Regional Referral Hospital, Mongar	2,627,670.00	2,627,670.00	0.00
208.01/1006	Central Regional Referral Hospital, Gelephu	768,003.00	768,003.00	0.00
208.01/1007	Malaria Eradication Program, Gelephu	234,000.00	234,000.00	0.00
208.01/1009	Medical Supply Depot, Phuentsholing	153,916.00	153,916.00	0.00
208.01/1010	Phuentsholing General Hospital	302,115.00	302,115.00	0.00
208.01/1011	Department of Traditional Medicine Services (DTMS), MoH	289,500.00	289,500.00	0.00
208.01/1012	Department of Medical Supply and Health Infrastructure (DMSHI)	90,500.00	90,500.00	0.00
209.01/1001	Ministry Of Education Secretariat, Thimphu	2,062,120.10	2,255,005.20	-192,885.10
209.01/1002	Department Of Adult and Higher Education, MOE, Thimphu	400,387.80	400,387.80	0.00
209.01/1003	Department of School Education, MoE, Thimphu	789,279.00	784,124.00	5,155.00
209.01/1004	Department of Youth, Culture & Sports, MoE, Thimphu	539,136.00	581,353.50	-42,217.50
209.01/1005	CAPSD, Paro	9,000.00	9,000.00	0.00
210.01/1001	Ministry of Labour & Human Resources Secretariat, Thimphu	639,300.00	645,000.00	-5,700.00
210.01/1002	Department of Human Resources, Thimphu	354,449.40	344,449.40	10,000.00

SCHEDULE 11: SCHEDULE OF ADVANCES AND SUSPENSE FOR THE FY 2014-15				
Account Number	Operating Unit	Receipt	Payment	Net Amount
210.01/1003	Bhutan Vocational Qualification Authority, Thimphu	339,000.00	339,000.00	0.00
210.01/1004	Department of Labour, MoLHR	370,353.00	344,744.00	25,609.00
210.01/1005	Department of Employment, MoLHR	872,672.40	872,672.40	0.00
210.01/1006	Trashi Yangtse Institute for Zorig Chusum	300,000.00	300,000.00	0.00
210.01/1007	National Institute for Zorig Chusum, Thimphu.	750,960.00	786,960.00	-36,000.00
210.01/1009	Samthang Institute of Automobile Engineering	230,000.00	230,000.00	0.00
210.01/1010	Vocational Training Institute, Khuruthang, Punakha	151,500.00	151,500.00	0.00
210.01/1011	Vocational Training Institute, Rangjung, Trashigang	796,429.46	796,429.46	0.00
210.01/1012	Serzhong Vocational Training Institute, Gelephu, Sarpang	149,250.00	149,250.00	0.00
210.01/1013	Chumey Vocational Training Institute, Bumthang	586,984.00	586,984.00	0.00
210.01/1014	Thimphu Institute of Automobile Engineering, MoLHR	376,045.00	376,045.00	0.00
401.01/1001	Dzongkhag Administration, Chhukha	4,412,323.00	4,378,837.00	33,486.00
401.01/1002	Phuentsholing Drungkhag	1,886,023.00	1,876,323.00	9,700.00
401.02/1001	Sampheling Geog, Chhuka	95,000.00	95,000.00	0.00
401.03/1001	Bongo Geog, Chhuka	47,000.00	47,000.00	0.00
401.04/1001	Chapcha Geog, Chhukha Dzongkhag	35,000.00	35,000.00	0.00
401.05/1001	Dungna Geog, Chhukha Dzongkhag	135,403.00	135,403.00	0.00
401.07/1001	Darla Geog, Chhuka	65,000.00	67,000.00	-2,000.00
401.08/1001	Getana Geog, Chhukha Dzongkhag	13,000.00	13,000.00	0.00
401.10/1001	Lokchina Geog, Chhuka	10,000.00	10,000.00	0.00
401.11/1001	Metakha Geog, Chhukha Dzongkhag	61,949.00	61,949.00	0.00
401.12/1001	Phuentsholing Geog, Chhuka	50,000.00	50,000.00	0.00
402.01/1001	Dzongkhag Administration, Haa	2,849,308.00	2,828,002.00	21,306.00

SCHEDULE 11: SCHEDULE OF ADVANCES AND SUSPENSE FOR THE FY 2014-15				
Account Number	Operating Unit	Receipt	Payment	Net Amount
402.02/1001	Bjee Geog, Ha Dzongkhag	16,000.00	16,000.00	0.00
402.03/1001	Kastho Geog, Ha Dzongkhag	45,000.00	45,000.00	0.00
402.04/1001	Sambekha Geog, Ha Dzongkhag	62,800.00	62,800.00	0.00
402.06/1001	Uesu Geog, Ha Dzongkhag	50,000.00	50,000.00	0.00
402.07/1001	Gakiling Geog, Haa Dzongkhag	20,000.00	20,000.00	0.00
403.01/1001	Dzongkhag Administration, Paro	2,767,092.00	2,767,092.00	0.00
403.02/1001	Dobshari Geog, Paro Dzongkhag	214,932.00	214,932.00	0.00
403.03/1001	Dogar Geog, Paro Dzongkhag	30,000.00	30,000.00	0.00
403.05/1001	Horey Geog, Paro Dzongkhag	17,403.00	17,403.00	0.00
403.06/1001	Lango Geog, Paro Dzongkhag	100,000.00	100,000.00	0.00
403.07/1001	Lungni Geog, Paro Dzongkhag	105,378.00	105,378.00	0.00
403.08/1001	Naja Geog, Paro Dzongkhag	6,000.00	6,000.00	0.00
403.10/1001	Tsento Geog, Paro Dzongkhag	140,000.00	140,000.00	0.00
403.11/1001	Wangchang Geog, Paro Dzongkhag	110,720.00	110,720.00	0.00
404.01/1001	Dzongkhag Administration, Samtse	2,227,391.00	2,243,341.00	-15,950.00
404.01/1002	Sipsu Drungkhag	374,873.00	374,873.00	0.00
404.01/1003	Dorokha Drungkhag	1,336,398.00	1,336,398.00	0.00
404.02/1001	Bara Geog, Samtse Dzongkhag	6,930.00	6,930.00	0.00
404.03/1001	Biru Geog, Samtse Dzongkhag	11,000.00	11,000.00	0.00
404.09/1001	Ghumauney Geog, Samtse Dzongkhag	19,000.00	19,000.00	0.00
404.11/1001	Tendu Geog, Samtse Dzongkhag	25,000.00	25,000.00	0.00
404.12/1001	Nainital Geog, Samtse Dzongkhag	6,000.00	15,000.00	-9,000.00
404.14/1001	Samtse Geog, Samtse Dzongkhag	20,450.00	20,450.00	0.00
404.15/1001	Sibsu Geog, Samtse Dzongkhag	51,000.00	51,000.00	0.00
405.01/1001	Dzongkhag Administration, Tsirang	3,672,703.00	3,592,642.00	80,061.00

SCHEDULE 11: SCHEDULE OF ADVANCES AND SUSPENSE FOR THE FY 2014-15				
Account Number	Operating Unit	Receipt	Payment	Net Amount
405.03/1001	Dunglegang Geog, Tsirang Dzongkhag	25,000.00	35,000.00	-10,000.00
405.04/1001	Barshong Geog, Tsirang Dzongkhag	15,000.00	15,000.00	0.00
405.08/1001	Mendrelgang Geog, Tsirang Dzongkhag	20,000.00	20,000.00	0.00
405.09/1001	Patale Geog, Tsirang Dzongkhag	10,000.00	10,000.00	0.00
406.01/1001	Dzongkhag Administration, Dagana	3,520,887.00	3,529,887.00	-9,000.00
406.01/1002	Lhamoizingkha Dungkhag, Dagana	488,521.00	488,521.00	0.00
406.03/1001	Drujeygang Geog, Dagana Dzongkhag	50,000.00	50,000.00	0.00
406.06/1001	Kana Geog, Dagana Dzongkhag	106,590.00	100,000.00	6,590.00
406.07/1001	Khebisa Geog, Dagana Dzongkhag	54,000.00	54,000.00	0.00
406.08/1001	Lajab Geog, Dagana Dzongkhag	0.00	24,000.00	-24,000.00
406.10/1001	Tshendaygang Geog, Dagana Dzongkhag	40,000.00	40,000.00	0.00
406.12/1001	Tseza Geog, Dagana Dzongkhag	40,000.00	40,000.00	0.00
406.14/1001	Lhamoizingkha Geog, Dagana Dzongkhag	12,000.00	12,000.00	0.00
406.15/1001	Nichula Geog, Dagana Dzongkhag	200,011.00	419,689.00	-219,678.00
407.01/1001	Dzongkhag Administration, Punakha	2,490,683.50	2,226,862.00	263,821.50
407.02/1001	Chhubu Geog, Punakha Dzongkhag	7,000.00	7,000.00	0.00
407.03/1001	Goenshari Geog, Punakha Dzongkhag	115,720.00	115,720.00	0.00
407.06/1001	Lingbukha Geog, Punakha Dzongkhag	53,447.00	53,447.00	0.00
408.01/1001	Dzongkhag Administration, Wangdue Phodrang	3,902,824.00	3,725,405.00	177,419.00
408.03/1001	Dangchhu Geog, Wangdue Phodrang Dzongkhag	50,000.00	50,000.00	0.00
408.04/1001	Darkar Geog, Wangdue Phodrang Dzongkhag	100,000.00	100,000.00	0.00
408.06/1001	Gasetshogom Geog, Wangdue Phodrang Dzongkhag	90,500.00	84,000.00	6,500.00

SCHEDULE 11: SCHEDULE OF ADVANCES AND SUSPENSE FOR THE FY 2014-15				
Account Number	Operating Unit	Receipt	Payment	Net Amount
408.07/1001	Gasetshowom Geog, Wangdue Phodrang Dzongkhag	77,030.00	74,030.00	3,000.00
408.09/1001	Nahi Geog, Wangdue Phodrang Dzongkhag	25,000.00	25,000.00	0.00
408.10/1001	Nisho Geog, Wangdue Phodrang Dzongkhag	141,155.00	141,155.00	0.00
408.12/1001	Phobjee Geog, Wangdue Phodrang Dzongkhag	37,800.00	37,800.00	0.00
408.13/1001	Roepa Geog, Wangdue Phodrang Dzongkhag	5,000.00	5,000.00	0.00
408.15/1001	Athang Gewog, Wangdue Phodrang Dzongkhag	126,260.00	126,260.00	0.00
408.16/1001	Thetshong Geog, Wangdue Phodrang Dzongkhag	143,624.00	141,280.00	2,344.00
409.01/1001	Dzongkhag Administration, Bumthang	4,850,747.00	4,850,747.00	0.00
409.02/1001	Chhoekhor Geog, Bumthang Dzongkhag	15,000.00	15,000.00	0.00
409.03/1001	Chhume Geog, Bumthang Dzongkhag	35,000.00	35,000.00	0.00
409.05/1001	Ura Geog, Bumthang Dzongkhag	68,000.00	68,000.00	0.00
410.01/1001	Dzongkhag Administration, Sarpang	836,372.00	836,372.00	0.00
410.01/1002	Dungkhag Administration, Gelephu	75,630.00	75,630.00	0.00
410.04/1001	Dekiling Geog, Sarpang Dzongkhag	119,098.00	119,098.00	0.00
410.05/1001	Doeban Geog, Sarpang Dzongkhag	20,000.00	20,000.00	0.00
410.07/1002	Gelephu Geog, Sarpang Dzongkhag	10,000.00	10,000.00	0.00
410.10/1002	Umling Gewog, Sarpang Dzongkhag	4,000.00	15,000.00	-11,000.00
411.01/1001	Dzongkhag Administration, Zhemgang	1,335,865.00	1,330,940.00	4,925.00
411.01/1002	Panbang Dungkhag, Zhemgang	293,800.00	320,245.00	-26,445.00
411.02/1001	Bardo Geog, Zhemgang Dzongkhag	20,000.00	20,000.00	0.00
411.05/1001	Ngangla Geog, Zhemgang	15,000.00	15,000.00	0.00
411.06/1001	Phangkhar Geog, Zhemgang Dzongkhag	15,000.00	15,000.00	0.00
412.01/1001	Dzongkhag Administration, Trongsa	1,656,049.00	1,356,049.00	300,000.00

SCHEDULE 11: SCHEDULE OF ADVANCES AND SUSPENSE FOR THE FY 2014-15				
Account Number	Operating Unit	Receipt	Payment	Net Amount
412.03/1001	Korphu Geog, Trongsa Dzongkhag	4,000.00	0.00	4,000.00
413.01/1001	Dzongkhag Administration, Lhuentse	2,086,682.00	2,086,682.00	0.00
414.01/1001	Dzongkhag Administration, Mongar	3,240,120.00	3,241,620.00	-1,500.00
414.02/1001	Balam Geog, Mongar Dzongkhag	24,000.00	24,000.00	0.00
414.04/1001	Chaskhar Geog, Mongar Dzongkhag	11,000.00	11,000.00	0.00
414.05/1001	Dramtse Geog, Mongar Dzongkhag	138,000.00	138,000.00	0.00
414.07/1001	Gongdue Geog, Mongar Dzongkhag	145,942.00	145,942.00	0.00
414.08/1001	Jurmey Geog, Mongar Dzongkhag	13,500.00	13,500.00	0.00
414.10/1001	Mongar Geog, Mongar Dzongkhag	12,000.00	12,000.00	0.00
414.11/1001	Natshang Geog, Mongar Dzongkhag	14,500.00	14,500.00	0.00
414.13/1001	Sherimung Geog, Mongar Dzongkhag	8,170.00	8,170.00	0.00
414.14/1001	Silambi Geog, Mongar Dzongkhag	24,000.00	24,000.00	0.00
414.16/1001	Tsakaling Geog, Mongar Dzongkhag	24,000.00	24,000.00	0.00
414.17/1001	Tsamang Geog, Mongar Dzongkhag	33,000.00	33,000.00	0.00
414.18/1001	Narang Geog, Mongar Dzongkhag	103,000.00	103,000.00	0.00
415.01/1001	Dzongkhag Administration, Pema Gatshel	5,271,142.00	5,271,142.00	0.00
415.01/1002	Nganglam Drungkhag	315,000.00	315,000.00	0.00
415.02/1001	Chongshing Gewog, Pema Gatshel Dzongkhag	30,000.00	30,000.00	0.00
415.05/1001	Khar Geog, Pema Gatshel Dzongkhag	25,000.00	25,000.00	0.00
415.07/1001	Yurung Geog, Pema Gatshel Dzongkhag	35,000.00	35,000.00	0.00
415.09/1001	Decheling Gewog, Nganglam Dungkhag	35,000.00	35,000.00	0.00
415.11/1001	Nanong Gewog, Pemagatshel Dzongkhag	112,684.00	112,684.00	0.00
415.12/1001	Chokorling Gewog, Nganglam Dungkhag	95,000.00	95,000.00	0.00

SCHEDULE 11: SCHEDULE OF ADVANCES AND SUSPENSE FOR THE FY 2014-15				
Account Number	Operating Unit	Receipt	Payment	Net Amount
416.01/1001	Dzongkhag Administration, Samdrup Jongkhar	2,184,035.00	2,184,035.00	0.00
416.04/1001	Gomdar Geog, Samdrup Jongkhar Dzongkhag	22,000.00	22,000.00	0.00
416.09/1001	Deothang Geog, S/Jongkhar Dzongkhag	48,000.00	48,000.00	0.00
416.10/1001	Orong Geog, Samdrup Jongkhar Dzongkhag	56,405.00	56,405.00	0.00
417.01/1001	Dzongkhag Administration, Trashigang	6,923,279.00	6,881,443.00	41,836.00
417.01/1002	Sakteng Dungkhag, Tashigang	105,000.00	105,000.00	0.00
417.01/1003	Thrimshing Dungkhag, Tashigang	58,000.00	58,000.00	0.00
417.01/1004	Wamrong Dungkhag, Tashigang	329,560.00	319,560.00	10,000.00
417.02/1001	Bartsham Geog, Trashigang Dzongkhag	20,500.00	20,500.00	0.00
417.03/1001	Bidung Geog, Trashigang Dzongkhag	10,000.00	10,000.00	0.00
417.05/1001	Kangpara Geog, Trashigang Dzongkhag	20,000.00	20,000.00	0.00
418.01/1001	Dzongkhag Administration, Thimphu	2,141,930.00	2,191,930.00	-50,000.00
418.01/1002	Lingzhi Drungkhag	227,300.00	227,300.00	0.00
418.03/1001	Chang Geog, Thimphu Dzongkhag	133,672.00	133,672.00	0.00
418.04/1001	Dagala Geog, Thimphu Dzongkhag	155,000.00	155,000.00	0.00
418.09/1001	Naro Geog, Thimphu Dzongkhag	3,000.00	3,000.00	0.00
419.01/1002	Gasa DZongkhag	962,895.00	962,895.00	0.00
419.02/1002	Geonkhamed Gewog	26,830.00	26,830.00	0.00
419.03/1002	Geonkhatoed Gewog	70,183.00	70,183.00	0.00
420.01/1001	Dzongkhag Administration, Trashy Yangtse	3,279,349.00	3,271,549.00	7,800.00
420.02/1001	Bumdiling Gewog, Trashy Yangtse Dzongkhag	75,000.00	75,000.00	0.00
420.07/1001	Tongshang Gewog, Trashy Yangtse Dzongkhag	150,000.00	150,000.00	0.00
420.09/1001	Yangtse Gewog, Trashy Yangtse Dzongkhag	92,600.00	92,600.00	0.00
Total		273,468,965.00	272,833,582.17	635,382.83
Schedule 11.2: Schedule of Suspense for the FY 2014-15				
101.01/1001	His Majesty's Secretariat, Thimphu	218,003.04	204,003.04	14,000.00

SCHEDULE 11: SCHEDULE OF ADVANCES AND SUSPENSE FOR THE FY 2014-15				
Account Number	Operating Unit	Receipt	Payment	Net Amount
102.01/1001	Secretariat of His Majesty the Fourth Druk Gyalpo	61,033.87	63,033.87	-2,000.00
103.01/1001	National Assembly of Bhutan, Thimphu	10,627,672.84	7,832,428.84	2,795,244.00
104.01/1001	National Council Secretariat, Thimphu	3,417,973.68	3,475,651.63	-57,677.95
105.01/1001	Central Monastic Secretariat, Thimphu	42,795,582.89	45,133,576.11	-2,337,993.22
105.01/1002	Central Monk Bodies (Rabdey), CRA, Thimphu	479,479,550.12	479,479,550.12	0.00
105.01/1003	HM Secretariat, Council for Religious Affairs	7,666,698.00	7,666,698.00	0.00
105.01/2001	Religion & Health Project, Central Monastic Secretariat, Thimphu	7,752,844.00	7,873,508.00	-120,664.00
105.01/2002	Dratshang Lhentshög, Thimphu	39,902,517.23	33,124,449.93	6,778,067.30
106.01/1001	High Court, Thimphu	169,061.34	183,000.00	-13,938.66
106.01/1002	District Court, Thimphu	104,952.71	130,000.00	-25,047.29
106.01/1004	District Court, Wangdue Phodrang	744,694.00	744,694.00	0.00
106.01/1005	District Court, Punakha	256,551.00	256,551.00	0.00
106.01/1007	District Court, Tsirang	30,000.00	30,000.00	0.00
106.01/1008	District Court, Paro		9,465.00	-9,465.00
106.01/1010	District Court, Samtse	383,032.00	1,241,309.69	-858,277.69
106.01/1011	District Court, Samdrup Jongkhar	12,000.00	12,000.00	0.00
106.01/1013	District Court, Haa	10,000.00	10,000.00	0.00
106.01/1014	District Court, Trongsa	44,000.00	38,500.00	5,500.00
106.01/1015	District Court, Zhemgang	50,000.00	50,000.00	0.00
106.01/1016	District Court, Dagana	25,000.00	25,000.00	0.00
106.01/1017	District Court, Lhuentse	605,277.05	3,194,716.93	-2,589,439.88
106.01/1018	District Court, Pema Gatshel	2,334,448.00	1,389,368.00	945,080.00
106.01/1019	District Court, Bumthang	17,000.00	17,000.00	0.00
106.01/1021	District Court, Trashigang	22,000.00	22,000.00	0.00
106.01/1022	Dungkhag Court, Phuentsholing	20,000.00	15,000.00	5,000.00
106.01/1023	Dungkhag Court, Wamrong	9,000.00	9,000.00	0.00
106.01/1025	Drungkhag Court, Lhamoi Zhingka	23,183.00		23,183.00
106.01/1026	Drungkhag Court, Dorokha	3,000.00	3,000.00	0.00
106.01/1027	Drungkhag Court, Sipsoo	17,000.00	17,000.00	0.00
106.01/1028	Drungkhag Court, Panbang		10,000.00	-10,000.00
106.01/1030	Drungkhag Court, Nanglam	50,000.00	50,000.00	0.00

SCHEDULE 11: SCHEDULE OF ADVANCES AND SUSPENSE FOR THE FY 2014-15				
Account Number	Operating Unit	Receipt	Payment	Net Amount
106.01/1036	Drungkhag Court, Sombaykha	20,000.00	20,000.00	0.00
106.01/1037	Supreme Court	1,124,565.60	2,235,980.78	-1,111,415.18
106.01/1039	District Court Gasa	1,222,749.50	1,276,749.50	-54,000.00
106.01/2001	Supreme Court, Thimphu	1,420,657.00	15,307,759.63	-13,887,102.63
106.01/2002	Supreme Court	377,946.25	3,172,799.00	-2,794,852.75
106.01/2006	Construction of High Court Building, Thimphu	57,666,546.56	37,401,389.00	20,265,157.56
106.01/2007	Supreme Court, Thimphu	5,639,586.00	2,513,189.00	3,126,397.00
106.01/2008	Supreme Court	8,290,495.95	11,233,452.00	-2,942,956.05
107.01/1001	Royal Civil Service Commission, Thimphu	32,578,887.94	28,214,338.18	4,364,549.76
107.01/2003	Royal Civil Service Commission, Thimphu	3,088,720.00	3,709,945.88	-621,225.88
108.01/1001	Anti-Corruption Commission	814,260.00	814,260.00	0.00
108.01/2001	Anti-Corruption Commission	9,301,144.18	9,898,301.18	-597,157.00
109.01/1001	Election Commissioner Office, Thimphu	48,704,367.96	27,207,139.50	21,497,228.46
110.01/1001	Royal Audit Authority, Thimphu	2,665,821.32	2,488,796.38	177,024.94
110.01/1002	Regional Royal Audit Authority (East), S/ Jongkhar	420,500.00	420,500.00	0.00
110.01/1003	Regional Royal Audit Authority (Central), Bumthang	159,960.00	159,960.00	0.00
110.01/1004	Regional Royal Audit Authority (West), Tsirang	156,046.75	119,000.00	37,046.75
110.01/1005	Office of Assistant Auditor General - Western Region	1,591,207.63	2,219,134.00	-627,926.37
110.01/2001	Royal Audit Authority, Thimphu	6,986,145.45	24,742,083.94	-17,755,938.49
111.01/1001	Cabinet Secretariat, Thimphu	6,697,971.17	7,426,157.28	-728,186.11
111.01/2002	G2C	7,714,242.85	7,882,767.00	-168,524.15
111.01/2003	G2C	1,502,226.00	1,502,226.00	0.00
112.01/1001	Office of Legal Affairs, Thimphu	172,264.00	298,764.00	-126,500.00
112.01/2001	Office of the Attorney General, Thimphu	10,596,732.87	3,317,431.91	7,279,300.96
113.01/1001	Bhutan Olympic Committee, Thimphu	12,773,101.15	13,241,565.15	-468,464.00
114.01/1001	Dzongkha Development Commission, Thimphu	4,492,237.00	4,481,867.00	10,370.00

SCHEDULE 11: SCHEDULE OF ADVANCES AND SUSPENSE FOR THE FY 2014-15				
Account Number	Operating Unit	Receipt	Payment	Net Amount
115.01/1001	National Land Commission, Thimphu	52,394,665.28	47,133,512.17	5,261,153.11
116.01/1001	Centre for Bhutan Studies, Thimphu	9,501,432.50	8,326,949.00	1,174,483.50
117.01/1001	GNH Commission Secretariat, Thimphu	15,354,662.17	17,674,137.70	-2,319,475.53
117.01/2003	Sustainable Development Secretariat (SDS), Thimphu	743,899.22	729,006.00	14,893.22
117.01/2006	Rural Economy Advancement Programme (REAP II), GNHC	6,078,558.00	6,254,000.00	-175,442.00
118.01/1001	National Environment Commission, Thimphu.	16,486,159.41	15,892,071.41	594,088.00
118.01/2004	Green-House Gas Project, NEC, Thimphu	4,245,244.80	6,372,923.10	-2,127,678.30
119.01/1001	Royal Institute of Management, Semtokha	14,965,331.00	8,341,492.77	6,623,838.23
119.01/2001	Royal Institute of Management, Simtokha, Thimphu		1,122,038.53	-1,122,038.53
119.01/2004	Royal Institute of Management, Semtokha	386,639.20	452,399.20	-65,760.00
120.01/1001	Royal University of Bhutan, Thimphu	17,059,974.45	2,010,821.25	15,049,153.20
120.01/1002	Sherubtse College, Kanglung	1,159,182.92	1,750,413.79	-591,230.87
120.01/1003	Institute of Language & Cultural Studies, Semtokha		423,000.00	-423,000.00
120.01/1004	College of Science and Technology	296,726.00	840,000.00	-543,274.00
120.01/1005	Paro College of Education	239,000.00		239,000.00
120.01/1006	Samtse College of Education	1,222,884.60	1,487,786.20	-264,901.60
120.01/1007	JIGME NAMGYEL POLYTECHNIC, Deothang	1,440,716.00	11,069,261.84	-9,628,545.84
120.01/1008	Gedu College of Business Studies	1,978,040.00	9,282,336.00	-7,304,296.00
120.01/1011	Institute of Language and Culture Studies, Taktse	11,081,341.00	10,354,001.00	727,340.00
120.01/2002	College of Natural Resources, Lobesa	3,888,047.00	12,960,203.19	-9,072,156.19
120.01/2003	Sherubtse College, Kanglung	961,300.00	961,300.00	0.00
121.01/1001	National Statistical Bureau, Thimphu	578,962.90	343,000.00	235,962.90

SCHEDULE 11: SCHEDULE OF ADVANCES AND SUSPENSE FOR THE FY 2014-15				
Account Number	Operating Unit	Receipt	Payment	Net Amount
121.01/2001	National Statistical Bureau, Thimphu	13,229,523.00	4,880,653.00	8,348,870.00
122.01/1001	Bhutan Narcotic Control Agency, Thimphu	2,299,812.75	2,896,499.75	-596,687.00
123.01/1001	Bhutan InfoComm & Media Authority, Thimphu	3,698,687.12	3,675,823.12	22,864.00
124.01/1001	Thimphu Thromdey Schools, City Corporation, Thimphu	5,460,303.58	6,271,966.97	-811,663.39
124.01/1002	Phuentsholing Thromde School	1,746,377.12	7,376,372.62	-5,629,995.50
124.01/1003	Samdrup Jongkhar Thromde Schools	1,561,301.74	816,883.75	744,417.99
124.01/1004	Gelephu Thromde Schools	233,249.00	386,561.00	-153,312.00
125.01/1001	Drug Regulatory Authority	1,585,320.00	1,436,552.00	148,768.00
126.01/1001	Tourism Council of Bhutan	14,587,504.61	10,520,198.45	4,067,306.16
126.01/1002	HTMTI-Construction Project	19,469,459.72	22,264,109.46	-2,794,649.74
126.01/1003	Royal Institute for Tourism & Hospitality	1,050,339.00	1,050,339.00	0.00
127.01/1001	National Commission for Women & Children	6,182,410.20	4,308,590.20	1,873,820.00
127.01/2002	NCWC	3,611,822.00	3,313,224.00	298,598.00
127.01/2003	National Commission for Women & Children	3,636,832.80	3,636,832.80	0.00
128.01/1001	Royal Education Council	642,796.47	4,741,760.00	-4,098,963.53
129.01/1001	Bhutan Council for School Examination and Assessment	29,976,247.00	29,976,247.00	0.00
130.01/1001	Royal Privy Council, Thimphu.	875,784.00	875,784.00	0.00
131.01/1001	Bhutan Standards Bureau	2,108,278.16	1,745,322.75	362,955.41
132.01/1002	University of Medical Sciences	1,294,211.04	9,148,868.00	-7,854,656.96
132.01/2001	Royal Institute of Health Science	624,605.50	594,200.00	30,405.50
132.01/2002	National Institute of Traditional Medicine	1,739,816.35	2,120,015.67	-380,199.32
133.01/1001	Royal Institute of Law, Thimphu	2,597,667.00	4,580,912.00	-1,983,245.00
134.01/1001	Bhutan National Legal Institute	3,380,022.00	3,380,022.00	0.00
135.01/1001	Civil Society Organization Authority	38,000.00	38,000.00	0.00
136.01/1001	Jigme Dorji Wangchuck National Referral Hospital	40,162,911.86	39,902,358.82	260,553.04

SCHEDULE 11: SCHEDULE OF ADVANCES AND SUSPENSE FOR THE FY 2014-15				
Account Number	Operating Unit	Receipt	Payment	Net Amount
201.01/1001	Ministry of Home and Cultural Affairs, Thimphu	19,153,246.00	37,708,303.00	-18,555,057.00
201.01/1002	Department of Civil Registration & Census, MoHCA, Thimphu	11,211,962.77	4,146,767.67	7,065,195.10
201.01/1003	Department of Culture, MoHCA, Thimphu	19,822,790.48	66,541,154.99	-46,718,364.51
201.01/1004	Department of Local Governance, MoHCA	6,992,120.00	6,992,120.00	0.00
201.01/1005	Department of Immigration, MoHCA, Thimphu	2,790,856.60	2,790,856.60	0.00
201.01/1006	Department of Disaster Management, MoHCA, Thimphu	2,254,889.78	3,472,468.00	-1,217,578.22
201.01/1007	Royal Bhutan Police, HQ	101,643,532.00	122,672,412.07	-21,028,880.07
201.01/1010	Ministry of Home and Cultural Affairs, Thimphu	1,624,600.00	1,624,600.00	0.00
201.01/1011	Regional Immigration Office, MoHCA, Gelephu	7,028.66	373,420.00	-366,391.34
201.01/1012	Regional Immigration Office, MoHCA, Phuentsholing		5,580,326.00	-5,580,326.00
201.01/1013	Regional Immigration Office, MoHCA, Samdrup Jongkhar	41,000.00	222,663.13	-181,663.13
201.01/1014	Regional Immigration Office, MoHCA, Samtse	549,729.00	1,581,593.68	-1,031,864.68
201.01/1015	National Museum, Paro	1,756,581.79	743,399.00	1,013,182.79
201.01/1016	The Tower of Trongsa Museum, Ta Dzong, Trongsa	805,464.00	834,611.00	-29,147.00
201.01/1018	Royal Bhutan Police, Phuentsholing	36,000.00	36,000.00	0.00
201.01/1020	Royal Bhutan Police, Samtse	72,000.00		72,000.00
201.01/1021	Royal Bhutan Police, Gelephu	37,000.00	37,000.00	0.00
201.01/1022	Jail Services, Royal Bhutan Police	922,914.73	3,726,255.96	-2,803,341.23
201.01/1023	Fire Fighting Services, Royal Bhutan Police	100,000.00	8,655,179.25	-8,555,179.25
201.01/1025	Royal Bhutan Police, Trongsa	38,500.00	38,500.00	0.00
201.01/1028	Royal Bhutan Police, Training Centre- Jigmeling (Sarpang)	306,000.00	306,000.00	0.00

SCHEDULE 11: SCHEDULE OF ADVANCES AND SUSPENSE FOR THE FY 2014-15				
Account Number	Operating Unit	Receipt	Payment	Net Amount
201.01/1029	Royal Bhutan Police, Training Centre-Tashigatshel (Chukha)	50,000.00	50,000.00	0.00
201.01/2001	Disaster Mgt. Division, MoHCA, Thimphu	775,000.00	775,000.00	0.00
201.01/2007	Department of Disaster Management, MoHCA, Thimphu	12,578,509.90	15,756,188.00	-3,177,678.10
201.01/2013	Pemagatshel Dzong Construction Project, Ministry of Home and Cultural Affairs	5,029,183.14	4,673,724.34	355,458.80
201.01/2015	Local Governance Sustainable Development Program (LGSDP), MOHCA	59,912,241.30	86,446,824.30	-26,534,583.00
201.01/2016	Local Government Support Program, MOHCA	2,056,816.37	2,056,816.37	0.00
201.01/2017	Wangduephodrang Dzong Reconstruction Project	12,564,607.18	11,448,522.94	1,116,084.24
201.01/2018	Trashigang Dzong Conservation Project	5,193,582.00	5,193,582.00	0.00
201.01/2019	Paro Tadzong Conservation Project	2,690,654.00	2,555,465.00	135,189.00
201.01/2020	Phajoding Lhakhang Conservation Project	5,269,677.28	10,282,174.89	-5,012,497.61
201.01/2021	Gasa Dzong Conservation Project, Department of Culture, MoHCA	15,383,703.36	15,383,703.36	0.00
201.01/2022	Construction of Sarpang Dzong, Department of Culture, MoHCA	1,230,042.00	1,230,042.00	0.00
202.01/1001	Ministry of Finance Secretariat, Thimphu	199,056,015.33	195,180,795.11	3,875,220.22
202.01/1002	Department of Public Accounts	2,511,095.48	3,098,460.48	-587,365.00
202.01/1003	Department of National Budget, Ministry of Finance, Thimphu	2,873,229.64	2,867,729.64	5,500.00
202.01/1004	Department of Revenue and Customs, Ministry of Finance, Thimphu	7,976,281.90	5,721,965.90	2,254,316.00
202.01/1005	Department of National Properties, MoF, Thimphu	5,057,169.00	5,031,113.00	26,056.00
202.01/1007	Regional Revenue & Customs Office, Thimphu	758,850.00	758,850.00	0.00

SCHEDULE 11: SCHEDULE OF ADVANCES AND SUSPENSE FOR THE FY 2014-15				
Account Number	Operating Unit	Receipt	Payment	Net Amount
202.01/1008	Regional Revenue & Customs Office, P/ling	951,000.00	951,000.00	0.00
202.01/1009	Regional Revenue & Customs, Gelephu	19,008,558.70	11,637,984.72	7,370,573.98
202.01/1010	Regional Revenue & Customs Office, S/Jongkhar	337,162.00	688,639.00	-351,477.00
202.01/1011	Regional Revenue & Customs Office, Samtse	314,511.00	1,254,713.00	-940,202.00
202.01/1012	Regional Revenue & Customs Office, Paro	95,000.00	95,000.00	0.00
202.01/1013	Regional Revenue & Customs Office, Mongar	87,600.48	45,800.00	41,800.48
202.01/1014	Regional Revenue & Customs Office, MoF, Bumthang	21,000.00	21,000.00	0.00
202.01/1016	Department of National Properties (D/Works), MoF, Thimphu	6,816,250.00	7,337,328.00	-521,078.00
202.01/1019	Liaison and Transit Office Customs, Kolkata	141,858.00	562,258.00	-420,400.00
203.01/1001	Ministry of Foreign Affairs, Thimphu	20,898,582.50	21,381,504.68	-482,922.18
203.01/1002	Permanent Mission of Bhutan, Ministry of Foreign Affairs, New York, USA	21,668,598.26	24,310,796.46	-2,642,198.20
203.01/1003	Permanent Mission of Bhutan, Ministry of Foreign Affairs, Geneva, Switzerland	7,954,591.78	6,419,956.89	1,534,634.89
203.01/1004	Royal Bhutanese Embassy, Ministry of Foreign Affairs, New Delhi, India	1,311,000.00	200,000.00	1,111,000.00
203.01/1005	Royal Bhutanese Embassy, Ministry of Foreign Affairs, Dhaka, Bangladesh	7,107,737.00	5,708,286.00	1,399,451.00
203.01/1006	Royal Bhutanese Embassy, Ministry of Foreign Affairs, Kuwait		130,763.00	-130,763.00
203.01/1007	Royal Bhutanese Embassy, Ministry of Foreign Affairs, Bangkok, Thailand	3,805,102.46	3,798,385.53	6,716.93
203.01/1008	Royal Bhutanese Consulate, Ministry of Foreign Affairs, Kolkotta, India	22,662,280.50	21,511,919.00	1,150,361.50
203.01/1009	Royal Bhutanese Embassy, Brussels, Belgium	923,098.26	1,311,073.26	-387,975.00

SCHEDULE 11: SCHEDULE OF ADVANCES AND SUSPENSE FOR THE FY 2014-15				
Account Number	Operating Unit	Receipt	Payment	Net Amount
204.01/1001	Ministry of Agriculture and Forests Secretariat	30,390,765.16	21,535,268.84	8,855,496.32
204.01/1002	Department of Agriculture, MoA, Thimphu	134,573,465.23	220,069,950.92	-85,496,485.69
204.01/1003	Department of Livestock, MoA, Thimphu	82,621,905.04	105,277,058.25	-22,655,153.21
204.01/1004	Department of Forests and Park Services, MOA, Thimphu	26,756,198.12	27,574,452.90	-818,254.78
204.01/1005	Council of RNR Research of Bhutan, CoRRB	6,084,108.00	5,682,969.00	401,139.00
204.01/1006	Bhutan Agriculture & Food Regulatory Authority (BAFRA), MoA, Thimphu	8,776,701.01	8,782,056.46	-5,355.45
204.01/1007	National Biodiversity Centre, Serbithang	21,997,842.40	19,970,198.40	2,027,644.00
204.01/1008	Agriculture Machinery Centre, Paro	69,439,217.54	67,211,728.54	2,227,489.00
204.01/1009	Post Harvest Unit, MOA, Paro	4,121,411.88	4,671,208.56	-549,796.68
204.01/1010	Central Machinery Unit, MOA, Bumthang	2,783,640.00	2,783,640.00	0.00
204.01/1011	National Plant Protection Center, Semtokha	4,016,541.96	4,016,541.96	0.00
204.01/1012	National Soil Service Centre, Semtokha	1,395,114.00	1,395,267.00	-153.00
204.01/1013	National Center for Animal Health, Serbithang	4,849,694.00	6,465,028.00	-1,615,334.00
204.01/1014	National Centre for Aquaculture (NCA)	27,146,459.29	22,933,298.87	4,213,160.42
204.01/1015	National Horse & Brown Swiss Cross Breeding Program, Bumthang	1,793,054.00	1,404,342.00	388,712.00
204.01/1016	National Livestock Breeding Programme, Yusipang	17,947,933.00	18,022,013.00	-74,080.00
204.01/1017	National Feed & Fodder Development Programme, Bumthang	10,711,434.40	9,117,363.00	1,594,071.40
204.01/1018	Regional Livestock Development Centre	1,588,241.00	1,471,500.00	116,741.00
204.01/1019	Regional Poultry Breeding Centre, Paro	3,846,154.00	599,684.00	3,246,470.00
204.01/1020	National Pig Breeding Centre, Wangchutaba	41,444,065.00	35,795,148.00	5,648,917.00
204.01/1021	National Sheep Breeding Farm, Bumthang	487,611.00	487,611.00	0.00

SCHEDULE 11: SCHEDULE OF ADVANCES AND SUSPENSE FOR THE FY 2014-15				
Account Number	Operating Unit	Receipt	Payment	Net Amount
204.01/1022	Brown Swiss Farm, Bumthang	13,372,097.36	12,508,457.22	863,640.14
204.01/1023	National Jersey Breeding Farm, Samtse	2,226,236.27	2,133,031.00	93,205.27
204.01/1024	Regional Livestock Development Centre, DoL, MoA, Zhemgang	945,966.79	1,011,743.11	-65,776.32
204.01/1025	Regional Veterinary Laboratory, Tsimalakha	2,937,434.96	3,771,446.71	-834,011.75
204.01/1026	National Poultry Breeding Farm, Sarpang	27,470,532.00	27,104,848.00	365,684.00
204.01/1027	Regional Veterinary Laboratory, Kanglung	7,584,265.74	5,575,143.23	2,009,122.51
204.01/1028	Livestock Central Store, Phuntsholing	1,050,420.00	1,032,243.00	18,177.00
204.01/1029	Cold Water Fish Culture Centre (CWFCC), Haa	12,502,509.80	9,021,577.15	3,480,932.65
204.01/1030	Calf Rearing Centre, Wangkha, Chhukha	2,204,979.16	2,108,686.40	96,292.76
204.01/1031	Regional Livestock Breeding Centre, Lingmithang	2,650,000.00	619,885.00	2,030,115.00
204.01/1032	Regional Mithun Breeding Farm, Arong	371,038.52	194,000.00	177,038.52
204.01/1033	National Nublang Farm, Tashiyangphu	715,899.90	743,096.00	-27,196.10
204.01/1034	Regional Mithun Breeding Farm, Zhemgang	256,000.00	263,256.00	-7,256.00
204.01/1035	Divisional Forest Office, Zhemgang	9,149,908.33	8,048,112.19	1,101,796.14
204.01/1036	Sakten Wildlife Sanctuary, Trashigang	230,000.00	775,755.44	-545,755.44
204.01/1037	Jigme Singye Wangchuk National Park, Trongsa	199,000.00	199,000.00	0.00
204.01/1038	Bumdeling Wildlife Sanctuary, Trashy Yangtse	9,791,709.47	9,791,709.47	0.00
204.01/1039	Jigme Dorji National Park, Gasa	5,127,879.23	8,231,560.49	-3,103,681.26
204.01/1040	Royal Manas National Park, Gelephu	1,547,454.00	3,280,773.00	-1,733,319.00
204.01/1041	Thrumshingla National Park, Ura, Bumthang	6,495,326.00	6,311,239.00	184,087.00
204.01/1042	Divisional Forest Office, Gedu	2,302,115.00	959,310.00	1,342,805.00
204.01/1043	Divisional Forest Office, Wangdue Phodrang	1,417,238.80	1,709,836.80	-292,598.00

SCHEDULE 11: SCHEDULE OF ADVANCES AND SUSPENSE FOR THE FY 2014-15				
Account Number	Operating Unit	Receipt	Payment	Net Amount
204.01/1044	Divisional Forest Office, Thimphu	3,241,309.00	3,477,009.00	-235,700.00
204.01/1045	Forestry Services Division, Trashigang	1,744,777.90	1,634,202.00	110,575.90
204.01/1046	Divisional Forest Office, Samtse	1,718,577.65	1,651,052.65	67,525.00
204.01/1047	Divisional Forest Office, S/ Jongkhar	1,153,729.50	1,153,729.50	0.00
204.01/1048	Divisional Forest Office, Paro	1,533,876.00	1,286,575.00	247,301.00
204.01/1049	Divisional Forest Office, Mongar	7,173,879.50	6,757,525.50	416,354.00
204.01/1050	Forestry Services Division, Sarpang	3,610,884.50	3,847,490.67	-236,606.17
204.01/1051	Divisional Forest Office, Tsirang	4,384,394.00	4,259,265.00	125,129.00
204.01/1052	Divisional Forest Office, Bumthang	867,300.00	1,342,145.00	-474,845.00
204.01/1053	Forest Resources Dev. Division, Thimphu	14,155,842.00	11,331,222.00	2,824,620.00
204.01/1054	Wangchuck Centennial Park, Bumthang	2,414,277.00	2,696,217.90	-281,940.90
204.01/1056	RNR-Research Centre, Bajo	6,763,830.27	13,169,699.57	-6,405,869.30
204.01/1057	RNR-Research Centre, Jakar, Bumthang	14,844,533.83	14,625,397.46	219,136.37
204.01/1058	RNR-Research Centre, Yusipang	2,946,300.20	2,999,080.04	-52,779.84
204.01/1059	RNRRC, Wengkhar	5,384,888.46	5,556,335.38	-171,446.92
204.01/1060	National Seed Centre, Paro	3,176,588.80	5,019,337.29	-1,842,748.49
204.01/1061	Rural Development Training Centre	84,050.00	84,050.00	0.00
204.01/1062	National Pig Breeding Centre, Gelephu	6,594,920.58	6,593,388.69	1,531.89
204.01/1063	Regional Fish Seed Production Centre, Bhangtar	12,704,953.98	11,432,040.05	1,272,913.93
204.01/1064	RNR -RDC Bhur, Gelephu	1,010,163.00	1,171,375.00	-161,212.00
204.01/1065	Regional Marketing Officer and The Accountant	40,000.00	40,000.00	0.00
204.01/1066	Phibsoo Wildlife Sanctuary, Sarpang	460,901.68	362,700.00	98,201.68
204.01/1067	Toorsa Strict Nature Reserve(TSNR)	828,554.95	828,554.95	0.00
204.01/2003	Management Planning of Wangchuck Centennial Park- Phase II, Bumthang	6,761,843.99	6,030,787.00	731,056.99

SCHEDULE 11: SCHEDULE OF ADVANCES AND SUSPENSE FOR THE FY 2014-15				
Account Number	Operating Unit	Receipt	Payment	Net Amount
204.01/2006	Royal Botanical and Recreational Parks Division, MoA	4,822,539.97	4,541,981.24	280,558.73
204.01/2007	GOI & AMMEPP Projects, MoA, Thimphu	10,712,942.57	17,417,047.40	-6,704,104.83
204.01/2013	S/thening of Livestock Dev. Initiative, DoL	45,866,498.30	51,517,722.30	-5,651,224.00
204.01/2016	Ugyen Wangchuck Institute for Conservation and Environment	6,597,419.19	7,919,122.91	-1,321,703.72
204.01/2018	Decentralised Rural Development Project, MoA	11,052,159.00	2,270,642.00	8,781,517.00
204.01/2021	Thrumshingla National Park, Ura, Bumthang	2,510,000.00	310,000.00	2,200,000.00
204.01/2022	Rural Development Training Centre, Zhemgang	1,640,349.00	1,640,349.00	0.00
204.01/2024	Royal Manas National Park, Gelephu	2,182,737.00	2,069,648.00	113,089.00
204.01/2025	Bio-diversity Conservation Project-II, NCD	15,261,868.50	19,719,275.00	-4,457,406.50
204.01/2026	On Farm PGR Conservation in Bhutan, BUCAP, Serbithang	1,238,283.00	1,073,445.00	164,838.00
204.01/2027	Rural Livelihood Project, Zhemgang	3,897,899.00	3,166,963.00	730,936.00
204.01/2031	Department of Livestock, Ministry of Agriculture, Thimphu	1,835,534.47	1,592,986.02	242,548.45
204.01/2033	Implementation of National Bio-safety Framework, Ministry of Agriculture and Forest	38,493.00		38,493.00
204.01/2034	Japan Fund for Poverty Reduction Project, Department of Agriculture, Ministry of Agriculture and Forests	2,708,394.16	132,049.00	2,576,345.16
204.01/2036	MAGIP Project, Ministry of Agriculture and Forests	13,210,237.01	13,762,536.01	-552,299.00
204.01/2037	MAGIP Project, Regional Agriculture Marketing Cooperative Office, Mongar	12,283,307.24	12,569,281.56	-285,974.32
204.01/2038	Wildlife Conservation Division, MoAF, Thimphu	15,458,573.60	21,799,078.60	-6,340,505.00
204.01/2039	AFD, Ministry of Agriculture and FOREST.	42,353,823.00	67,345,260.44	-24,991,437.44

SCHEDULE 11: SCHEDULE OF ADVANCES AND SUSPENSE FOR THE FY 2014-15				
Account Number	Operating Unit	Receipt	Payment	Net Amount
204.01/2040	Green Bhutan Project, MoAF, Thimphu	3,059,218.68	2,269,237.68	789,981.00
205.01/1001	Ministry of Trade & Economics Affairs, Thimphu	2,031,643.00	3,909,811.00	-1,878,168.00
205.01/1002	Department of Trade, MTEA, Thimphu	3,849,900.53	3,991,730.22	-141,829.69
205.01/1003	Department of Geology & Mines, MTEA, Thimphu	2,184,061.12	2,223,841.38	-39,780.26
205.01/1005	Department of Industry, MTEA, Thimphu	32,448,534.64	37,246,902.10	-4,798,367.46
205.01/1006	Regional Trade & Industry Office, Trongsa	52,561.00	49,720.00	2,841.00
205.01/1007	Regional Trade & Industry Office, MTI, Phuentsholing	5,000.00	5,000.00	0.00
205.01/1008	Regional Trade & Industry Office, MTI, Gelephu	110,392.60	82,000.00	28,392.60
205.01/1010	Regional Trade & Industry Office, Mongar	301,482.00	300,000.00	1,482.00
205.01/1011	Dept. of Geology & Mines (Deposit Works), MTI, Thimphu	4,190,710.30	4,535,090.26	-344,379.96
205.01/1012	Department of Cottage & Small Industries, MoEA	694,985.00	783,312.10	-88,327.10
205.01/1013	Department of HydroPower & Power Systems	7,986,469.14	8,881,384.50	-894,915.36
205.01/1014	Department of Renewable Energy	23,179,738.75	21,130,596.00	2,049,142.75
205.01/1015	Department of HydroMet Services	4,993,485.12	10,169,334.84	-5,175,849.72
205.01/1016	Consumer Protection Office, Ministry of Economic Affairs, Tjhimphu	880,000.00	880,000.00	0.00
205.01/2001	EIT, Department of Trade, MoEA, Thimphu	2,641,727.50	2,941,727.50	-300,000.00
205.01/2008	Flood Warning Services ,Dept. of Hydro Met Services (FIC 0212)	1,311,873.20	6,753,450.40	-5,441,577.20
206.01/1001	Secretariat, Ministry of Works & Human Settlement, Thimphu	11,011,005.15	76,903,854.25	-65,892,849.10
206.01/1002	Department of Roads, Thimphu	53,027,728.50	52,446,436.94	581,291.56
206.01/1003	Department of Engineering Services	138,091,312.07	182,002,322.16	-43,911,010.09
206.01/1004	Field Roads Maintenance Division, DOR, Zhemgang	10,693,462.64	28,030,866.44	-17,337,403.80

SCHEDULE 11: SCHEDULE OF ADVANCES AND SUSPENSE FOR THE FY 2014-15				
Account Number	Operating Unit	Receipt	Payment	Net Amount
206.01/1005	Field Roads Maintenance Division, DOR, Lobesa	364,727,899.92	414,157,386.90	-49,429,486.98
206.01/1006	Field Roads Maintenance Division, DOR, Trashigang	30,652,355.88	54,554,675.80	-23,902,319.92
206.01/1007	Field Roads Maintenance Division, DOR, Phuentsholing	41,593,654.00	62,420,876.00	-20,827,222.00
206.01/1008	Field Roads Maintenance Division, DOR, Sarpang	43,735,859.30	38,888,390.75	4,847,468.55
206.01/1009	Field Roads Maintenance Division, DOR, Lingmithang	65,086,897.13	92,848,868.98	-27,761,971.85
206.01/1010	Field Roads Maintenance Division, DOR, Trongsa	81,877,849.49	152,129,539.24	-70,251,689.75
206.01/1011	Field Roads Maintenance Division, DOR, Thimphu	129,104,806.06	127,293,680.71	1,811,125.35
206.01/1013	Central Stores Unit, DOR, Phuentsholing	180,186.00	200,886.00	-20,700.00
206.01/1014	Central Stores Unit, DoR, Phuentsholing (Deposit Work)	491,221,509.16	507,549,403.94	-16,327,894.78
206.01/1017	Department of Human Settlement, MoWHS	7,225,872.75	1,544,315.75	5,681,557.00
206.01/1018	Project Management Office for Gomphu - Pangbang & Mamung - Digala Road Project	106,907,497.37	102,763,328.00	4,144,169.37
206.01/1019	Field Road Division, Department of Road, Samdrup Jongkhar	55,693,954.38	80,460,986.36	-24,767,031.98
206.01/1020	Phuentsholing Thromdey		300,000.00	-300,000.00
206.01/2001	Project Coordination Unit, RAP- II, DoR, Thimphu	15,000.00	15,000.00	0.00
206.01/2005	Gyelposhing-Nganglam Road Project, DOR, Lingmithang	47,060,226.46	35,031,212.88	12,029,013.58
206.01/2006	UIDP-ADB, DUDES, MoWHS, Thimphu	4,000.61	4,000.61	0.00
206.01/2007	UIDP-ADB, City Corporation, Thimphu	32,241,393.89	41,678,567.26	-9,437,173.37
206.01/2018	Second Bhutan Urban Development Project	2,066,055.40	3,615,710.00	-1,549,654.60
206.01/2019	Urban Infrastructure Development Project for Dzongkhag Administration, Dagana	1,539,496.00	2,855,947.38	-1,316,451.38

SCHEDULE 11: SCHEDULE OF ADVANCES AND SUSPENSE FOR THE FY 2014-15				
Account Number	Operating Unit	Receipt	Payment	Net Amount
206.01/2020	Road Network Project II, under Department of Roads,	153,401,550.13	97,212,640.37	56,188,909.76
206.01/2021	Second Bhutan Urban Development Project, City Corporation, Thimphu	9,921,925.37	26,447,734.52	-16,525,809.15
206.01/2022	Poverty Alleviation through Road Development in Southern Bhutan, under Department of Roads, Ministry of Works and Human Settlement	40,788,647.53	110,194,694.53	-69,406,047.00
206.01/2023	Department of Engineering Section, MoWHS	1,579,036.43	10,335,121.80	-8,756,085.37
207.01/1001	Ministry of Information & Communications Secretariat, Thimphu	5,394,180.65	4,916,203.52	477,977.13
207.01/1002	Department of Air Transport (DoAT)	120,525,020.70	48,240,941.95	72,284,078.75
207.01/1003	Roads Safety and Transport Authority, MOIC	5,783,334.00	2,147,518.00	3,635,816.00
207.01/1004	Regional Transport Office, RSTA, Phuentsholing	688,602.00	343,116.00	345,486.00
207.01/1005	Regional Transport Office, RSTA, Gelephu	57,500.00	57,500.00	0.00
207.01/1006	Regional Transport Office, RSTA, Samdrup Jongkhar	314,560.32	763,203.00	-448,642.68
207.01/1007	Department of Information & Technology	33,276,044.25	36,892,006.64	-3,615,962.39
207.01/1008	Department of Information & Media	13,283,020.59	12,712,138.50	570,882.09
207.01/2002	DIT, Ministry of Information and Communicaitons	790,503.00	790,503.60	-0.60
207.01/2004	Department of Information Technology and Telecom, MoIC	35,413,773.07	14,588,954.21	20,824,818.86
207.01/2005	Department of Air Transport, Ministry of Information & Communications, Paro	11,768,033.00	23,478,778.00	-11,710,745.00
208.01/1001	Ministry of Health Secretariat, Thimphu	12,936,335.18	3,515,252.80	9,421,082.38
208.01/1002	Department of Public Health Services, MoH, Thimphu	10,601,585.00	14,958,348.00	-4,356,763.00
208.01/1003	Department of Medical Services, MoH, Thimphu	81,809,041.93	50,799,536.36	31,009,505.57

SCHEDULE 11: SCHEDULE OF ADVANCES AND SUSPENSE FOR THE FY 2014-15				
Account Number	Operating Unit	Receipt	Payment	Net Amount
208.01/1005	Regional Referral Hospital, Mongar	1,219,280.00	3,949,437.00	-2,730,157.00
208.01/1006	Central Regional Referral Hospital, Gelephu	1,488,395.60	1,488,395.60	0.00
208.01/1007	Malaria Eradication Program, Gelephu	120,581.00	120,581.00	0.00
208.01/1009	Medical Supply Depot, Phuentsholing	6,178,960.56	6,061,003.06	117,957.50
208.01/1010	Phuentsholing General Hospital	449,913.79	378,720.00	71,193.79
208.01/1011	Department of Traditional Medicine Services (DTMS), MoH	982,577.00	941,491.50	41,085.50
208.01/1012	Department of Medical Supply and Health Infrastructure (DMSHI)	31,971,424.29	38,634,600.31	-6,663,176.02
208.01/2002	Ministry of Health	8,031,254.54	7,483,386.54	547,868.00
208.01/2003	Ministry of Health	2,760,098.34	2,245,942.10	514,156.24
208.01/2004	RENEW Secretariat, Thimphu	6,291,370.00	5,201,940.00	1,089,430.00
208.01/2005	Vector-Borne Disease Control Programme, Gelephu	4,530,000.00	5,473,169.00	-943,169.00
208.01/2008	Country Coordination Mechanism, Ministry of Health	311,556.00		311,556.00
208.01/2009	Construction of CRR Hospital, Gelephu, MoH, Thimphu	47,471,974.00	10,082,529.00	37,389,445.00
208.01/2010	Diabetes Health Services, Ministry of Health, Thimphu	120,728.00	103,320.00	17,408.00
208.01/2012	TB Control Programme, MoH, Thimphu	10,168,789.86	9,338,034.34	830,755.52
208.01/2013	Enhanced Malaria Control Project, Gelephu	1,216,639.00	1,216,639.00	0.00
208.01/2016	International Assistance, Ministry of Health, Thimphu	17,956,575.65	18,526,575.65	-570,000.00
208.01/2017	UNICEF Assisted Projects, Ministry of Health, Thimphu	17,172,616.95	17,335,752.95	-163,136.00
208.01/2021	Construction of Public Health Laboratory, MoH	12,109,324.00	10,368,838.00	1,740,486.00
208.01/2022	Reconstruction of 40 bedded Samtse Hospital, Ministry of Health	7,690,315.00	22,817,219.00	-15,126,904.00

SCHEDULE 11: SCHEDULE OF ADVANCES AND SUSPENSE FOR THE FY 2014-15				
Account Number	Operating Unit	Receipt	Payment	Net Amount
208.01/2024	Health Infrastructure Development Division , MoH	572,500.00	18,150,000.00	-17,577,500.00
209.01/1001	Ministry Of Education Secretariat, Thimphu	36,053,194.22	48,180,794.09	-12,127,599.87
209.01/1002	Department Of Adult and Higher Education, MOE, Thimphu	35,369,995.17	35,364,867.92	5,127.25
209.01/1003	Department of School Education, MoE, Thimphu	275,348,214.41	289,788,598.22	-14,440,383.81
209.01/1004	Department of Youth, Culture & Sports, MoE, Thimphu	33,110,976.76	26,665,960.27	6,445,016.49
209.01/1005	CAPSD, Paro	20,767,430.00	20,767,430.00	0.00
209.01/2001	International Assistance, Ministry of Education, Thimphu	158,906,278.55	43,551,596.97	115,354,681.58
209.01/2002	UNICEF Assisted Project, Ministry of Education, Thimphu	60,654,765.06	58,525,459.69	2,129,305.37
209.01/2003	Scholarship Division, Dept. of Adult & Higher Education, Thimphu	870,743.60	870,743.60	0.00
209.01/2007	Save the Children Fund-USA assisted Project	7,229,342.00	6,515,102.00	714,240.00
209.01/2008	Deptt. of Youth & Sports, Ministry of Education, Thimphu	2,757,455.40	2,758,938.40	-1,483.00
210.01/1001	Ministry of Labour & Human Resources Secretariat, Thimphu	3,434,813.87	7,260,705.27	-3,825,891.40
210.01/1002	Department of Human Resources, Thimphu	23,992,686.52	33,478,564.18	-9,485,877.66
210.01/1003	Bhutan Vocational Qualification Authority, Thimphu	6,590,884.00	6,590,884.00	0.00
210.01/1004	Department of Labour, MoLHR	2,024,121.40	2,024,121.40	0.00
210.01/1005	Department of Employment, MoLHR	20,933,517.30	29,798,805.04	-8,865,287.74
210.01/1006	Trashi Yangtse Institute for Zorig Chusum	668,300.00	755,034.00	-86,734.00
210.01/1007	National Institute for Zorig Chusum, Thimphu.	80,000.00	159,587.34	-79,587.34
210.01/1009	Samthang Institute of Automobile Engineering	1,858,422.20	1,858,422.20	0.00

SCHEDULE 11: SCHEDULE OF ADVANCES AND SUSPENSE FOR THE FY 2014-15				
Account Number	Operating Unit	Receipt	Payment	Net Amount
210.01/1010	Vocational Training Institute, Khuruthang, Punakha	441,255.00	441,255.00	0.00
210.01/1011	Vocational Training Institute, Rangjung, Trashigang	158,450.00	158,450.00	0.00
210.01/1012	Serzhong Vocational Training Institute, Gelephu, Sarpang	694,107.80	694,107.80	0.00
210.01/1013	Chumey Vocational Training Institute, Bumthang	1,134,224.00	1,104,690.00	29,534.00
210.01/1014	Thimphu Institute of Automobile Engineering, MoLHR	145,938.00	128,000.00	17,938.00
210.01/2006	Department of Human Resources	7,155,148.00	7,155,148.00	0.00
401.01/1001	Dzongkhag Administration, Chhukha	69,681,546.28	73,592,148.68	-3,910,602.40
401.01/1002	Phuentsholing Drungkhag	10,855,324.00	12,230,078.94	-1,374,754.94
401.02/1001	Sampheling Geog, Chhuka	1,977,579.97	1,597,422.00	380,157.97
401.03/1001	Bongo Geog, Chhuka	952,067.00	2,553,944.00	-1,601,877.00
401.04/1001	Chapcha Geog, Chhukha Dzongkhag	829,576.07	1,349,691.29	-520,115.22
401.05/1001	Dungna Geog, Chhukha Dzongkhag	4,127,667.00	4,400,044.45	-272,377.45
401.06/1001	Gayling Geog, Chhukha Dzongkhag	2,048,656.00	2,359,703.00	-311,047.00
401.07/1001	Darla Geog, Chhuka	1,491,021.00	2,407,603.00	-916,582.00
401.08/1001	Getana Geog, Chhukha Dzongkhag	2,349,572.00	4,246,208.00	-1,896,636.00
401.09/1001	Jabcho Geog, Chhukha Dzongkhag	1,788,363.00	2,367,107.00	-578,744.00
401.10/1001	Lokchina Geog, Chhuka	2,067,686.00	5,587,919.00	-3,520,233.00
401.11/1001	Metakha Geog, Chhukha Dzongkhag	1,161,337.00	2,974,815.00	-1,813,478.00
401.12/1001	Phuentsholing Geog, Chhuka	2,845,512.61	2,785,489.49	60,023.12
402.01/1001	Dzongkhag Administration, Haa	42,708,110.61	35,359,577.81	7,348,532.80
402.02/1001	Bjee Geog, Ha Dzongkhag	1,596,550.00	2,666,482.00	-1,069,932.00
402.03/1001	Kastho Geog, Ha Dzongkhag	249,070.00	2,122,067.00	-1,872,997.00
402.04/1001	Sambekha Geog, Ha Dzongkhag	224,149.00	461,525.00	-237,376.00
402.05/1001	Sama Geog, Ha Dzongkhag	363,012.00	744,994.00	-381,982.00
402.06/1001	Uesu Geog, Ha Dzongkhag	356,443.00	467,510.00	-111,067.00

SCHEDULE 11: SCHEDULE OF ADVANCES AND SUSPENSE FOR THE FY 2014-15				
Account Number	Operating Unit	Receipt	Payment	Net Amount
402.07/1001	Gakiling Geog, Haa Dzongkhag	948,521.00	484,023.00	464,498.00
403.01/1001	Dzongkhag Administration, Paro	32,787,485.96	29,523,550.96	3,263,935.00
403.02/1001	Dobshari Geog, Paro Dzongkhag	921,731.00	844,809.00	76,922.00
403.03/1001	Dogar Geog, Paro Dzongkhag	954,641.00	1,343,843.00	-389,202.00
403.04/1001	Dotey Geog, Paro Dzongkhag	1,256,076.00	1,299,109.55	-43,033.55
403.05/1001	Horey Geog, Paro Dzongkhag	390,420.03	527,080.55	-136,660.52
403.06/1001	Lango Geog, Paro Dzongkhag	1,526,971.07	1,779,767.00	-252,795.93
403.07/1001	Lungni Geog, Paro Dzongkhag	1,048,964.00	1,173,643.00	-124,679.00
403.08/1001	Naja Geog, Paro Dzongkhag	3,299,962.00	2,722,050.00	577,912.00
403.09/1001	Shaba Geog, Paro Dzongkhag	817,395.25	876,082.00	-58,686.75
403.10/1001	Tsento Geog, Paro Dzongkhag	1,540,775.00	1,382,588.00	158,187.00
403.11/1001	Wangchang Geog, Paro Dzongkhag	1,258,843.00	1,752,162.00	-493,319.00
404.01/1001	Dzongkhag Administration, Samtse	102,787,835.93	92,358,317.15	10,429,518.78
404.01/1002	Sipsu Drungkhag	15,942,772.51	19,470,882.50	-3,528,109.99
404.01/1003	Dorokha Drungkhag	6,576,924.00	9,947,739.00	-3,370,815.00
404.02/1001	Bara Geog, Samtse Dzongkhag	937,587.00	863,476.00	74,111.00
404.03/1001	Biru Geog, Samtse Dzongkhag	11,177,825.00	11,288,539.00	-110,714.00
404.04/1001	Charghare Geog, Samtse Dzongkhag	2,040,504.00	1,545,414.00	495,090.00
404.05/1001	Chengmari Geog, Samtse Dzongkhag	1,328,215.50	1,078,432.27	249,783.23
404.06/1001	Denchhukha Geog, Samtse Dzongkhag	3,175,333.00	2,691,741.00	483,592.00
404.07/1001	Dorokha Geog, Samtse Dzongkhag	1,396,432.00	1,277,948.00	118,484.00
404.08/1001	Dumtoe Geog, Samtse Dzongkhag	1,535,588.00	2,093,430.00	-557,842.00
404.09/1001	Ghumauney Geog, Samtse Dzongkhag	3,894,983.00	2,983,148.73	911,834.27
404.10/1001	Lhahareni Geog, Samtse Dzongkhag	2,167,598.60	2,153,662.62	13,935.98

SCHEDULE 11: SCHEDULE OF ADVANCES AND SUSPENSE FOR THE FY 2014-15				
Account Number	Operating Unit	Receipt	Payment	Net Amount
404.11/1001	Tendu Geog, Samtse Dzongkhag	3,171,927.00	3,111,323.00	60,604.00
404.12/1001	Nainital Geog, Samtse Dzongkhag	526,195.00	2,115,606.59	-1,589,411.59
404.13/1001	Pagli Geog, Samtse Dzongkhag	1,606,567.00	1,818,245.00	-211,678.00
404.14/1001	Samtse Geog, Samtse Dzongkhag	7,498,280.80	3,565,995.80	3,932,285.00
404.15/1001	Sibsu Geog, Samtse Dzongkhag	2,051,264.00	1,300,476.00	750,788.00
404.16/1001	Tading Geog, Samtse Dzongkhag	4,797,050.00	2,872,872.00	1,924,178.00
405.01/1001	Dzongkhag Administration, Tsirang	43,991,075.83	36,608,586.16	7,382,489.67
405.02/1001	Beteni Geog, Tsirang Dzongkhag	500,132.00	426,133.00	73,999.00
405.03/1001	Dunglegang Geog, Tsirang Dzongkhag	125,168.00	273,579.81	-148,411.81
405.04/1001	Barshong Geog, Tsirang Dzongkhag	721,650.00	833,252.00	-111,602.00
405.05/1001	Gosheling Geog, Tsirang Dzongkhag	89,487.00	67,680.00	21,807.00
405.06/1001	Rangthangling Geog, Tsirang Dzongkhag	529,502.00	591,474.00	-61,972.00
405.07/1001	Kikhorthang Geog, Tsirang Dzongkhag	198,896.00	90,000.00	108,896.00
405.08/1001	Mendrelgang Geog, Tsirang Dzongkhag	141,070.00	214,917.00	-73,847.00
405.09/1001	Patale Geog, Tsirang Dzongkhag	1,689,237.00	992,346.00	696,891.00
405.10/1001	Phuentenchhu Geog, Tsirang Dzongkhag	843,046.00	505,865.00	337,181.00
405.11/1001	Semjong Geog, Tsirang Dzongkhag		194,678.00	-194,678.00
405.12/1001	Tsholingkhar Geog, Tsirang Dzongkhag	1,700,872.00	2,183,379.00	-482,507.00
405.13/1001	Tsirangtoe Geog, Tsirang Dzongkhag	279,000.00	394,639.00	-115,639.00
406.01/1001	Dzongkhag Administration, Dagana	95,475,019.21	91,645,601.99	3,829,417.22
406.01/1002	Lhamoizingkha Dungkhag, Dagana	49,690,239.44	33,046,929.44	16,643,310.00
406.02/1001	Dorona Geog, Dagana Dzongkhag	1,524,088.20	375,602.04	1,148,486.16
406.03/1001	Drujeygang Geog, Dagana Dzongkhag	728,250.00	663,411.60	64,838.40

SCHEDULE 11: SCHEDULE OF ADVANCES AND SUSPENSE FOR THE FY 2014-15				
Account Number	Operating Unit	Receipt	Payment	Net Amount
406.04/1001	Gesarling Geog, Dagana Dzongkhag	1,552,539.00	924,174.61	628,364.39
406.05/1001	Goshi Geog, Dagana Dzongkhag	1,292,146.00	1,163,727.00	128,419.00
406.06/1001	Kana Geog, Dagana Dzongkhag	1,925,189.50	2,320,224.01	-395,034.51
406.07/1001	Khebisa Geog, Dagana Dzongkhag	2,529,706.72	2,117,280.00	412,426.72
406.08/1001	Lajab Geog, Dagana Dzongkhag	696,156.00	3,181,393.00	-2,485,237.00
406.09/1001	Tashiding Geog, Dagana Dzongkhag	1,011,366.00	638,994.00	372,372.00
406.10/1001	Tshendaygang Geog, Dagana Dzongkhag	1,549,112.12	2,638,474.06	-1,089,361.94
406.11/1001	Tshangkha Geog, Dagana Dzongkhag	1,686,160.49	1,500,362.49	185,798.00
406.12/1001	Tseza Geog, Dagana Dzongkhag	1,024,474.00	1,160,778.00	-136,304.00
406.13/1001	Deorali Geog, Dagana Dzongkhag	1,099,276.00	781,878.00	317,398.00
406.14/1001	Lhamoizingkha Geog, Dagana Dzongkhag	348,536.00	515,873.00	-167,337.00
406.15/1001	Nichula Geog, Dagana Dzongkhag			
	200,011.00	419,689.00	-219,678.00	
407.01/1001	Dzongkhag Administration, Punakha	62,776,137.35	77,415,516.63	-14,639,379.28
407.02/1001	Chhubu Geog, Punakha Dzongkhag	1,880,039.37	1,264,707.00	615,332.37
407.03/1001	Goenshari Geog, Punakha Dzongkhag	681,679.00	847,294.00	-165,615.00
407.04/1001	Guma Geog, Punakha Dzongkhag	1,659,653.00	1,275,727.00	383,926.00
407.05/1001	Kabjisa Geog, Punakha Dzongkhag	2,091,928.00	821,445.00	1,270,483.00
407.06/1001	Lingbukha Geog, Punakha Dzongkhag	75,000.00	482,570.00	-407,570.00
407.07/1001	Shengana Geog, Punakha Dzongkhag	740,580.90	504,313.00	236,267.90
407.08/1001	Talo Geog, Punakha Dzongkhag	552,100.00	481,000.00	71,100.00
407.09/1001	Toewang Geog, Punakha Dzongkhag	619,885.00	544,320.00	75,565.00
407.10/1001	Zoma Geog, Punakha Dzongkhag	699,778.00	491,374.00	208,404.00

SCHEDULE 11: SCHEDULE OF ADVANCES AND SUSPENSE FOR THE FY 2014-15				
Account Number	Operating Unit	Receipt	Payment	Net Amount
407.11/1001	Baap Geog, Punakha	1,375,421.00	754,654.00	620,767.00
407.12/1001	Toebesa Geog, Punakha	1,054,700.00	749,000.00	305,700.00
408.01/1001	Dzongkhag Administration, Wangdue Phodrang	59,479,252.15	52,818,658.41	6,660,593.74
408.02/1001	Bjena Gewog, Wangdue Phodrang Dzongkhag	418,395.00	375,000.00	43,395.00
408.03/1001	Dangchhu Geog, Wangdue Phodrang Dzongkhag	2,356,533.50	1,747,846.50	608,687.00
408.04/1001	Darkar Geog, Wangdue Phodrang Dzongkhag	1,247,095.00	1,247,250.00	-155.00
408.05/1001	Gangtey Geog, Wangdue Phodrang Dzongkhag	3,026,118.00	1,883,982.00	1,142,136.00
408.06/1001	Gasetshogom Geog, Wangdue Phodrang Dzongkhag	814,942.00	763,646.00	51,296.00
408.07/1001	Gasetshowom Geog, Wangdue Phodrang Dzongkhag	764,691.00	892,929.00	-128,238.00
408.08/1001	Kashi Geog, Wangdue Phodrang Dzongkhag	1,057,632.00	1,257,700.00	-200,068.00
408.09/1001	Nahi Geog, Wangdue Phodrang Dzongkhag	770,644.00	732,792.00	37,852.00
408.10/1001	Nisho Geog, Wangdue Phodrang Dzongkhag	368,363.00	672,000.00	-303,637.00
408.11/1001	Phangyul Geog, Wangdue Phodrang Dzongkhag	541,606.00	1,304,585.00	-762,979.00
408.12/1001	Phobjee Geog, Wangdue Phodrang Dzongkhag	1,105,999.00	1,525,000.00	-419,001.00
408.13/1001	Roepa Geog, Wangdue Phodrang Dzongkhag	296,154.00	156,000.00	140,154.00
408.14/1001	Sephu Geog, Wangdue Phodrang Dzongkhag	1,696,776.00	1,324,050.00	372,726.00
408.15/1001	Athang Gewog, Wangdue Phodrang Dzongkhag	1,701,544.00	2,232,727.00	-531,183.00
408.16/1001	Thetshong Geog, Wangdue Phodrang Dzongkhag	1,018,700.00	1,229,501.00	-210,801.00
409.01/1001	Dzongkhag Administration, Bumthang	58,827,006.85	63,094,374.49	-4,267,367.64
409.02/1001	Chhoekhor Geog, Bumthang Dzongkhag	1,863,433.00	2,100,272.00	-236,839.00
409.03/1001	Chhume Geog, Bumthang Dzongkhag	2,770,886.00	3,223,234.00	-452,348.00
409.04/1001	Tang Geog, Bumthang Dzongkhag	2,638,000.00	330,000.00	2,308,000.00
409.05/1001	Ura Geog, Bumthang Dzongkhag	2,150,000.00	2,247,175.00	-97,175.00

SCHEDULE 11: SCHEDULE OF ADVANCES AND SUSPENSE FOR THE FY 2014-15				
Account Number	Operating Unit	Receipt	Payment	Net Amount
410.01/1001	Dzongkhag Administration, Sarpang	75,055,732.48	69,393,351.69	5,662,380.79
410.01/1002	Dungkhag Administration, Gelephu	847,776.00	791,402.00	56,374.00
410.02/1002	Samtayling Geog, Sarpang Dzongkhag	968,858.00	1,588,066.74	-619,208.74
410.03/1002	Chuzangang Geog, Sarpang Dzongkhag	946,957.00	1,152,003.00	-205,046.00
410.04/1001	Dekiling Geog, Sarpang Dzongkhag	949,929.00	932,403.78	17,525.22
410.05/1001	Doeban Geog, Sarpang Dzongkhag	2,346,076.00	2,529,328.88	-183,252.88
410.06/1002	Tareythang Geog, Sarpang Dzongkhag	250,008.00	790,247.00	-540,239.00
410.07/1002	Gelephu Geog, Sarpang Dzongkhag	1,465,600.00	1,537,695.00	-72,095.00
410.08/1001	Hilley Geog, Sarpang Dzongkhag	2,436,376.00	2,422,076.63	14,299.37
410.09/1002	Jigmechoeling Geog, Sarpang Dzongkhag	2,026,123.50	3,036,554.50	-1,010,431.00
410.10/1002	Umling Gewog, Sarpang Dzongkhag	768,644.00	1,049,434.00	-280,790.00
410.11/1001	Singhi Geog, Sarpang Dzongkhag	512,846.00	1,414,170.40	-901,324.40
410.12/1001	Sarpangtar Geog, Sarpang Dzongkhag	2,157,234.15	1,010,954.97	1,146,279.18
410.13/1002	Sershong Geog, Sarpang Dzongkhag	1,894,631.00	1,249,325.26	645,305.74
411.01/1001	Dzongkhag Administration, Zhemgang	64,081,347.97	54,738,065.71	9,343,282.26
411.01/1002	Panbang Dungkhag, Zhemgang	14,110,318.30	8,225,560.30	5,884,758.00
411.02/1001	Bardo Geog, Zhemgang Dzongkhag	1,378,000.00	1,445,329.00	-67,329.00
411.03/1001	Bjoka Geog, Zhemgang	2,576,000.00	2,650,218.00	-74,218.00
411.04/1001	Nangkhor Geog, Zhemgang Dzongkhag	660,863.00	1,403,293.00	-742,430.00
411.05/1001	Ngangla Geog, Zhemgang	1,411,829.00	2,915,606.00	-1,503,777.00
411.06/1001	Phangkhar Geog, Zhemgang Dzongkhag	3,008,600.00	3,215,009.00	-206,409.00
411.07/1001	Shingkhar Geog, Zhemgang Dzongkhag	1,988,315.00	1,610,828.00	377,487.00
411.08/1001	Trong Geog, Zhemgang Dzongkhag	1,155,717.00	811,420.00	344,297.00
411.09/1001	Goshing Geog, Zhemgang	2,633,950.00	3,442,309.00	-808,359.00

SCHEDULE 11: SCHEDULE OF ADVANCES AND SUSPENSE FOR THE FY 2014-15				
Account Number	Operating Unit	Receipt	Payment	Net Amount
412.01/1001	Dzongkhag Administration, Trongsa	74,735,514.40	65,956,271.82	8,779,242.58
412.02/1001	Dragteng Geog, Trongsa Dzongkhag	754,150.00	754,150.00	0.00
412.03/1001	Korphu Geog, Trongsa Dzongkhag	1,820,951.00	954,165.00	866,786.00
412.04/1001	Langthel Geog, Trongsa Dzongkhag	1,105,683.00	841,157.00	264,526.00
412.05/1001	Nubi Geog, Trongsa Dzongkhag	1,923,221.00	1,442,990.00	480,231.00
412.06/1001	Tangsibji Geog, Trongsa Dzongkhag	1,482,374.63	1,227,934.00	254,440.63
413.01/1001	Dzongkhag Administration, Lhuentse	77,628,069.01	88,367,480.76	-10,739,411.75
413.01/2002	MAGIP Project, Lhuentse Dzongkhag	6,179,134.00	5,864,048.00	315,086.00
413.02/1001	Gangzur Geog, Lhuentse Dzongkhag	2,036,913.00	1,939,591.00	97,322.00
413.03/1001	Jarey Geog, Lhuentse Dzongkhag	1,950,755.44	1,689,171.00	261,584.44
413.04/1001	Khoma Geog, Lhuentse Dzongkhag	629,337.00	1,038,000.00	-408,663.00
413.05/1001	Kurtoe Geog, Lhuentse Dzongkhag	212,732.00	514,384.00	-301,652.00
413.06/1001	Minjay Geog, Lhuentse Dzongkhag	995,485.00	2,387,000.00	-1,391,515.00
413.07/1001	Menbi Geog, Lhuentse Dzongkhag	1,045,803.60	1,218,809.40	-173,005.80
413.08/1001	Metsho Geog, Lhuentse Dzongkhag	4,335,348.00	3,541,861.00	793,487.00
413.09/1001	Tshenkar Geog, Lhuentse Dzongkhag	792,355.00	908,018.00	-115,663.00
414.01/1001	Dzongkhag Administration, Mongar	128,173,639.69	142,207,766.50	-14,034,126.81
414.01/1002	Office of the Gyaltshab	2,342,126.00	2,352,186.00	-10,060.00
414.01/2002	MAGIP Project, Mongar	9,314,675.00	8,795,239.00	519,436.00
414.02/1001	Balam Geog, Mongar Dzongkhag	384,535.00	325,000.00	59,535.00
414.03/1001	Chali Geog, Mongar Dzongkhag	823,776.00	598,376.00	225,400.00
414.04/1001	Chaskhar Geog, Mongar Dzongkhag	1,285,000.00	1,213,975.00	71,025.00
414.05/1001	Dramtse Geog, Mongar Dzongkhag	729,903.00	852,403.00	-122,500.00
414.06/1001	Drepong Geog, Mongar Dzongkhag	274,985.00	451,685.00	-176,700.00

SCHEDULE 11: SCHEDULE OF ADVANCES AND SUSPENSE FOR THE FY 2014-15				
Account Number	Operating Unit	Receipt	Payment	Net Amount
414.07/1001	Gongdue Geog, Mongar Dzongkhag	697,859.00	656,500.00	41,359.00
414.08/1001	Jurmey Geog, Mongar Dzongkhag	558,674.00	538,258.00	20,416.00
414.09/1001	Kengkhar Geog, Mongar Dzongkhag	905,715.00	730,775.00	174,940.00
414.10/1001	Mongar Geog, Mongar Dzongkhag	2,362,368.00	2,154,334.00	208,034.00
414.11/1001	Natshang Geog, Mongar Dzongkhag	567,000.00	484,000.00	83,000.00
414.12/1001	Saleng Geog, Mongar Dzongkhag	731,571.00	565,000.00	166,571.00
414.13/1001	Sherimung Geog, Mongar Dzongkhag	685,262.00	568,900.00	116,362.00
414.14/1001	Silambi Geog, Mongar Dzongkhag	1,664,604.02	1,285,796.80	378,807.22
414.15/1001	Thangrong Geog, Mongar Dzongkhag	1,426,235.00	1,521,480.00	-95,245.00
414.16/1001	Tsakaling Geog, Mongar Dzongkhag	1,944,553.00	1,895,000.00	49,553.00
414.17/1001	Tsamang Geog, Mongar Dzongkhag	1,532,935.69	2,502,406.34	-969,470.65
414.18/1001	Narang Geog, Mongar Dzongkhag	635,759.22	519,682.00	116,077.22
415.01/1001	Dzongkhag Administration, Pema Gatshel	121,968,069.28	145,785,566.42	-23,817,497.14
415.01/1002	Nganglam Drungkhag	17,658,202.00	18,846,185.67	-1,187,983.67
415.01/2002	MAGIP Project, Pemagatshel Dzongkhag	6,433,320.00	5,657,055.00	776,265.00
415.02/1001	Chongshing Gewog, Pema Gatshel Dzongkhag	5,202,409.00	4,233,480.00	968,929.00
415.03/1001	Chhimung Geog, Pema Gatshel Dzongkhag	4,165,377.70	3,222,548.70	942,829.00
415.04/1001	Dungme Geog, Pema Gatshel Dzongkhag	6,080,080.60	3,157,015.00	2,923,065.60
415.05/1001	Khar Geog, Pema Gatshel Dzongkhag	2,312,022.00	1,131,352.00	1,180,670.00
415.06/1001	Shumar geog, Pema Gatshel Dzongkhag	963,258.00	933,969.00	29,289.00
415.07/1001	Yurung Geog, Pema Gatshel Dzongkhag	2,417,082.00	3,618,719.00	-1,201,637.00
415.08/1001	Zobel Geog, Pema Gatshel Dzongkhag	1,108,830.00	396,250.00	712,580.00
415.09/1001	Decheling Gewog, Nganglam Dungkhag	2,463,532.00	2,372,807.00	90,725.00

SCHEDULE 11: SCHEDULE OF ADVANCES AND SUSPENSE FOR THE FY 2014-15				
Account Number	Operating Unit	Receipt	Payment	Net Amount
415.10/1001	Norbugang Gewog, Nganglam Dzungkhag	1,162,471.00	1,155,799.00	6,672.00
415.11/1001	Nanong Gewog, Pemagatshel Dzungkhag	1,970,276.00	1,655,674.00	314,602.00
415.12/1001	Chokorling Gewog, Nganglam Dzungkhag	1,857,494.00	2,447,143.00	-589,649.00
416.01/1001	Dzungkhag Administration, Samdrup Jongkhar	59,216,635.68	60,865,613.55	-1,648,977.87
416.01/2002	MAGIP Project, Samdrup Jongkhar Dzungkhag	5,170,018.00	4,274,191.00	895,827.00
416.02/1001	Phuntshothang Geog, Samdrup Jongkhar Dzungkhag	816,450.00	950,363.00	-133,913.00
416.03/1001	Pemethang Geog, Samdrup Jongkhar Dzungkhag	1,296,891.00	1,271,419.77	25,471.23
416.04/1001	Gomdar Geog, Samdrup Jongkhar Dzungkhag	1,855,000.00	2,122,053.91	-267,053.91
416.05/1001	Wangphu Geog, S/Jongkhar Dzungkhag	2,031,479.00	2,271,321.73	-239,842.73
416.06/1001	Langchenphu Geog, Samdrup Jongkhar Dzungkhag	1,509,129.00	1,551,382.00	-42,253.00
416.07/1001	Lauri Geog, Samdrup Jongkhar Dzungkhag	1,232,456.00	1,727,356.00	-494,900.00
416.08/1001	Martshala Geog, Samdrup Jongkhar Dzungkhag	2,456,126.33	1,773,845.80	682,280.53
416.09/1001	Deothang Geog, S/Jongkhar Dzungkhag	3,486,620.00	3,518,170.00	-31,550.00
416.10/1001	Orong Geog, Samdrup Jongkhar Dzungkhag	1,751,631.00	1,817,302.00	-65,671.00
416.11/1001	Samrang Geog, Samdrup Jongkhar Dzungkhag	524,476.02	1,000,225.00	-475,748.98
416.12/1001	Serthi Geog, Samdrup Jongkhar Dzungkhag	390,246.00	1,245,979.00	-855,733.00
417.01/1001	Dzungkhag Administration, Trashigang	73,853,374.58	71,441,310.42	2,412,064.16
417.01/1002	Sakteng Dzungkhag, Tashigang	403,755.00	403,755.00	0.00
417.01/1003	Thrimshing Dzungkhag, Tashigang	485,252.72	521,000.00	-35,747.28
417.01/1004	Wamrong Dzungkhag, Tashigang	917,797.00	1,046,171.00	-128,374.00
417.01/2002	MAGIP Project, Trashigang Dzungkhag	3,811,203.00	3,210,599.00	600,604.00
417.02/1001	Bartsham Geog, Trashigang Dzungkhag	435,000.00	435,000.00	0.00

SCHEDULE 11: SCHEDULE OF ADVANCES AND SUSPENSE FOR THE FY 2014-15				
Account Number	Operating Unit	Receipt	Payment	Net Amount
417.03/1001	Bidung Geog, Trashigang Dzongkhag	70,000.00	70,000.00	0.00
417.04/1001	Kanglung Geog, Trashigang Dzongkhag	2,327,031.80	2,327,031.80	0.00
417.05/1001	Kangpara Geog, Trashigang Dzongkhag	2,000,000.00	2,060,494.00	-60,494.00
417.06/1001	Khaling Geog, Trashigang Dzongkhag	1,101,705.00	1,101,705.00	0.00
417.07/1001	Lumang Geog, Trashigang Dzongkhag	2,860,750.00	2,778,000.00	82,750.00
417.08/1001	Merak Geog, Trashigang Dzongkhag	1,074,421.00	876,440.00	197,981.00
417.09/1001	Yangneer Geog, Trashigang Dzongkhag	579,613.00	751,871.00	-172,258.00
417.10/1001	Phongmey Geog, Trashigang Dzongkhag	347,000.00	188,300.00	158,700.00
417.11/1001	Radhi Geog, Trashigang Dzongkhag	264,955.00	266,035.00	-1,080.00
417.12/1001	Sakten Geog, Trashigang Dzongkhag	8,699,047.36	5,668,115.16	3,030,932.20
417.13/1001	Samkhar Geog, Trashigang Dzongkhag	1,521,500.00	1,047,500.00	474,000.00
417.15/1001	Thrimshing Geog, Trashigang Dzongkhag	2,307,912.00	2,307,912.00	0.00
417.16/1001	Uzarong Geog, Trashigang Dzongkhag	2,010,715.51	2,010,755.00	-39.49
418.01/1001	Dzongkhag Administration, Thimphu	40,204,864.14	57,680,754.12	-17,475,889.98
418.01/1002	Lingzhi Drungkhag	974,479.38	1,123,869.82	-149,390.44
418.02/1001	Soe Geog, Thimphu Dzongkhag	1,913,487.00	988,551.00	924,936.00
418.03/1001	Chang Geog, Thimphu Dzongkhag	1,012,320.00	1,052,818.95	-40,498.95
418.04/1001	Dagala Geog, Thimphu Dzongkhag	798,329.00	714,134.00	84,195.00
418.05/1001	Gayney Geog, Thimphu Dzongkhag	274,191.00	453,455.00	-179,264.00
418.06/1001	Kawang Geog, Thimphu Dzongkhag	929,861.00	810,999.42	118,861.58
418.07/1001	Lingshi Geog, Thimphu Dzongkhag	1,072,763.00	1,116,012.00	-43,249.00
418.08/1001	Mewang Geog, Thimphu Dzongkhag	1,333,935.74	1,206,641.93	127,293.81
418.09/1001	Naro Geog, Thimphu Dzongkhag	1,152,196.86	1,391,481.00	-239,284.14
419.01/1002	Gasa Dzongkhag	38,353,416.12	33,385,869.40	4,967,546.72

SCHEDULE 11: SCHEDULE OF ADVANCES AND SUSPENSE FOR THE FY 2014-15				
Account Number	Operating Unit	Receipt	Payment	Net Amount
419.02/1002	Geonkhamed Gewog	1,751,213.93	1,743,024.70	8,189.23
419.03/1002	Geonkhatoed Gewog	1,375,118.47	1,606,334.66	-231,216.19
419.04/1002	Laya Gewog	1,191,918.50	1,191,918.50	0.00
419.05/1002	Lunana Gewog	2,155,857.44	1,626,536.04	529,321.40
420.01/1001	Dzongkhag Administration, Trashi Yangtse	81,577,780.25	56,115,222.22	25,462,558.03
420.01/2002	MAGIP Project, Trashiyangtse Dzongkhag	5,848,628.00	3,853,902.00	1,994,726.00
420.02/1001	Bumdiling Gewog, Trashi Yangtse Dzongkhag	951,000.00	1,071,318.00	-120,318.00
420.03/1001	Jamkhar Gewog, Trashi Yangtse Dzongkhag	1,640,935.00	1,986,485.00	-345,550.00
420.04/1001	Khamdang Gewog, Trashi Yangtse Dzongkhag	857,002.00	844,512.00	12,490.00
420.05/1001	Ramjar Gewog, Trashi Yangtse Dzongkhag	336,215.00	725,676.00	-389,461.00
420.06/1001	Toetsho Gewog, Trashi Yangtse Dzongkhag	1,343,479.00	1,392,961.00	-49,482.00
420.07/1001	Tongshang Gewog, Trashi Yangtse Dzongkhag	1,390,795.00	2,783,910.00	-1,393,115.00
420.08/1001	Yalang Gewog, Trashi Yangtse Dzongkhag	434,950.00	216,000.00	218,950.00
420.09/1001	Yangtse Gewog, Trashi Yangtse Dzongkhag	2,106,228.00	1,355,990.00	750,238.00
Total		7,775,074,247.22	8,186,865,289.60	-411,791,042.38
Grand Total		8,048,543,212.22	8,459,698,871.77	-411,155,659.55

Schedule 12: Schedule of Government Current Deposit Accounts for the FY 2014-15										
I. Gewog										
Sl. No.	Account Number	Operating Agency	Account Type	Bank Branch	Opening Balance	Total Receipts	Total Payments	Closing Balance		
1	20700435068460022	Bhur Gewog	Gewog	Gelephu	69,703.75	38,593.05	52,000.00	56,296.80		
2	20700435068710028	Chuzagang Gewog	Gewog	Gelephu	136,548.45	42,616.93	154,250.00	24,915.38		
3	20700435068580024	Gelephu Gewog	Gewog	Gelephu	198,526.16	39,152.00	10,000.00	227,678.16		
4	20700435068810022	Jigmecholing Gewog	Gewog	Gelephu	85,253.71	71,626.57	102,594.00	54,286.28		
5	20700435068640024	Sershong Gewog	Gewog	Gelephu	243,733.56	38,979.25	59,715.00	222,997.81		
6	20700435068520022	Umling Gewog	Gewog	Gelephu	101,028.60	33,222.28	90,000.00	44,250.88		
7	20300435099920019	Ngangla Gewog	Gewog	Gelephu	319,997.33	43,137.66	-	363,134.99		
8	20300435099930012	Phangkhar Gewog	Gewog	Gelephu	69,733.27	26,416.06	50,000.00	46,149.33		
9	20300435099910015	Bjoka Gewog	Gewog	Gelephu	36,563.77	17,178.98	15,000.00	38,742.75		
10	20300435099940016	Goshing Gewog	Gewog	Gelephu	198,719.80	15,617.00	150,000.00	64,336.80		
11	20701464070870029	Naja Gewog	Gewog	Paro	115,477.87	-	112,790.00	2,687.87		
12	20701464070970024	Horey Gewog	Gewog	Paro	7,211.84	1,610.00	7,553.25	1,268.59		
13	20701464070990021	Shaba Gewog	Gewog	Paro	266,807.11	78,100.00	89,500.00	255,407.11		
14	20701464071050021	Lungni Gewog	Gewog	Paro	478,683.53	51,737.89	64,406.00	466,015.42		
15	20701464070950027	Dogar Gewog	Gewog	Paro	37,000.52	38,788.00	46,500.00	29,288.52		
16	20701464071060025	Tsento Gewog	Gewog	Paro	15,759.78	36,063.00	27,591.00	24,231.78		
17	20701464070960020	Dotey Gewog	Gewog	Paro	6,538.26	58,260.00	12,897.00	51,901.26		
18	20701464070980028	Lango Gewog	Gewog	Paro	7,469.38	169,000.00	13,182.00	163,287.38		
19	20701464071320024	Wangcha Gewog	Gewog	Paro	20,273.89	100,780.00	11,780.00	109,273.89		
20	20701464071220029	Dobshari Gewog	Gewog	Paro	18,819.58	-	17,762.00	1,057.58		
21	20301567011980017	Dragten Gewog	Gewog	Trongsa	158,073.00	-	16,695.00	141,378.00		
22	20301567011990010	Korphu Gewog	Gewog	Trongsa	162,197.57	46,965.00	167,557.00	41,605.57		
23	20301567012000012	Langthel Gewog	Gewog	Trongsa	23,088.46	25,000.00	20,000.00	28,088.46		
24	20301567012010016	Nubi Gewog	Gewog	Trongsa	28,995.08	174,300.00	147,000.00	56,295.08		
25	20301567012020019	Tangbi Gewog	Gewog	Trongsa	26,888.30	49,000.00	50,000.00	25,888.30		
26	20301975000790012	Gangzoor Gewog	Gewog	Lhuentse	101,254.21	34,987.96	38,780.00	97,462.17		
27	20301975000800014	Jarey Gewog	Gewog	Lhuentse	161,310.40	20,615.28	155,433.00	26,492.68		

Schedule 12: Schedule of Government Current Deposit Accounts for the FY 2014-15										
I. Gewog										
Sl. No.	Account Number	Operating Agency	Account Type	Bank Branch	Opening Balance	Total Receipts	Total Payments	Closing Balance		
28	20301975000810018	Khoma Gewog	Gewog	Lhuentse	220,151.93	36,007.23	11,070.00	245,089.16		
29	20301975000820011	Kurtoe Gewog	Gewog	Lhuentse	200,778.96	-	-	200,778.96		
30	20301975000830015	Minjay Gewog	Gewog	Lhuentse	102,506.81	38,175.36	-	140,682.17		
31	20301975222840019	Menbi Gewog	Gewog	Lhuentse	408,595.30	55,094.53	37,345.00	426,344.83		
32	20301975000850012	Metsho Gewog	Gewog	Lhuentse	129,264.60	27,433.92	-	156,698.52		
33	20301975000870019	Tshenkhar Gewog	Gewog	Lhuentse	210,665.22	43,831.40	-	254,496.62		
34	20700330004090015	Bakuli/Phuntshothang Gewog	Gewog	Samdrup Jongkhar	20,750.71	47,915.92	51,278.00	17,388.63		
35	20700330004100017	Dalim/Pemathang Gewog	Gewog	Samdrup Jongkhar	22,316.54	47,645.11	-	69,961.65		
36	20700330004110010	Gomdar Gewog	Gewog	Samdrup Jongkhar	121,802.17	32,882.62	19,005.00	135,679.79		
37	20700330004120014	Hastinapur/Langchenphu Gewog	Gewog	Samdrup Jongkhar	5,614.52	20,624.67	26,000.00	239.19		
38	20700330004130018	Lauri Gewog	Gewog	Samdrup Jongkhar	33,873.10	33,124.00	39,424.00	27,573.10		
39	20700330004140011	Martshala Gewog	Gewog	Samdrup Jongkhar	34,084.88	49,004.00	-	83,088.88		
40	20700330004160019	Orong Gewog	Gewog	Samdrup Jongkhar	14,192.50	36,610.40	23,470.00	27,332.90		
41	20700330004170012	Samrang Gewog	Gewog	Samdrup Jongkhar	4,982.43	24,699.00	19,182.00	10,499.43		
42	20700330004180016	Serthi Gewog	Gewog	Samdrup Jongkhar	9,075.59	28,095.00	25,000.00	12,170.59		
43	20700330000670013	Deothang Gewog	Gewog	Samdrup Jongkhar	3,644.51	52,020.86	54,800.00	865.37		
44	20700330000850015	Wangphu Gewog	Gewog	Samdrup Jongkhar	32,363.81	18,812.00	-	51,175.81		
45	20702985000490029	Dechheling Gewog, Samdrup Jongkhar	Gewog	Nanglam	165,472.57	196,758.69	237,830.00	124,401.26		
46	20702985000500020	Chokhorling Gewog, Samdrup Jongkhar	Gewog	Nanglam	3,188.53	24,011.14	12,775.00	14,424.67		
47	20702985000480025	Norbugang Gewog	Gewog	Nanglam	81,066.84	48,040.23	3,000.00	126,107.07		
48	203016690009210016	Bjee Gewog	Gewog	Haa	116,105.37	60,000.00	46,450.00	129,655.37		
49	203016690009220019	Katsho Gewog	Gewog	Haa	64,750.99	16,815.00	63,000.00	18,565.99		
50	203016690009230013	Sombeykha Gewog	Gewog	Haa	165,017.05	21,919.00	114,500.00	72,436.05		

Schedule 12: Schedule of Government Current Deposit Accounts for the FY 2014-15

I. Gewog										
Sl. No.	Account Number	Operating Agency	Account Type	Bank Branch	Opening Balance	Total Receipts	Total Payments	Closing Balance		
51	20301669009240017	Samar Gewog	Gewog	Haa	25,925.76	11,060.00	25,000.00	11,985.76		
52	20301669009250010	Uesu Gewog	Gewog	Haa	15,377.56	76,173.00	70,000.00	21,550.56		
53	20301669000470018	Gakiling Gewog	Gewog	Haa	9,321.05	36,259.00	-	45,580.05		
54	20700951027690019	Phuentsholing Gewog	Gewog	Phuentsholing (Bazar Branch)	932,989.81	61,806.00	-	994,795.81		
55	20700951028490016	Lhamoizingkha Gewog	Gewog	Phuentsholing (Bazar Branch)	46,578.81	25,059.96	16,850.00	54,788.77		
56	20700951028470019	Lokchima Gewog	Gewog	Phuentsholing (Bazar Branch)	386,159.55	32,756.00	103,610.00	315,305.55		
57	20700951028460015	Bhujora Gewog	Gewog	Phuentsholing (Bazar Branch)	782,336.48	32,670.00	-	815,006.48		
58	20700951028500018	Nichula Gewog	Gewog	Phuentsholing (Bazar Branch)	42,788.76	25,439.23	12,000.00	56,227.99		
59	20700951028480012	Deorali Gewog	Gewog	Phuentsholing (Bazar Branch)	48,062.84	48,124.00	76,000.00	20,186.84		
60	20301771001370017	Bongo Gewog	Gewog	Gedu	235,229.36	48,000.00	100,000.00	183,229.36		
61	20301771001380010	Darla Gewog	Gewog	Gedu	330,265.47	96,582.00	58,045.00	368,802.47		
62	20302899000410016	Bumdeling Gewog	Gewog	Trashiyangtse	51,390.44	31,145.00	50,400.00	32,135.44		
63	20302899000420019	Yangtse Gewog	Gewog	Trashiyangtse	149,246.55	50,203.90	151,192.00	48,258.45		
64	20302899000430013	Jamkhar Gewog	Gewog	Trashiyangtse	208,928.48	34,062.00	21,322.00	221,668.48		
65	20302899000440017	Khamdang Gewog	Gewog	Trashiyangtse	186,623.24	60,729.00	157,386.00	89,966.24		
66	20302899000450010	Ramjar Gewog	Gewog	Trashiyangtse	68,065.29	28,970.13	18,161.00	78,874.42		
67	20302899000470018	Teotsho Gewog	Gewog	Trashiyangtse	49,941.66	79,727.00	125,650.00	4,018.66		
68	20302899000480011	Tongshang Gewog	Gewog	Trashiyangtse	156,313.56	42,080.16	41,322.00	157,071.72		
69	20302899000490015	Yallang Gewog	Gewog	Trashiyangtse	122,566.12	45,730.00	35,000.00	133,296.12		
70	20300540000770011	Chapcha Gewog	Gewog	Chhukha	192,159.26	18,170.00	8,200.00	202,129.26		
71	20300540000780015	Dungna Gewog	Gewog	Chhukha	91,391.92	36,321.00	5,980.00	121,732.92		

Schedule 12: Schedule of Government Current Deposit Accounts for the FY 2014-15										
I. Gewog										
Sl. No.	Account Number	Operating Agency	Account Type	Bank Branch	Opening Balance	Total Receipts	Total Payments	Closing Balance		
72	20300540000790019	Gayling Gewog	Gewog	Chhukha	357,142.59	48,930.80	10,000.00	396,073.39		
73	20300540000800010	Getena Gewog	Gewog	Chhukha	127,175.62	22,649.88		149,825.50		
74	20300540000810014	Jabcho Gewog	Gewog	Chhukha	188,990.05	26,080.76	9,610.00	205,460.81		
75	20300540000820018	Metakha Gewog	Gewog	Chhukha	174,709.42	12,008.88		186,718.30		
76	20300848000530012	Betini Gewog	Gewog	Damphu	43,159.00	15,101.12	14,265.00	43,995.12		
77	20300848000540016	Dunglagang Gewog	Gewog	Damphu	149,344.85	28,497.96	11,902.00	165,940.81		
78	20300848000550019	Barshong Gewog	Gewog	Damphu	68,519.26	18,048.92	30,000.00	56,568.18		
79	20300848000560013	Gosaling Gewog	Gewog	Damphu	100,477.81	26,585.48	41,670.00	85,393.29		
80	20300848000570017	Rantthangling Gewog	Gewog	Damphu	108,202.27	57,143.86	34,700.00	130,646.13		
81	20300848000580010	Kikhorthang Gewog	Gewog	Damphu	311,679.98	24,340.00	-	336,019.98		
82	20300848000590014	Mendregang Gewog	Gewog	Damphu	180,770.66	25,429.63	10,000.00	196,200.29		
83	20300848000600016	Patala Gewog	Gewog	Damphu	71,236.66	21,997.96	10,000.00	83,234.62		
84	20300848000610019	Phuentenchu Gewog	Gewog	Damphu	51,773.75	27,109.17	60,000.00	18,882.92		
85	20300848000620013	Shemjong Gewog	Gewog	Damphu	111,136.00	23,050.98	-	134,186.98		
86	20300848000630017	Tsholingkhar Gewog	Gewog	Damphu	267,722.90	30,000.00	-	297,722.90		
87	20300848000640010	Tsirang Toe Gewog	Gewog	Damphu	60,833.42	24,084.56	10,000.00	74,917.98		
88	20700642501150017	Bara Gewog	Gewog	Samtse	96,501.98	63,983.49	106,021.50	54,463.97		
89	20700642501160010	Biru Gewog	Gewog	Samtse	127,405.33	48,507.00	61,585.00	114,327.33		
90	20700642501170014	Chargharey Gewog	Gewog	Samtse	81,989.21	239,687.37	289,500.00	32,176.58		
91	20700642501180018	Chengmari Gewog	Gewog	Samtse	1,179.00	48,460.33	-	49,639.33		
92	20700642501190011	Denchuka Gewog	Gewog	Samtse	19,059.32	36,951.86	13,615.00	42,396.18		
93	20700642501200013	Dorokha Gewog	Gewog	Samtse	120,178.74	66,056.00	142,420.00	43,814.74		
94	20700642501210017	Dumtoe Gewog	Gewog	Samtse	26,280.55	19,475.00	18,000.00	27,755.55		
95	20700642501220010	Ghumuney Gewog	Gewog	Samtse	198,518.41	46,510.00	111,907.00	133,121.41		
96	20700642501230014	Lahareni Gewog	Gewog	Samtse	8,823.93	27,000.00	10,000.00	25,823.93		
97	20700642501240018	Mayona Gewog	Gewog	Samtse	19,476.32	-	-	19,476.32		
98	20700642501270019	Naimital Gewog	Gewog	Samtse	129,221.64	128,093.04	37,940.00	219,374.68		

Schedule 12: Schedule of Government Current Deposit Accounts for the FY 2014-15

I. Gewog											
Sl. No.	Account Number	Operating Agency	Account Type	Bank Branch	Opening Balance	Total Receipts	Total Payments	Closing Balance			
99	20700642501280017	Pagli Gewog	Gewog	Samtse	130,310.66	99,604.88	92,450.00	137,465.54			
100	20700642501290016	Samtse Gewog	Gewog	Samtse	136,237.80	49,311.00	31,243.00	154,305.80			
101	20700642501300018	Sipsoo Gewog	Gewog	Samtse	11,495.69	60,647.18	69,549.00	2,593.87			
102	20700642501310011	Tading Gewog	Gewog	Samtse	512,404.78	63,225.46	114,816.00	460,814.24			
103	20700642501320015	Tendu Gewog	Gewog	Samtse	173,686.93	61,506.90	235,000.00	193.83			
104	20301873019320015	Nangkhor Gewog	Gewog	Zhemgang	97,237.32	-	40,384.00	56,853.32			
105	20301873019330019	Shingkar Gewog	Gewog	Zhemgang	55,882.32	58,589.68	18,770.00	95,702.00			
106	20301873019340012	Trong Gewog	Gewog	Zhemgang	66,565.77	5,000.00	12,078.00	59,487.77			
107	20301873019310011	Bardo Gewog, Zhemgang Dzongkhag	Gewog	Zhemgang	2,485.04	57,011.00	-	59,496.04			
108	20701361550060013	Bjena Gewog	Gewog	Wangduephodrang	26,748.51	34,365.00	48,000.00	13,113.51			
109	20701361550540019	Dangchu Gewog	Gewog	Wangduephodrang	47,429.30	389,115.40	135,800.00	300,744.70			
110	20701361550190019	Dakar Gewog	Gewog	Wangduephodrang	189,343.25	72,205.00	259,715.00	1,833.25			
111	20701361550380014	Gangtey Gewog	Gewog	Wangduephodrang	156,590.11	198,974.52	27,000.00	328,564.63			
112	20701361551180010	Gase Tshogom Gewog	Gewog	Wangduephodrang	42,933.10	28,665.00	6,160.00	65,438.10			
113	20701361551190014	Gase Tshowom Gewog	Gewog	Wangduephodrang	22,182.06	14,633.00	6,000.00	30,815.06			
114	20701361550110019	Kashi Gewog	Gewog	Wangduephodrang	129,376.78	34,460.24	-	163,837.02			
115	20701361535420014	Nahi Gewog	Gewog	Wangduephodrang	62,643.40	21,827.00	24,050.00	60,420.40			
116	20701361550070017	Nisho Gewog	Gewog	Wangduephodrang	539.53	35,121.05	10,000.00	25,660.58			
117	20701361550690011	Phangyul Gewog	Gewog	Wangduephodrang	4,365.59	36,693.00	10,000.00	31,058.59			
118	20701361550550012	Phobjee Gewog	Gewog	Wangduephodrang	84,029.80	28,136.00	110,000.00	2,165.80			
119	20701361550120013	Roepa Gewog	Gewog	Wangduephodrang	7,886.42	41,157.72	25,599.00	23,445.14			
120	20701361550080010	Sephu Gewog	Gewog	Wangduephodrang	546,759.53	932,237.00	666,053.95	812,942.58			
121	20701361550200010	Athang Gewog	Gewog	Wangduephodrang	39.24	32,582.00	13,000.00	19,621.24			
122	20701361562820016	Thedtsho Gewog	Gewog	Wangduephodrang	8,951.97	21,691.52	12,690.00	17,953.49			
123	20301259000780012	Chhokhor Gewog	Gewog	Bumthang	6,502.66	391,635.00	79,493.00	318,644.66			
124	20301259000790016	Chumey Gewog	Gewog	Bumthang	135,357.84	61,061.00	103,887.00	92,531.84			

Schedule 12: Schedule of Government Current Deposit Accounts for the FY 2014-15										
I. Gewog										
Sl. No.	Account Number	Operating Agency	Account Type	Bank Branch	Opening Balance	Total Receipts	Total Payments	Closing Balance		
125	20301259000800018	Tang Gewog	Gewog	Bumthang	47,447.12	54,666.00	98,407.00	3,706.12		
126	20301259000810011	Ura Gewog	Gewog	Bumthang	1,261.18	74,000.00	71,630.00	3,631.18		
127	20302077042620018	Chhubu Gewog	Gewog	Punakha	126,506.61	24,625.00	55,400.00	95,731.61		
128	20302077042630011	Goenshari Gewog	Gewog	Punakha	20,947.05	-	20,000.00	947.05		
129	20302077042640015	Guma Gewog	Gewog	Punakha	170,161.51	-	5,050.00	165,111.51		
130	20302077042650019	Kabji Gewog	Gewog	Punakha	53,872.08	32,132.00	52,645.00	33,359.08		
131	20302077042660012	Limbu Gewog	Gewog	Punakha	27,410.15	16,332.42	30,000.00	13,742.57		
132	20302077042670016	Shengana Gewog	Gewog	Punakha	59,075.40	65,243.70	70,000.00	54,319.10		
133	20302077042680019	Talo Gewog	Gewog	Punakha	9,448.94	16,820.00	18,470.00	7,798.94		
134	20302077042690013	Toewong Gewog	Gewog	Punakha	61,489.30	-	55,000.00	6,489.30		
135	20302077042700015	Zomi Gewog	Gewog	Punakha	46,668.47	29,319.00	30,000.00	45,987.47		
136	20302077042710019	Goen Khamey Gewog	Gewog	Punakha	306,725.41	65,006.00	-	371,731.41		
137	20302077042720012	Goen Khatoe Gewog	Gewog	Punakha	42,004.62	72,626.04	-	114,630.66		
138	20302077042730016	Laya Gewog	Gewog	Punakha	333,358.46	131,940.00	57,990.00	407,308.46		
139	2030277042740019	Lunana Gewog	Gewog	Punakha	42,906.00	4,722.00	-	47,628.00		
140	20302077043620013	Barp Gewog	Gewog	Punakha	238,264.94	25,619.00	230,400.00	33,483.94		
141	20302077043750019	Teop Gewog	Gewog	Punakha	257,051.60	88,962.50	34,000.00	312,014.10		
142	20300745000290019	Bartsham Gewog	Gewog	Trashigang	54,692.44	18,939.00	36,981.00	36,650.44		
143	20300745000300011	Bidung Gewog	Gewog	Trashigang	184,332.56	75,894.00	62,150.00	198,076.56		
144	20300745000310015	Kanglung Gewog	Gewog	Trashigang	130,175.96	101,720.00	116,663.00	115,232.96		
145	20300745000320019	Kangpara Gewog	Gewog	Trashigang	112,820.40	41,558.24	149,320.00	5,058.64		
146	20300745000330012	Khaling Gewog	Gewog	Trashigang	171,200.74	35,660.20	86,088.00	120,772.94		
147	20300745000340016	Lumang Gewog	Gewog	Trashigang	92,672.59	36,360.00	72,140.00	56,892.59		
148	20300745000350019	Merak Gewog	Gewog	Trashigang	24,398.74	6,400.00	18,675.00	12,123.74		
149	20300745000360013	Phongmey Gewog	Gewog	Trashigang	68,997.18	306,854.40	346,854.40	28,997.18		
150	20300745000370017	Radhi Gewog	Gewog	Trashigang	61,386.64	85,605.00	141,133.00	5,858.64		
151	20300745000380010	Sakteng Gewog	Gewog	Trashigang	27,744.03	-	27,000.00	744.03		

Schedule 12: Schedule of Government Current Deposit Accounts for the FY 2014-15										
I. Gewog										
Sl. No.	Account Number	Operating Agency	Account Type	Bank Branch	Opening Balance	Total Receipts	Total Payments	Closing Balance		
152	20300745000390014	Samkhar Gewog	Gewog	Trashigang	886.60	163,959.00	99,000.00	65,845.60		
153	20300745000400016	Shongphu Gewog	Gewog	Trashigang	12,617.24	55,360.00	30,235.00	37,742.24		
154	20300745000410019	Uzorong Gewog	Gewog	Trashigang	20,591.10	36,811.00	33,119.00	24,283.10		
155	20300745000470011	Thrimshing Gewog	Gewog	Trashigang	202,824.98	40,718.00	98,850.00	144,692.98		
156	20300745000480015	Yangneer Gewog	Gewog	Trashigang	1,834.66	40,500.00	41,770.00	564.66		
157	20302391003710029	Dekiling Gewog	Gewog	Sarpang	46,364.00	100,950.56	146,225.00	1,089.56		
158	20302391019730029	Dovan Gewog	Gewog	Sarpang	72,900.67	36,090.00	10,000.00	98,990.67		
159	20302391019740023	Hilley Gewog/Gakiling	Gewog	Sarpang	383,441.16	46,215.47	38,278.00	391,378.63		
160	20302391019750027	Sarpang Taar Gewog	Gewog	Sarpang	50,141.48	22,182.80	53,000.00	19,324.28		
161	20302391019760020	Singhi Gewog	Gewog	Sarpang	118,008.61	11,755.35	113,905.00	15,858.96		
162	20702391020320025	Tareything Gewog	Gewog	Sarpang	34,357.60	4,380.00	20,000.00	18,737.60		
163	20302493000660019	Trashiding Gewog	Gewog	Dagana	4,229.67	29,143.40	27,120.00	6,253.07		
164	20302493000690019	Tseza Gewog	Gewog	Dagana	20,966.71	58,853.32	11,000.00	68,820.03		
165	20302493000680016	Tshangkha Gewog	Gewog	Dagana	15,152.16	27,163.00	-	42,315.16		
166	20302493000670012	Tshendagang Gewog	Gewog	Dagana	42,000.00	28,231.00	22,525.00	47,706.00		
167	20302493000650015	Lajab Gewog	Gewog	Dagana	42,576.84	29,912.89	30,000.00	42,489.73		
168	20302493000640011	Khebisa Gewog	Gewog	Dagana	15,101.62	43,074.68	54,730.00	3,446.30		
169	20302493000630018	Kana Gewog	Gewog	Dagana	1,058.78	54,000.00	50,000.00	5,058.78		
170	20302493000620014	Goshi Gewog	Gewog	Dagana	69,529.98	31,798.00	18,805.00	82,522.98		
171	20302493000610010	Gesarling Gewog	Gewog	Dagana	3,105.37	48,191.99	16,200.00	35,097.36		
172	20302493000600017	Drujeyang Gewog	Gewog	Dagana	1,404.78	65,295.68	3,400.00	63,300.46		
173	20302493000590015	Dorona Gewog	Gewog	Dagana	15,683.59	19,437.20	19,285.00	15,835.79		
174	20302179000360010	Chongshing Gewog	Gewog	Pemagatshel	29,982.46	16,200.90	24,102.00	22,081.36		
175	20302179000370014	Chimong Gewog	Gewog	Pemagatshel	16,756.36	7,833.96	10,000.00	14,590.32		
176	20302179000380018	Dungmin Gewog	Gewog	Pemagatshel	104,279.28	128,192.90	81,850.00	150,622.18		
177	20302179000390011	Khar Gewog	Gewog	Pemagatshel	37,903.46	19,586.00	15,000.00	42,489.46		
178	20302179000400013	Shumar Gewog	Gewog	Pemagatshel	186,808.72	82,556.64	97,434.00	171,931.36		

Schedule 12: Schedule of Government Current Deposit Accounts for the FY 2014-15										
I. Gewog										
Sl. No.	Account Number	Operating Agency	Account Type	Bank Branch	Opening Balance	Total Receipts	Total Payments	Closing Balance		
179	20302179000410017	Yurung Gewog	Gewog	Pemagatshel	31,064.08	90,277.04	53,500.00	67,841.12		
180	20302179000420010	Zobei Gewog	Gewog	Pemagatshel	45,682.26	22,895.00	14,565.00	54,012.26		
181	20302179000110013	Nanong Gewog	Gewog	Pemagatshel	60,799.66	56,741.62	25,490.00	92,051.28		
182	20300220351340011	Soe Gewog	Gewog	Thimphu	249,060.00	38,053.36	-	287,113.36		
183	20300220351370012	Naro Gewog	Gewog	Thimphu	204,902.00	12,098.80	65,356.00	151,644.80		
184	20300220351410015	Geney Gewog	Gewog	Thimphu	64,210.00	10,863.62	13,500.00	61,573.62		
185	20300220351420019	Chang Gewog	Gewog	Thimphu	5,238.00	14,843.00	5.00	20,076.00		
186	20300220351430012	Mewang Gewog	Gewog	Thimphu	297,083.00	74,805.00	140,000.00	231,888.00		
187	20300220351440016	Kawang Gewog	Gewog	Thimphu	562,147.00	154,982.93	13,996.00	703,133.93		
188	20300220351450019	Dagala Gewog	Gewog	Thimphu	2,144.00	2,000.00	-	4,144.00		
189	20300220351460013	Lingzhi Gewog	Gewog	Thimphu	407,851.00	60,010.88	-	467,861.88		
190	20301155001170018	Balam Gewog	Gewog	Mongar	20,546.16	20,056.28	39,500.00	1,102.44		
191	20301155001180011	Chali Gewog	Gewog	Mongar	97,295.58	31,750.75	63,417.00	65,629.33		
192	20301155001190015	Chaskar Gewog	Gewog	Mongar	126,725.97	87,206.36	143,476.00	70,456.33		
193	20301155001200017	Drametse Gewog	Gewog	Mongar	10,123.40	41,105.00	46,900.00	4,328.40		
194	20301155001210010	Drepong Gewog	Gewog	Mongar	14,126.02	21,554.08	35,431.00	249.10		
195	20301155001220014	Gongdue Gewog	Gewog	Mongar	11,052.42	43,984.28	54,230.00	806.70		
196	20301155001230018	Jurney Gewog	Gewog	Mongar	183,538.44	29,307.85	45,416.00	167,430.29		
197	20301155001240011	Kengkhar Gewog	Gewog	Mongar	134,053.88	38,806.35	79,292.00	93,568.23		
198	20301155001250015	Mongar Gewog	Gewog	Mongar	13,520.54	49,744.24	-	63,264.78		
199	20301155001260019	Ngatshang Gewog	Gewog	Mongar	24,408.71	37,488.24	53,206.00	8,690.95		
200	20301155001270012	Saling Gewog	Gewog	Mongar	1,658.43	94,750.26	92,715.00	3,693.69		
201	20301155001280016	Sherimung Gewog	Gewog	Mongar	70,432.26	-	69,570.00	862.26		
202	20301155001290019	Silambi Gewog	Gewog	Mongar	35,211.32	33,996.32	54,500.00	14,707.64		
203	20301155001300011	Thangrong Gewog	Gewog	Mongar	74,359.50	24,678.79	42,125.00	56,913.29		
204	20301155001310015	Tsakaling Gewog	Gewog	Mongar	104,447.26	55,242.20	131,771.00	27,918.46		
205	20301155001320019	Tsamang Gewog	Gewog	Mongar	15,264.74	22,311.64	7,400.00	30,176.38		

Schedule 12: Schedule of Government Current Deposit Accounts for the FY 2014-15									
I. Gewog									
Sl. Account No. Number	Operating Agency	Account Type	Bank Branch	Opening Balance	Total Receipts	Total Payments	Closing Balance		
TOTAL				22,447,551.78	10,946,526.10	11,065,296.10	22,328,781.78		
II. Judiciary									
1	20300220290710014	High Court	Thimphu	5,486,345.45	19,676,250.00	5,519,129.00	19,643,466.45		
2	20300220291100019	District Court	Thimphu	18,735,945.00	7,293,119.63	23,138,320.63	2,890,744.00		
3	20700220569150014	Supreme Court	Thimphu	1,610,900.00	3,600,000.00	3,346,100.00	1,864,800.00		
4	20700435069010021	Royal Court of Justice	Gelephu	482,141.59	4,988,941.00	4,823,026.80	648,055.79		
5	20301975000160014	District Court	Lhuentse	27,060.00	343,228.54	290,378.54	79,910.00		
6	20700330003880012	Samjong Thrimki Duensa (District Court)	Samdrup Jongkhar	112,538.41	809,726.00	922,264.41	-		
7	20301669009160019	District Court	Haa	900.00	-	-	900.00		
8	20300110011840104	Dungkhag Court	Phuentsholing (Main branch)	107,403.72	2,159,450.00	1,716,900.00	549,953.72		
9	20302899000900015	District Court	Trashiyangtse	1,000.00			1,000.00		
10	20300848000170019	District Court	Damphu	75,071.80	107,700.00	97,500.00	85,271.80		
11	20301873019020011	District Court	Zhemgang	2,812.80	173,500.00	166,000.00	10,312.80		
12	20701361551570015	District Court	Wangduephodrang	24,349.78	816,168.00	401,700.00	438,817.78		
13	20301259000590017	District Court	Bumthang	126,682.90	2,522,657.00	2,416,895.00	232,444.90		
14	20300745002240012	District Court	Trashigang	763,548.00	3,345,503.00	3,996,071.00	112,980.00		
15	20302391004950029	District Court	Sarpang	107,233.59	1,957,101.00	2,039,226.00	25,108.59		
16	20302493000530013	District Court	Dagana	1,062.00	-	-	1,062.00		
17	20703086003830017	District Court	Gasa	-	306,500.00	304,000.00	2,500.00		
18	20700642500330013	District Court	Samtse	250,906.00	687,775.00	791,025.00	147,656.00		
19	20302077042230013	District Court	Punakha	4,255.22	882,405.92	844,437.00	42,224.14		

Schedule 12: Schedule of Government Current Deposit Accounts for the FY 2014-15								
Sl. No.	Account No.	Operating Agency	Account Type	Bank Branch	Opening Balance	Total Receipts	Total Payments	Closing Balance
TOTAL								
III. Municipal								
1	20400220351350014	City Corporation	Municipal	Thimphu	4,799,316.52	399,181,885.87	380,849,766.42	23,131,435.97
2	20300435110720019	Gelephu Thromdey (Revenue)	Municipal	Gelephu	8,145,517.61	16,616,285.79	7,268,000.00	17,493,803.40
3	20300435110720020	Gelephu Thromdey	Municipal	Gelephu	842,204.20	147,831,873.74	125,611,330.97	23,062,746.97
4	20701464071090026	Municipal Corporation	Municipal	Paro	1,910,775.70	2,275,574.00	2,034,010.00	2,152,339.70
5	20301975034170017	Municipal Account	Municipal	Lhuentse	264,429.00	92,996.12	37,590.00	319,835.12
6	20400330100570010	Samdrup Jongkhar Thromdey	Municipal	Samdrup Jongkhar	38,837,946.18	130,868,378.00	89,763,003.31	79,943,320.87
7	20400330100580014	Samdrup Jongkhar Thromdey	Municipal	Samdrup Jongkhar	14,752,984.26	13,734,095.49	5,287,330.00	23,199,749.75
8	20700110019530107	City Corporation	Municipal	Phuentsholing (Main branch)	103,390,979.45	107,431,486.04	70,123,070.43	140,699,395.06
9	20700110019330108	Phuentsholing City Corporation	Municipal	Phuentsholing (Main branch)	39,415,684.79	73,076,312.18	64,523,725.59	47,968,271.38
10	20300848001220010	Damphu Municipal Corporation	Municipal	Damphu	1,214,871.90	337,281.00	247,211.65	1,304,941.25
11	20700642503270019	Samtse Municipal Account	Municipal	Samtse	17,672,566.76	4,633,819.65	2,997,871.41	19,308,515.00
12	20301259003090010	Municipal Account	Municipal	Bumthang	160,821.56	454,975.00	565,946.00	49,850.56
13	20702077071290016	Municipal Account	Municipal	Punakha	649,847.00	668,480.00	719,257.00	599,070.00
14	20300745001560018	Dzongkhag Municipal	Municipal	Trashigang	1,298,591.98	770,418.65	775,587.00	1,293,423.63
15	20301155003100013	Mongar Municipal Corporation	Municipal	Mongar	613,360.00	889,236.34	1,190,608.39	311,987.95
TOTAL								
IV. Others								
					233,969,896.91	898,863,097.87	751,994,308.17	380,838,686.61

Schedule 12: Schedule of Government Current Deposit Accounts for the FY 2014-15									
Sl. No.	Account Number	Operating Agency	Account Type	Bank Branch	Opening Balance	Total Receipts	Total Payments	Closing Balance	
1	20300220290830016	Audit Recoveries Account	Others	Thimphu	27,101,273.70	148,701,033.17	133,988,329.57	41,813,977.30	
2	20300220293150018	Royal Dance Academy	Others	Thimphu	226,578.33	192,850.00	280,974.00	138,454.33	
3	20300220295590011	Football Federation Account	Others	Thimphu	3,060,492.81	29,652,191.50	25,805,147.54	6,907,536.77	
4	20300220295890015	Department of Revenue and Customs	Others	Thimphu	8,521,372.51	451,439,419.28	425,181,244.89	34,779,546.90	
5	20300220483770010	University Development Fund Account (RUB)	Others	Thimphu	16,630,575.00	691,150,802.45	692,264,853.22	15,516,524.23	
6	20300220351870015	International Potato Programme	Others	Thimphu	24,598.00	-	-	24,598.00	
7	20700220263080010	National Land Commission Secretariat	Others	Thimphu	5,561,115.63	17,877,154.25	12,151,192.60	11,287,077.28	
8	20700220260500018	Office of the Attorney General	Others	Thimphu	1,100.00	-	-	1,100.00	
9	20300220512480014	Bhutan Access & Benefit Sharing Fund (MoAF)	Others	Thimphu	2,675,308.01	11,442,790.89	3,892,594.74	10,225,504.16	
10	20300220578540017	Rajgir Temple Project, Department of Cultural Affairs	Others	Thimphu	2,653,130.00	-	-	2,653,130.00	
11	20300220525800019	Escrow Account, Anti-Corruption Commission	Others	Thimphu	1,607,440.00	9,550,978.00	-	11,158,418.00	
12	20700220556340013	Dean of The Faculty of Nursing & Public Health (Royal Institute of Health Sciences)	Others	Thimphu	17,108,138.28	53,366,887.99	57,389,316.21	13,085,710.06	
13	20700220556370014	National Institute of Traditional Medicine	Others	Thimphu	2,250,726.41	41,095,334.03	41,043,741.95	2,302,318.49	
14	20700220556380018	Institute of Language and Cultural Studies	Others	Thimphu	12,436,128.88	39,990,003.00	52,426,131.88	-	

Schedule 12: Schedule of Government Current Deposit Accounts for the FY 2014-15									
Sl. No.	Account Number	Operating Agency	Account Type	Bank Branch	Opening Balance	Total Receipts	Total Payments	Closing Balance	
15	20300220616000018	Mini Dairy Plant Wangchutaba, National Livestock Breeding Programme, Yuspang	Others	Thimphu	129,387.87	240,270.00	355,012.30	14,645.57	
16	20300220660300019	Education Endowment Fund	Others	Thimphu	112,735.00	-	-	112,735.00	
17	20300220653260012	Accounting & Auditing Standards Board of Bhutan	Others	Thimphu	338,430.00	264,958.00	-	603,388.00	
18	20300220722050013	Bhutan Education Endowment Fund	Others	Thimphu	1,000.00	10,105,864.00	-	10,106,864.00	
19	20700220621620011	Wangdiphodrang Reconstruction Dzong Fund (20700220621620011)	Others	Thimphu	248,223.01	580,000.00	-	828,223.01	
20	20300220293060017	Sales proceeds PF Books, National Library	Others	Thimphu	2,197,491.26	810,442.00	185,982.00	2,821,951.26	
21	20300220260960011	Sales proceeds Revolving Fund, NPPC, MoAF, Semtokha	Others		6,809,835.00	31,300,003.77	22,567,985.00	15,541,853.77	
22	20700220806870080	Yangchenphu Higher Secondary School	Others	BoBL, Thimphu	-	-	-	-	
23	20300220807310085	Jigme Namgyel Lower Secondary School	Others	BoBL, Thimphu	-	-	-	-	
24	20300220739720012	Khasadrapchu Middle Secondary School	Others	BoBL, Thimphu	-	31,708,909.24	30,595,596.46	1,113,312.78	
25	20300220739710019	Jigmelosei Primary School	Others	BoBL, Thimphu	-	17,880,131.44	15,797,151.52	2,082,979.92	

Schedule 12: Schedule of Government Current Deposit Accounts for the FY 2014-15										
Sl. No.	Account Number	Operating Agency	Account Type	Bank Branch	Opening Balance	Total Receipts	Total Payments	Closing Balance		
26	20300220767470093	Finance and Procurement Sub-Committee (MoF)	Others	BoBL, Thimphu		20,933,000.00		20,933,000.00		
27	20300220780730061	Civil Society Organization Authority Secretariat	Others	BoBL, Thimphu		6,764,398.46	2,398,856.22	4,365,542.24		
28	20300220794800078	Overseas Employment Program (MoLHR)	Others	BoBL, Thimphu		-	-	-		
29	20300220795430032	Revolving Fund for Purchase of Duty Vehicles for Royal Family Members	Others	BoBL, Thimphu		25,000,000.00		25,000,000.00		
30	20300220799240083	Arts and Culture Endowment Fund	Others	BoBL, Thimphu		10,000,000.00		10,000,000.00		
31	20300220807200076	Wangbama HSS	Others	BoBL, Thimphu		-	-	-		
32	0100005984018	Student Loan Scheme for Tertiary Education	Others	BNB, Thimphu				-		
33	0001-27140129	ESP- Revolving Fund-I (BOIC)	Others	BDBL, Thimphu		166,828,114.00	83,071,071.59	83,757,042.41		
34	0001-27140128	ESP- Revolving Fund-II (BOIC)	Others	BDBL, Thimphu		45,177,087.00	17,211,478.50	27,965,608.50		
35	0001-27140147	BOIC Operating Account (BOIC)	Others	BDBL, Thimphu		28,948,155.63	19,368,593.99	9,579,561.64		
36	0001-27140158	RF- Repayment Account	Others	BDBL, Thimphu		1,538,930.60		1,538,930.60		
37	000127120036	Wangdiphodrang Reconstruction Dzong Fund (BDBL 0036)	Others	Thimphu	65,498,724.64		20,000,000.00	45,498,724.64		
38	20700435068350024	RRCO	Others	Gelephu	3,693,703.73	100,270,510.98	92,739,739.80	11,224,474.91		
39	20700435068590028	BAFRA	Others	Gelephu	31,128.24	334,187.00	362,442.00	2,873.24		
40	20700435069500020	Pambang Dungkhag	Others	Gelephu	10,508.70	-	-	10,508.70		

Schedule 12: Schedule of Government Current Deposit Accounts for the FY 2014-15										
Sl. No.	Account Number	Operating Agency	Account Type	Bank Branch	Opening Balance	Total Receipts	Total Payments	Closing Balance		
41	20401464071270042	KR-II Account	Others	Paro	7,197,656.09	10,334,964.00	16,640,317.95	892,302.14		
42	20701464071760027	RRCO	Others	Paro	1,482,604.17	254,978.82	344,937.06	1,392,645.93		
43	20701464071260024	AMC KR-II 2007	Others	Paro	18,391,587.00	-	-	18,391,587.00		
44	20301464138480010	Paro College of Education	Others	Paro	27,895,286.87	100,763,007.21	82,747,747.78	45,910,546.30		
45	20301464087530034	National Museum	Others	Paro	575,370.00	451,081.51	117,343.00	909,108.51		
46	20301464129210011	KR-II 2008 Grant	Others	Paro	37,883,639.00	-	-	37,883,639.00		
47	20301464071270054	Japanese Non-Project Grant AID- 2008, AMC	Others	Paro	42,914,098.19	-	-	42,914,098.19		
48	20701464158740016	Japanese Non Project Grant Aid- FY 2011 (JNPGA 2011)	Others	Paro	40,686,985.27	12,739,465.52	-	53,426,450.79		
49	20701464158810019	KR II 2010	Others	Paro	25,911,291.62	-	-	25,911,291.62		
50	20301464179780017	KR II Grant 2012	Others	Paro	-	21,425,064.00	-	21,425,064.00		
51	20301464131950014	BAFRA Office	Others	Paro	7,822.29	230,002.00	237,760.00	64.29		
52	20301464169170019	Open Air Prisoner Wages (RBP)	Others	Paro	587,759.00	793,860.00	1,363,784.00	17,835.00		
53	20701464071270028	AMC Paro (SBA)	Others	Paro	7,364,151.46	50,837,844.00	46,988,429.35	11,213,566.11		
54	20701567049580019	Ta Dzong Museum	Others	Trongsa	528,300.00	-	-	528,300.00		
55	20701567083820018	Taktse HSS (ILCS)	Others	Trongsa	-	56,880,780.15	35,042,467.31	21,838,312.84		
56	20701567081020010	Taktse HSS	Others	Trongsa	-	21,506,745.24	20,774,999.61	731,745.63		
57	20301975000110016	BAFRA	Others	Lhuentse	6,839.09	150,232.59	136,091.00	20,980.68		
58	20700330004190019	RRCO	Others	Samdrup Jongkhar	1,420,386.36	1,059,851.06	1,487,644.56	992,592.86		
59	20700330004290014	Audit Recoveries	Others	Samdrup Jongkhar	186,103.32	13,580,285.42	13,757,478.67	8,910.07		
60	20700330000710016	BAFRA- Samdrup Jongkhar	Others	Samdrup jongkhar	1,528.48	278,036.50	178,544.00	101,020.98		
61	20300330112920012	BAFRA- Jomotshangkha	Others	Samdrup jongkhar	1,092.00	10,000.00	6,000.00	5,092.00		
62	20300330112930016	BAFRA- Samdrupcholing	Others	Samdrup jongkhar	5,208.00	12,472.00	14,000.00	3,680.00		
63	20700330125720016	Jomotshangkha Middle Secondary School	Others	Samdrup jongkhar	-	15,190,539.24	14,437,641.23	752,898.01		

Schedule 12: Schedule of Government Current Deposit Accounts for the FY 2014-15										
Sl. No.	Account Number	Operating Agency	Account Type	Bank Branch	Opening Balance	Total Receipts	Total Payments	Closing Balance		
64	20301669000130019	BAFRA (Imprest)	Others	Haa	12,919.88	256,391.16	268,050.00	1,261.04		
65	20301669000150017	Dzongkhag Account	Others	Haa	115,436.00	-	100,000.00	15,436.00		
66	20301669000440017	Dzongkha Administration	Others	Haa	1,436,431.59	1,697,838.60	2,861,727.53	272,542.66		
67	20701669051350018	Tshapel LSS	Others	Haa	-	16,380,449.66	14,802,296.38	1,578,153.28		
68	20700110013660109	Revenue & Customs	Others	Phuentsholing (Main Branch)	54,640,633.12	470,114,181.48	432,529,838.19	92,224,976.41		
69	20700110014520106	DoR, Field Division	Others	Phuentsholing (Main Branch)	149,607.78	467,595.87	68,300.00	548,903.65		
70	20300110216100012	College of Science & Technology	Others	Phuentsholing (Main Branch)	14,848,729.55	81,323,737.00	82,643,009.31	13,529,457.24		
71	20700110273330012	Phuentsholing Higher Secondary School	Others	Phuentsholing (Main Branch)		35,093,226.05	34,748,933.73	344,292.32		
72	20302899000400012	Bumdeling River Bank Protection	Others	Trashiyangtse	2,609.84	-	-	2,609.84		
73	20302899000910019	Urban Development Project (T/Yangtse)	Others	Trashiyangtse	1,367,708.58	357,186.00	71,386.00	1,653,508.58		
74	20302899000920012	Urban Development Project (Duksum)	Others	Trashiyangtse	111,556.00	31,091.00	7,500.00	135,147.00		
75	20302899048710013	Bayling HSS	Others	Trashiyangtse	-	18,063,985.18	18,055,201.31	8,783.87		
76	20302899000400012	Bumdeling River Bank Protection	Others	Trashiyangtse	2,609.84			2,609.84		
77	20302899000910019	Urban Development Project (T/Yangtse)	Others	Trashiyangtse	1,367,708.58	357,186.00	71,386.00	1,653,508.58		
78	20302899000920012	Urban Development Project (Duksum)	Others	Trashiyangtse	111,556.00	31,091.00	7,500.00	135,147.00		
79	20302899000890013	MSTF- Yangtse	Others	Yangtse	137,500.00			137,500.00		
80	20302899000930016	BAFRA- Yangtse	Others	Yangtse	4,228.39	202,156.00	204,100.00	2,284.39		
81	20302899039290015	Dzongkhag Kidu Account	Others	Yangtse	112,850.00	1,198,150.00	1,024,550.00	286,450.00		

Schedule 12: Schedule of Government Current Deposit Accounts for the FY 2014-15										
Sl. No.	Account Number	Operating Agency	Account Type	Bank Branch	Opening Balance	Total Receipts	Total Payments	Closing Balance		
82	20300848000520019	MSTF, Tsirang	Others	Damphu	95,673.00	-	-	95,673.00		
83	20300848000670011	RAA, Tsirang	Others	Damphu	3,351,443.86	14,491,830.17	16,423,097.21	1,420,176.82		
84	20300848000960011	Dratshang	Others	Damphu	1,022,972.38	13,889,973.00	14,860,395.25	52,550.13		
85	20300848062250017	Waste Management Fund	Others	Damphu	10,000.00	-	-	10,000.00		
86	20300848063920024	Damphu HSS	Others	Damphu	200.00	25,938,123.24	25,676,737.79	261,585.45		
87	20700642501250011	RRCO	Others	Samtse	1,411,464.34	809,375.33	1,094,427.64	1,126,412.03		
88	20700642502230019	BAFRA	Others	Samtse	7,995.10	272,977.41	215,652.90	65,319.61		
89	20700642593350017	Samtse College of Education	Others	Samtse	13,729,086.43	87,064,923.36	85,696,850.63	15,097,159.16		
90	20700642632450026	Tendu HSS	Others	Samtse		31,470,354.24	28,803,969.15	2,666,385.09		
91	20700642642990012	Dorokha Central School	Others	Samtse				-		
92	20700540000950019	Moenjong Choeten Tshogpa	Others	Chhukha	10,806.00			10,806.00		
93	20300540001230019	BAFRA	Others	Chhukha	10,434.74	212,791.50	97,811.00	125,415.24		
94	20301771059500014	Gaeddu College of Business Studies	Others	Gedu	1,380,588.46	113,450,458.24	109,149,644.02	5,681,402.68		
95	20301873019410016	Urban Development-Zhemgang	Others	Zhemgang	2,525,405.51	62,665.00	-	2,588,070.51		
96	20301873019440017	Urban Development-Tingtibi	Others	Zhemgang	584,349.76	59,060.00	-	643,409.76		
97	20701361551730019	Urban Development-Project	Others	Wangduephodrang	829,196.44	3,381,339.33	2,268,031.69	1,942,504.08		
98	20701361535300012	BAFRA	Others	Wangduephodrang	12,237.73	168,527.60	150,460.00	30,305.33		
99	20301361550040031	College of Natural Resources	Others	Wangdiphodrang	5,634,259.38	59,723,621.24	42,955,144.31	22,402,736.31		
100	20301259000600019	NH & BSCBP	Others	Bumthang	79,730.77	1,702,392.00	1,271,470.00	510,652.77		
101	20301259000610012	NFFDP	Others	Bumthang	205,566.23	1,477,981.00	1,386,627.00	296,920.23		
102	20301259000620016	NFFDP	Others	Bumthang	3,447,589.92	5,458,334.50	5,208,295.68	3,697,628.74		

Schedule 12: Schedule of Government Current Deposit Accounts for the FY 2014-15									
Sl. No.	Account Number	Operating Agency	Account Type	Bank Branch	Opening Balance	Total Receipts	Total Payments	Closing Balance	
103	20301259000760015	Dzongkhag Agriculture Sector	Others	Bumthang	766,705.31	450,000.00	1,210,066.00	6,639.31	
104	20301259000840012	Royal Audit Authority	Others	Bumthang	5,839,243.38	22,295,403.03	28,133,597.34	1,049.07	
105	20301259000870013	Chhokhor Livestock Development	Others	Bumthang	-	-	-	-	
106	20301259001810017	BAFARA	Others	Bumthang	10,451.50	216,355.50	225,760.00	1,047.00	
107	20301259002550013	RRCO	Others	Bumthang	174,932.31	-	78,179.09	96,753.22	
108	20301259002950011	VTI	Others	Bumthang	47,152.00	1,494,992.00	1,296,394.63	245,749.37	
109	20301259003180011	J.S.W.S Fund	Others	Bumthang	510,825.14	13,027,481.83	13,500,762.13	37,544.84	
110	20302077042260014	Nyenzergang Lhakhang	Others	Punakha	3,350.82	-	-	3,350.82	
111	20302077042490014	Promoting Comm. Management Ecotourism	Others	Punakha	1,800.04	-	-	1,800.04	
112	20302077042780014	Gasa Tshachhu Welfare Fund	Others	Punakha	1,199.40	-	-	1,199.40	
113	20702077082060011	Punakha HSS	Others	Punakha	-	26,581,473.24	26,258,406.79	323,066.45	
114	20300745000610019	Urban Development Project	Others	Trashigang	298,218.45	236,136.00	307,346.90	227,007.55	
115	20300745084770017	Sherubtse college	Others	Trashigang	16,830,962.68	134,593,531.86	113,456,796.09	37,967,698.45	
116	20700745119430011	Rangjung HSS	Others	Trashigang	-	26,282,980.24	26,280,610.88	2,369.36	
117	20302391019770024	Sarpang Dzongkhag MSTF	Others	Sarpang	278,744.00	-	-	278,744.00	
118	20301155002380016	BAFRA	Others	Mongar	1,003,867.82	877,088.00	1,270,536.00	610,419.82	
119	20301155002470017	RRCO	Others	Mongar	755,135.90	97,565.95	189,899.78	662,802.07	
120	20701155103390021	Mongar HSS	Others	Mongar	-	26,044,307.24	24,976,366.17	1,067,941.07	
121	20302697031180014	Jigme Namgyal Polytechnic	Others	Dewathang	22,551,894.92	63,316,885.52	51,546,704.22	34,322,076.22	
122	20703086003340018	Bjishong Middle Secondary School	Others	Gasa	-	16,265,583.24	15,098,892.74	1,166,690.50	
123	20703086003520017	BAFRA, Gasa (MoAF)	Others	Gasa	-	184,746.00	180,053.00	4,693.00	
TOTAL					549,822,422.09	3,616,817,137.75	,210,085,385.98	956,554,173.86	

SCHEDULE 13: SCHEDULE OF REVENUE COLLECTION FOR THE FY 2014-15				
Sl. No	Source of Revenue	2014-15 (Actual Gross)	Refund (2014-15)	2014-15 (Net Revenue)
A	Tax Revenue	18,855,629,451.340	468,294,344.880	18,387,335,106.460
I	Direct Tax	11,909,575,104.100	282,607,506.550	11,626,967,597.550
1	Corporate Income Tax	6,491,657,631.818	2,883,125.880	6,488,774,505.938
1.1	DHI	1,569,407,935.100		
1.2	DGPC	2,134,065,941.280		
1.3	BFAL	89,323,371.190		
1.4	PCAL	97,001,055.160		
1.5	BOBL	139,042,603.410		
1.6	RICBL	181,088,270.290		
1.7	BNBL	321,030,967.320		
1.8	NRDCL	3,191,646.880		
1.9	BBPL	3,627,991.480		
1.20	FCBL	2,784,781.030		
1.21	AWPL	76,918,127.350		
1.22	STCBL	4,423,807.800		
1.23	BPCL	415,284,847.170		
1.24	BCCL	34,272,583.540		
1.25	Bhutan Telecom	255,483,950.550		
1.26	SD Eastern Bhutan Coal Co. Ltd	110,526,150.160		
1.27	Kuensel Corporation	6,144,922.440		
1.28	Druk Satair Company Ltd	67,125,359.500		
1.29	Bhutan Polymers Company Ltd.	0.000		
1.30	Bhutan Polythene Company Ltd.	2,014,108.980		
1.31	Jigme Industry Pvt. Ltd	74,053,067.160		
1.32	Jigme Polytex	4,743,534.030		
1.33	Jigme Mining Company	67,686,581.790		
1.34	Singye Group of Companies	764,409.730		
1.35	Bhutan Post	3,865,424.640		
1.36	Druk Air	0.000		
1.37	Eastern Bhutan Ferro Sillicon Pvt. Ltd	30,529,501.700		
1.38	Other CIT	743,466,942.646		
1.39	TDS on CIT	53,789,749.492		
2	Business Income Tax	1,603,759,227.609	18,737,524.740	1,585,021,702.869
2.1	Business income tax	398,529,531.830	945,941.090	397,583,590.740
2.2	TDS on BIT	1,205,229,695.779	17,791,583.650	1,187,438,112.129
3	Personal Income Tax	1,639,006,651.223	102,850,205.070	1,536,156,446.153
3.1	PIT	1,639,006,651.223	102,850,205.070	1,536,156,446.153
5	Other Direct Tax Revenue	2,175,151,593.450	158,136,650.860	2,017,014,942.590
5.1	Motor vehicle tax	248,272,550.160	20,810.000	248,251,740.160
5.2	Business & professional licence	104,970,997.430	19,000.000	104,951,997.430

SCHEDULE 13: SCHEDULE OF REVENUE COLLECTION FOR THE FY 2014-15				
Sl. No	Source of Revenue	2014-15 (Actual Gross)	Refund (2014-15)	2014-15 (Net Revenue)
5.3	Airport service tax	59,129,250.000	0.000	59,129,250.000
5.4	Dzongkhag municipal tax	8,453,429.600	0.000	8,453,429.600
5.5	Health contribution	190,286,594.470	158,096,840.860	32,189,753.610
5.6	Royalties	1,564,038,771.790	0.000	1,564,038,771.790
5.6.1	Forestry products	55,439,504.010	0.000	55,439,504.010
5.6.2	Mines & minerals	175,751,438.860	0.000	175,751,438.860
5.6.3	Tourism	1,319,276,733.140	0.000	1,319,276,733.140
5.6.4	Hydropower	13,571,095.780	0.000	13,571,095.780
II	Indirect Tax	6,946,054,347.240	185,686,838.330	6,760,367,508.910
5	Sales Tax	3,209,520,560.180	149,453,109.230	3,060,067,450.950
5.1	Sales tax on goods & commodities	1,658,949,502.470	119,849,639.950	1,539,099,862.520
5.2	Sales tax on petroleum products	416,656,285.070	29,603,469.280	387,052,815.790
Sl. No	Source of Revenue	2014-15 (Actual Gross)	Refund (2014-15)	2014-15 (Net Revenue)
5.3	Sales tax on hotel & restaurant	308,208,157.120	0.000	308,208,157.120
5.4	Sales tax on cable tv & cinema	23,164,130.710	0.000	23,164,130.710
5.5	Sales tax on beer, aerated water & alcoholic drinks	717,500,642.210	0.000	717,500,642.210
5.6	Sales Tax on telecom services	85,041,842.600	0.000	85,041,842.600
6	Excise Duty	2,686,847,387.790	0.000	2,686,847,387.790
6.1	Distillery products	481,310,810.790	0.000	481,310,810.790
6.2	Excise duty refund from GOI	2,205,536,577.000	0.000	2,205,536,577.000
7	Customs Duty	470,530,605.280	23,129,940.490	447,400,664.790
7.1	Goods	466,286,316.790	23,129,940.490	443,156,376.300
7.2	Customs service charges	4,244,288.490	0.000	4,244,288.490
8	Other Indirect Tax Revenue	20,182,476.500	0.000	20,182,476.500
8.1	Stamp duty	20,182,476.500	0.000	20,182,476.500
9	Green Tax	558,973,317.490	13,103,788.610	545,869,528.880
9.1	Green tax on motor vehicle	278,666,709.780	13,103,788.610	265,562,921.170
9.2	Green tax on fuel	280,306,607.710	0.000	0.000

SCHEDULE 13: SCHEDULE OF REVENUE COLLECTION FOR THE FY 2014-15				
Sl. No	Source of Revenue	2014-15 (Actual Gross)	Refund (2014-15)	2014-15 (Net Revenue)
B	Non -Tax Revenue	6,810,143,450.570	56,448,290.160	6,753,695,160.410
10	Admns. Fees & charges	353,698,109.510	3,176,842.610	350,521,266.900
10.1	Judiciary fees & charges	30,273,492.590	130,075.000	30,143,417.590
10.2	House rent	15,780,225.400	2,814,273.000	12,965,952.400
10.3	Hire charges	15,519,202.220	0.000	15,519,202.220
10.4	Rural life insurance	24,189,688.980	0.000	24,189,688.980
10.5	Motor vehicle fees & charges	64,918,980.550	0.000	64,918,980.550
10.6	Depot surcharge on petroleum products	71,665,415.490	0.000	71,665,415.490
10.7	Surcharge on passenger	35,477,550.000	0.000	35,477,550.000
10.8	Rental income from mines	40,019,238.890	0.000	40,019,238.890
10.9	Other admn. charges & fees	55,854,315.390	232,494.610	55,621,820.780
11	Dividend	3,692,132,958.000	0.000	3,692,132,958.000
11.1	DHI companies	1,811,732,728.000	0.000	1,811,732,728.000
11.2	DGPCL (Tala)	1,876,738,830.000	0.000	1,876,738,830.000
11.3	Other dividends	3,661,400.000	0.000	3,661,400.000
12	Revenue from Govt. Depts.	505,822,387.770	51,653,669.550	454,168,718.220
12.1	Division of Roads	1,773,402.000	0.000	1,773,402.000
12.2	Municipal Revenue	2,696,970.440	0.000	2,696,970.440
12.3	Radio Spectrum Management	61,229,342.880	48,562,500.000	12,666,842.880
12.4	Contractor Development Board	14,603,012.000	0.000	14,603,012.000
12.5	Department of Civil Aviation	40,877,082.550	0.000	40,877,082.550
12.6	Livestock	34,902,204.050	0.000	34,902,204.050
12.7	Agriculture	2,730,584.000	0.000	2,730,584.000
12.8	Forest	38,900,367.260	756,000.000	38,144,367.260
12.9	National Land Commission	6,588,888.000	2,335,169.550	4,253,718.450
12.10	Industrial plot/shed rent	32,974,454.300	0.000	32,974,454.300
12.11	Other division of trade & industry	1,066,016.280	0.000	1,066,016.280
12.12	Passport & visa fees	166,557,901.030	0.000	166,557,901.030
12.13	Education	4,549,784.310	0.000	4,549,784.310
12.14	Health	18,732,690.650	0.000	18,732,690.650
12.15	Civil Registration and Census	76,283,908.020	0.000	76,283,908.020
12.16	Fines on violation of EAA	879,830.000	0.000	879,830.000
12.17	Bhutan Narcotic Control Agency	104,840.000	0.000	104,840.000
12.18	Tourism Council of Bhutan	261,200.000	0.000	261,200.000
12.19	Bhutan Standard Bureau	87,160.000	0.000	87,160.000
12.20	Fines on violation of occupational health and safety regulations	22,750.000	0.000	22,750.000
13	Capital Revenue	110,062,999.980	500.000	110,062,499.980

SCHEDULE 13: SCHEDULE OF REVENUE COLLECTION FOR THE FY 2014-15				
Sl. No	Source of Revenue	2014-15 (Actual Gross)	Refund (2014-15)	2014-15 (Net Revenue)
13.1	Sale of govt. properties/ assets	24,230,603.720	0.000	24,230,603.720
13.2	Sale proceeds of agricultural products	3,098,738.280	0.000	3,098,738.280
13.3	Coal mine bid value	18,235,000.000	0.000	18,235,000.000
13.4	Gypsum mine bid value	31,576,800.000	0.000	31,576,800.000
13.5	Dolomite mine bid value	27,300,000.000	0.000	27,300,000.000
13.6	Tender document sales	5,621,857.980	500.000	5,621,357.980
14	Other Non-Tax Revenue	116,991,672.360	1,617,278.000	115,374,394.360
14.1	Security/earnest money	5,853,851.500	0.000	5,853,851.500
14.2	Audit recovery account	25,727,090.150	0.000	25,727,090.150
14.3	Other dues and recoveries	85,410,730.710	1,617,278.000	83,793,452.710
15	Interest on loan from corp.	2,031,435,322.950	0.000	2,031,435,322.950
	Total Revenue (A+B)	25,665,772,901.910	524,742,635.040	25,141,030,266.870