



**ANNUAL FINANCIAL STATEMENTS
of the ROYAL GOVERNMENT of BHUTAN
for the YEAR ENDED 30 JUNE 2014**

Department of Public Accounts
Ministry of Finance



དམངས་ཚེས་ལས་ཁུངས།
དབུལ་ཚེས་རྩོམ་ཁག།
DEPARTMENT OF PUBLIC ACCOUNTS
MINISTRY OF FINANCE



31st December 2014

STATEMENT OF RESPONSIBILITY


The Annual Financial Statement (AFS) of the Royal Government of Bhutan (RGoB) for the Fiscal Year 2013-14 have been prepared by the Department of Public Accounts (DPA), Ministry of Finance (MoF) in accordance with the provisions of the Public Finance Act of Bhutan, 2007, Public Finance (Amendment) Act, 2012 and the Financial Rules and Regulations 2001.

The financial statements are prepared based on the monthly accounts of the budgetary bodies recorded in the Public Expenditure Management System (PEMS) and information received from other relevant agencies and organizations. The AFS presents the financial position of the RGoB as at 30th June, 2014.

We accept the responsibility for the reliability and completeness of the financial statements.

(Namgay Dorji)
Finance Minister
Ministry of Finance

(Choiten Wangchuk)
Director General
Department of Public Accounts



རྒྱལ་ཁབ་ལུང་ཕྱི་ས་ཁོང་དབང་འཛིན།

ROYAL AUDIT AUTHORITY
Bhutan Integrity House

Reporting on Economy, Efficiency & Effectiveness in the use of Public Resources



AUDITOR GENERAL'S REPORT ON THE ANNUAL FINANCIAL STATEMENTS OF THE ROYAL GOVERNMENT OF BHUTAN FOR THE FINANCIAL YEAR ENDED 30 JUNE 2014

The Royal Audit Authority (RAA) has audited the accompanying Annual Financial Statements of the Royal Government of Bhutan (RGoB) for the Financial Year ended 30 June 2014, which comprise of:

- i. Consolidated Receipts & Payments Statement and schedules forming part of it;
- ii. Summary of Original and Revised Budget Estimates and Variations with actual outcome;
- iii. Statement of Outstanding Loans;
- iv. Statement of Equity Portfolio of the Government;
- v. Summary Statement of Arrears of Revenue;
- vi. Statement of the operations of Refundable Deposits Account, Revolving & Trust Funds; and
- vii. Government Consolidated Account Reconciliation Statement.

The audit was conducted by the RAA as required under the Audit Act of Bhutan 2006 and the Public Finance Act of Bhutan 2007.

Responsibility of the Ministry of Finance for the Financial Statements

The Ministry of Finance is responsible for preparation of these financial statements in accordance with the Public Finance Act 2007 and Financial Rules and Regulations 2001. This responsibility includes, designing, implementing and maintaining internal control relevant to the preparation and fair presentation of Financial Statements that are free from material misstatements, whether due to fraud or error; selecting and applying appropriate accounting policies and making accounting estimates that are reasonable in the circumstances.

RAA's responsibility

The RAA's responsibility is to express an opinion on these Financial Statements based on its audit. The RAA conducted the audit in accordance with RAA's Auditing Standards and Generally Accepted Auditing Standards. These standards require that the RAA plans and perform the audit to obtain reasonable assurance about whether the Financial Statements are free from material misstatements.

Scope of Audit

An audit involves performing procedures to obtain audit evidence about the amounts and disclosures in the financial statements. The procedures selected depend on auditor's judgement, including the risk of material misstatements of the financial statements, whether due to fraud or error. In making those risk assessments, the auditor considers internal controls relevant to the entity's preparation and fair presentation of the financial statements in order to design audit procedures that are appropriate in the circumstances, but not for the purpose of expressing an opinion on effectiveness of the entity's internal control.

"Every individual must strive to be principled. And individuals in positions of responsibility must even strive harder".

- His Majesty The King Jigme Khesar Namgyel Wangchuck

P.O. Box: 191, Kawangjangsa, Thimphu : Bhutan. Tel: 322111 / 322833, Fax: 323491.

Website: www.bhutanaudit.gov.bt email: info@bhutanaudit.gov.bt

As per the information made available by the DPA, there are 560 Letter of Credit (LC) Accounts and 195 Project Letter of Credit (PLC) Accounts. Of the total, the RAA had audited and issued report for 181 LC Accounts and 30 PLC Accounts as on 3 March 2015 for the Fiscal Year ended 30 June 2014. These audited agencies comprise mostly of bigger agencies. For those accounts that are yet to be audited, the RAA had relied upon the year end accounts submitted by the respective agencies.


The RAA believes that the audit evidence obtained by it is sufficient and appropriate to provide a basis for its qualified audit opinion.

Basis of "Qualified" Audit Opinion

1. *There were cases of mismatch between Employees' contribution (6.a) reported under Receipts and Payments statements of the budgetary agencies and the monthly PF schedules generated from Payroll module of the PEMS. Further, inconsistent number of employees under monthly PF schedules was observed, which apparently indicated circumvention of accounting module wherein in lieu of using payroll module, the budgetary agencies had used Accounts Module to prepare monthly salary. Pending review and reconciliation of these differences, the exact extent of impact of which in these accounts is not ascertainable.*
2. *The Bank Reconciliation Statements for the year under review indicated that the amount withdrawn reported as per cash book was less than that of the amount reported as per Bank to the tune of Nu.1,113,410,385.19. Pending review and confirmation of such difference in the PEMS and with respective budgetary agencies, the exact extent of impact of which in these accounts is not ascertainable.*

Opinion

In RAA's opinion, *except for the effect of the matters referred in the Basis of Qualified Audit Opinion* paragraph, the Consolidated Receipts & Payments Statement together with the schedules attached thereto, including the Notes to Accounts present fairly, in all material respect the financial operations of the Royal Government of Bhutan for the year ended 30 June 2014 and the position of the Outstanding Loans, Equity Portfolio of the Government, Refundable Deposits, Revolving & Trust Funds as on that date as required by the Public Finance Act 2007 and the Financial Rules & Regulations 2001 in the manner so required.


(Ugen Chenzang)
Auditor General of Bhutan

Dated: 31 March 2015
Place: Thimphu



"Every individual must strive to be principled. And individuals in positions of responsibility must even strive harder".

- His Majesty The King Jigme Khesar Namgyel Wangchuck

P.O. Box: 191, Kawangjangsa, Thimphu : Bhutan. Tel: 322111 / 322833, Fax: 323491.

Website: www.bhutanaudit.gov.bt email: info@bhutanaudit.gov.bt

List of Abbreviations

ADB	Asian Development Bank
AFS	Annual Financial Statements
BDBL	Bhutan Development Bank Limited
BFA	Budget Fund Account
BHPC	Basochhu Hydro Power Corporation
BHTF	Bhutan Health Trust Fund
BoBL	Bank of Bhutan Limited
BTL	Bhutan Telecom Limited
CDG	Constitutional Development Grant
CHPC	Chhukha Hydro Power Corporation
CIT	Corporate Income Tax
CFA	Consolidated Fund Account
RoD (Danida)	Representation Office of Denmark
DGPCL	Druk Green Power Corporation Limited
DNB	Department of National Budget
DPA	Department of Public Accounts
DRC	Department of Revenue and Customs
FRR	Financial Rules and Regulations
FY	Fiscal Year
GDP	Gross Domestic Product
GNHC	Gross National Happiness Commission
GoA	Government of Austria
GoD	Government of Denmark
GoI	Government of India
IDA	International Development Assistance
IFAD	International Fund for Agriculture Development
JICA	Japan International Cooperation Agency
FAED	Kuwait Fund for Arab Economic Development
KHPC	Kurichhu Hydro Power Corporation
MYRB	Multi-Year Rolling Budget
NPPF	National Pension and Provident Fund
PEMS	Public Expenditure Management System
PFA	Public Finance Act
PIT	Personal Income Tax
RE	Rural Electrification
RGoB	Royal Government of Bhutan
RMA	Royal Monetary Authority
SA	Spending Agencies
THPC	Tala Hydro Power Corporation
WB	World Bank
WMA	Ways and Means Advance
T-Bills	Treasury Bills

CONTENTS	PageNo.
i. Statement of Responsibility	i
ii. Auditor General's Report	iii
iii. List of Abbreviations	v
iv. Table of Contents	vii
1 Introduction	1
2 Overview	1
3 Budget Estimates, Actual Outcomes and Financing	3
4 Receipts & Payments	4
5 Government Receipt by Sources	5
5.1 Internal Revenue	6
5.2 External Grants	7
5.3 Borrowings	8
5.3.1 Internal	8
5.3.2 External	8
5.4 Recovery of Loans	9
5.5 Other Receipts & Payments	10
6 Operational Results	11
6.1 Expenditure Growth	11
6.1.1 Current Expenditure	12
6.1.2 Government Subsidy Payment	13
6.1.3 Interest Payment	14
6.1.4 Capital Expenditure	20
6.1.5 On-Lending	21
6.1.6 Loan Repayment	22
6.1.7 Sector wise Expenditure	27
7 Government Debt Position	29
7.1 Domestic Debt	29
7.2 External Debt	29
8 Government Equity Holdings	36
9 Government Guarantees	36
10 Government Consolidated Account	39
11 Government Budget Fund Account	40
12 Refundable Deposit, Revolving and Trust Funds	41
13 Current Deposits Account	42
14 SCHEDULES	43
15 ANNEXURE I	211

GRAPHS

I	Government Receipts by Sources	5
II	Total Expenditure for FY 2012-13 & 2013-14	11
III	Internal Revenue and Current Expenditure comparison	13
IV	Statement of Interest payments	15
V	Repayment of Principal loans	22
VI	Summary of expenditure by Sectors	28

TABLES

Table 1	Financial and Variance for the FY 2013- 2014	2
Table 2	Consolidated Receipts & Payments Statement	4
Table 3	Government Receipt by Sources	5
Table 4	Summary of Revenue Collection	6
Table 5	International Assistances (Grants) received	7
Table 6	External (Loans) received	8
Table 7	Recovery of Loans for the FY 2013-2014	9
Table 8	Statement of Other Receipts & Payments	10
Table 9	Summary of Expenditure	11
Table 10	Current Expenditure & Internal Revenue Comparison	12
Table 11	Government Subsidy Payment	14
Table 12	Statement of Interest Payment	15
Table 13	Interest Payment on Loans - By Lender	16
Table 14	Interest Payment on Loans – By RGoB & Corpn.	18
Table 15	Capital & Repayment Expenditure comparison with Grants & Borrowings	21
Table 16	Statement of On-Lending	21
Table 17	Repayment of Principal Loans – Summary	22
Table 18	Repayment of Principal Loans - By Lender	23
Table 19	Repayment of Principal Loans - By RGoB & Corpn	25
Table 20	Summary of Expenditure by Sectors	27
Table 21	Summary of Revised Budget and Actual Expenditure	28
Table 22	Statement of Outstanding Loans – Summary	30
Table 23	Statement of Outstanding Loans – Detailed	31

Table 24 Statement of Government Equity Holdings	37
Table 25 Statement of Government Guarantees	38
Table 26 Reconciliation of Govt. Consolidated Account	39
Table 27 Reconciliation of Govt. Budget Fund Account	40
<i>Annexure 1 - Credit as per Cashbook but not in BOB</i>	40
<i>Annexure 2 - Credit as per BOB but not in Cashbook</i>	41
Table 28 Statement of Refundable deposit, Revolving and Trust Funds	41
Table 29 Summary of Current Deposits Account	42

SCHEDULES

Schedule 1	Schedule of Revised Budget and Actual Outcomes	43
Schedule 2	Schedule of Expenditure Summary by Object Class	53
Schedule 3	Schedule of Grants received: by Donor	55
Schedule 4	Schedule of Loans received: by Lender	97
Schedule 5	Schedule of Expenditure Summary by Function	99
Schedule 6	Schedule of Non-Revenue Deposits	146
Schedule 7	Schedule of Other Recoveries and Remittances	147
Schedule 8	Schedule of Revenue Receipts and Remittances	155
Schedule 9	Schedule of Miscellaneous Receipts and Payments	165
Schedule 10	Schedule of Dishonored Cheques	171
Schedule 11	Schedule of Advances and Suspense	179
Schedule 12	Schedule of Government Current Deposits Account	191
Schedule 13	Schedule of Revenue Collection for the FY 2013-2014	202
Schedule 14	Notes to Accounts	205

1. INTRODUCTION

The Annual Financial Statements (AFS) reporting on the budgetary operations of the Royal Government of Bhutan (RGoB) for the Fiscal Year (FY) 2013-2014 has been prepared by the Department of Public Accounts (DPA), Ministry of Finance (MoF) as per the provisions of the Public Finance Act, 2007 (PFA 2007) and Public Finance (Amendment) Act 2012 and the Financial Rules and Regulations, 2001 (FRR 2001).

The financial statements are based on the monthly accounts of the budgetary bodies recorded in the Public Expenditure Management System (PEMS) and information received from other relevant agencies and organizations. The statements and schedules presented in the AFS reflect the financial position of the RGoB as on 30th June 2014.

2. OVERVIEW

The FY 2013-14 is the 1st year of the 11th Five Year Plan (FYP) and also the 1st year of the second democratically elected Government's term. The FY 2013-14 started with an approved budget of Nu. 34,215.836 million and an estimated resources of Nu. 29,982.834 million, resulting in a fiscal deficit¹ of Nu. 4,233.002 million and a budget deficit² of Nu. 4,324.516 million. At the end of the FY, the revised budget was Nu. 36,367.917 million with a fiscal deficit of Nu. 3,196.165 million and a budget deficit of Nu. 3,129.987 million. However, with an actual realized resources of Nu. 37,819.123 million and the actual outcome of Nu. 33,522.834 million, the FY 2013-14 ended with a fiscal surplus of Nu. 4,296.289 million and a budget surplus of Nu. 3,253.978 million. The budget surplus is about 3 percent of GDP³.

The Government outstanding debt stock as on 30th June 2014 was Nu. 108,370.354 million equivalent to US\$ 1,800.920 million⁴ which is about 98.3 percent of GDP. The outstanding Government Equity Holdings and Government Guarantees as on 30th June 2014 are Nu. 48,032.399 million and Nu. 974.733 million⁵ respectively.

¹ *Fiscal deficit/surplus = (taxes + fees and income from property and enterprises + proceeds from sale of land and other capital assets + recovery of on-lending + grants) – (current expenditures + capital expenditures + lending)*

² *Budget deficit/surplus = (taxes + fees and income from property and enterprises + proceeds from sale of land and other capital assets + recovery of on-lending + grants + project tied borrowings) – (current expenditures + capital expenditures + on-lending + repayments). Source: FRR 2001*

³ *GDP as per National Statistics Bureau is Nu. 110,201.219 million*

⁴ *Refer Table 22 & Table 23*

⁵ *Refer Table 24 & Table 25.*

The statement of the comparison of approved and revised budget with that of actual outcomes and its financing is presented in Table 1.

Table 1. FINANCING AND VARIANCE FOR THE FY 2013-2014						
	Particulars	Nu. in million			% Variance	
		Approved Budget	Revised Budget	Actual Outcomes	Original Vs Revised	Revised Vs Actual
A	RESOURCES	29,982.834	33,171.752	37,819.123	10.6%	14.0%
	I. Domestic Revenue	21,860.885	21,860.885	23,244.610	0.0%	6.3%
	i. Tax	15,324.769	15,353.582	16,182.774	0.2%	5.4%
	ii. Non-Tax	6,536.116	6,507.303	7,061.836	-0.4%	8.5%
	II. Other Receipts (Net)	12.436	131.042	338.160	953.7%	158.1%
	III. Grants	8,109.513	11,179.825	14,236.353	37.9%	27.3%
	i. Programme grants	1,975.000	1,975.000	1,749.693	0.0%	-11.4%
	a) GoI	1,700.000	1,700.000	1,625.000	0.0%	-4.4%
	b) Other Donors	275.000	275.000	124.693	0.0%	-54.7%
	ii. Project-tied grants	6,134.513	9,204.825	12,486.660	50.0%	35.7%
	a) GoI	3,632.339	5,825.687	4,859.430	60.4%	-16.6%
	b) GoI ESP Fund			4,200.000		
	c) Other Donors	2,502.174	3,379.138	3,427.230	35.0%	1.4%
B	OUTLAY	34,215.836	36,367.917	33,522.834	6.3%	-7.8%
	I. Total Expenditure	36,113.865	38,215.044	34,609.903	5.8%	-9.4%
	i. Current	19,160.114	18,726.091	17,941.151	-2.3%	-4.2%
	ii. Capital	16,953.751	19,488.953	16,668.752	15.0%	-14.5%
	II. Net Lending	(1,898.029)	(1,847.127)	(1,331.989)	-2.7%	-27.9%
	III. Advance/Suspense (Net)	-	-	244.920	-	-
C	OVERALL BALANCE	(4,233.002)	(3,196.165)	4,296.289	-24.5%	-234.4%
D	FINANCING	4,233.002	3,196.165	(4,296.289)	24.5%	234.4%
	I. External (Net)	(91.514)	66.178	(867.009)	-172.3%	-1410.1%
	i. Borrowings	2,666.588	2,824.280	1,534.544	5.9%	-45.7%
	ii. Repayments	2,758.102	2,758.102	2,401.553	0.0%	-12.9%
	II. Internal (Net)	4,324.516	3,129.987	(175.302)	-27.6%	-105.6%
	i. Borrowings	4,324.516	3,129.987	-	-27.6%	-100.0%
	ii. Repayments	-	-	175.302		
	III. Change in Balances	-	-	(3,253.978)		
	i. Opening balance	-	-	(5,816.814)		
	ii. Closing balance	-	-	(2,562.836)		

Note: Internal borrowing and repayment excludes T-Bills issued for cash management purpose. To manage cash flow fluctuations, T-Bills with maturities of 30, 60 and 90 days were issued, all of which were redeemed before the end of fiscal year. The total redemption on account of issuance and roll-over of T-Bills amounted to Nu. 9,136.483 million during the fiscal year; net borrowing by T-bills was zero.

3. BUDGET ESTIMATES, ACTUAL OUTCOMES AND FINANCING

The FY 2013-14 started with an approved budget of Nu. 34,215.836 million and an estimated resources of Nu. 29,982.834 million with a fiscal deficit of Nu. 4,233.002 million. With the estimated project-tied borrowing of Nu. 2,666.588 million and the scheduled loan repayment of Nu. 2,758.102 million, the budget deficit was estimated at Nu. 4,324.516 million.

During the FY, the approved budget was revised to Nu. 36,367.917 million and the estimated resources to Nu. 33,171.752 million. However, at the end of the FY, the actual outcome was Nu. 33,522.834 million and the total realized resources was Nu. 37,819.123 million. This has resulted in a fiscal surplus of Nu. 4,296.289 million. Further, with the external principal loan repayment of Nu. 2,401.553 million against the borrowings of Nu. 1,534.544 million (i.e. net external borrowing of Nu. 867.009 million), there was a budget surplus of Nu. 3,429.280 million (Nu. 4,296.289m minus 867.009m).

This has been used for repayment of internal loan of Nu. 175.302 million and the balance Nu. 3,253,978 million for partial settlement of previous year's Over Draft (OD) of Nu. (-) 5,816.814 million thus reducing the Government OD balance to Nu. (-) 2,562.836 million at the end of June 2014.

4. RECEIPTS & PAYMENTS

The Consolidated Receipts and Payments Statement of the Government along with the sources and applications of funds and the cost of debt servicing for the FY 2013-14 is presented below in Table 2. The FY started with negative balance of Nu. 5,816.814 million and also ended with negative balance of Nu. 2,562.836 million.

Table 2: CONSOLIDATED RECEIPTS AND PAYMENTS STATEMENT FOR THE YEAR ENDED 30 JUNE 2014			
<i>(Nu. in Million)</i>			
Receipts	2013-14	Payments	2013-14
Opening Balance	(5,816.814)	Expenditure	34,609.903
i) Cash	-	i) Current	17,941.151
ii) Bank	(5,816.814)	ii) Capital	16,668.752
Internal Revenue	23,244.610	Repayment of Loans	2,576.855
i) Tax Revenue	16,182.774	i) Internal	175.302
ii) Non Tax Revenue	7,061.836	ii) External	2,401.553
External Grants	14,236.353	Lendings	570.661
i) Cash	13,812.314	i) To individuals	-
ii) Kind	424.039	ii) To Corporations	570.661
Borrowings	1,534.544	Other payments	6,298.130
i) Internal	-	Advances/Suspense	8,653.261
ii) External	1,534.544		
		Closing Balance	(2,562.836)
Recovery of Loans	1,902.650	i) Cash	
Other Receipts	6,636.290	ii) Bank	(2,562.836)
Decrease in advances/Suspense	8,408.341		
TOTAL RECEIPTS	50,145.974	TOTAL PAYMENTS	50,145.974
<i>Note</i>			
<i>Internal borrowing and repayment excludes T-Bills issued for cash management purpose. To manage cash flow fluctuations, T-Bills with maturities of 30, 60 and 90 days were issued, all of which were redeemed before the end of fiscal year. The total redemption on account of issuance and roll-over of T-Bills amounted to Nu. 9,136.483 million during the fiscal year.</i>			

Source: DPA, DRC, BoBL and Budgetary Bodies

5. GOVERNMENT RECEIPTS BY SOURCES

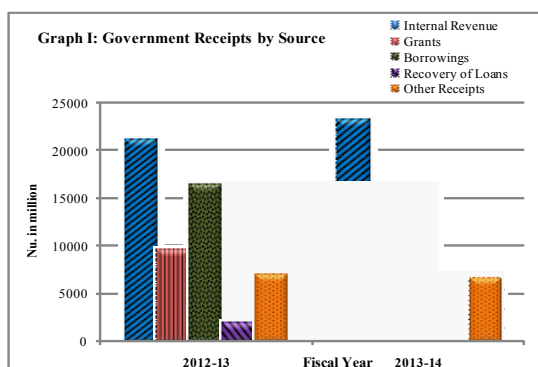
The total receipts for the FY 2013-14 amounted to Nu. 47,554.447 million accounting for 43.2 percent of GDP. Of the total receipts, internal revenue and grants accounted for 48.9 percent and 29.9 percent respectively. The receipts from other receipts accounted for 11.7 percent followed by recovery of loans by 3.4 percent and borrowings 3.2 percent of the total receipts. The details of receipts for the FY 2013-14 and the percentage composition of each source of receipt along with the percentage change and comparison to the previous fiscal year is presented in Table 3.

Sl.No.	SOURCES	(Nu. in millions)		% of Total	% Change	% of GDP
		2012-13	2013-14			
1	Internal Revenue	21,101.691	23,244.610	48.9%	10.2%	21.1%
2	Grants	9,562.636	14,236.353	29.9%	48.9%	12.9%
3	Borrowings	16,463.456	1,534.544	3.2%	-90.7%	1.4%
	a. Internal	12,892.456	-	0.0%	-100.0%	0.0%
	b. External	3,571.000	1,534.544	3.2%	-57.0%	1.4%
4	Recovery of Loans	1,873.229	1,902.650	4.0%	1.6%	1.7%
5	Other Receipts	6,636.290	6,636.290	14.0%	0.0%	6.0%
	Total	55,637.302	47,554.447	100.0%	-14.5%	43.2%

Note:
For FY 2013-2014 Internal borrowing and repayment excludes T-Bills issued for cash management purpose. To manage cash flow fluctuations, T-Bills with maturities of 30, 60 and 90 days were issued, all of which were redeemed before the end of fiscal year. The total redemption on account of issuance and roll-over of T-Bills amounted to Nu. 9,136.483 million during the fiscal year.

Source: DRC, GNHC and DPA

The information in the above statement is presented in a graphic form below.



5.1. INTERNAL REVENUE

The total internal revenue realized during the FY 2013-14 was Nu. 23,244.610 million recording an overall increase of 10.2 percent over the previous FY and accounted for 21.1 percent of GDP. The tax revenue increased by 5.1 percent which can be attributed to an increase in corporate income tax (26%) and personal income tax (15.2%).

The Non-Tax Revenue increased by 23.9 percent with significant increase under dividends (24.5%) and interest on loans from corporations (32.8%).

A statement of revenue collected during the FY 2013-14 and its comparison to the FY 2012-13 is presented in Table 4.

CODE	REVENUE HEADS	(Nu. in million)		% Change	% of GDP
		2012-13	2013-14		
1	Tax Revenue	15,403.118	16,182.774	5.1%	14.7%
1.1	Direct Tax	9,390.039	11,132.042	18.6%	10.1%
1.1.1	Corporate Income Tax	4,864.277	6,127.428	26.0%	5.6%
1.1.2	Business Income Tax	1,690.632	1,783.893	5.5%	1.6%
1.1.3	Personal Income Tax	1,112.048	1,280.976	15.2%	1.2%
1.1.4	Other Direct Tax Revenue	491.597	558.033	13.5%	0.5%
1.1.5	Royalties	1,231.485	1,381.712	12.2%	1.3%
1.2	Indirect Tax	6,013.079	5,050.732	-16.0%	4.6%
1.2.1	Bhutan Sales Tax	2,171.025	2,162.891	-0.4%	2.0%
1.2.3	Excise Duty	3,481.831	2,556.470	-26.6%	2.3%
1.2.4	Import Duty	305.535	312.788	2.4%	0.3%
1.2.5	Other Indirect Tax	18.751	16.903	-9.9%	0.0%
1.2.6	Green Tax	35.937	1.680	-95.3%	0.0%
2	Non Tax Revenue	5,698.573	7,061.836	23.9%	6.4%
2.1	Fees, Dividends, Profits	5,609.681	6,979.480	24.4%	6.3%
2.1.1	Administrative Fees & Charges	331.064	349.215	5.5%	0.3%
2.1.2	Revenue from Govt. Departments	342.612	357.988	4.5%	0.3%
2.1.3	Dividends	3,035.784	3,779.386	24.5%	3.4%
2.1.4	Transfer of Profits	0	0.000	0.0%	0.0%
2.1.5	Other Non-Tax Revenue	84.273	81.020	-3.9%	0.1%
2.1.6	Interest on loan from corporations	1,815.948	2,411.871	32.8%	2.2%
2.2	Capital Revenue	88.892	82.356	-7.4%	0.1%
	Total Revenue	21,101.691	23,244.610	10.2%	21.1%

Source: DRC, MOF

5.2. EXTERNAL GRANTS

The summary statement of International Assistance (Grants) received in-cash and in-kind for the FY 2012-13 and FY 2013-14 is presented in Table 5.

PARTICULARS	Nu. in millions		% Change	% of GDP
	2012-13	2013-14		
a) GoI	4,693.402	10,684.430	127.6%	9.7%
1. Program Grant	1,050.000	1,625.000	54.8%	1.5%
2. Project Grant	3,643.402	9,059.430	148.7%	8.2%
i. Cash	3,643.402	9,059.430	148.7%	8.2%
ii. Kind	-	-	-	0.0%
b) Other Donors	4,869.234	3,551.923	-27.1%	3.2%
1. Program Grant	1,568.453	124.693	-92.0%	0.1%
2. Project Grant	3,300.781	3,427.230	3.8%	3.1%
i. Cash	3,083.181	3,003.191	-2.6%	2.7%
ii. Kind	217.600	424.039	94.9%	0.4%
Total	9,562.636	14,236.353	48.9%	12.9%

Source: GNHC and DPA

During the FY 2013-14, the Government received a total grant of Nu. 14,236.353 million which is about 12.9 percent of the GDP. The major increase in the receipt of grants from the Government of India (GoI) by 127.6 percent was due to the increase in the programme grants by the GoI for the 11th FYP and receipt of fund for the new projects under 11th FYP and also the fund balance disbursement of the 10th FYP.

On the other hand, the grants from the other international donors decreased by 27.1% which was mainly due to the receipt of the programme grants amounting to Nu. 1,451.780 million in the previous fiscal year from the Asian Development Bank as budgetary support.

However, the grants received exclude long term and short term open scholarships offered by the Australian Government (Endeavour, ALA, ADS), Netherlands Government (NUFFIC), Government of Thailand (TICA), Government of India, Asian Development Bank and World Bank etc as the fund were directly disbursed to the respective institutions and monitored by the donors themselves. It also excludes the grants amounting to Nu. 9,360.200 million directly disbursed by the Government of India to the project authorities of Punatshangchu-I (Nu. 4,805.300

m), Punatshangchu II (Nu.2,182.400 m), and Mangdechu (Nu. 2,372.500 m). Further, the direct disbursement by the Government of India to Project DANTAK amounting to Nu. 825 million for the Thimphu-Phuentsholing and Damchu-Chukha highway are excluded in the total receipts.

5.3. BORROWINGS

During the FY 2013-14, the total borrowings by the Government amounted to Nu.1,534.544 million. These are all from external donors such as ADB, IFAD, JICA, IDA (World Bank) and the Government of Austria. The external borrowing excludes disbursement of Nu. 14,271.267 million received from Government of India and Nu. 1,292.400 million from Asian Development Bank outside the Budget Fund Account for Hydro Power Projects. The statement of borrowings during the FY 2013-14 is presented in Table 6.

SL NO	LENDER	Nu. in million		
		IN-CASH	IN-KIND	TOTAL
1	Asian Development Bank	709.271	124.840	834.111
2	International Development Association (World Bank)	215.795	-	215.795
3	International Fund for Agriculture Development	106.386	-	106.386
4	Japan International Cooperation Agency	-	164.406	164.406
5	Government of Austria		213.846	213.846
Total External		1,031.452	503.092	1,534.544

5.3.1 INTERNAL BORROWINGS

During the FY, to meet the cash shortfall, the total amount of Nu. 9,136.456 million was raised from the domestic market through the issuance of series of Treasury Bills (T-Bills). The T-Bills were fully redeemed upon maturity towards the end of the FY.

5.3.2 EXTERNAL BORROWINGS

The total external loan received during the FY amounted to Nu. 1,524.544 million. This consists of Nu. 1,031.452 million received in-cash as project tied loans and Nu. 503.092 as direct disbursement by the Japan International Co-operation Agency (JICA) and Government of Austria for Rural Electrification (RE) project and by Asian Development Bank (ADB) for Urban Infrastructure Development project.

5.4. RECOVERY OF LOANS

The statement of recovery of loans for the FY 2013-14 is presented in Table 7.

Table 7: STATEMENT OF RECOVERY OF LOANS DURING THE FISCAL YEAR 2013-14				
Sl. No.	Lender	Agencies	Project	Nu. in millions
A. INTERNAL				33.811
1	NPPF/BHTF	Drukair Corporation	Purchase of Aircraft for Drukair	33.811
B. EXTERNAL				1868.840
1	GoI	DGPC	KHPC	186.667
2	GoI	DGPC	THPA	1342.591
Sub Total GoI				1529.258
1	ADB	BDBL	BDFC Loan BHU-934	0.929
2	ADB	BDBL	BDFC Loan BHU-1566	11.889
3	ADB	BPCL	RE- I BHU 1375	8.304
4	ADB	BPCL	RE-II BHU 1712	18.326
5	ADB	BPCL	RE-III -BHU 2009	18.228
6	ADB	BDBL	BDFC ADB 0088/0089 BHU (SF) MSME	8.129
8	ADB		Green Power Development Project (2463-BHU OCR)	14.726
Sub Total ADB				80.531
11	IFAD	BDBL	BDFC Loan BHU-512	1.403
Sub Total IFAD				1.403
13	KFAED	BDBL	BDFC Loan BHU-409	4.392
Sub Total KFAED				4.392
14	Austria	DGPC	BHPCL (Upper Stage)	35.400
15	Austria	DGPC	BHPCL (Lower Stage)	109.925
Sub Total AUSTRIA				145.325
17	Denmark	BTL	Rural Telecom - 1674	107.931
Sub Total DENMARK				107.931
Total Recoveries (INTERNAL+ EXTERNAL)				1902.650

5.5. OTHER RECEIPTS & PAYMENTS

The statement of Other Receipts and Payments during the FY 2013-14 is presented in Table 8.

PARTICULARS		(Nu. in millions)		
		RECEIPTS	PAYMENTS	NET
A	BUDGET FUND ACCOUNT	1,546.470	0.014	1,546.456
i	Prior year expenses	10.124	-	10.124
ii	Prior year advances	51.236	-	51.236
iii	Closing cash balances	174.063	-	174.063
iv	Refundable External Grants	10.671	-	10.671
v	Others	117.072	0.014	117.058
vi	Others (LC/PLC)	31.335	-	31.335
vii	Internal Funds	10.000	-	10.000
viii	Refund of Advances	3.969	-	3.969
ix	Recoupments from Refundable Deposits	1,138.000	-	1,138.000
B	NON-REVENUE ACCOUNT	1,487.673	-	1,487.673
i	Deposits as per BOBL	1,487.673	-	1,487.673
C	AGENCIES ACCOUNTS	3,559.049	6,298.116	(2,739.067)
i	Others Recoveries & Remittances	2,348.239	2,379.287	(31.048)
ii	Revenue Receipts & Remittances	780.442	780.443	(0.001)
iii	Miscellaneous Receipts & Payments	430.368	3,138.386	(2,708.018)
D	OTHER ADJUSTMENTS	43.098	-	43.098
i	Dishonoured Cheques of FY 2013-2014	43.098	-	43.098
TOTAL		6,636.290	6,298.130	338.160

Source: Department of Public Accounts, Bank of Bhutan and Budgetary Bodies

6. OPERATIONAL RESULTS

6.1. EXPENDITURE GROWTH

The total Government expenditure during the FY 2013-14 amounted to Nu. 34,609.903 million representing around 31.4 percent of the GDP. The total expenditure including Recurrent, Capital, On-lending and Repayment of Principal Loans amounted to Nu. 37,757.419 million, which is about 34.3 percent of GDP.

A comparative percentage change in expenditures of the FY 2013-14 over the FY 2012-13 is presented in Table 9

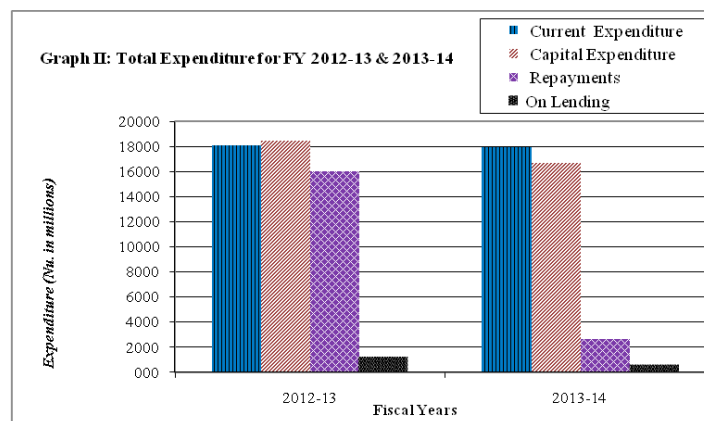
OVERHEADS	(Nu. in million)		% Change	% of GDP
	2012-2013	2013-2014		
EXPENDITURE	36,527.815	34,609.903	-5.3%	31.4%
Current Expenditure	18,096.551	17,941.151	-0.9%	16.3%
Capital Expenditure	18,431.264	16,668.752	-9.6%	15.1%
Repayments	15,971.150	2,576.855	-83.9%	2.3%
Internal	13,067.758	175.302	-98.7%	0.2%
External	2,903.392	2,401.553	-17.3%	2.2%
On Lending	1,133.340	570.661	-49.6%	0.5%
GRAND TOTAL	53,632.305	37,757.419	-29.6%	34.3%

Note:

Internal borrowing and repayment excludes T-Bills issued for cash management purpose. To manage cash flow fluctuations, T-Bills with maturities of 30, 60 and 90 days were issued, all of which were redeemed before the end of fiscal year. The total redemption on account of issuance and roll-over of T-Bills amounted to Nu. 9,136.483 million during the fiscal year.

Source: Department of Public Accounts & Budgetary Bodies

The comparison is also presented in the following Graph II



6.1.1 CURRENT EXPENDITURE

The recurrent expenditure of Nu 17,941.151 million during the FY 2013-14 reflects a decrease of Nu. 155.400 million from that of FY 2012-13. This is about 0.9 percent decrease as shown in Table 9 above. The decrease in the current expenditure during the FY was shown mainly due to the change in the Tala Hydro Power Project repayment schedule from annual to semi-annual whereby the interest and repayment will be made on 15th of June and 15th of December.

The expenditure on salary and wages accounted for about 39.1 percent of total recurrent expenditures and 30.2 percent of internal revenue.

The recurrent expenditure is also inclusive of interest payment of Nu. 2,090.487 million of which Nu. 153.376 million is for internal borrowings and Nu. 1,937.111 million for external loans.

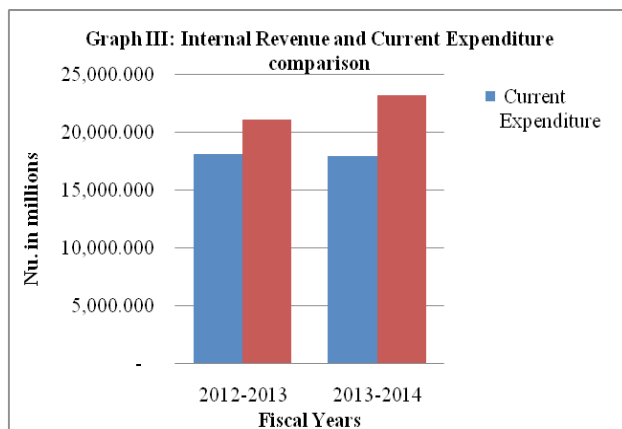
The total recurrent expenditure of Nu. 17,941.151 million was fully covered by the internal revenue of Nu. 23,244.610. With the coverage of the recurrent expenditure by internal revenue by 130 percent, the key fiscal policy objectives of the Government and the Constitutional requirement of financing the recurrent expenditures from its domestic resources had been achieved.

The comparison and percentage coverage of recurrent expenditure by the internal revenue for the FY 2012-13 and FY 2013-14 is presented below in Table 10.

PARTICULARS	Nu. in million	
	2012-2013	2013-2014
Current Expenditure	18,096.551	17,941.151
Internal Revenue	21,101.691	23,244.610
% Coverage	117%	130%

Source: Department of Revenue and Customs and Budgetary Bodies

The comparison between current expenditure and internal revenue is presented in Graph III



6.1.2 SUBSIDY PAYMENTS

During the FY, the actual expenditure on account of subsidy payment to financial, non-financial institutions and individuals/non-profit organizations was Nu. 1,783.314 million. Of the total subsidy payment, current grants amounted to Nu. 910.125 million and capital grants Nu. 873.189 million. The major recipients of subsidy are Royal University of Bhutan for operation and maintenance, Education City, Thromdeys (Thimphu, Phuentsholing, Samdrup Jongkhar & Gelephu), Bhutan Broadcasting Service for operation, maintenance and capital expenditure financing, Druk Air Corporation for interest on loans for purchase of aircraft, Royal Insurance Corporation of Bhutan for rural house insurance and Bhutan Post for city bus services. The current subsidy payment has decreased from Nu. 1,062.117 million to Nu. 910.125 million and the capital subsidy from Nu. 946.129 million to Nu. 873.189 from FY 2012-13. The details of subsidy payment are presented in Table 11.

Table 11: GOVERNMENT SUBSIDY PROVIDED DURING THE FISCAL YEAR 2013-2014						
SL No	ORGANIZATIONS	Amount (Nu. in million)				Total
		RGoB		EXTERNAL		
		CURRENT	CAPITAL	CURRENT	CAPITAL	
1	Royal Insurance Corporation of Bhutan	-	34.545	-	-	34.545
2	Bhutan Broadcasting Service Corporation (BBSC)	82.000	71.940	-	1.732	155.672
3	BCCI Secretariat	6.000	0.100	-	-	6.100
4	Wood Craft Centre	1.800	-	-	-	1.800
5	Bhutan Post	14.929	-	-	-	14.929
6	Bhutan Development Bank Limited (BDBL)	-	-	-	49.119	49,119
7	Druk Air Corporation	84.712	-	-	-	84.712
8	Thimphu Thromdey	41.531	121.848	-	6.737	170.116
9	Phuentsholing Thromdey	-	93.822	-	-	93.822
10	Samdrup Jongkhar Thromdey	24.000	58.700	-	-	82.700
11	Gelephu Thromdey	21.509	40.880	-	-	62.389
12	Royal University of Bhutan (RUB)	537.752	-	-	-	537.752
13	University of Medical Sciences of Bhutan (UMSB)	44.090	-	-	-	44.090
14	Bhutan Nun Foundation	-	-	-	3.888	3.888
15	Youth Development Fund	-	-	-	12.376	12.376
16	Education City	-	162.403	-	-	162.403
17	Education Endowment Fund	10.000	-	-	-	10.000
18	SAARC Forestry Centre, Taba	2.527	1.754	-	-	4.281
19	Bhutan Olympic Committee (BOC)	35.000	-	-	-	35.000
20	Bhutan Indigenous Games and Sports (BIGSA)	2.800	-	-	-	2.800
21	Others	1.000	36.320	0.475	177.025	214.820
	TOTAL	909.650	622.312	0.475	250.877	1,783.314

Source: Department of Public Accounts

6.1.3 INTEREST PAYMENT

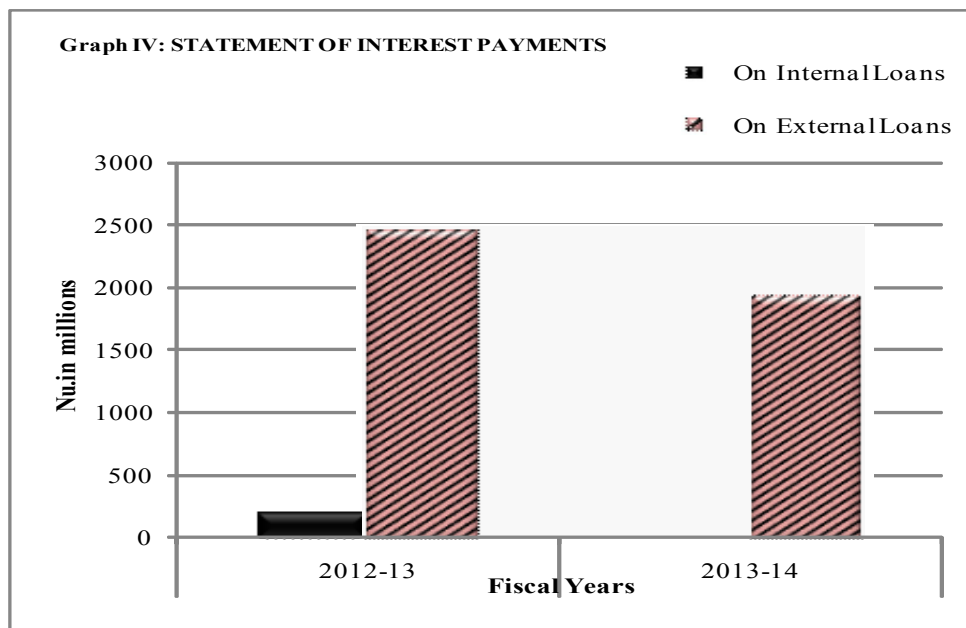
The total interest payment during the FY amounted to Nu. 2,090.487 million. This consists of Nu. 153.376 million on internal borrowings which includes Nu. 28.925 million for loan from NPPF and BTF for the purchase of first Aircraft, Nu. 63.517 million on issuance of T-Bills and Nu. 60.835 million for Ways and Means Advance. The interest payment for external borrowing was Nu.1,937.111 million, decrease of 21.1 percent from the previous FY mainly due to change in the repayment schedule from annual to semi-annual with regard to Tala Hydro Power Project. Of total interest payment, 85 percent pertains to corporation used loans and only 15 percent for RGoB used loans. The total interest expenditure accounts for 1.9 percent of GDP, 9 percent of internal revenue and 11.7 percent of current expenditure.

The summary of the expenditure on interest payments for the FY 2012-13 and FY 2013-14 is given in Table 12.

INTEREST	(Nu. in million)		% Change	% of Internal Revenue	% of Current Expenditure
	2012-13	2013-14			
On Internal Loans	186.188	153.376	-17.6%	0.7%	0.9%
On External Loans	2,456.120	1,937.111	-21.1%	8.3%	10.8%
Total	2,642.308	2,090.487	-20.9%	9.0%	11.7%

Source: Department of Public Accounts

The statement of interest payments for the FY 2012-13 and FY 2013-14 is presented in a graph IV.



The detailed statement of interest payment by Lender is presented in Table 13.

TABLE 13: STATEMENT OF INTEREST PAYMENTS DURING THE FISCAL YEAR 2013-2014: BY LENDER		
Lender	Project	(Nu. in Millions)
INTERNAL		153.38
BoB/RMA	Ways and Means Advance	60.835
BoBL/BDBL/TCB/DPNBL	Treasury Bills (T-Bills)	63.517
NPPF/BHTF	Druk Air Corporation	28.925
RGoB	Purchase of buses for non-profitable routes (RSTA)	0.098
EXTERNAL		1,937.111
ADB	Multi Project - I 0637-BHU	0.998
ADB	Multi Project -II 0722 BHU	2.634
ADB	Chirang Hill Irrigation 0740-BHU	0.324
ADB	Road Mechanisation 0790-BHU	1.309
ADB	East West Highway 1265-BHU	2.510
ADB	Highland Livestock Development Project (HDLP) 0808-BHU	1.605
ADB	Industrial Estate 0900-BHU	0.275
ADB	Bhutan Development Finance Corporation (BDFC) 0934-BHU	0.980
ADB	Technical & Vocational Education Training 1035-BHU	1.817
ADB	Rural Electrification - I 1375-BHU	3.864
ADB	Financial Sector Development 1565-BHU	2.149
ADB	Development Finance Loan 1566-BHU	2.105
ADB	Urban Infrastructure Improvement 1625-BHU	3.282
ADB	Sustainable rural Electrification (RE-II) 1712-BHU	6.320
ADB	Health Care Reform 1762-BHU	6.511
ADB	Road Improvement 1763-BHU	7.509
ADB	Basic Skill Development 1830-BHU	5.569
ADB	Rural Electrification & Network Expansion (RE III) 2009-BHU	8.525
ADB	Road Network Project 2187-BHU	17.234
ADB	Financial Sector Development Program 2279 - BHU	6.985
ADB	Financial Sector Development Program 2280 - BHU	0.828

Lender		Project	(Nu. in Millions)
ADB	Green Power Development Project (OCR) 2463 - BHU		6.055
ADB	Green Power Development Project (ADF) 2464 - BHU		53.901
ADB	SASEC Trade Facilitation Program Loan- 2955 - BHU		2.215
ADB Total			145.503
Austrian	Basochhu Hydro Power Corporation - Lower Stage		55.360
Austrian	Dagachu Hydropower Project (RBI)		162.114
AUSTRIAN Total			217.474
GOI	Kurichhu Hydro Power Corporation (KHPC)		201.694
GOI	Tala Hydro Power Project (THPP)		1,243.714
GoI Total			1,445.408
IDA	Technical Assistance (TA) 1416-BHU		0.491
IDA	Forestry Development Project -I 1460-BHU		2.339
IDA	Bhutan Calcium Carbide Limited (BCCL) 1596-BHU		2.696
IDA	Primary Education Project (PEP) 1899-BT		1.211
IDA	Second Forestry Development Project -II 1900-BHU		0.235
IDA	Third Forestry Development Project -III 2533-BHU		2.130
IDA	Second Education Project (SEP) 3044-BHU		6.262
IDA	Rural Access Project (RAP) 3309-BHU		5.303
IDA	Urban Development Project 3310-BHU		4.982
IDA	Education Development Project (EDP) 3820-BHU		15.795
IDA	Decentralised Rural Development Project (DRDP) 4040-BHU		3.277
IDA	Development Policy Financing for Institutional Strengthening 4562 - BT		5.342
IDA	Second Urban Development Project 47440 - BHU		2.426
IDA	First Development Policy Credit 48350-BT		11.708
IDA	Wildlife Protection Phase II-4983		0.229
IDA	Development Policy Credit 2 5163-BT		44.832
IDA	Remotwe Rural Communities Development-5164 BHU		0.939
IDA Total			110.197
IFAD	Small Farms Development 050-BT		1.533
IFAD	Trashigang-Mongar Area Development Project 178-BHU		1.344

Lender		Project	(Nu. in Millions)
IFAD	Punakha-Wangdue Valley Development Project	223-BHU	1.145
IFAD	First Eastern Zone Agriculture Project (FEZAP)	299-BHU	1.890
IFAD	Second Eastern Zone Agriculture Project (SEZAP)	512-BT	4.299
IFAD	Agri. Mkting & E/prise Promo. Prog. (AMEPP)	659-BT	6.459
IFAD	Market Access and Growth Intensification Project (MAGIP)	L-I-824-BT	1.858
IFAD Total			18.530
GRAND TOTAL			2,090.486

The interest payment is also categorized based on the usage of loans by RGoB and by Corporation as presented below in Table 14.

TABLE 14: STATEMENT OF INTEREST PAYMENT MADE DURING THE FISCAL YEAR 2013-2014: BY CORPN./RGoB			
Corpn./RGoB	Lender	Project	(Nu. in Millions)
Corpn.	NPPF/BHTF	Druk Air Corporation	28.925
NPPF/BHTF Total for Corporation			28.925
Corpn.	ADB	Bhutan Development Finance Corporation (BDFC) 0934-BHU	0.980
Corpn.	ADB	Rural Electrification - I 1375-BHU	3.864
Corpn.	ADB	Development Finance Loan 1566-BHU	2.105
Corpn.	ADB	Sustainable rural Electrification (RE-II) 1712-BHU	6.320
Corpn.	ADB	Rural Electrification & Network Expansion (RE III) 2009-BHU	8.525
Corpn.	ADB	Green Power Development Project (OCR) 2463 - BHU	6.055
Corpn.	ADB	Green Power Development Project (ADF) 2464 - BHU	53.901
ADB Total for Corporation			81.751
Corpn.	Austrian	Basochhu Hydro Power Corporation - Lower Stage	55.360
Corpn.	Austrian	Dagachu Hydropower Project (RBI)	162.114
Austrian Total for Corporation			217.474
Corpn.	GOI	Kurichhu Hydro Power Corporation (KHPC)	201.694
Corpn.	GOI	Tala Hydro Power Project (THPP)	1,243.714
GOI Total for Corporation			1,445.408
Corpn.	IDA	Bhutan Calcium Carbide Limited (BCCL) 1596-BHU	2.696

Corp. /RGoB	Lender	Project	(Nu. in Millions)
	IDA Total for Corporation		2.696
	Total for Corporation used Loan		1,776.254
RGoB	ADB	Multi Project - I 0637-BHU	0.998
RGoB	ADB	Multi Project -II 0722 BHU	2.634
RGoB	ADB	Chirang Hill Irrigation 0740-BHU	0.324
RGoB	ADB	Road Mechanisation 0790-BHU	1.309
RGoB	ADB	East West Highway 1265-BHU	2.510
RGoB	ADB	Highland Livestock Development Project (HDLP) 0808-BHU	1.605
RGoB	ADB	Industrial Estate 0900-BHU	0.275
RGoB	ADB	Technical & Vocational Education Training 1035-BHU	1.817
RGoB	ADB	Financial Sector Development 1565-BHU	2.149
RGoB	ADB	Urban Infrastructure Improvement 1625-BHU	3.282
RGoB	ADB	Health Care Reform 1762-BHU	6.511
RGoB	ADB	Road Improvement 1763-BHU	7.509
RGoB	ADB	Basic Skill Development 1830-BHU	5.569
RGoB	ADB	Road Network Project 2187-BHU	17.234
RGoB	ADB	Financial Sector Development Program 2279 - BHU	6.985
RGoB	ADB	Financial Sector Development Program 2280 - BHU	0.828
RGoB	ADB	SASEC Trade Facilitation Program Loan- 2955 - BHU	2.215
	ADB Total for RGoB		63.752
RGoB	IDA	Technical Assistance (TA) 1416-BHU	0.491
RGoB	IDA	Forestry Development Project -I 1460-BHU	2.339
RGoB	IDA	Primary Education Project (PEP) 1899-BT	1.211
RGoB	IDA	Second Forestry Development Project -II 1900-BHU	0.235
RGoB	IDA	Third Forestry Development Project -III 2533-BHU	2.130
RGoB	IDA	Second Education Project (SEP) 3044-BHU	6.262
RGoB	IDA	Rural Access Project (RAP) 3309-BHU	5.303
RGoB	IDA	Urban Development Project 3310-BHU	4.982
RGoB	IDA	Education Development Project (EDP) 3820-BHU	15.795
RGoB	IDA	Decentralised Rural Development Project (DRDP) 4040-BHU	3.277
RGoB	IDA	Dev. Policy Financing for Institutional Strengthening 4562 - BT	5.342

Corpn./RGoB	Lender	Project	(Nu. in Millions)
RGoB	IDA	Second Urban Development Project 47440 - BHU	2.426
RGoB	IDA	First Development Policy Credit 48350-BT	11.708
RGoB	IDA	Wildlife Protection Phase II-4983	0.229
RGoB	IDA	Development Policy Credit 2 5163-BT	44.832
RGoB	IDA	Remote Rural Communities Development-5164 BHU	0.939
IDA Total for RGoB			107.501
RGoB	IFAD	Small Farms Development 050-BT	1.533
RGoB	IFAD	Trashigang-Mongar Area Development Project 178-BHU	1.344
RGoB	IFAD	Punakha-Wangdue Valley Development Project 223-BHU	1.145
RGoB	IFAD	First Eastern Zone Agriculture Project (FEZAP) 299-BHU	1.890
RGoB	IFAD	Second Eastern Zone Agriculture Project (SEZAP) 512-BT	4.299
RGoB	IFAD	Agri. Mkting & E/prise Promo. Prog. (AMEPP) 659-BT	6.459
RGoB	IFAD	Mkt. Access & Growth Intensification Proj.(MAGIP) L-I-824-BT	1.858
IFAD Total for RGoB			18.530
RGoB	BoB/RMA	Ways and Means Advance	60.835
RGoB	BoB/BDB/TCB/DPNB	Treasury Bills (T-Bills)	63.517
RGoB	RGoB	Purchase of buses for non-profitable routes (RSTA)	0.098
Total for RGoB			124.450
Total for RGoB used Loan			314.233
GRAND TOTALS			2,090.486

Source: Department of Public Accounts

6.1.4 CAPITAL EXPENDITURE

The total capital expenditure during the FY was Nu. 16,668.752 million recording a decrease of 9.6 percent from the FY 2012-13. Since FY 2013-14 was the first year of the 11th FYP, many new activities were just initiated and expenditure incurred was not much.

The capital expenditure excludes direct payments made by GoI to Project DANTAK on behalf of the RGoB for the activities like maintenance of highway, construction of new roads and bridges etc.

About 75.7 percent of the total capital expenditure and principal loan repayment of Nu. 19,245.607 million was financed by the receipts in grants and borrowings.

The percentage coverage of capital expenditure and repayment by grants and borrowings is presented in the Table 15:

SOURCES	Nu. in millions		%
	2012-13	2013-14	Change
Grants	9,562.636	14,232.104	48.8%
Borrowings	16,463.456	1,534.544	-90.7%
Total of Grants & Borrowings	26,026.092	15,766.648	-39.4%
Expenditure			
Capital Expenditure	18,431.264	16,668.752	-9.6%
Repayment	15,971.150	2,576.855	-83.9%
Total of Capital & Repayment	34,402.414	19,245.607	-44.1%
% Coverage of Capital Expenditure & Repayment by Grants & Borrowings	75.7%	81.9%	

Note:

Internal borrowing and repayment excludes T-Bills issued for cash management purpose. To manage cash flow fluctuations, T-Bills with maturities of 30, 60 and 90 days were issued, all of which were redeemed before the end of fiscal year. The total redemption on account of issuance and roll-over of T-Bills amounted to Nu. 9,136.483 million during the fiscal year.

Source: DPA, GNHC & Budgetary Bodies

6.1.5 ON-LENDING

The total on-lending during the FY 2013-14 amounted to Nu. 570.661 million. This includes direct disbursement of Nu. 164.406 million by JICA to BPC, Nu. 213.846 million by Government of Austria and Nu. 92.409 million by ADB for rural electrification projects. The statement of the on-lending is presented below in Table 16.

LENDER	PROJECT/PROGRAMME	Nu. in million
ADB	Green Power Development Project- BPC (RE IV)	52.119
ADB	RREDP- BPC (RE V)	40.290
Austria	Rural Electrification - BPC	213.846
JICA	Rural Electrification Project (RE- I) BPC	83.801
JICA	Rural Electrification Project (RE - II) BPC	80.605
RGoB	Construction of Low Income Housing (NHDC)	100.000
Total		570.661

Source: Department of Public Accounts

6.1.6 LOAN REPAYMENT

The principal repayment of loans during the FY 2013-14 amounted to Nu. 11,713.338 million. This consists of Nu. 9,311.785 million for internal borrowings and Nu. 2,401.553 million for external borrowings. Of the total principal repayment, 18.5 percent pertains to corporation used loans and the balance 81.5 percent is for RGoB used loans. The total principal loan repayment accounts for 10.6 percent of GDP.

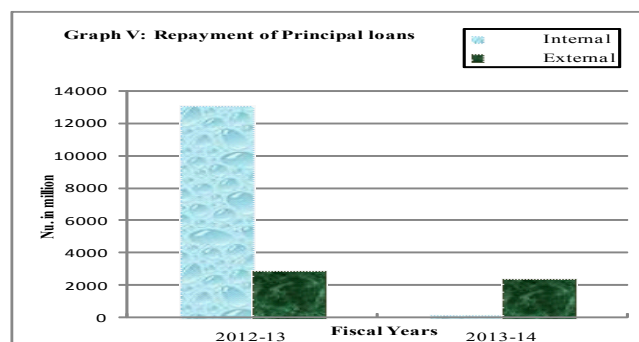
A statement of principal repayment of loans for the FY 2012-13 and FY 2013-14 is presented in Table 17.

FISCAL YEAR	(Nu. in million)		% Change
	2012-13	2013-14	
Repayments	15,971.150	2,576.855	-83.9%
Internal	13,067.758	175.302	-98.7%
External	2,903.392	2,401.553	-17.3%

Note:
Internal borrowing and repayment for FY 2013-14 excludes T-Bills issued for cash management purpose. To manage cash flow fluctuations, T-Bills with maturities of 30, 60 and 90 days were issued, all of which were redeemed before the end of fiscal year. The total redemption on account of issuance and roll-over of T-Bills amounted to Nu. 9,136.483 million during the fiscal year.

Source: Department of Public Accounts

The statement of repayment of principal loans is presented below in Graph V.



The detailed repayment of principal loans by lender is presented in the Table 18 as follows:

TABLE 18: STATEMENT OF PRINCIPAL LOAN REPAYMENT MADE DURING THE FISCAL YEAR 2013-2014: BY LENDER		
Sl. No.	LENDERS	(Nu. in Millions)
I	INTERNAL	175.302
A	NPPE/BHTF	175.302
1	First New Aircraft for Druk Air Corporation	175.302
II	EXTERNAL	2,401.55
A	Asian Development Bank (ADB)	320.379
1	Multi Project - I 0637-BHU	12.274
2	Multi Project -II 0722 BHU	28.255
3	Chirang Hill Irrigation 0740-BHU	2.685
4	Road Mechanisation 0790-BHU	14.729
5	East West Highway 1265-BHU	9.677
6	Highland Livestock Development Project (HDLP) 0808-BHU	13.237
7	Industrial Estate 0900-BHU	1.862
8	Bhutan Development Finance Corporation (BDFC) 0934-BHU	6.060
9	Technical & Vocational Education Training 1035-BHU	11.368
10	Rural Electrification - I 1375-BHU	9.834
11	Financial Sector Development 1565-BHU	4.858
12	Development Finance Loan 1566-BHU	5.014
13	Urban Infrastructure Improvement 1625-BHU	8.095
14	Sustainable rural Electrification (RE-II) 1712-BHU	27.644
15	Health Care Reform 1762-BHU	38.591
16	Road Improvement 1763-BHU	28.956
17	Basic Skill Development 1830-BHU	19.724
18	Rural Electrification & Network Expansion (RE III) 2009-BHU	27.111
19	Road Network Project 2187-BHU	35.679
20	Green Power Development Project (ADF) 2463 - BHU	14.726
B	Government of Austria	248.315

Sl. No.	LENDERS	(Nu. in Millions)
21	Basochhu Hydro Power Corporation - Upper Stage	73.445
22	Basochhu Hydro Power Corporation - Lower Stage	174.870
C	Danish International Development Agency (DANIDA)	107.931
23	Rural Telecommunication Network Project	107.931
D	Government of India	1,529.258
24	Kurichhu Hydro Power Corporation (KHPC)	186.667
25	Tala Hydro Power Project (THPP)	1,342.591
E	International Development Association (IDA)	147.972
26	Technical Assistance (TA) 1416-BHU	3.535
27	Forestry Development Project -I 1460-BHU	15.382
28	Bhutan Calcium Carbide Limited (BCCL) 1596-BHU	15.640
29	Primary Education Project (PEP) 1899-BT	11.616
30	Second Forestry Development Project -II 1900-BHU	2.256
31	Third Forestry Development Project -III 2533-BHU	10.914
32	Second Education Project (SEP) 3044-BHU	18.113
33	Education Development project 3820-BT	41.796
34	Rural Access Project (RAP) 3309-BHU	14.811
35	Urban Development Project 3310-BHU	13.908
F	International Fund for Agricultural Development (IFAD)	47.698
36	Small Farms Development 050-BT	8.831
37	Trashigang-Mongar Area Development Project 178-BHU	6.002
38	Punakha-Wangdue Valley Development Project 223-BHU	4.539
39	First Eastern Zone Agriculture Project (FEZAP) 299-BHU	6.489
40	Second Eastern Zone Agriculture Project (SEZAP) 512-BT	21.837
	GRAND TOTAL (INTERNAL+EXTERNAL)	2,576.855

The statement of repayment of principal loans categorized based on the usage of loan by RGoB and Corporation is presented in Table 19.

TABLE 19: STATEMENT OF PRINCIPAL LOAN REPAYMENT DURING THE FISCAL YEAR 2013-2014: BY CORPORATIONS & RGoB			
SECTOR	LENDERS	PROJECTS	(Nu. in Millions)
Corpn.	NPPF/BHTF	First New Aircraft for Druk Air Corporation	175.302
		NPPF/BHTF Total for Corporation	175.302
Corpn.	ADB	Bhutan Development Finance Corporation (BDFC) 0934-BHU	6.060
Corpn.	ADB	Rural Electrification - I 1375-BHU	9.834
Corpn.	ADB	Financial Sector Development 1565-BHU	4.858
Corpn.	ADB	Development Finance Loan 1566-BHU	5.014
Corpn.	ADB	Sustainable rural Electrification (RE-II) 1712-BHU	27.644
Corpn.	ADB	Rural Electrification & Network Expansion (RE III) 2009-BHU	27.111
Corpn.	ADB	Green Power Development Project (ADF) 2463 - BHU	14.726
		ADB Total for Corporation	95.247
Corpn.	Austria	Basochhu Hydro Power Corporation - Upper Stage	73.445
Corpn.	Austria	Basochhu Hydro Power Corporation - Lower Stage	174.870
		Austria Total for Corporation	248.315
Corpn.	Danida	Rural Telecommunication Network Project	107.931
		Danida Total for Corporation	107.931
Corpn.	GOI	Kurichhu Hydro Power Corporation (KHPC)	186.667
Corpn.	GOI	Tala Hydro Power Project (THPP)	1,342.591
		GOI Total for Corporation	1,529.258
Corpn.	IDA	Bhutan Calcium Carbide Limited (BCCL) 1596-BHU	15.640
		IDA Total for Corporation	15.640
		Total for Corporation Loan	2,171.694
RGoB	ADB	Multi Project - I 0637-BHU	12.274
RGoB	ADB	Multi Project -II 0722 BHU	28.255
RGoB	ADB	Chirang Hill Irrigation 0740-BHU	2.685
RGoB	ADB	Road Mechanisation 0790-BHU	14.729

SECTOR	LENDERS	PROJECTS	(Nu. in Millions)
RGoB	ADB	East West Highway 1265-BHU	9.677
RGoB	ADB	Highland Livestock Development Project (HDLP) 0808-BHU	13.237
RGoB	ADB	Industrial Estate 0900-BHU	1.862
RGoB	ADB	Technical & Vocational Education Training 1035-BHU	11.368
RGoB	ADB	Urban Infrastructure Improvement 1625-BHU	8.095
RGoB	ADB	Health Care Reform 1762-BHU	38.591
RGoB	ADB	Road Improvement 1763-BHU	28.956
RGoB	ADB	Basic Skill Development 1830-BHU	19.724
RGoB	ADB	Road Network Project 2187-BHU	35.679
	ADB Total for RGoB		225.131
RGoB	IDA	Technical Assistance (TA) 1416-BHU	3.535
RGoB	IDA	Forestry Development Project -I 1460-BHU	15.382
RGoB	IDA	Primary Education Project (PEP) 1899-BT	11.616
RGoB	IDA	Second Forestry Development Project -II 1900-BHU	2.256
RGoB	IDA	Third Forestry Development Project -III 2533-BHU	10.914
RGoB	IDA	Second Education Project (SEP) 3044-BHU	18.113
RGoB	IDA	Education Development project 3820-BT	41.796
RGoB	IDA	Rural Access Project (RAP) 3309-BHU	14.811
RGoB	IDA	Urban Development Project 3310-BHU	13.908
	IDA Total for RGoB		132.332
RGoB	IFAD	Small Farms Development 050-BT	8.831
RGoB	IFAD	Trashigang-Mongar Area Development Project 178-BHU	6.002
RGoB	IFAD	Punakha-Wangdue Valley Development Project 223-BHU	4.539
RGoB	IFAD	First Eastern Zone Agriculture Project (FEZAP) 299-BHU	6.489
RGoB	IFAD	Second Eastern Zone Agriculture Project (SEZAP) 512-BT	21.837
	IFAD Total for RGoB		47.698
	Total for RGoB Loan		405.161
	GRAND TOTAL		2,576.855

Source: Department of Public Accounts

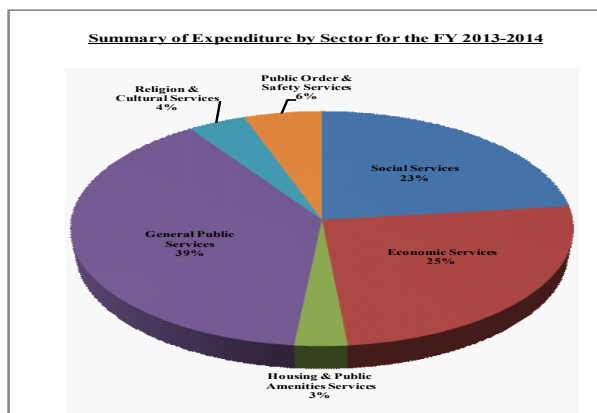
6.1.7 SECTOR - WISE EXPENDITURE

The sector-wise expenditure for the FY 2013-14 as presented in Table 20 reflects the priorities of the RGoB in terms of expenditures to each sector in the economy.

Sectors	Expenditure					% of Total
	Current	Capital	Lending	Repayment	Total	
Social Services	6,085.223	2,635.160	-	-	8,720.383	23.1%
Health Services	2,049.465	924.672	-	-	2,974.137	7.9%
Education Services	4,035.758	1,710.488	-	-	5,746.246	15.2%
Economic Services	2,882.380	6,701.375	-	-	9,583.755	25.4%
RNR Services	1,857.977	2,216.113	-	-	4,074.090	10.8%
Mining, Manufgt & Industries Services	158.401	62.712	-	-	221.114	0.6%
Transport & Communication Services	521.456	3,611.172	-	-	4,132.628	10.9%
Energy Services	70.427	387.544	-	-	457.971	1.2%
Other Economic Services	274.119	423.834	-	-	697.953	1.8%
Housing & Public Amenities Services	333.402	861.969	-	-	1,195.370	3.2%
General Public Services	6,481.871	5,072.188	570.661	2,576.855	14,701.576	38.9%
General Public Services	3,226.034	1,531.739	-	-	4,757.773	12.6%
Public Debt Services	3,255.837	3,540.449	570.661	2,576.855	9,943.803	26.3%
Religion & Cultural Services	628.990	888.034	-	-	1,517.024	4.0%
Public Order & Safety Services	1,529.285	510.025	-	-	2,039.310	5.4%
Total	17,941.151	16,668.752	570.661	2,576.855	37,757.418	100.0%

Source: Department of Public Accounts and Budgetary Bodies

The above statement is reproduced below in the form of pie chart.



A summary of revised budget estimates compared with the actual expenditure for the fiscal year in respect of Ministries, autonomous and constitutional bodies, Dzongkhags and Gewogs is presented in Table 21.

SL. NO	ADMINISTRATIVE UNIT	TOTAL BUDGET	TOTAL EXPENDITURE	TOTAL VARIANCE	% VARIANCE
1	Autonomous	4,577.604	3,991.106	(586.498)	-12.8%
2	Constitutional Bodies	546.871	483.365	(63.506)	-11.6%
3	Dzongkhangs	8,102.333	7,648.345	(453.988)	-5.6%
4	Gewogs	1,461.841	1,415.833	(46.008)	-3.1%
5	Ministries	26,674.258	24,218.779	(2,455.479)	-9.2%
TOTAL		41,362.907	37,757.428	(3,605.479)	-8.7%

Note: Expenditure figures are exclusive of Advances & Suspense

Source: DNB, DPA & Budgetary Bodies

The total expenditures of Nu. 37,757.428 has resulted in a variation of Nu. 3,605.479 million corresponding to 8.7 percent against the total revised budget of Nu. 41,362.907 million during the fiscal year.

A comparison of revised budget and actual expenditure by administrative units and summary of expenditure by object code is presented in Schedule 1 and 2 respectively.

7. GOVERNMENT DEBT POSITION

The total government debt outstanding as on 30th June 2014 is Nu. 108,370.354 million. The summary statement of outstanding debt is presented in Table 22.

7.1. DOMESTIC DEBT

As on 30th June, 2014, the outstanding domestic debt of the Government was Nu. 2,913.441 million on account of Overdraft with BoBL and Government equity participation in the purchase of new aircraft for Druk Air Corporation Limited. This is about 2.6 percent of GDP.

7.2. EXTERNAL DEBT

The total external debt outstanding as on 30th June 2014 stood at Nu. 105,456.913 million, equivalent to USD 1,752.504 million. This is about 95.7 percent of GDP. The external debt in convertible currency (other than Gol) is about USD 624.624 million, equivalent to Nu. 37,586.758 million.

The outstanding Government of India Rupee loan stood at Rs. 67,870.155 million as on 30th June 2014. This is about 62.6 percent of the Government's total outstanding debt. The detail of the Gol Rupee loans is as follows:

(i) Kurichhu Hydropower Corporation	Rs. 373.333 million
(ii) Tala Hydropower Project Authority	Rs. 6,041.660 million
(iii) Punatshangchhu Hydropower Project-I	Rs. 25,738.067 million
(iv) Punatshangchhu Hydropower Project-II	Rs. 14,029.000 million
(v) Mangdechu Hydroelectric Project	Rs. 10,413.840 million
(vi) Standby Credit Facility I	Rs. 3,000.000 million
vii) Standby Credit Facility II	Rs. 3,000.000 million
(viii) Standby Credit Facility III	Rs. 4,000.000 million
(ix) Dungsum Cement Project Loan	Rs. 1,274.254 million
Total	<u>Rs. 67,870.155 million</u>

A detailed project wise statement of outstanding debt as on 30th June 2014 is presented in Table 23

Table 22: SUMMARY STATEMENT OF OUTSTANDING DEBT OF THE GOVERNMENT FOR THE PERIOD ENDED JUNE 30, 2014

Sl. No.	LENDER AND PROJECTS	(Amounts in Agreement Currencies in Millions)										Closing Balances as on 30/06/14	Closing Balances in USD	
		W I T H D R A W A L S												
		Loan Committed		Opening balances as on 01/07/13	Principal (Disbursement)	Interest & Charges accrued during the year		Fees & Charges	Total Liability incurred during the year	REPAYMENTS DURING THE YEAR				
		Curr.	Amount			Interest	Charges			Principal	Interest & S/Charges			Total
A	INTERNAL	Nu.	1,753.023	6,342.721	9,136.483	153.278	-	9,289.760	12,565.763	153.278	12,719.041	2,913.441	48,416	
i	RMA/BoB/BNB/DPNB / TBank	Nu.	-	5,816.814	9,136.483	124.353	-	9,260.835	12,390.461	124.353	12,514.814	2,562.836	42,590	
ii	National Pension and Provident Fund	Nu.	1,063.023	318.907	-	17.540	-	17.540	106.302	17.540	123.842	212.605	3,533	
iii	Bhutan Health Trust Fund	Nu.	690.000	207.000	-	11.385	-	11.385	69.000	11.385	80.385	138.000	2,293	
B	EXTERNAL: India	Rs.	1,70,182.877	60,826.650	14,271.267	2,208.771	-	16,480.038	7,227.762	2,208.771	9,436.533	67,870.155	1,127,880	
C	EXTERNAL: Other than India	Nu.	35,274.189	35,274.189	3,177.888	472.890	38.392	3,689.171	865.319	509.185	1,374.504	37,586.758	624.624	
i	International Dev. Association (IDA)	XDR	146.037	114.522	4.909	1.172	-	6.081	1.576	1.172	2.748	117.855	181.944	
ii	Asian Development Bank (ADB)	XDR	183.145	114.793	23.755	1.687	-	25.442	3.341	1.687	5.028	135.207	208.732	
iii	Asian Development Bank (ADB)	USD	51.000	50.280	0.720	0.213	0.001	0.933	0.244	0.214	0.457	50.756	50.756	
iv	International Fund for Agriculture Dev. (IFAD)	XDR	32.606	23.899	1.128	0.197	-	1.325	0.500	0.197	0.697	24.528	37.866	
v	Government of Austria (GoA)	Euro	95.428	72.335	2.524	2.133	0.460	5.117	2.940	2.593	5.533	71.918	97.907	
vi	Government of Denmark (GoD)	Euro	13.008	4.553	-	-	-	-	1.301	-	1.301	3.252	4.427	
vii	Japan International Cooperation Agency (JICA)	JPY	5,763.000	4,089.364	269.926	2.440	1.095	273.461	-	-	-	4,359.291	42.992	
	Grand Total	Nu.		102,443.560	26,595.638	2,834.939	38.392	29,458.969	20,658.844	2,871.233	23,530.078	108,370.354	1,800,920	
	Note: Exchange rates used for conversion:	USD	XDR	EURO	JPY('000)									
	Nu.	60.1750	92.8980	81.9200	593.4500									
	GDP (Source: NSB)	Nu.	110,201.219											

Source: DPA

Table 23: Statement of Outstanding Loans – Detailed

Statement of Outstanding Loans – Detailed														
(Amounts in Agreement Currencies in Millions)														
Sl. No.	LENDERS AND PROJECTS	Loan No.	Loan Committed		Opening balances as on 01/07/13	W I T H D R A W A L S			REPAYMENTS DURING THE YEAR			Closing Balances as on 30/06/14	Closing Balances in USD	
			Curr.	Amount		Principal (Disbursement)	Interest accrued during the year	Fees/charges	Total Liability incurred during the year	Principal	Interest & Charges			Total
A	INTERNAL			1,753.023	6,342.721	9,136.483	153.278	-	9,289.760	12,565.763	153.278	12,719.041	2,913.441	48.416
I	RMA/BoB/BNB/BDB/DPNB/TBank			-	5,816.814	9,136.483	124.353	-	9,260.835	12,390.461	124.353	12,514.814	2,562.836	42.590
1	WMA/Overdraft			-	5,816.814	-	60.835	-	60.835	3,253.978	60.835	3,314.814	2,562.836	42.590
2	Treasury Bills (T-Bills)			-	-	9,136.483	63.517	-	9,200.000	9,136.483	63.517	9,200.000	-	-
II	NPPF			1,063.023	318.907	-	17.540	-	17.540	106.302	17.540	123.842	212.605	3.533
1	Long-term loan for RGoB Equity in Drukair			1,063.023	318.907	-	17.540	-	17.540	106.302	17.540	123.842	212.605	3.533
III	BHTF			690.000	207.000	-	11.385	-	11.385	69.000	11.385	80.385	138.000	2.293
1	Long-term loan for RGoB Equity in Drukair			690.000	207.000	-	11.385	-	11.385	69.000	11.385	80.385	138.000	2.293
B	EXTERNAL: India		Rs.	170,182.877	60,826.650	14,271.267	2,208.771	-	16,480.038	7,227.762	2,208.771	9,436.533	67,870.155	1,127.880
1	Kurichu Hydro Power Corporation			2,240.000	560.000	-	201.694	-	201.694	186.667	201.694	388.361	373.333	6.204
2	Tala Hydro Power Project Authority			16,503.418	7,384.252	-	1,243.714	-	1,243.714	1,342.591	1,243.714	2,586.305	6,041.660	100.402
3	Punatsangchhu Hydroelectric Project - I			56,316.000	21,081.500	4,656.567	-	-	4,656.567	-	-	-	25,738.067	427.720
4	Punatsangchhu Hydroelectric Project - II			49,184.513	9,353.400	4,675.600	-	-	4,675.600	-	-	-	14,029.000	233.137
5	Mangdechhu Hydroelectric Project			28,529.046	5,474.740	4,939.100	-	-	4,939.100	-	-	-	10,413.840	173.059
6	Standby Credit Facility I			3,000.000	3,000.000	-	149.178	-	149.178	-	149.178	149.178	3,000.000	49.855
7	Standby Credit Facility II			3,000.000	3,000.000	-	161.644	-	161.644	-	161.644	161.644	3,000.000	49.855
8	Standby Credit Facility III			4,000.000	4,000.000	-	186.438	-	186.438	-	186.438	186.438	4,000.000	66.473
9	Swap arrangement with RBI			5,409.900	5,409.900	-	71.589	-	71.589	5,409.900	71.589	5,481.489	-	-
10	Dungsam Cement Loan			2,000.000	1,562.858	-	194.514	-	194.514	288.604	194.514	483.118	1,274.254	21.176
C	EXTERNAL: Other than India		Nu.		35,274.189	3,177.888	472.890	38.392	3,689.171	865.319	509.185	1,374.504	37,586.758	624.624
I	ADB (ADF)		XDR	183.145	114.793	23.755	1.687	-	25.442	3.341	1.687	5.028	135.207	208.732

(Amounts in Agreement Currencies in Millions)													
Sl. No.	LENDERS AND PROJECTS	Loan No.	Loan Committed	Opening balances as on 01/07/13	W I T H D R A W A L S			REPAYMENTS DURING THE YEAR			Closing Balances as on 30/06/14	Closing Balances in USD	
					Principal (Disbursement)	Interest accrued during the year	Total Liability incurred during the year	Principal	Interest & Charges	Total			
					Interest	Fees/charges							
1	Multi-Project - I	637-BHU	3.674	1.470	-	0.014	-	0.014	0.147	0.014	0.161	1.323	2.042
2	Multi-Project - II	722-BHU	7.428	3.418	-	0.032	-	0.032	0.297	0.032	0.329	3.121	4.818
3	Chirang Hill Irrigation Project	740-BHU	0.848	0.406	-	0.004	-	0.004	0.034	0.004	0.038	0.372	0.574
4	Road Mechanisation Project	790-BHU	3.718	1.932	-	0.016	-	0.016	0.149	0.016	0.165	1.784	2.753
5	Highland Livestock Development Project	808-BHU	3.526	1.904	-	0.019	-	0.019	0.141	0.019	0.160	1.763	2.721
6	Industrial Estates Project	900-BHU	0.550	0.330	-	0.003	-	0.003	0.022	0.003	0.025	0.308	0.476
7	Bhutan Development Finance Corporation	934-BHU	1.621	1.006	-	0.012	-	0.012	0.065	0.012	0.076	0.941	1.453
8	Technical, Vocational & Educational Training	1035-BHU	3.295	2.307	-	0.022	-	0.022	0.132	0.022	0.153	2.175	3.358
9	East- West Highway Project	1265-BHU	3.666	2.969	-	0.028	-	0.028	0.110	0.028	0.138	2.859	4.413
10	Rural Electrification Project (RE I)	1375-BHU	4.771	4.056	-	0.045	-	0.045	0.095	0.045	0.140	3.960	6.114
11	Financial Sector Development Program	1565-BHU	2.939	2.616	-	0.026	-	0.026	0.059	0.026	0.085	2.557	3.947
12	Development Finance Loan	1566-BHU	2.932	2.610	-	0.026	-	0.026	0.059	0.026	0.085	2.551	3.939
13	Urban Infrastructure Improvement Project	1625-BHU	4.244	3.820	-	0.038	-	0.038	0.085	0.038	0.123	3.735	5.767
14	Sustainable Rural Electrification Project(RE-II)	1712-BHU	7.063	5.444	-	0.077	-	0.077	0.294	0.077	0.372	5.150	7.950
15	Health Care Reform Program	1762-BHU	7.614	5.473	-	0.080	-	0.080	0.476	0.080	0.556	4.997	7.714
16	Road Improvement Project	1763-BHU	7.263	5.901	-	0.084	-	0.084	0.303	0.084	0.387	5.599	8.643
17	Basic Skill Development Project	1830-BHU	4.990	4.159	-	0.062	-	0.062	0.208	0.062	0.270	3.951	6.099
18	Rural Electrification & Network Expansion Project (RE-III)	2009-BHU	6.584	6.173	-	0.092	-	0.092	0.274	0.092	0.366	5.898	9.106
19	Road Network Project	2187-BHU	18.803	18.803	-	0.181	-	0.181	0.392	0.181	0.572	18.411	28.423
20	Urban Infrastructure Development Project	2258-BHU	16.597	11.219	3.066	0.119	-	3.185	-	0.119	0.119	14.285	22.052
21	Financial Sector Development Program	2279-BHU	7.472	7.472	-	0.074	-	0.074	-	0.074	0.074	7.472	11.535
22	Financial Sector Development Project	2280-BHU	0.886	0.886	-	0.009	-	0.009	-	0.009	0.009	0.886	1.368

(Amounts in Agreement Currencies in Millions)													
Sl. No.	LENDERS AND PROJECTS	Loan No.	Loan Committed	Opening balances as on 01/07/13	W I T H D R A W A L S			REPAYMENTS DURING THE YEAR			Closing Balances as on 30/06/14	Closing Balances in USD	
					Principal (Disbursement)	Interest & Charges accrued during the year		Total Liability incurred during the year	Principal	Interest & Charges			Total
					Interest	Fees/charges							
23	Green Power Dev. Project - (ADF)	2464-BHU	18.832	18.365	0.467	0.579	-	1.046	-	0.579	0.579	18.832	29,073
24	SASEC Trade Facilitation Program	2955-BHU(SF)	5.412	2.057	-	0.023	-	0.023	-	0.023	0.023	2.057	3,176
25	Urban Infrastructure Project	2816-BHU(SF)	12.727	-	1.386	0.006	-	1.392	-	0.006	0.006	1.386	2,139
26	Green Power Dev. Project -Additional Financing	3034-BHU(SF)	25.689	-	18.836	0.015	-	18.850	-	0.015	0.015	18.836	29,079
	ADB (OCR)		51,000	50,280	0.720	0.001	-	0.933	0.244	0.214	0.457	50,756	50,756
27	Green Power Dev. Project - (OCR)	2463-BHU	51.000	50.280	0.720	0.213	0.001	0.933	0.244	0.214	0.457	50.756	50,756
II	Government of Austria (GoA)		95,428	72,335	2,524	2,133	0,460	5,117	2,940	2,593	5,533	71,918	97,907
1	Basochhu Hydro Power Project - Upper Stage		17.151	11.152	-	-	-	-	0.857	-	0.857	10,295	14,015
2	Basochhu Hydro Power Project - Lower Stage		31.245	23.955	-	0.213	0.447	0.660	2.083	0.660	2.743	21,872	29,775
3	Dagachhu Hydro Power Project (RZB)		41.232	35.864	-	1.920	0.013	1.933	-	1.933	1.933	35,864	48,824
4	The Financing of Rural Electrification		5.800	1.364	2.524	-	-	2.524	-	-	-	3,888	5,293
III	Government of Denmark (GoD)		13,008	4,553	-	-	-	-	1,301	-	1,301	3,252	4,427
1	Rural Telecom Network Project		13.008	4.553	-	-	-	-	1.301	-	1.301	3,252	4,427
IV	JICA		5,763,000	4,089,364	269,926	2,440	1,095	273,461	-	-	-	4,359,291	42,992
1	Rural Electrification Project, Phase 1	BT-P1	3,576,000	3,072,098	139,850	0.312	-	140,162	-	-	-	3,211,948	31,676
2	Rural Electrification Project, Phase 2	BT-P2	2,187,000	1,017,267	130,076	2.128	1.095	133,299	-	-	-	1,147,343	11,315
V	IDA		146,037	114,522	4,909	1,172	-	6,081	1,576	1,172	2,748	117,855	181,944
1	Technical Assistance	1416-BHU	2,531	1,557	-	0.011	-	0.011	0.076	0.011	0.087	1,481	2,286
2	Forestry I	1460-BHU	4,154	2,617	-	0.019	-	0.019	0.125	0.019	0.143	2,493	3,848
3	Bhutan Calcium & Carbide Limited	1596-BHU	5,570	3,676	-	0.029	-	0.029	0.167	0.029	0.196	3,509	5,417
4	Forestry II	1900-BHU	0,602	0,361	-	0.003	-	0.003	0.024	0.003	0.027	0,337	0,520
5	Primary Education Project	1899-BHU	3,100	1,860	-	0.013	-	0.013	0.124	0.013	0.137	1,736	2,680

(Amounts in Agreement Currencies in Millions)													
Sl. No.	LENDERS AND PROJECTS	Loan No.	Loan Committed	Opening balances as on 01/07/13	W I T H D R A W A L S			REPAYMENTS DURING THE YEAR			Closing Balances as on 30/06/14	Closing Balances in USD	
					Principal (Disbursement)	Interest accrued during the year	Fees/charges	Total Liability incurred during the year	Principal	Interest & Charges			Total
6	Forestry III	2533-BHU	3.879	3.142	-	0.023	-	0.023	0.116	0.023	0.139	3.026	4.671
7	Second Education Project	3044-BHU	9.847	8.862	-	0.068	-	0.068	0.197	0.068	0.265	8.665	13.377
8	Urban Development Project	3310-BHU	7.443	6.922	-	0.053	-	0.053	0.149	0.053	0.202	6.773	10.457
9	Rural Access Project	3309-BHU	7.926	7.371	-	0.057	-	0.057	0.159	0.057	0.215	7.213	11.135
10	Education Development Project	3820-BHU	22.000	22.000	-	0.166	-	0.166	0.440	0.166	0.606	21.560	33.284
11	Decentralised Rural Development Project	4040-BHU	4.600	4.600	-	0.035	-	0.035	-	0.035	0.035	4.600	7.101
12	Development Policy Financing for Institutional Strengthening	4562-BT	7.535	7.535	-	0.056	-	0.056	-	0.056	0.056	7.535	11.633
13	Second Urban Development Project (Urban Dev. II)	IDA-47440	7.750	3.275	0.640	0.026	-	0.666	-	0.026	0.026	3.915	6.045
14	First Development Policy Credit	48350-BT	16.500	16.500	-	0.123	-	0.123	-	0.123	0.123	16.500	25.473
15	Strengthening Regional Cooperation for Wildlife Project in Asia Project	4983-BT	1.400	0.139	0.569	0.002	-	0.572	-	0.002	0.002	0.708	1.093
16	Second Development Policy Credit	5163-BT	23.900	23.900	-	0.479	-	0.479	-	0.479	0.479	23.900	36.897
17	Remote Rural Communities Development Project	5164-BT	6.000	0.204	3.700	0.010	-	3.710	-	0.010	0.010	3.904	6.026
18	Additional Financing for UDP II	5431-BT	11.300	-	-	-	-	-	-	-	-	-	-
VI	IFAD		XDR 32.606	23.899	1.128	0.197	-	1.325	0.500	0.197	0.697	24.528	37.866
1	Small Farm Development & Irrigation Rehabilitation Project	50-BHU	3.782	1.646	-	0.016	-	0.016	0.094	0.016	0.110	1.552	2.395
2	Tashigang - Monggar Area Development Project	178-BHU	2.557	1.438	-	0.014	-	0.014	0.064	0.014	0.078	1.374	2.121
3	Punakha-Wangdue Valley Development Project	223-BHU	1.953	1.220	-	0.012	-	0.012	0.049	0.012	0.061	1.172	1.809
4	First Eastern Zone Agriculture Project	299-BHU	2.793	2.025	-	0.020	-	0.020	0.070	0.020	0.090	1.955	3.018
5	Second Eastern Zone Agriculture Project	512-BHU	6.696	5.915	-	0.045	-	0.045	0.223	0.045	0.268	5.692	8.787

8. GOVERNMENT EQUITY HOLDINGS

As on 30th June 2014, the total Government equity holding in various corporations was estimated at Nu. 48,032.399 million as presented in Table 24. This includes Government share holdings in DHI owned and linked companies.

9. GOVERNMENT GUARANTEES

The total Government Guarantees issued was estimated at Nu. 974.733 million as on June 30, 2014. The Guarantees consists of Druk Air Corporation's Bonds issued for the purchase of aircrafts, Rural Credit including SME and Credit Expansion loans to Bhutan Development Bank Limited/BDFC, import of furnance to BFAL and working capital to Dharma Industries, Social 3 and People's Project. The statement of Government Guarantees as on June 30, 2014 is presented in Table

Table 24: STATEMENT OF GOVERNMENT EQUITY PORTFOLIO FOR THE YEAR ENDED 30TH JUNE 2014

A	Direct Shareholdings	Shareholding as on 30/06/2013				Investment		Divestment/Transfer		Shareholding as on 30/06/2014		
		No. of shares	Value (Nu)	% Holding	Face value	No. of shares	Amount (Nu)	No. of share	Amount (Nu)	No. of shares	Value (Nu)	% Holding
I	Manufacturing		47,556								47,576	
1	Army Welfare Project	25,000	25,000	100%	1,000					25,000	25,000	100%
2	Bhutan Agro Industries Limited	290,636	29,064	100%	100					290,636	29,064	100%
3	Construction Development Corp. ¹	4,013,830	401,383	100%	100	20,000				4,213,830	421,383	100%
4	National Housing Development Corp	2,648,092	2,648,092	100%	1,000					2,648,092	2,648,092	100%
5	Wood Craft Centre Limited		98,815	100%	100						98,815	100%
6	Kuensel Corporation	255,000	25,500	51%	100					255,000	25,500	51%
7	Druk Holding & Investments Ltd	443,281,142	44,328,114	100%	100					443,281,142	44,328,114	100%
II	Trading		15,000								15,000	
8	Food Corporation of Bhutan	15,000	15,000	100%	1,000					15,000	15,000	100%
III	Services		154,430								154,430	
9	Bhutan Postal Corporation	235,952	23,595	100%	100					235,952	23,595	100%
10	Bhutan Broadcasting Service Limited	1,308,351	130,835	100%	100					1,308,351	130,835	100%
IV	Financial Institutions		287,000								287,000	
11	Bhutan Development Bank	287,000	287,000	143.5%	1,000					287,000	287,000	95.67%
	TOTAL		48,012,399								48,032,399	

B. Shareholdings through DHI

Sl. No	Corporations	Shareholding as on 30/06/2013				Investment		Divestment/Transfer		Shareholding as on 30/06/2014		
		No. of shares	Value (Nu)	% Holding	Face value	No. of shares	Amount (Nu)	No. of share	Amount (Nu)	No. of shares	Value (Nu)	% Holding
I	Manufacturing		36,020,963								36,144,001	
1	Penden Cement Authority Limited	1,521,074	152,107	44.74%	100					1,521,074	152,107	44.74%
2	Bhutan Board Products Limited	668,334	66,833	47.74%	100					668,334	66,833	47.74%
3	Bhutan Ferro Alloys Limited	385,946	38,595	25.73%	100					385,946	38,595	25.73%
4	Natural Resource Development Corp.	300,000	30,000	100%	100					300,000	30,000	100%
5	Dungsam Cement Corporation	49,739,479	4,973,948	100%	100	100,000				50,739,479	5,073,948	100%
6	Dungsam Polymers	421,890	42,189	100%	100					421,890	42,189	51%
7	DHI Infra	2,000,000	200,000	100%	100					2,000,000	200,000	100%
8	DHI Hospitality Ltd									170,376	17,038	100%
9	Druk Green Power Corporation	30,508,291	30,508,291	100%	1000					30,508,291	30,508,291	100%
10	Koufuku International Pvt. Ltd	90,000	9,000	30%	100	60,000	6			150,000	15,000	30%
II	Trading		45,900								91,761	
11	State trading Corporation of Bhutan ⁴	459,000	45,900	51%	100	458,605	45,86			917,605	91,761	51.00%

10. CONSOLIDATED FUND ACCOUNT

Fiscal Year 2013-2014 started with the Government Consolidated Fund Account balance of negative Nu. 5,816.814 million and ended with negative Nu. 2,562.836 million. Reconciliation of Consolidated Fund Account for the FY 2013-14 is presented in Table 26.

SL. NO.	PARTICULARS	NU. IN MILLION
1	Opening Balance as on July 1, 2013	(5,816.814)
2	RECEIPTS DURING THE YEAR	52,748.558
	Budget Fund Account (DPA)	27,600.978
	Revenue Account (DRC&BOB)	23,659.907
	Non Revenue Account (BOB)	1,487.673
3	LESS: PAYMENTS DURING THE YEAR	49,494.473
	Budget Fund Account (DPA)	171.622
	Withdrawals from LC A/c (BOB)	48,907.554
	Withdrawals from Revenue A/c (DRC&BOB)	415.297
4	Closing Balance as on 30 June 2014 (DPA)	(2,562.729)
5	RECONCILIATION:	
	Closing Balance as on 30 June 2014 (BoB/RMA)	(1,385.921)
	Add: Fund in Transit (Cr.) as on 30.06.2014 - BoB	173.604
	Less: Fund in Transit (Dr.) as on 30.06.2014 - BoB	1,350.519
6	Closing Balance as on 30 June 2014 (BoB/RMA)	(2,562.836)
7	Add:	1.581
	a) Credits (Deposits) as per DPA but not in BoB	1.581
	b) Debits (Payments) as per BoB but not in DPA	-
8	Less:	1.474
	a) Credit (Deposits) as per BoB but not in DPA	1.474
	b) Debits (Payments) as per DPA but not in BoB	-
9	Closing Bank Balance as on 30 June 2014 (DPA)	(2,562.729)

Source: DPA, BoB and DRC

11. GOVERNMENT BUDGET FUND ACCOUNT

Reconciliation of Government Budget Fund Account for FY 2013-14 is presented in Table 27.

Sl.No.	PARTICULARS	Nu. in million	REMARKS
1	Closing Balance as per Bank Statement as of 30.06.2014	27,429.249	
2	Add:	1.581	
a	Credits as per Cash Book but not in BoB	1.581	Annexure - 1
b	Debits as per BOB but not in Cash Book	-	
3	Less:	1.474	
a	Credits as per BoB but not in Cash Book	1.474	Annexure - 2
b	Debits as per Cash Book but not in BoB	-	
4	Closing Balance as per Cash Book as of 30.06.2014	27,429.356	

Source: Department of Public Accounts & BoBL

11.1. RECONCILIATION DETAILS

Annexure - 1 : CREDITS AS PER CASH BOOK BUT NOT IN BANK

Sl.No.	PARTICULARS	Nu.in million
A	Deposits of FY 2013-2014 credited by BOB in FY 2014-2015	-
i	UNDP fund for Sustainable Land Management and Water source Protection Project, Mongar Dzongkhang	0.152
ii	UNDP Fund for Sustainable Management of Farmland and Improvement through oil seed production and sale, Bidung, Trashigang	1.402
iii	Refund of excess tuition fees wrongly debited from the PLC.	0.027
	Total of A	1.581

Source: DPA and BoB

Annexure - 2 : CREDITS AS PER BANK BUT NOT IN CASH BOOK

SL.No.	PARTICULARS	Nu.in million
A	Deposits of FY 2012-13 credited by BOB in FY 2013-14	-
i	Repayment of ADB phase loan 934	0.929
ii	Unspent fund surrender for FIC 2851 of LC 205.01/1014	0.193
iii	Refundable External Grant under FIC 2493 of NCS	0.352
	Total of A	1.474

Source: DPA and BoB

12. REFUNDABLE DEPOSIT, REVOLVING AND TRUST FUNDS

As required by FRR-2001, the statement of Refundable Deposits Account, Revolving Funds and Trust Funds as on 30th June 2014 is presented in Table 28.

Table 28: STATEMENT OF OPERATION OF REFUNDABLE DEPOSIT ACCOUNTS, REVOLVING FUNDS AND TRUST FUNDS FOR THE FY-2013-14

SL NO	ACCOUNT NAME	Opening Balance as of 1/7/2013	Receipt during the FY	Payments during the FY	Balance as of 30/06/2014 (Nu. in millions)	Currency
1	Refundable Deposits Account	586.796	1,268.732	1,138.000	717.528	Nu.
2	Bhutan Health Trust Fund	881.977	75.737	0	881.977	Nu.
3	Bhutan Trust Fund for Environment Conservation	42.066	5.437	1.680	45.823	USD
4	Cultural Trust Fund	48.699	3.407	0	52.106	Nu.
5	Bhutan Information Communication and Media Authority	166.018	53.69	26.398	193.31	Nu.
6	Revolving fund	43.881	35.718	46.869	32.729	Nu.

Source: Bank of Bhutan, Bhutan National Bank and Spending Agencies

13. CURRENT DEPOSITS ACCOUNT

There are 333 Current Deposits Accounts as on 30th June 2014 operated by the various agencies. Of the total Current Deposits Accounts, 205 is operated by Gewogs, 18 by Judiciary, 14 by Municipal Corporations and 81 by Others. The closing balance of the Current Deposit as on 30th June 2013 is presented in Table 29 and the details are appended in Schedule 12.

Table 29: SUMMARY OF CURRENT DEPOSIT ACCOUNT

Sl. No.	Agencies	No. of Accounts	Nu. in millions
1	Gewog	205	22.081
2	Judiciary	18	27.157
3	Municipal	15	233.970
4	Others	95	530.493
Total		333	813.701

Source: Department of Public Accounts, BoB & BNB & Spending agencies

Schedule 1: REVISED BUDGET AND ACTUAL EXPENDITURE COMPARISON FOR THE FY 2013-2014

AU CODE	AU NAME	REVISED BUDGET APPROPRIATIONS				ACTUAL ANNUAL EXPENDITURE				AMOUNT OF VARIATION			
		CURRENT	CAPITAL	LEN/REPAY	TOTAL	CURRENT	CAPITAL	LEN/REPAY	TOTAL	CURRENT	CAPITAL	LEN/REPAY	TOTAL
101.01	HIS MAJESTY'S SECRETARIAT	32,735	1,950		34,685	27,305	1,407		28,712	5,430	0.543	5,973	17.221
102.01	HIS MAJESTY'S SECRETARIAT (4TH KING)	22,995	0.170		23,165	17,447			17,447	5,548	0.170	5,718	24.684
103.01	NATIONAL ASSEMBLY OF BHUTAN	91,862	31,931		123,793	76,681	26,824		103,505	15,181	5.107	20,288	16.389
104.01	NATIONAL COUNCIL OF BHUTAN	64,808	19,190		83,998	61,542	19,071		80,613	3,266	0.119	3,385	4.030
105.01	COUNCIL FOR RELIGIOUS AFFAIRS	504,307	222,823		727,130	503,060	183,803		686,863	1,247	39,020	40,267	5.538
106.01	JUDICIARY	234,463	403,433		637,896	225,945	299,663		525,608	8,518	103,770	112,288	17.603
111.01	CABINET SECRETARIAT	42,216	9,694		51,910	33,240	8,720		41,960	8,976	0.974	9,950	19.168
112.01	OFFICE OF THE ATTORNEY GENERAL	22,198	34,795		56,993	20,540	23,729		46,269	1,658	9,066	10,724	18.816
113.01	BHUTAN OLYMPIC COMMITTEE	30,161	13,094		43,255	23,788	12,636		36,424	6,373	0.458	6,831	15.792
114.01	DZONGKHA DEVELOPMENT COMMISSION	15,424	6,805		22,229	14,574	5,165		19,739	0,850	1,640	2,490	11.202
115.01	NATIONAL LAND COMMISSION	201,921	140,782		342,703	198,878	130,498		329,376	3,043	10,284	13,327	3.889
116.01	CENTRE FOR BHUTAN STUDIES AND GNH RESEARCH	12,292	2,950		15,242	11,692	2,950		14,642	0,600		0,600	3.936
117.01	GROSS NATIONAL HAPPINESS COMMISSION	39,263	63,009		102,272	34,946	45,383		80,329	4,317	17,626	21,943	21.456
118.01	NATIONAL ENVIRONMENT COMMISSION	38,116	59,886		98,002	33,716	33,141		66,857	4,400	26,745	31,145	31.780
119.01	ROYAL INSTITUTE OF MANAGEMENT	48,537	95,403		143,940	40,114	77,013		117,127	8,423	18,390	26,813	18.628
120.01	ROYAL UNIVERSITY OF BHUTAN		128,431		128,431		104,764		104,764		23,667	23,667	18.428
121.01	NATIONAL STATISTICS BUREAU	28,335	19,926		48,261	22,734	16,946		39,680	5,601	2,980	8,581	17.780
122.01	BHUTAN NARCOTIC CONTROL AGENCY	14,687	2,539		17,226	12,764	1,660		14,424	1,923	0,879	2,802	16.266
123.01	BHUTAN INFORMATION COMMUNICATION MEDIA AUTHORITY	15,284	25,621		40,905	14,668	23,404		40,072	0,616	0,217	0,833	2.036
124.01	THROMDEYS	536,749	83,034		619,783	520,185	69,526		589,711	16,564	13,508	30,072	4.852
125.01	DRUG REGULATORY AUTHORITY	9,649	3,445		13,094	9,141	3,221		12,362	0,508	0,224	0,732	5.590
126.01	TOURISM COUNCIL OF BHUTAN	52,798	149,935		202,733	48,657	127,016		175,673	4,141	22,919	27,060	13.348
127.01	NATIONAL COMMISSION FOR WOMEN & CHILDREN	17,419	25,854		43,273	10,548	12,629		23,177	6,871	13,225	20,096	46.440
128.01	ROYAL EDUCATION COUNCIL	24,684	21,407		46,091	23,147	18,183		41,330	1,537	3,224	4,761	10.330
129.01	BHUTAN COUNCIL FOR SCHOOL EXAMINATION & ASSESSMENT	68,566	9,548		78,114	68,085	9,425		77,510	0,481	0,123	0,604	0.773
130.01	ROYAL PRIVY COUNCIL	14,499	5,230		19,729	9,464	1,336		10,800	5,035	3,894	8,929	45.258

AU CODE	AU NAME	REVISED BUDGET APPROPRIATIONS				ACTUAL ANNUAL EXPENDITURE				AMOUNT OF VARIATION				
		CURRENT	CAPITAL	LEN/REPAY	TOTAL	CURRENT	CAPITAL	LEN/REPAY	TOTAL	CURRENT	CAPITAL	LEN/REPAY	TOTAL	%VAR
131.01	BHUTAN STANDARD BUREAU	23,585	2,138		25,723	23,551	1,876		25,427	0,034	0,262		0,296	1.151
132.01	UNIVERSITY OF MEDICAL SCIENCES OF BHUTAN	574,937	204,294		779,231	560,194	73,721		633,915	14,743	130,573		145,316	18,649
133.01	ROYAL INSTITUTE OF LAW	4,709	3,088		7,797	3,732	3,058		6,790	0,977	0,030		1,007	12,915
TOTAL AUTONOMOUS		2,787,199	1,790,405		4,577,604	2,650,338	1,340,768		3,991,106	136,861	449,637		586,498	443,947
107.01	ROYAL CIVIL SERVICE COMMISSION	49,363	107,716		157,079	46,789	91,186		137,975	2,574	16,530		19,104	12,162
108.01	ANTI-CORRUPTION COMMISSION	37,877	83,840		121,717	34,584	69,253		103,837	3,293	14,587		17,880	14,690
109.01	ELECTION COMMISSION OF BHUTAN	91,721	29,224		120,945	90,702	16,095		106,797	1,019	13,129		14,148	11,698
110.01	ROYAL AUDIT AUTHORITY	111,556	35,574		147,130	102,157	32,599		134,756	9,399	2,975		12,374	8,410
TOTAL CONSTITUTIONAL BODIES		290,517	256,354		546,871	274,232	209,133		483,365	16,285	47,221		63,506	46,960
401.01	DZONGKHAG ADMINISTRATION, CHHUKHA	434,646	135,353		569,999	394,550	126,328		520,878	40,096	9,025		49,121	8,618
402.01	DZONGKHAG ADMINISTRATION, HAA	157,602	70,327		227,929	148,136	47,461		195,597	9,466	22,866		32,332	14,185
403.01	DZONGKHAG ADMINISTRATION, PARO	341,686	95,736		437,422	338,737	82,346		421,083	2,949	13,390		16,339	3,735
404.01	DZONGKHAG ADMINISTRATION, SAMTSE	433,659	204,769		638,428	430,400	149,377		579,777	3,259	55,392		58,651	9,187
405.01	DZONGKHAG ADMINISTRATION, TSIRANG	225,166	91,152		316,318	218,649	70,177		288,826	6,517	20,975		27,492	8,691
406.01	DZONGKHAG ADMINISTRATION, DAGANA	254,391	76,165		330,556	254,176	72,793		326,969	0,215	3,372		3,587	1,085
407.01	DZONGKHAG ADMINISTRATION, PUNAKHA	306,148	109,025		415,173	305,821	108,827		414,648	0,327	0,198		0,525	0,126
408.01	DZONGKHAG ADMINISTRATION, WANGDUE PHODRANG	308,444	75,851		384,295	298,325	73,968		372,293	10,119	1,883		12,002	3,123
409.01	DZONGKHAG ADMINISTRATION, BUMTHANG	191,544	92,363		283,907	191,356	92,352		283,708	0,188	0,011		0,199	0,070
410.01	DZONGKHAG ADMINISTRATION, SARPANG	271,211	111,788		382,999	263,451	88,386		351,837	7,760	23,402		31,162	8,136
411.01	DZONGKHAG ADMINISTRATION, ZHEMGANG	275,228	121,124		396,352	249,849	95,337		345,186	25,379	25,787		51,166	12,909
412.01	DZONGKHAG ADMINISTRATION, TONGSA	187,463	100,359		287,822	184,842	68,896		253,738	2,621	31,463		34,084	11,842
413.01	DZONGKHAG ADMINISTRATION, LHUENTSE	193,420	120,783		314,203	191,847	104,067		295,914	1,573	16,716		18,289	5,821
414.01	DZONGKHAG ADMINISTRATION, MONGAR	357,237	163,203		520,440	353,617	147,070		500,687	3,620	16,133		19,753	3,795
415.01	DZONGKHAG ADMINISTRATION, PEMA GAITHEL	268,030	394,947		662,977	267,957	364,086		632,043	0,073	30,861		30,934	4,666

AU CODE	AU NAME	REVISED BUDGET APPROPRIATIONS				ACTUAL ANNUAL EXPENDITURE				AMOUNT OF VARIATION				
		CURRENT	CAPITAL	LEN/REPAY	TOTAL	CURRENT	CAPITAL	LEN/REPAY	TOTAL	CURRENT	CAPITAL	LEN/REPAY	TOTAL	%VAR
416.01	DZONGKHAG ADMINISTRATION, SAMDRUP JONGKHAR	293.802	105.502		399.304	273.934	96.008		369.942	19.868	9.494		29.362	7.353
417.01	DZONGKHAG ADMINISTRATION, TASHIGANG	538.793	191.830		730.623	527.395	180.862		708.257	11.398	10.968		22.366	3.061
418.01	DZONGKHAG ADMINISTRATION, THIMPHU	189.820	122.337		312.157	181.728	121.130		302.858	8.092	1.207		9.299	2.979
419.01	DZONGKHAG ADMINISTRATION, GASA	79.716	31.589		111.305	79.077	29.420		108.497	0.639	2.169		2.808	2.523
420.01	DZONGKHAG ADMINISTRATION, TASHI YANGTSE	224.871	155.253		380.124	221.948	153.659		375.607	2.923	1.594		4.517	1.188
TOTAL DZONGKHAG		5,532.877	2,569.456		8,102.333	5,375.795	2,272.550		7,648.345	157.082	296.906		453.988	13.095
401.02	SAMPEHLING GEWOG, CHHUKHA	0.913	3.817		4.730	0.894	3.465		4.359	0.019			0.371	7.844
401.03	BONGO GEWOG, CHHUKHA	0.990	6.897		7.887	0.982	6.868		7.850	0.008	0.029		0.037	0.469
401.04	CHAPCHHA GEWOG, CHHUKHA	0.968	5.697		6.665	0.948	5.644		6.592	0.020	0.053		0.073	1.095
401.05	DUNGNA GEWOG, CHHUKHA	0.866	2.860		3.726	0.854	2.323		3.177	0.012	0.537		0.549	14.734
401.06	GELING GEWOG, CHHUKHA	0.842	6.217		7.059	0.823	5.580		6.403	0.019	0.637		0.656	9.293
401.07	DARLA GEWOG, CHHUKHA	0.989	8.150		9.139	0.916	7.700		8.616	0.073	0.450		0.523	5.723
401.08	GETANA GEWOG, CHHUKHA	0.928	7.515		8.443	0.853	7.182		8.035	0.075	0.333		0.408	4.832
401.09	BJACHHO GEWOG, CHHUKHA	0.926	5.212		6.138	0.908	5.168		6.076	0.018	0.044		0.062	1.010
401.10	LOKCHINA GEWOG, CHHUKHA	0.945	4.405		5.350	0.900	3.996		4.896	0.045	0.409		0.454	8.486
401.11	METAKHA GEWOG, CHHUKHA	0.927	6.231		7.158	0.918	6.220		7.138	0.009	0.011		0.020	0.279
401.12	PHUENTSHOLING GEWOG, CHHUKHA	0.754	3.689		4.443	0.752	3.650		4.402	0.002	0.039		0.041	0.923
402.02	BJI GEWOG, HAA	0.900	5.182		6.082	0.867	4.702		5.569	0.033	0.480		0.513	8.435
402.03	KATSHO GEWOG, HAA	0.904	3.572		4.476	0.885	3.402		4.287	0.019	0.170		0.189	4.223
402.04	SOMBEY GEWOG, HAA	0.874	4.400		5.274	0.863	2.647		3.510	0.011	1.753		1.764	33.447
402.05	SAMA GEWOG, HAA	0.919	8.241		9.160	0.904	8.040		8.944	0.015	0.201		0.216	2.358
402.06	IUSU GEWOG, HAA	0.903	5.523		6.426	0.852	4.353		5.205	0.051	1.170		1.221	19.001
402.07	GAKIDLING GEWOG, HAA	0.917	4.835		5.752	0.835	4.423		5.258	0.082	0.412		0.494	8.588
403.02	DOBSHARI GEWOG, PARO	0.928	3.790		4.718	0.919	3.523		4.442	0.009	0.267		0.276	5.850
403.03	DOGAR GEWOG, PARO	0.928	5.136		6.064	0.928	5.135		6.063		0.001		0.001	0.016
403.04	DOTENG GEWOG, PARO	0.928	4.661		5.589	0.921	4.661		5.582	0.007			0.007	0.125
403.05	HUNGREL GEWOG, PARO	0.928	4.306		5.234	0.919	4.117		5.036	0.009	0.189		0.198	3.783
403.06	LANGO GEWOG, PARO	0.927	5.200		6.127	0.925	5.198		6.123	0.002	0.002		0.004	0.065
403.07	LUNGYI GEWOG, PARO	0.908	4.842		5.750	0.897	4.630		5.527	0.011	0.212		0.223	3.878
403.08	NAJA GEWOG, PARO	0.928	5.280		6.208	0.795	5.176		5.971	0.133	0.104		0.237	3.818
403.09	SHABA GEWOG, PARO	0.928	6.194		7.122	0.924	6.173		7.097	0.004	0.021		0.025	0.351
403.10	TSENTO GEWOG, PARO	0.928	4.850		5.778	0.922	4.820		5.742	0.006	0.030		0.036	0.623
403.11	WANGCHANG GEWOG, PARO	0.928	6.090		7.018	0.923	6.034		6.957	0.005	0.056		0.061	0.869
404.02	BARA GEWOG, SAMTSE	0.974	4.901		5.875	0.939	4.740		5.679	0.035	0.161		0.196	3.336

AU CODE	AU NAME	REVISED BUDGET APPROPRIATIONS				ACTUAL ANNUAL EXPENDITURE				AMOUNT OF VARIATION				
		CURRENT	CAPITAL	LEN/REPAY	TOTAL	CURRENT	CAPITAL	LEN/REPAY	TOTAL	CURRENT	CAPITAL	LEN/REPAY	TOTAL	%VAR
404.03	BIRU GEWOG, SAMTSE	0.928	3.857		4.785	0.927	3.630		4.557	0.001	0.227		0.228	4.765
404.04	CHARGHAREY GEWOG, SAMTSE	0.841	8.630		9.471	0.904	8.330		9.234	-0.063	0.300		0.237	2.502
404.05	CHENG MARI GEWOG, SAMTSE	0.924	3.100		4.024	0.920	3.036		3.956	0.004	0.064		0.068	1.690
404.06	DENCHUKHA GEWOG, SAMTSE	0.982	3.786		4.768	0.981	3.672		4.653	0.001	0.114		0.115	2.412
404.07	DOROKHA GEWOG, SAMTSE	1.056	7.101		8.157	1.054	7.000		8.054	0.002	0.101		0.103	1.263
404.08	DUMTEOD GEWOG, SAMTSE	0.933	3.839		4.772	0.926	3.763		4.689	0.007	0.076		0.083	1.739
404.09	YOENSELTSEY GEWOG, SAMTSE	0.928	4.831		5.759	0.880	4.740		5.620	0.048	0.091		0.139	2.414
404.10	NAMGAYCHEOLING GEWOG, SAMTSE	0.928	2.200		3.128	0.920	2.193		3.113	0.008	0.007		0.015	0.480
404.11	TENDU GEWOG, SAMTSE	0.898	8.250		9.148	0.855	7.903		8.758	0.043	0.347		0.390	4.263
404.12	UGYENTSEY GEWOG, SAMTSE	0.925	2.465		3.390	0.919	2.384		3.303	0.006	0.081		0.087	2.566
404.13	PUGLI GEWOG, SAMTSE	0.834	4.155		4.989	0.821	4.129		4.950	0.013	0.026		0.039	0.782
404.14	SAMTSE GEWOG, SAMTSE	0.828	5.812		6.640	0.828	5.276		6.104	0.045	0.536		0.536	8.072
404.15	SIBSU GEWOG, SAMTSE	0.927	2.730		3.657	0.882	2.725		3.607	0.045	0.005		0.050	1.367
404.16	TADING GEWOG, SAMTSE	0.804	3.725		4.529	0.860	3.283		4.143	-0.056	0.442		0.386	8.523
405.02	BETENI GEWOG, TSIRANG	0.869	3.645		4.514	0.857	3.485		4.342	0.012	0.160		0.172	3.810
405.03	DUNGLAGANG GEWOG, TSIRANG	0.885	4.980		5.865	0.879	4.835		5.714	0.006	0.145		0.151	2.575
405.04	BARSHONG GEWOG, TSIRANG	0.911	4.231		5.142	0.894	4.149		5.043	0.017	0.082		0.099	1.925
405.05	GOSELING GEWOG, TSIRANG	0.928	3.985		4.913	0.917	3.873		4.790	0.011	0.112		0.123	2.504
405.06	RANGTHANGLING GEWOG, TSIRANG	0.928	5.568		6.496	0.906	5.464		6.370	0.022	0.104		0.126	1.940
405.07	KILKHORTHANG GEWOG, TSIRANG	0.928	3.600		4.528	0.921	3.514		4.435	0.007	0.086		0.093	2.054
405.08	MENDELGANG GEWOG, TSIRANG	0.934	3.527		4.461	0.929	3.464		4.393	0.005	0.063		0.068	1.524
405.09	PATALEY GEWOG, TSIRANG	0.900	3.773		4.673	0.883	3.325		4.208	0.017	0.448		0.465	9.951
405.10	PHUENTENCHHU GEWOG, TSIRANG	0.928	4.790		5.718	0.921	4.475		5.396	0.007	0.315		0.322	5.631
405.11	SHEMIONG GEWOG, TSIRANG	0.910	2.638		3.548	0.904	2.633		3.537	0.006	0.005		0.011	0.310
405.12	TSHOLINGKHAR GEWOG, TSIRANG	0.888	5.275		6.163	0.857	4.230		5.087	0.031	1.045		1.076	17.459
405.13	TSIRANGTEOD GEWOG, TSIRANG	0.928	2.553		3.481	0.923	2.537		3.460	0.005	0.016		0.021	0.603
406.02	DORONA GEWOG, DAGANA	0.934	5.032		5.966	0.934	4.769		5.703	0.003	0.263		0.263	4.408
406.03	DUIJYGANG GEWOG, DAGANA	0.882	4.572		5.454	0.879	4.572		5.451	0.003	0.003		0.003	0.055
406.04	GESARLING GEWOG, DAGANA	0.868	3.134		4.002	0.883	3.133		4.016	-0.015	0.001		-0.014	-0.350
406.05	GOSHI GEWOG, DAGANA	0.921	7.193		8.114	0.923	7.158		8.081	-0.002	0.035		0.033	0.407
406.06	KANA GEWOG, DAGANA	0.928	13.240		14.168	0.905	12.958		13.863	0.023	0.282		0.305	2.153
406.07	KHEBISA GEWOG, DAGANA	0.839	4.370		5.209	0.839	4.335		5.174	0.005	0.035		0.035	0.672
406.08	LAJAB GEWOG, DAGANA	0.843	4.247		5.090	0.844	4.196		5.040	-0.001	0.051		0.050	0.982

AU CODE	AU NAME	REVISED BUDGET APPROPRIATIONS				ACTUAL ANNUAL EXPENDITURE				AMOUNT OF VARIATION				
		CURRENT	CAPITAL	LEN/REPAY	TOTAL	CURRENT	CAPITAL	LEN/REPAY	TOTAL	CURRENT	CAPITAL	LEN/REPAY	TOTAL	%VAR
406.09	TRASHIDING GEWOG, DAGANA	0.902	2.790		3.692	0.902	2.787		3.689		0.003		0.003	0.081
406.10	TSENDAGANG GEWOG, DAGANA	0.885	9.000		9.885	0.889	8.971		9.860	-0.004	0.029		0.025	0.253
406.11	TSANGKHA GEWOG, DAGANA	0.890	10.570		11.460	0.883	10.301		11.184	0.007	0.269		0.276	2.408
406.12	TSEZA GEWOG, DAGANA	0.903	3.623		4.526	0.883	3.623		4.506	0.020			0.020	0.442
406.13	KARMALING (DEORALI) GEWOG, DAGANA	0.850	3.680		4.530	0.851	3.667		4.518	-0.001	0.013		0.012	0.265
406.14	LHAMOIZINGKHA GEWOG, DAGANA	0.938	4.395		5.333	0.902	4.390		5.292	0.036	0.005		0.041	0.769
406.15	NICHULA GEWOG, DAGANA	0.851	3.357		4.208	0.853	3.354		4.207	-0.002	0.003		0.001	0.024
407.02	CHHUBU GEWOG, PUNAKHA	0.875	5.693		6.568	0.854	5.684		6.538	0.021	0.009		0.030	0.457
407.03	GOENSHARI GEWOG, PUNAKHA	0.928	3.430		4.358	0.878	3.342		4.220	0.050	0.088		0.138	3.167
407.04	GUMA GEWOG, PUNAKHA	0.855	3.801		4.656	0.836	3.798		4.634	0.019	0.003		0.022	0.473
407.05	KABIISA GEWOG, PUNAKHA	0.890	4.788		5.678	0.864	4.780		5.644	0.026	0.008		0.034	0.599
407.06	LIMGBUKHA GEWOG, PUNAKHA	0.873	3.995		4.868	0.859	3.959		4.818	0.014	0.036		0.050	1.027
407.07	SHENGANA GEWOG, PUNAKHA	0.928	2.560		3.488	0.928	2.560		3.488					
407.08	TALO GEWOG, PUNAKHA	0.928	6.000		6.928	0.924	5.921		6.845	0.004	0.079		0.083	1.198
407.09	TEOWANG GEWOG, PUNAKHA	0.928	5.010		5.938	0.865	4.836		5.701	0.063	0.174		0.237	3.991
407.10	DZOMA GEWOG, PUNAKHA	0.928	2.770		3.698	0.926	2.766		3.692	0.002	0.004		0.006	0.162
407.11	BAAP GEWOG, PUNAKHA	0.928	4.776		5.704	0.892	4.641		5.533	0.036	0.135		0.171	2.998
407.12	TOBESA GEWOG, PUNAKHA	0.928	2.980		3.908	0.903	2.916		3.819	0.025	0.064		0.089	2.277
408.02	BIENA GEWOG, WANGDUE PHODRANG	0.928	5.312		6.240	0.909	5.311		6.220	0.019	0.001		0.020	0.321
408.03	DANGCHHU GEWOG, WANGDUE PHODRANG	0.928	3.230		4.158	0.906	3.011		3.917	0.022	0.219		0.241	5.796
408.04	DAGA GEWOG, WANGDUE PHODRANG	0.928	3.229		4.157	0.863	3.220		4.083	0.065	0.009		0.074	1.780
408.05	GANGTEOD GEWOG, WANGDUE PHODRANG	0.928	3.440		4.368	0.885	3.413		4.298	0.043	0.027		0.070	1.603
408.06	GASETSHOGANGM GEWOG, WANGDUE PHODRANG	0.928	3.691		4.619	0.906	3.389		4.295	0.022	0.302		0.324	7.015
408.07	GASETSHOWOGM GEWOG, WANGDUE PHODRANG	0.889	5.073		5.962	0.875	4.926		5.801	0.014	0.147		0.161	2.700
408.08	KAZHI GEWOG, WANGDUE PHODRANG	0.928	8.037		8.965	0.891	7.394		8.285	0.037	0.643		0.680	7.585
408.09	NAHI GEWOG, WANGDUE PHODRANG	0.918	4.428		5.346	0.870	4.369		5.239	0.048	0.059		0.107	2.001
408.10	NYISHO GEWOG, WANGDUE PHODRANG	0.989	5.667		6.656	0.981	5.595		6.576	0.008	0.072		0.080	1.202
408.11	PHANGYUEL GEWOG, WANGDUE PHODRANG	0.918	4.862		5.780	0.882	4.781		5.663	0.036	0.081		0.117	2.024
408.12	PHOBI GEWOG, WANGDUE PHODRANG	0.928	3.361		4.289	0.900	3.318		4.218	0.028	0.043		0.071	1.655

AU CODE	AU NAME	REVISED BUDGET APPROPRIATIONS				ACTUAL ANNUAL EXPENDITURE				AMOUNT OF VARIATION				
		CURRENT	CAPITAL	LEN/REPAY	TOTAL	CURRENT	CAPITAL	LEN/REPAY	TOTAL	CURRENT	CAPITAL	LEN/REPAY	TOTAL	%VAR
408.13	RUBESA GEWOG, WANGDUE PHODRANG	0.989	3.847		4.836	0.949	3.803		4.752	0.040	0.044		0.084	1.737
408.14	SEPHU GEWOG, WANGDUE PHODRANG	0.928	2.466		3.394	0.895	2.395		3.290	0.033	0.071		0.104	3.064
408.15	ATHANG GEWOG, WANGDUE PHODRANG	0.909	4.083		4.992	0.900	4.067		4.967	0.009	0.016		0.025	0.501
408.16	THEDTSHO GEWOG, WANGDUE PHODRANG	0.928	6.950		7.878	0.892	6.915		7.807	0.036	0.035		0.071	0.901
409.02	CHHOEKHOR GEWOG, BUMTHANG	0.923	5.552		6.475	0.923	5.551		6.474		0.001		0.001	0.015
409.03	CHHUMEY GEWOG, BUMTHANG	0.923	3.590		4.513	0.923	3.590		4.513					
409.04	TANG GEWOG, BUMTHANG	0.923	17.600		18.523	0.919	17.602		18.521	0.004	-0.002		0.002	0.011
409.05	URA GEWOG, BUMTHANG	0.861	5.410		6.271	0.859	5.409		6.268	0.002	0.001		0.003	0.048
410.02	SAMTEYLING GEWOG, SARPANG	0.918	5.510		6.428	0.903	5.461		6.364	0.015	0.049		0.064	0.996
410.03	CHUZARGANG GEWOG, SARPANG	0.917	5.750		6.667	0.890	5.737		6.627	0.027	0.013		0.040	0.600
410.04	DEKIDLING GEWOG, SARPANG	0.912	5.320		6.232	0.895	5.004		5.899	0.017	0.316		0.333	5.343
410.05	DOBAN GEWOG, SARPANG	0.897	16.565		17.462	0.870	16.128		16.998	0.027	0.437		0.464	2.657
410.06	TAREYTHANG GEWOG, SARPANG	0.861	3.733		4.594	0.659	3.364		4.023	0.202	0.369		0.571	12.429
410.07	GELGEPHU GEWOG, SARPANG	0.912	4.608		5.520	0.909	4.607		5.516	0.003	0.001		0.004	0.072
410.08	HILAY GEWOG, SARPANG	0.900	4.420		5.320	0.894	4.376		5.270	0.006	0.044		0.050	0.940
410.09	JIGMEDCHHEOLING GEWOG, SARPANG	0.984	4.770		5.754	0.964	4.236		5.200	0.020	0.534		0.554	9.628
410.10	UMLING GEWOG, SARPANG	0.923	3.607		4.530	0.862	3.472		4.334	0.061	0.135		0.196	4.327
410.11	SINGYE GEWOG, SARPANG	0.908	5.737		6.645	0.888	5.048		5.936	0.020	0.689		0.709	10.670
410.12	SHOMPANGKHA GEWOG, SARPANG	0.913	2.929		3.842	0.898	2.769		3.667	0.015	0.160		0.175	4.555
410.13	SERSHONG GEWOG, SARPANG	0.900	4.198		5.098	0.898	4.169		5.067	0.002	0.029		0.031	0.608
411.02	BARDO GEWOG, ZHEMGANG	1.353	59.039		60.392	1.337	59.013		60.350	0.016	0.026		0.042	0.070
411.03	BJOKA GEWOG, ZHEMGANG	1.598	22.963		24.561	1.571	22.305		23.876	0.027	0.658		0.685	2.789
411.04	NANGKOR GEWOG, ZHEMGANG	0.913	13.808		14.721	0.883	13.325		14.208	0.030	0.483		0.513	3.485
411.05	NGANGLA GEWOG, ZHEMGANG	1.978	14.045		16.023	1.903	13.544		15.447	0.075	0.501		0.576	3.595
411.06	PHANGKHAR GEWOG, ZHEMGANG	2.137	8.700		10.837	2.135	8.698		10.833	0.002	0.002		0.004	0.037
411.07	SHINGKAR GEWOG, ZHEMGANG	1.856	25.343		27.199	1.056	24.469		25.525	0.800	0.874		1.674	6.155
411.08	TONG GEWOG, ZHEMGANG	1.013	8.860		9.873	0.983	8.826		9.809	0.030	0.034		0.064	0.648
411.09	GOSHING GEWOG, ZHEMGANG	1.651	34.845		36.496	1.620	34.840		36.460	0.031	0.005		0.036	0.099
412.02	DAGTENG GEWOG, TONGSA	0.907	5.954		6.861	0.891	5.372		6.263	0.016	0.582		0.598	8.716
412.03	KORPHU GEWOG, TONGSA	0.949	22.705		23.654	0.896	21.815		22.711	0.053	0.890		0.943	3.987

REVISED BUDGET APPROPRIATIONS				ACTUAL ANNUAL EXPENDITURE				AMOUNT OF VARIATION						
AU CODE	AU NAME	CURRENT	CAPITAL	LEN/REPAY	TOTAL	CURRENT	CAPITAL	LEN/REPAY	TOTAL	CURRENT	CAPITAL	LEN/REPAY	TOTAL	%VAR
412.04	LANGTHEL GEWOG, TONGSA	0.919	8.530		9.449	0.916	8.366		9.282	0.003	0.164		0.167	1.767
412.05	NUBI GEWOG, TONGSA	0.923	5.030		5.953	0.916	4.606		5.522	0.007	0.424		0.431	7.240
412.06	TANGSIBJI GEWOG, TONGSA	0.916	5.404		6.320	0.914	5.395		6.309	0.002	0.009		0.011	0.174
413.02	GANGZUR GEWOG, LHUENTSE	0.898	11.760		12.658	0.880	10.426		11.306	0.018	1.334		1.352	10.681
413.03	JAREY GEWOG, LHUENTSE	0.912	3.532		4.444	0.910	3.421		4.331	0.002	0.111		0.113	2.543
413.04	KHOMA GEWOG, LHUENTSE	0.913	8.701		9.614	0.912	8.600		9.512	0.001	0.101		0.102	1.061
413.05	KURTEOD GEWOG, LHUENTSE	0.824	7.082		7.906	0.800	6.809		7.609	0.024	0.273		0.297	3.757
413.06	MINJAY GEWOG, LHUENTSE	0.967	9.260		10.227	0.957	9.246		10.203	0.010	0.014		0.024	0.235
413.07	MENBI GEWOG, LHUENTSE	0.952	4.750		5.702	0.939	4.693		5.632	0.013	0.057		0.070	1.228
413.08	METSHO GEWOG, LHUENTSE	0.911	8.758		9.669	0.887	7.812		8.699	0.024	0.946		0.970	10.032
413.09	TESNKHAR GEWOG, LHUENTSE	0.928	4.193		5.121	0.925	3.790		4.715	0.003	0.403		0.406	7.928
414.02	BALAM GEWOG, MONGAR	0.945	4.122		5.067	0.944	4.120		5.064	0.001	0.002		0.003	0.059
414.03	CHHALI GEWOG, MONGAR	0.914	5.315		6.229	0.904	5.209		6.113	0.010	0.106		0.116	1.862
414.04	CHASKHAR GEWOG, MONGAR	0.918	2.508		3.426	0.888	2.506		3.394	0.030	0.002		0.032	0.934
414.05	DAMETSE GEWOG, MONGAR	0.913	5.258		6.171	0.901	5.278		6.179	0.012	-0.020		-0.008	-0.130
414.06	DAYPUNG GEWOG, MONGAR	0.906	2.862		3.768	0.904	2.833		3.737	0.002	0.029		0.031	0.823
414.07	GONGDUE GEWOG, MONGAR	0.911	9.407		10.318	0.907	9.407		10.314	0.004	0.004		0.004	0.039
414.08	JURMEY GEWOG, MONGAR	0.928	21.850		22.778	0.905	21.834		22.739	0.023	0.016		0.039	0.171
414.09	KENGGHAR GEWOG, MONGAR	0.990	5.106		6.096	0.992	5.103		6.095	-0.002	0.003		0.001	0.016
414.10	MONGAR GEWOG, MONGAR	0.974	3.693		4.667	0.971	3.690		4.661	0.003	0.003		0.006	0.129
414.11	NGATSHANG GEWOG, MONGAR	0.868	2.809		3.677	0.861	2.804		3.665	0.007	0.005		0.012	0.326
414.12	SALENG GEWOG, MONGAR	0.989	4.293		5.282	0.979	4.297		5.276	0.010	-0.004		0.006	0.114
414.13	SHERIMUHUNG GEWOG, MONGAR	0.914	4.390		5.304	0.901	4.364		5.265	0.013	0.026		0.039	0.735
414.14	SILAMBI GEWOG, MONGAR	0.972	3.745		4.717	0.967	3.523		4.490	0.005	0.222		0.227	4.812
414.15	THANGRONG GEWOG, MONGAR	0.913	2.776		3.689	0.907	2.775		3.682	0.006	0.001		0.007	0.190
414.16	TSAKALING GEWOG, MONGAR	0.918	6.567		7.485	0.889	6.506		7.395	0.029	0.061		0.090	1.202
414.17	TSAMANG GEWOG, MONGAR	0.922	3.780		4.702	0.896	3.461		4.357	0.026	0.319		0.345	7.337
414.18	NARAANG GEWOG, MONGAR	0.919	3.007		3.926	0.892	3.007		3.899	0.027			0.027	0.688
415.02	CHONGSHING GEWOG, PEMA GATSHEL	0.919	4.517		5.436	0.919	2.880		3.799		1.637		1.637	30.114
415.03	CHHIMUNG GEWOG, PEMA GATSHEL	0.923	4.831		5.754	0.923	4.182		5.105		0.649		0.649	11.279
415.04	DUNGMIN GEWOG, PEMA GATSHEL	0.915	5.665		6.580	0.911	4.103		5.014	0.004	1.562		1.566	23.799
415.05	KHAR GEWOG, PEMA GATSHEL	0.923	8.914		9.837	0.923	8.698		9.621		0.216		0.216	2.196
415.06	SHUMAR GEWOG, PEMA GATSHEL	0.923	4.000		4.923	0.919	3.989		4.908	0.004	0.011		0.015	0.305
415.07	YURUNG GEWOG, PEMA GATSHEL	0.916	5.730		6.646	0.915	5.715		6.630	0.001	0.015		0.016	0.241
415.08	ZOBEL GEWOG, PEMA GATSHEL	0.906	4.560		5.466	0.905	3.964		4.869	0.001	0.596		0.597	10.922

AU CODE	AU NAME	REVISED BUDGET APPROPRIATIONS				ACTUAL ANNUAL EXPENDITURE				AMOUNT OF VARIATION				
		CURRENT	CAPITAL	LEN/REPAY	TOTAL	CURRENT	CAPITAL	LEN/REPAY	TOTAL	CURRENT	CAPITAL	LEN/REPAY	TOTAL	%VAR
415.09	DECHHENLING GEWOG, PEMA GATSHEL	0.906	4.133		5.039	0.903	4.016		4.919	0.003		0.117	0.120	2.381
415.10	NORBUGANG GEWOG, PEMA GATSHEL	0.881	4.201		5.082	0.880	4.200		5.080	0.001		0.001	0.002	0.039
415.11	NANONG GEWOG, PEMA GATSHEL	0.904	6.710		7.614	0.905	6.707		7.612	-0.001		0.003	0.002	0.026
415.12	CHOEKHORLING GEWOG, PEMA GATSHEL	0.924	17.855		18.779	0.924	17.852		18.776			0.003	0.003	0.016
416.02	PHUENTSHOTHANG GEWOG, SAMDUP JONGKHAR	0.979	5.215		6.194	0.978	5.214		6.192	0.001		0.001	0.002	0.032
416.03	PEMATHANG GEWOG, SAMDUP JONGKHAR	0.965	5.974		6.939	0.928	5.904		6.832	0.037		0.070	0.107	1.542
416.04	GOMDAR GEWOG, SAMDUP JONGKHAR	0.898	6.620		7.518	0.855	6.603		7.458	0.043		0.017	0.060	0.798
416.05	WANGPHU GEWOG, SAMDUP JONGKHAR	0.931	5.648		6.579	0.859	5.572		6.431	0.072		0.076	0.148	2.250
416.06	LANGCHENPHU GEWOG, SAMDUP JONGKHAR	0.910	5.496		6.406	0.910	5.496		6.406					
416.07	LAURI GEWOG, SAMDUP JONGKHAR	0.923	41.448		42.371	0.864	40.814		41.678	0.059		0.634	0.693	1.636
416.08	MARTSHALA GEWOG, SAMDUP JONGKHAR	0.970	5.058		6.028	0.970	5.036		6.006			0.022	0.022	0.365
416.09	DEWATHANG GEWOG, SAMDUP JONGKHAR	0.906	3.775		4.681	0.903	3.768		4.671	0.003		0.007	0.010	0.214
416.10	ORONG GEWOG, SAMDUP JONGKHAR	0.984	5.795		6.779	0.965	5.677		6.642	0.019		0.118	0.137	2.021
416.11	SAMRANG GEWOG, SAMDUP JONGKHAR	0.789	4.707		5.496	0.789	4.693		5.482			0.014	0.014	0.255
416.12	SERTHI GEWOG, SAMDUP JONGKHAR	0.925	6.326		7.251	0.923	6.326		7.249	0.002			0.002	0.028
417.02	BARTSHAM GEWOG, TASHI-GANG	0.958	6.068		7.026	0.956	6.064		7.020	0.002		0.004	0.006	0.085
417.03	BIDUNG GEWOG, TASHIGANG	0.954	8.110		9.064	0.953	8.110		9.063	0.001			0.001	0.011
417.04	KANGLUNG GEWOG, TASHI-GANG	0.959	3.960		4.919	0.958	3.960		4.918	0.001			0.001	0.020
417.05	KANGPARA GEWOG, TASHI-GANG	0.919	3.250		4.169	0.911	3.250		4.161	0.008			0.008	0.192
417.06	KHALING GEWOG, TASHIGANG	1.018	5.280		6.298	1.018	5.280		6.298					
417.07	LUMANG GEWOG, TASHIGANG	1.021	5.431		6.452	1.008	5.049		6.057	0.013		0.382	0.395	6.122
417.08	MERAG GEWOG, TASHIGANG	0.962	3.000		3.962	0.962	2.999		3.961			0.001	0.001	0.025
417.09	YANGNYER GEWOG, TASHI-GANG	0.952	3.933		4.885	0.944	3.916		4.860	0.008		0.017	0.025	0.512
417.10	PHONGMEY GEWOG, TASHI-GANG	0.951	4.900		5.851	0.949	4.885		5.834	0.002		0.015	0.017	0.291

AU CODE	AU NAME	REVISED BUDGET APPROPRIATIONS				ACTUAL ANNUAL EXPENDITURE				AMOUNT OF VARIATION			
		CURRENT	CAPITAL	LEN/REPAY	TOTAL	CURRENT	CAPITAL	LEN/REPAY	TOTAL	CURRENT	CAPITAL	LEN/REPAY	TOTAL
417.11	RADI GEWOG, TASHIGANG	0.954	3.300		4.254	0.951	3.300		4.251	0.003		0.003	0.071
417.12	SAGTENG GEWOG, TASHIGANG	0.920	8.005		8.925	0.918	4.842		5.760	0.002	3.163	3.165	35.462
417.13	SAMKHAR GEWOG, TASHIGANG	1.045	6.525		7.570	1.041	6.478		7.519	0.004	0.047	0.051	0.674
417.14	SHONGPHU GEWOG, TASHI-GANG	0.971	2.580		3.551	0.979	2.572		3.551	-0.008	0.008		
417.15	THIMSHING GEWOG, TASHI-GANG	0.920	4.280		5.200	0.918	4.279		5.197	0.002	0.001	0.003	0.058
417.16	UDZORONG GEWOG, TASHI-GANG	0.960	5.236		6.196	0.959	5.237		6.196	0.001	-0.001	-0.000	-0.000
418.02	SOE GEWOG, THIMPHU	0.800	3.970		4.770	0.774	2.970		3.744	0.026	1.000	1.026	21.509
418.03	CHANG GEWOG, THIMPHU	1.111	3.910		5.021	1.072	3.603		4.675	0.039	0.307	0.346	6.891
418.04	DAGALA GEWOG, THIMPHU	0.985	3.420		4.405	0.963	3.323		4.286	0.022	0.097	0.119	2.701
418.05	GANYEY GEWOG, THIMPHU	1.238	4.450		5.688	1.204	4.447		5.651	0.034	0.003	0.037	0.650
418.06	KAWANG GEWOG, THIMPHU	0.906	4.717		5.623	0.843	4.388		5.231	0.063	0.329	0.392	6.971
418.07	LINGZHI GEWOG, THIMPHU	0.928	2.960		3.888	0.851	2.974		3.825	0.077	-0.014	0.063	1.620
418.08	MEWANG GEWOG, THIMPHU	0.928	2.200		3.128	0.914	2.186		3.100	0.014	0.014	0.028	0.895
418.09	NARO GEWOG, THIMPHU	0.861	5.404		6.265	0.866	5.402		6.268	-0.005	0.002	-0.003	-0.048
419.02	GEONKHAMED GEWOG, GASA	0.904	4.486		5.390	0.884	2.825		3.709	0.020	1.661	1.681	31.187
419.03	GEONKHATEOD GEWOG, GASA	0.912	4.560		5.472	0.875	4.530		5.405	0.037	0.030	0.067	1.224
419.04	LAYA GEWOG, GASA	0.913	4.700		5.613	0.888	4.255		5.143	0.025	0.445	0.470	8.373
419.05	LUNANA GEWOG, GASA	0.914	5.500		6.414	0.909	4.950		5.859	0.005	0.550	0.555	8.653
420.02	BUMDELING GEWOG, TASHI YANGTSE	0.898	6.205		7.103	0.895	6.178		7.073	0.003	0.027	0.030	0.422
420.03	JAMKHAR GEWOG, TASHI YANGTSE	0.907	5.887		6.794	0.902	5.887		6.789	0.005		0.005	0.074
420.04	KHAMDANG GEWOG, TASHI YANGTSE	0.867	3.600		4.467	0.866	3.600		4.466	0.001		0.001	0.022
420.05	RAMJER GEWOG, TASHI YANGTSE	0.894	3.543		4.437	0.874	3.543		4.417	0.020		0.020	0.451
420.06	TEODTSHO GEWOG, TASHI YANGTSE	0.978	3.960		4.938	0.959	3.958		4.917	0.019	0.002	0.021	0.425
420.07	TONGMIZHANGTSHA GEWOG, TASHI YANGTSE	0.973	7.385		8.358	0.973	7.381		8.354		0.004	0.004	0.048
420.08	YALANG GEWOG, TASHI YANGTSE	0.879	4.730		5.609	0.879	4.730		5.609				
420.09	YANGTSE GEWOG, TASHI YANGTSE	0.960	3.743		4.703	0.960	3.743		4.703				
	TOTAL GEWOGS	194.005	1,267.836		1,461.841	189.777	1,226.056		1,415.833	4.228	41.780	46.008	689.868
201.01	MINISTRY OF HOME & CUL-TURAL-AFFAIRS	1,436.010	634.034		2,070.044	1,391.982	373.123		1,765.105	44.028	260.911	304.939	14.731
202.01	MINISTRY OF FINANCE	4,105.682	4,203.435		20,593.463	3,991.738	3,982.025		20,257.762	113.944	22.410	1,477.023	7.172
203.01	MINISTRY OF FOREIGN AFFAIRS	593.946	18.664		612.610	552.268	14.414		566.682	41.678	4.250	45.928	7.497

AU CODE	AU NAME	REVISED BUDGET APPROPRIATIONS				ACTUAL ANNUAL EXPENDITURE				AMOUNT OF VARIATION				
		CURRENT	CAPITAL	LEN/REPAY	TOTAL	CURRENT	CAPITAL	LEN/REPAY	TOTAL	CURRENT	CAPITAL	LEN/REPAY	TOTAL	%VAR
204.01	MINISTRY OF AGRICULTURE & FORESTS	1,616.966	1,401.180		3,018.146	1,489.781	1,110.801		2,600.582	127.185	290.379		417.564	13.835
205.01	MINISTRY OF ECONOMIC AFFAIRS	269.838	532.780		802.618	243.989	455.588		701.577	23.849	77.192		101.041	12.589
206.01	MINISTRY OF WORKS & HUMAN SETTLEMENT	430.242	4,113.104		4,543.346	423.675	3,603.307		4,026.982	6.567	509.797		516.364	11.365
207.01	MINISTRY OF INFORMATION & COMMUNICATIONS	187.076	811.428		998.504	178.575	519.773		698.348	8.501	291.655		300.156	30.061
208.01	MINISTRY OF HEALTH	907.010	791.948		1,698.958	840.545	603.279		1,443.824	66.465	188.669		255.134	15.017
209.01	MINISTRY OF EDUCATION	174.569	780.865		955.434	152.531	714.243		866.774	22.038	66.622		88.660	9.280
210.01	MINISTRY OF LABOUR & HUMAN RESOURCES	200.154	317.464		517.618	183.932	243.694		427.626	16.222	73.770		89.992	17.386
	TOTAL MINISTRIES	9,921.493	13,604.902	12,284.346	35,810.741	9,451.016	11,620.247	12,283.999	33,355.262	470.477	1,984.655	1,141.669	3,596.801	138.933
	GRAND TOTAL	18,726.091	19,488.953	12,284.346	50,499.390	17,941.158	16,668.754	12,283.999	46,893.911	784.933	2,820.199	1,141.669	4,746.801	1,432.803
	SUMMARY:													
	Autonomous	2,787.199	1,790.405		4,577.604	2,650.338	1,340.768		3,991.106					
	Constitutional Bodies	290.517	256.354		546.871	274.232	209.133		483.365					
	Dzongkhangs	5,532.877	2,569.456		8,102.333	5,375.795	2,272.550		7,648.345					
	Gewogs	194.005	1,267.836		1,461.841	189.777	1,226.056		1,415.833					
	Ministries	9,921.493	13,604.902	12,284.346	35,810.741	9,451.016	11,620.247	12,283.999	33,355.262					
	Total	18,726.091	19,488.953	12,284.346	50,499.390	17,941.158	16,668.754	12,283.999	46,893.911					

Schedule 2- EXPENDITURE SUMMARY BY OBJECT CLASS FOR FY 2013-2014			
	CURRENT EXPENDITURE	Nu. In million	
		2012-2013	2013-14
01.01	Pay and Allowances	6,737.220	7,020.917
02.01	Other Personnel Emoluments	626.135	637.628
03.01	Medical Benefits - Incountry	0.267	0.130
03.02	Medical Benefits - Outside Bhutan	243.250	255.897
04.01	Special Allowance	63.528	63.561
04.02	Special Allowance - Kidu/Pensioners	4.153	4.963
05.01	Stipends	401.664	443.700
11.01	Travel - Incountry	1,611.168	1,490.362
11.02	Travel - Outside Bhutan	182.404	173.568
12.01	Utilities -Telephones, Telex, Fax, E-mail, Internet	165.764	147.073
12.02	Utilities -Telegram, Wireless Transmission, Postage	29.764	37.972
12.03	Utilities - Electricity, Water, Sewerage	132.032	146.405
12.05	Utilities - Fuelwood	41.448	53.568
13.01	Rental of Properties - Buildings	150.163	164.375
13.02	Rental of Properties - Vehicles	10.875	14.196
13.03	Rental of Properties - Others	3.788	0.927
13.04	Rental of Properties - Furniture, Equipment & Land	3.090	0.415
14.01	S & M - Office Supplies, Printing, Publications	324.462	266.057
14.02	S & M - Medicines & Laboratory Consumables	385.420	442.953
14.03	S & M - Fertilizers, Chemicals, Manures, Inoculants	8.490	7.972
14.04	S & M - Seeds, Seedlings	44.136	47.440
14.05	S & M - Animal Feeds	55.167	72.858
14.06	S & M - Uniforms, Extension Kits, Linens	105.560	111.287
14.07	S & M - Text Books, Library Books, Stationeries & Sports Item	195.500	216.462
14.09	S & M - Patient Diet	19.532	21.637
14.10	S & M - Diet	108.683	117.917
15.01	Maintenance of Property - Buildings	91.657	126.061
15.02	Maintenance of Property - Vehicles	334.957	366.753
15.03	Maintenance of Property - Roads	189.074	193.838
15.04	Maintenance of Property - Bridges	3.769	6.247
15.05	Maintenance of Property - Equipment	106.102	95.735
15.06	Maintenance of Property - Plantations	18.156	20.398
15.07	Maintenance of Property - Computers	1.566	14.751
15.09	Maintenance of Property - Water supply, Sewerage, Playfield	6.633	7.614
17.01	Op. Exp. - Advertising	64.563	45.214
17.02	Op. Exp. - Taxes, Duties, Royalties, Handling Charges, Bank Charges	37.787	37.763
17.03	Op. Exp. - Transportation	92.662	65.642
17.04	Op. Exp. - Energy/Propulsion Charges	1.593	0.663
17.06	Op. Exp. - Items for Processing/Manufacturing	6.672	3.791
17.08	Op. Exp. - Incountry Meetings and Celebrations	327.923	357.677
17.09	Op. Exp. - Survey/Census	110.210	80.383
18.01	Hospitality & Entertainment	107.263	118.520
19.01	Write Off - Stocks, Loss of Cash/Goods	0.037	0.003
21.01	Current Grants - Individuals/Non-profit Orgs.	758.481	930.837
21.02	Current Grants - Sungchop	202.489	209.316
21.03	Current Grants - Rural Life Insurance Scheme	52.219	50.289
22.01	Current Grants - Financial Institutions	4.089	4.113
22.02	Current Grants - Non-Financial Institutions	318.984	195.701
24.01	Subscriptions to International Organisation	94.773	118.986
24.03	Contributions - Provident Fund	526.824	549.213

	CURRENT EXPENDITURE	Nu. In million	
		2012-2013	2013-14
25.01	Retirement Benefits	341.917	290.356
26.01	General Provisions	0.015	0.560
31.01	Interest Payment - Internal	186.354	153.376
31.02	Interest Payment - External	2,456.120	1,937.111
	Total of CURRENT EXPENDITURE	18,096.551	17,941.151
	CAPITAL EXPENDITURE		
41.01	Acquisition of Immovable Property - Land	47.374	26.096
41.02	Acquisition of Immovable Property - Buildings	28.634	4.347
45.01	Training - Human Resource Development	890.094	867.166
45.02	Training - Others	576.233	617.188
51.01	Exp. on Structure - Buildings	5,279.554	2,900.735
51.02	Exp. on Structure - Roads (incl.culverts,dms)	5,025.658	3,724.356
51.03	Exp. on Structure - Bridges	680.454	394.658
51.04	Exp. on Structure - Irrigation Channels	258.747	279.616
51.05	Exp. on Structure - Drainage Systems	15.353	39.326
51.06	Exp. on Structure - Water Supply & Sanitation	512.077	443.326
51.07	Exp. on Structure - Plantations	45.489	85.012
51.08	Exp. on Structure - Others	894.974	1,075.695
52.01	Plant & Equipt. - Roads	0.000	50.985
52.02	Plant & Equipt. - Power Generation	9.190	29.473
52.03	Plant & Equipt. - Power Trans. & Dist.	50.672	28.279
52.04	Plant & Equipt. - Telecommunications	140.266	42.359
52.05	Plant & Equipt. - Agricultural Machineries	68.569	76.024
52.06	Plant & Equipt. - Livestock	56.492	71.785
52.07	Plant & Equipt. - Hospital/Lab. Equipment	162.720	173.319
52.08	Plant & Equipt. - General Tools, Instruments	919.475	582.062
53.01	Purchase of Vehicles	135.303	66.577
54.01	Furniture	223.327	153.857
54.02	Office Equipment	105.063	162.801
54.03	Computers & Peripherals	125.559	143.723
55.01	Professional Services	681.446	630.149
56.01	General Provisions	0.000	0.258
61.01	Capital Grants - Individuals/Non-Profit Orgs.	752.558	891.649
61.03	Capital Grants- Revolving funds	0.000	1.348
62.01	Capital Grants - Financial Institutions	8.236	84.937
62.02	Capital Grants - Non-Financial Institutions	193.339	681.799
63.01	Acquisition of Equities/Shares	510.066	239.848
63.02	Acquisition of Debt Instruments	0.000	2,100.000
	Total of CAPITAL EXPENDITURE	18,396.920	16,668.752
	LENDING EXPENDITURE		
65.02	Loans - Enterprises	1,133.340	570.661
	Total of LENDING EXPENDITURE	1,133.340	570.661
	REPAYMENT EXPENDITURE		
70.01	Repayment of Debt Principal - Internal	13,067.758	9,311.785
70.02	Repayment of Debt Principal - External	2,903.392	2,401.553
	Total of REPAYMENT EXPENDITURE	15,971.150	11,713.338
	TOTAL EXPENDITURE	53,597.959	46,893.902

Schedule 3: SCHEDULE OF INTERNATIONAL ASSISTANCE (GRANTS) RECEIVED DURING FY 2013-2014: BY DONOR							(Nu. in million)	
DONOR	SPENDING AGENCY / DEPARTMENT	FI CODE	PROJECT NAME	IN-CASH	IN-KIND	TOTAL		
ADB	ROYAL AUDIT AUTHORITY							
	SECRETARIAT	2769	Strengthening Audit Resource Management (TA-7723)		16.821	16.821		16.821
	NATIONAL STATISTICS BUREAU							
	SECRETARIAT	2752	Third Bhutan Living Standard Survey		1.260	1.260		1.260
		2752	Third Bhutan Living Standard Survey	0.362		0.362		0.362
	NATIONAL COMMISSION FOR WOMEN & CHILDREN							
	SECRETARIAT	2715	Advancing Economic Opportunities of Women And Girls(JFPR-9155)	26.692		26.692		26.692
	BHUTAN STANDARD BUREAU							
		2366	Micro, Small & Medium Sized Enterprise Sector Dev. Project	-0.153		-0.153		-0.153
	MINISTRY OF FINANCE							
		3024	“Enhancing Development Management for Sustainable and Inclusive Growth(TA 8229)”		1.881	1.881		1.881
		2907	TA for Strengthening Public Management (TA 7724)		13.345	13.345		13.345
		2908	Developing a Revenue Administration Management Information System (TA 7881)		3.867	3.867		3.867
		3026	“Supporting Participation in the South Asia Sub regional Economic Cooperation Trade Facilitation Program(TA 8437)”		1.756	1.756		1.756
		2414	Green Power Development Project (RE-IV)		40.850	40.850		40.850
		2666	Rural Renewable Energy Development Project		0.189	0.189		0.189
		2906	TA for Capital Market Development (TA 8280)		10.198	10.198		10.198
		2910	Strengthening RMA's Regulatory Capacity for Nonbank Financial Institutions (TA 8076)		18.507	18.507		18.507
		2666	Rural Renewable Energy Development Project	53.417		53.417		53.417
		2366	Micro, Small & Medium Sized Enterprise Sector Dev. Project	27.113		27.113		27.113
		2414	Green Power Development Project (RE-IV)	19.472		19.472		19.472
	MINISTRY OF AGRICULTURE & FORESTS							

DONOR	SPENDING AGENCY / DEPARTMENT	FI CODE	PROJECT NAME	(Nu. in million)		
				IN-CASH	IN-KIND	TOTAL
		2930	R-PATA 8029 Improving Agricultural & Rural Statistics for Food Security	0.405		0.405
		2648	Farm Roads to Support Poor Farmers' Livelihoods (JFPR 9146)	34.322		34.322
	MINISTRY OF ECONOMIC AFFAIRS					
		2235	Micro, Small & Medium Enterprise Sector Development Program	-0.830		-0.830
		2844	Green Power Development Project II (TA No. - 7887)		1.452	1.452
		3027	"Promoting Clean Energy Development in Bhutan(TA 8630)"		1.485	1.485
	MINISTRY OF WORKS & HUMAN SETTLEMENT					
		2632	Road Network Project (RNP) II	453.609		453.609
		2632	Road Network Project (RNP) II		240.976	240.976
	MINISTRY OF INFORMATION & COMMUNICATIONS					
		2909	Strengthening Air Transport Regulatory & Operational Performance (TA 7945)		1.858	1.858
		2768	Air Transport Connectivity Enhancement Project (formerly Preparing Domestic Airport Improvement)		1.850	1.850
		2816	Air Transport Connectivity Enhancement Project	38.069		38.069
		2816	Air Transport Connectivity Enhancement Project	1.822		1.822
		2544	SASEC Information Highway Project	18.149		18.149
	MINISTRY OF HEALTH					
		3025	"Piloting the Design of e-Services Delivery Platform in Health Services(TA 8418)"		4.840	4.840
	MINISTRY OF EDUCATION					
		2649	Upgrading Schools & Integrated Disaster Education Project (UPSIDE-JFPR 9149)	25.561		25.561
			Total ADB	698.012	361.134	1059.147

DONOR	SPENDING AGENCY / DEPARTMENT	FI CODE	PROJECT NAME	(Nu. in million)		
				IN-CASH	IN-KIND	TOTAL
ADHOC	CENTRE FOR BHUTAN STUDIES AND GNH RESEARCH					
		1650	Adhoc Assistance for Individual Donors	1,500		1,500
	MINISTRY OF HOME & CULTURAL AFFAIRS					
		1650	Adhoc Assistance for Individual Donors	0,250		0,250
		1650	Adhoc Assistance for Individual Donors	3,276		3,276
	MINISTRY OF FINANCE					
		1650	Adhoc Assistance for Individual Donors	0,247		0,247
	MINISTRY OF AGRICULTURE & FORESTS					
		1650	Adhoc Assistance for Individual Donors	0,420		0,420
	MINISTRY OF WORKS & HUMAN SETTLEMENT					
		1650	Adhoc Assistance for Individual Donors	-0,236		-0,236
		1650	Adhoc Assistance for Individual Donors	0,678		0,678
	MINISTRY OF HEALTH					
		1650	Adhoc Assistance for Individual Donors	-0,727		-0,727
	MINISTRY OF EDUCATION					
		1650	Adhoc Assistance for Individual Donors	1,242		1,242
	MINISTRY OF LABOUR & HUMAN RESOURCES					
		1650	Adhoc Assistance for Individual Donors	-0,415		-0,415
			Total ADHOC	6,236		6,236
AUSA	ROYAL INSTITUTE OF MANAGEMENT					
		2754	Institutional Strengthening of the RIM in support of delivering in-country professional Masters Programs in Bhutan	14,111		14,111
	DZONGKHAG ADMINISTRATION, MONGAR					

DONOR	SPENDING AGENCY / DEPARTMENT	FI CODE	PROJECT NAME	(Nu. in million)		
				IN-CASH	IN-KIND	TOTAL
		2674	Reconstruction of classroom buildings, Water supply & Sanitation facilities for schools in Eastern Bhutan	0.602		0.602
	DZONGKHAG ADMINISTRATION, PEMA GATSHEL					
		2674	Reconstruction of classroom buildings, Water supply & Sanitation facilities for schools in Eastern Bhutan	2.076		2.076
	DZONGKHAG ADMINISTRATION, SAMDRUP JONGKHAR					
		2674	Reconstruction of classroom buildings, Water supply & Sanitation facilities for schools in Eastern Bhutan	-0.045		-0.045
	DZONGKHAG ADMINISTRATION, TASHIGANG					
		2674	Reconstruction of classroom buildings, Water supply & Sanitation facilities for schools in Eastern Bhutan	0.193		0.193
			Total AUSA	16.938		16.938
AUSTRALIAN HF						
	MINISTRY OF HEALTH					
		2886	CSO RENEW responsible for execution of the scholarship program in Bhutan	1.056		1.056
			Total AUSTRALIAN HF	1.056		1.056
AUSTRIAN						
	JUDICIARY					
		2846	Support to Judiciary of Bhutan, Phase II	57.800		57.800
		2486	Support to Judiciary of Bhutan	8.385		8.385
	GROSS NATIONAL HAPPINESS COMMISSION					
		2903	Capacity Building of GNH Commission Staff	0.073		0.073
	TOURISM COUNCIL OF BHUTAN					

DONOR	SPENDING AGENCY / DEPARTMENT	FI CODE	PROJECT NAME	(Nu. in million)		
				IN-CASH	IN-KIND	TOTAL
		2926	Finalisation of the Construction of Training Hotel and Rectification RITH	34,777		34,777
	MINISTRY OF HOME & CULTURAL AFFAIRS					
	MINISTRY OF FINANCE	2517	Alila Re-Construction	-0,328		-0,328
	MINISTRY OF AGRICULTURE & FORESTS	2928	HAA Organic Vegetable Farming Support Initiative	7,583		7,583
		2924	Climate Change Adaptation Potentials of Forests in Bhutan-building human capacities and knowledge base project (BC-Cap)	4,871		4,871
	MINISTRY OF ECONOMIC AFFAIRS					
		2770	Rural Electrification (RE) VII-Soe and Lingzhi	60,379		60,379
		2194	Capacity Development for Department of Energy	21,405		21,405
			Total AUSTRIAN	194,945		194,945
AUSTRILIA						
	MINISTRY OF AGRICULTURE & FORESTS					
		2142	Improving Mandarin Production in Bhutan & Australia	3,291		3,291
			Total AUSTRILIA	3,291		3,291
AVRDC						
	MINISTRY OF AGRICULTURE & FORESTS					
		3009	Improving Nutrition through Agricultural Diversification	4,018		4,018
			Total AVRDC	4,018		4,018
BF						
	MINISTRY OF HOME & CULTURAL AFFAIRS					
		2894	Adaptive Reuse of the Wangduechhoeing Palace	1,540		1,540
	MINISTRY OF HEALTH					
		2418	Bhutan foundation	0,273		0,273
			Total BF	1,813		1,813
BFH						
	MINISTRY OF HEALTH					

DONOR	SPENDING AGENCY / DEPARTMENT	FI CODE	PROJECT NAME	(Nu. in million)		
				IN-CASH	IN-KIND	TOTAL
		3004	Oral Health Program	0.454		0.454
			Total BFH	0.454		0.454
BHTF						
	MINISTRY OF HEALTH					
		1289	Bhutan Health Trust Fund	4.533		4.533
			Total BHTF	4.533		4.533
BT FEC						
	NATIONAL ENVIRONMENT COMMISSION					
		2848	Water Resource Inventory to Assess Availability of Water for Various Uses	7.264		7.264
	MINISTRY OF AGRICULTURE & FORESTS					
		2918	Securing rangeland soil carbon through community yak herding within the Thrumshingla National Park	2.283		2.283
		2873	Study on Species Composition & Distribution of Fish in Bhutan's Three Major Basins	3.733		3.733
		2884	National Forest Inventory (NFI) Data Collection from the Western Region	10.220		10.220
		2885	Natural Resource Management in the Highlands for Sustainable Livelihood and Green Economy (Laya & Sephu Gewog)	8.736		8.736
		2887	Bhutan's national animal Takin migration	0.837		0.837
		2905	Conservation of Native Tree Species through Nursery Development at Samtenling Palace Area	5.734		5.734
		2912	Examine the dietary pattern of Asiatic elephants in co-relation to crop raiding in the sub-tropical regions of Bhutan	1.197		1.197
		2913	Rural Livestock & Agricultural Crops Insurance Scheme	2.500		2.500
		2914	Establishment of Langiophakha Greenery Park-Phase II	11.904		11.904
		2510	Management Planning of Wangchuck Centennial Park Ph. II	-0.005		-0.005
		2788	Linking Tourism Biodiversity Conservation and Cultural Preservation through Eco-Campsite Development	1.266		1.266

DONOR	SPENDING AGENCY / DEPARTMENT	FI CODE	PROJECT NAME	(Nu. in million)		
				IN-CASH	IN-KIND	TOTAL
		2842	Comprehensive Assessment of Climate Change Impacts on Endemic Plant Diversity	4.720		4.720
		2922	Integrating Payment for Environmental Services (PES) and REDD+ in Bhutan	2.948		2.948
		2986	Strengthening Resource Monitoring, Patrolling & Service Delivery of Jigme Dorji National Park	7.700		7.700
		2987	Improve Management Efficiency of Bundeling Wildlife Sanctuary through Integrated & Participatory Approach	5.101		5.101
		2988	Enhance Efficiency and Initiate Sustainability of Wangchuk Centennial Park	2.355		2.355
		2989	Reviving Degraded Rangelands in the Northern Frontier through SLM technologies involving Yak Herding Communities	2.371		2.371
		2991	14th ISE International Congress of Ethnobiology in 2014 towards promotion of Bio-cultural Diversity Conservation at UWIC	3.300		3.300
		2997	"Implementation of the Conservation Management Plan of Toorsa Strict Nature Reserve (TSNR)"	1.912		1.912
		3003	Development of Biomass Equations to estimate Biomass for assessing National Carbon Stock of Bhutan	1.457		1.457
	MINISTRY OF ECONOMIC AFFAIRS	2743	Improved Fuelwood Cook Stove	1.619		1.619
	DZONGKHAG ADMINISTRATION, PUNAKHA	2562	Development of Chhubu Tsachu	0.263		0.263
	DZONGKHAG ADMINISTRATION, WANGDUE PHODRANG	2741	Piloting Integrated Solid Waste Management in Bajothang	2.203		2.203
CDC, USA			Total BTFEC	91.617		91.617

DONOR	SPENDING AGENCY / DEPARTMENT	FI CODE	PROJECT NAME	(Nu. in million)		
				IN-CASH	IN-KIND	TOTAL
	MINISTRY OF HEALTH	2946	Avian and pandemic influenza preparedness and response	6.155		6.155
			Total CDC, USA	6.155		6.155
CU:USA	MINISTRY OF AGRICULTURE & FORESTS					
		2236	Development Broad Program of Tree - Ring Research Capacity Building in Bhutan	0.243		0.243
			Total CU:USA	0.243		0.243
DANIDA	NATIONAL ASSEMBLY OF BHUTAN					
		3017	Support to National Assembly Secretariat (TSP)	2.809		2.809
	ANTI-CORRUPTION COMMISSION					
		2942	Ethics and Integrity Management Programme (ACC)	5.644		5.644
	ELECTION COMMISSION OF BHUTAN					
		2520	Support to Democratic Governance Institution	-0.460		-0.460
	CABINET SECRETARIAT					
		2830	Establishment of a Secretariat for the New Development Paradigm on Wellbeing and Happiness	-7.345		-7.345
	BHUTAN OLYMPIC COMMITTEE					
		2839	Support to Bhutan Olympic Committee (TSP)	2.737		2.737
	NATIONAL LAND COMMISSION					
		2211	Support to National Land Commission	0.410		0.410
	GROSS NATIONAL HAPPINESS COMMISSION					
		2553	Institutional Strengthening of GNHC Secretariat	0.610		0.610
		2760	Support to Integration of Planning Budgeting Accounting system under TSP (PFU GNHC)	18.691		18.691
		2761	Support to Developing Research Capacity under TSP (RED GNHC)	5.660		5.660
	ROYAL UNIVERSITY OF BHUTAN					

DONOR	SPENDING AGENCY / DEPARTMENT	FI CODE	PROJECT NAME	(Nu. in million)		
				IN-CASH	IN-KIND	TOTAL
	NATIONAL STATISTICS BUREAU	2812	Transition Support Program (TSP): RUB	4,181		4,181
	MINISTRY OF HOME & CULTURAL AFFAIRS	2759	Support to Developing Environmental Statistical & Accounting capacity under TSP (NSB)	11,365		11,365
		2519	Good Governance Support Programme (Phase III) Civil Society	-0,006		-0,006
		2831	Integration of Biometric Feature into the existing Immigration Information and Monitoring System (IIMS)	5,188		5,188
		2372	Local Governance support programme	96,241		96,241
		2940	Budget Support under Local Governance Sustainable Development Programme (LGSDP, DLG)	244,999		244,999
		2941	Capacity Development Support under Local Governance Sustainable Development Programme (LGSDP, DLG)	124,370		124,370
	MINISTRY OF WORKS & HUMAN SETTLEMENT	2990	The Capacity Building of DoR (TSP)	4,859		4,859
	MINISTRY OF HEALTH	2948	Transition Support Programme (TSP)	11,108		11,108
	MINISTRY OF LABOUR & HUMAN RESOURCES	2242	Social Sector Programme Support - Component 2 MoLHR	-2,519		-2,519
Dante-UK			Total DANIDA	528,541		528,541
	MINISTRY OF INFORMATION & COMMUNICATIONS	2532	Advanced Network Technology to Europe	0,348		0,348
DIPD	ELECTION COMMISSION OF BHUTAN	3005	Total Dante-UK	0,348		0,348
			Support to Democracy Clubs in Bhutan	5,905		5,905

DONOR	SPENDING AGENCY / DEPARTMENT	FI CODE	PROJECT NAME	(Nu. in million)		
				IN-CASH	IN-KIND	TOTAL
EIS			Total DIPD	5,905		5,905
	MINISTRY OF ECONOMIC AFFAIRS					
EURCO		2595	Enhance integrated Framework	9,239		9,239
			Total EIS	9,239		9,239
	NATIONAL ENVIRONMENT COMMISSION					
	MINISTRY OF AGRICULTURE & FORESTS	2838	Low Emission Capacity Building Program	13,054		13,054
		2927	Climate Change Adaptation in the Renewable Natural Resources Sector	60,109		60,109
		2705	Renewable Natural Resources Sector Programme (RNRSP)	137,673		137,673
	MINISTRY OF WORKS & HUMAN SETTLEMENT					
		2809	SUNYA - Towards Zero Waste in South Asia Project	2,323		2,323
FAO			Total EURCO	213,159		213,159
	MINISTRY OF AGRICULTURE & FORESTS					
		2775	School Agriculture Program (SAP) and F2S	0,100		0,100
		2832	Participatory Conservation & Utilization of Rice Genetic Resources for Livelihood and Food Security	6,524		6,524
		2944	Emergency Assist. for Surveillance of Influenza A (H7N9) virus in poultry & animal population in South East Asia and SA Region	4,015		4,015
		2934	Support to formalization of the draft Forest and Nature Conservation Act (FNCA) 2012	0,170		0,170
GAVI		2775	School Agriculture Program (SAP) and F2S	1,825		1,825
			Total FAO	12,635		12,635

DONOR	SPENDING AGENCY / DEPARTMENT	FI CODE	PROJECT NAME	(Nu. in million)		
				IN-CASH	IN-KIND	TOTAL
	MINISTRY OF HEALTH	2296	health system strengthening	2,564		2,564
GEF			Total GAVI	2,564		2,564
	GROSS NATIONAL HAPPINESS COMMISSION					
	MINISTRY OF HOME & CULTURAL AFFAIRS	2707	GEF Country Support Programme	0.574		0.574
	MINISTRY OF AGRICULTURE & FORESTS	2294	GLOF Projects	1.744		1.744
		2594	Implementation of BIO Safety Framework Implemented by BAFRA	12.852		12.852
		2013	Sustainable Land Management Project	-0.021		-0.021
		2916	NAP Alignment and UNCCD Reporting 2012 Project	7.652		7.652
	MINISTRY OF ECONOMIC AFFAIRS					
		2294	GLOF Projects	0.683		0.683
		2294	GLOF Projects	15.693		15.693
GEATM			Total GEF	39,176		39,176
	MINISTRY OF HEALTH					
		2574	CCM/PCM Secretariat Funding for Bhutan	5.691		5.691
		2771	To reduce the impact of HIV on MSM populations in South Asia	-1.366		-1.366
		2112	A Renewed Strategy to Reduce Tuberculosis Burden Ph II	-1.221		-1.221
		2166	Strengthening Quality TB Control in Bhutan	12.632		12.632
		2207	Scaling up HIV Prevention Services among Youth & Other Vulnerable Population Groups through Multi Se	35,745		35,745
		2342	Strengthening Malaria Prevention and Control in Bhutan	8,567		8,567
			Total GEATM	60,049		60,049

DONOR	SPENDING AGENCY / DEPARTMENT	FI CODE	PROJECT NAME	(Nu. in million)		
				IN-CASH	IN-KIND	TOTAL
GOI						
	COUNCIL FOR RELIGIOUS AFFAIRS					
		2274	Expansion of Tingo Buddhist College	60,000		60,000
	JUDICIARY					
		2275	Construction of Anim Sherda (Nunnery), Mongar	20,000		20,000
		2272	Construction of Supreme Court	349,972		349,972
	ROYAL CIVIL SERVICE COMMISSION					
		2635	Nehru-Wangchuk Scholarship	21,470		21,470
	ANTI-CORRUPTION COMMISSION					
		2278	Strengthening of Office for Anti-Corruption Commission	3,000		3,000
	ELECTION COMMISSION OF BHUTAN					
		2277	Strengthening of Office for Election Commission	26,000		26,000
	ROYAL AUDIT AUTHORITY					
		2276	Strengthening Royal Audit Authority	27,320		27,320
	MINISTRY OF HOME & CULTURAL AFFAIRS					
		2558	Small Development Projects	220,330		220,330
	MINISTRY OF AGRICULTURE & FORESTS					
		1894	Strengthening of Livestock Development Initiative	-40,000		-40,000
		2245	Marketing Programme	1,956		1,956
	MINISTRY OF ECONOMIC AFFAIRS					
		0212	Hydro meteorological Services for GOI	14,805		14,805
		2264	Power Transmission programme	-7,000		-7,000
		2286	DRP of Kholongchhu (Gomkora) HEP (600 MW)	1,606		1,606
		2287	Update of Sunkosh 2560 MW DRP & EIA including preparation of pre-construction survey report	9,524		9,524
		2556	DPR preparation of 570 MW Wangchhu Hydroelectric Project	1,514		1,514
		2554	DPR preparation for kuri-gongri hydroelectric project (2640 MW)	31,747		31,747

DONOR	SPENDING AGENCY / DEPARTMENT	FI CODE	PROJECT NAME	(Nu. in million)		
				IN-CASH	IN-KIND	TOTAL
		0212	Hydro meteorological Services for GOI	5,561		5,561
	MINISTRY OF WORKS & HUMAN SETTLEMENT					
		2257	Gyelposhing - Nanglam Road	703,099		703,099
		2258	Gomphu-Panbang Road	268,600		268,600
		2262	Widening Gelephu -Trongsa Highway	165,000		165,000
		2263	Widening Gelephu -Wangdue Highway	191,237		191,237
		2268	Permanent River Protection at Paro Airport	34,200		34,200
	MINISTRY OF INFORMATION & COMMUNICATIONS					
		2268	Permanent River Protection at Paro Airport	106,800		106,800
		2269	Improved Communication & Navigation Aid Technology for Paro Airport	66,200		66,200
		2270	Enhancement of Emergency Response Capability/Expansion of Paro Airport	155,000		155,000
		2564	Total Solution Project	130,000		130,000
		2267	Implementation of National Broadband Master-Plan	54,000		54,000
	MINISTRY OF HEALTH					
		2246	Construction of Public Health Laboratory	73,870		73,870
		2246	Construction of Public Health Laboratory	18,000		18,000
		2248	Construction of Gelephu Regional Referral Hospital (150 beds)	10,000		10,000
		2249	Reconstruction of Samtse Hospital (40 beds)	83,000		83,000
	MINISTRY OF EDUCATION					
		2252	Undergraduate Scholarships in Critical fields & areas (425 Scholarships)	10,900		10,900
		1779	Sherubise College Lectures - Colombo Plan (8th Plan Spillover)	1,835		1,835
	MINISTRY OF LABOUR & HUMAN RESOURCES					

DONOR	SPENDING AGENCY / DEPARTMENT	FI CODE	PROJECT NAME	(Nu. in million)		
				IN-CASH	IN-KIND	TOTAL
		2254	Construction of 3 new Vocational Training Institute and 1 Institute of Zorig Chusum	129,000		129,000
	DZONGKHAG ADMINISTRATION, HAA	2271	Development of Haa Town	9,530		9,530
GOI (O)			Total GOI	2958,075		2958,075
	MINISTRY OF FINANCE	2935	Economic Stimulus Plan	4200,000		4200,000
GOI10FYP			Total GOI (O)	4200,000		4200,000
	COUNCIL FOR RELIGIOUS AFFAIRS	2421	Construction of New Zhirim Lobdra	11,200		11,200
		2580	Construction of New Zhirim Lobdra at Phochu Dumra	17,440		17,440
	OFFICE OF THE ATTORNEY GENERAL	2487	Strengthening of Office of Attorney General	35,000		35,000
	ROYAL INSTITUTE OF MANAGEMENT	2430	Infrastructure Development for RIM	56,117		56,117
	ROYAL UNIVERSITY OF BHUTAN	2459	Paro College of Education	4,505		4,505
		2460	College of Natural Resources	54,669		54,669
		2461	Jigme Namgyel Polytechnic, Kharbandi	81,272		81,272
		2462	Gedu College of Business Studies	6,914		6,914
		2464	National Institute of Traditional Medicine	20,424		20,424
	THROMDEYS	2620	Zitakha LSS	5,080		5,080
	UNIVERSITY OF MEDICAL SCIENCES OF BHUTAN	2464	National Institute of Traditional Medicine	14,239		14,239
		2463	Royal Institute of Health Sciences	23,181		23,181
	MINISTRY OF HOME & CULTURAL AFFAIRS					

DONOR	SPENDING AGENCY / DEPARTMENT	FI CODE	PROJECT NAME	(Nu. in million)		
				IN-CASH	IN-KIND	TOTAL
		2422	Construction of Pema Gatshei Dzong	45.000		45.000
		2426	Construction of Dratshang & Renovation of Dzong, Lhuentse	46.378		46.378
		2427	Construction of National Conservation Lab. Thimphu at Cultural Centre Site	-16.378		-16.378
	MINISTRY OF FINANCE					
		2361	Programme Grant (GOI 10th Plan)	850.000		850.000
		2361	Programme Grant (GOI 10th Plan)	775.000		775.000
	MINISTRY OF WORKS & HUMAN SETTLEMENT					
		2797	Construction of Rafee-Khosla Bypass Road	192.300		192.300
	MINISTRY OF HEALTH					
		2383	Establishment of Medical College(BHIMS)	-37.420		-37.420
	MINISTRY OF EDUCATION					
		2621	Up gradation of Udzorung LSS to Middle Secondary School	9.012		9.012
		2740	Upgradation of Thrimshing MSS	8.682		8.682
		2617	Construction of Yelchen Middle Secondary School	11.222		11.222
		2618	Expansion/Boarding Component of Lobesa Middle Secondary School	0.513		0.513
		2475	Genekha HSS Construction, Thimphu	32.142		32.142
		2476	Kinzaling MSS Construction, Tongzhang, Trashi Yangtse	23.332		23.332
		2469	Pangserpo PS Construction, Drujegang Dagana	15.715		15.715
		2471	Minjey MSS Construction, Lhuentse	43.418		43.418
		2473	Phunshothang HSS Construction, Samdrup Jongkhar	27.927		27.927
		2444	Pasakha MSS Construction	15.440		15.440
		2445	Sarpang LSS Construction	0.306		0.306
		2446	Gyensa LSS Construction	0.123		0.123
	DZONGKHAG ADMINISTRATION, SAMTSE					
		2474	Upgradation of Peljorling MSS, Sibsoo, Samtse	0.350		0.350
		2619	Gumtse MSS	7.779		7.779

DONOR	SPENDING AGENCY / DEPARTMENT	FI CODE	PROJECT NAME	(Nu. in million)		
				IN-CASH	IN-KIND	TOTAL
	DZONGKHAG ADMINISTRATION, BUMTHANG	2467	Upgradation of Tang LSS to MSS, Bumthang	4.450		4.450
	DZONGKHAG ADMINISTRATION, SARPANG	2451	Gelephu Lower Secondary School	2.500		2.500
	DZONGKHAG ADMINISTRATION, MONGAR	2472	Gyelpozhing HSS, Mongar	8.675		8.675
			Total GOI10FYF	2396.505		2396.505
GOI11FYF						
	ROYAL CIVIL SERVICE COMMISSION	2973	HQ Office for RCSC	10.000		10.000
	ROYAL INSTITUTE OF MANAGEMENT	2976	Royal Institute of Governance and Strategic Studies	50.000		50.000
	ROYAL UNIVERSITY OF BHUTAN	2951	Development of Infrastructure and Teaching, GCBS	6.100		6.100
		2952	Development of Infrastructure and Teaching, CST	2.000		2.000
		2953	Development of Infrastructure and Teaching, SC	12.950		12.950
		2954	Development of Infrastructure And Teaching, SCE	1.400		1.400
		2955	Enhancement of Research, Learning and Training Resources	5.650		5.650
	THROMDEYS	2893	SDP, GOI	9.926		9.926
	MINISTRY OF HOME & CULTURAL AFFAIRS	2962	Infrastructure Development of Fire Service Division	7.640		7.640
		2982	Conservation Of Lingzhi Dzong	5.000		5.000
		2966	Construction of Sarpang Dzong	20.000		20.000
		2967	Conservation of Tashigang Dzong	36.000		36.000
		2968	Reconstruction of Paro Ta Dzong	6.000		6.000
		2969	Conservation of Phajoding Lhakhang	20.000		20.000
		2970	Conservation of Gasa Dzong	10.000		10.000
		2949	Wangdiphodrang Dzong Reconstruction Project	100.000		100.000

DONOR	SPENDING AGENCY / DEPARTMENT	FI CODE	PROJECT NAME	(Nu. in million)		
				IN-CASH	IN-KIND	TOTAL
	MINISTRY OF FINANCE	2893	SDP, GOI	17,520		17,520
	MINISTRY OF AGRICULTURE & FORESTS	2971	HQ Office for MOAF	17,500		17,500
		2963	Improvement of Irrigation Infrastructure and Arable Land Development	29,000		29,000
		2965	Livestock Support Project	42,000		42,000
		2964	Strengthening of Agriculture Marketing and Trade	5,000		5,000
	MINISTRY OF WORKS & HUMAN SETTLEMENT	2893	SDP, GOI	89,610		89,610
		2893	SDP, GOI	15,000		15,000
	MINISTRY OF HEALTH	2957	Rehabilitation Centres	18,800		18,800
		2957	Rehabilitation Centres	16,000		16,000
		2959	Vector Borne Disease Control Program	4,000		4,000
		2960	Construction of GMP Production Facility	7,200		7,200
		2957	Rehabilitation Centres	-8,000		-8,000
		2958	Construction of Hospital, Dewathang	11,000		11,000
		2956	Tsirang Hospital	1,500		1,500
	MINISTRY OF EDUCATION	2972	HQ Office for MOF	4,500		4,500
		2950	Undergraduate Scholarship	138,000		138,000
	DZONGKHAG ADMINISTRATION, CHHUKHA	2893	SDP, GOI	14,535		14,535
		2893	SDP, GOI	14,400		14,400
		2893	SDP, GOI	13,998		13,998
	DZONGKHAG ADMINISTRATION, HAA	2893	SDP, GOI	27,000		27,000

DONOR	SPENDING AGENCY / DEPARTMENT	FI CODE	PROJECT NAME	(Nu. in million)		
				IN-CASH	IN-KIND	TOTAL
	DZONGKHAG ADMINISTRATION, PARO	2893	SDP, GOI	6,000		6,000
	DZONGKHAG ADMINISTRATION, SAMTSE	2893	SDP, GOI	11,374		11,374
	DZONGKHAG ADMINISTRATION, DAGANA	2893	SDP, GOI	42,318		42,318
	DZONGKHAG ADMINISTRATION, PUNAKHA	2893	SDP, GOI	6,000		6,000
	DZONGKHAG ADMINISTRATION, SARPANG	2893	SDP, GOI	5,858		5,858
	DZONGKHAG ADMINISTRATION, ZHEMGANG	2893	SDP, GOI	20,049		20,049
	DZONGKHAG ADMINISTRATION, TONGSA	2893	SDP, GOI	28,350		28,350
	DZONGKHAG ADMINISTRATION, MONGAR	2893	SDP, GOI	13,500		13,500
	DZONGKHAG ADMINISTRATION, PEMA GATSHEL	2893	SDP, GOI	6,336		6,336
	DZONGKHAG ADMINISTRATION, SAMDRUP JONGKHAR	2893	SDP, GOI	11,571		11,571
		2893	SDP, GOI	59,160		59,160
		2893	SDP, GOI	12,112		12,112
		2893	SDP, GOI	18,750		18,750

DONOR	SPENDING AGENCY / DEPARTMENT	FI CODE	PROJECT NAME	(Nu. in million)		
				IN-CASH	IN-KIND	TOTAL
		2893	SDP, GOI	24,343		24,343
		2893	SDP, GOI	14,400		14,400
	DZONGKHAG ADMINISTRATION, THIMPHU	2893	SDP, GOI	25,200		25,200
		2893	SDP, GOI	11,916		11,916
	DZONGKHAG ADMINISTRATION, GASA	2893	SDP, GOI	3,780		3,780
	DZONGKHAG ADMINISTRATION, TASHI YANGTSE	2893	SDP, GOI	8,034		8,034
			Total GOIIFYP	1129,850		1129,850
HCP						
	MINISTRY OF HEALTH	1934	Primary Eye Care II	0,585		0,585
		1934	Primary Eye Care II	3,726		3,726
			Total HCP	4,311		4,311
HCT						
	MINISTRY OF HEALTH	2975	Donation From Mr Chen Huan SC	1,431		1,431
		2975	Donation From Mr Chen Huan SC	1,358		1,358
			Total HCT	2,789		2,789
HELVETAS						
	MINISTRY OF HOME & CULTURAL AFFAIRS	2849	Support to Local Governance (Phase II)	8,000		8,000
	MINISTRY OF AGRICULTURE & FORESTS	2577	Support to Rural Development Training Center Phase III	4,500		4,500
		2793	Rural Livelihood Project Phase II	34,900		34,900
		2173	Participatory Forest Management Project, Phase II	-0,532		-0,532
	MINISTRY OF EDUCATION	2794	Support to Education in Rural Bhutan	14,924		14,924

DONOR	SPENDING AGENCY / DEPARTMENT	FI CODE	PROJECT NAME	(Nu. in million)		
				IN-CASH	IN-KIND	TOTAL
		2794	Support to Education in Rural Bhutan	15.480		15.480
	MINISTRY OF LABOUR & HUMAN RESOURCES					
		2897	Occupational Skill Development for the Construction Sectors in Bhutan (OSD4CS) Phase I	6.200		6.200
			Total HELYETAS	83.473		83.473
HSI						
	MINISTRY OF AGRICULTURE & FORESTS					
		2521	Dog Population and Rabies Control Project	2.489		2.489
		2521	Dog Population and Rabies Control Project		8.933	8.933
			Total HSI	2.489	8.933	11.422
ICIMD						
	MINISTRY OF AGRICULTURE & FORESTS					
		2150	Medicinal Plants & Herbs Dev. Sustainable Supply Chain & Enhancing Rural Livelihood in E. Himalayas	-0.890		-0.890
		2923	Kangchenjunga Landscape Conservation and Development Initiative (KLCDI)	3.386		3.386
	MINISTRY OF ECONOMIC AFFAIRS					
		2738	Establishment of a Regional Flood Information System in the Hindu-Kush Himalayan Region (HKH-HYCOS)	1.843		1.843
			Total ICIMD	4.339		4.339
IDA						
	NATIONAL STATISTICS BUREAU					
		2725	Statistical Capacity Building Project	0.925		0.925
	MINISTRY OF FINANCE					
		2724	Strengthening Institutional Capacity of Druk Holding and Investments (DHI)	5.842		5.842
	MINISTRY OF AGRICULTURE & FORESTS					
		2713	Additional Financing to the Decentralized Rural Development Project	77.505		77.505

DONOR	SPENDING AGENCY / DEPARTMENT	FI CODE	PROJECT NAME	(Nu. in million)		
				IN-CASH	IN-KIND	TOTAL
		2713	Additional Financing to the Decentralized Rural Development Project	0.800		0.800
	MINISTRY OF WORKS & HUMAN SETTLEMENT					
		2860	Thimphu Strategic Cultural Heritage & Sustainable Tourism Plan & Implementation of Priority Actions	5.020		5.020
	MINISTRY OF INFORMATION & COMMUNICATIONS					
	MINISTRY OF LABOUR & HUMAN RESOURCES	2163	Private Sector Development Project	8.179		8.179
		2665	Institutional Strengthening of Ministry of Labor and Human Resources	3.500		3.500
	DZONGKHAG ADMINISTRATION, WANGDUE PHODRANG					
		2713	Additional Financing to the Decentralized Rural Development Project	5.000		5.000
IFAD			Total IDA	106.771		106.771
	MINISTRY OF AGRICULTURE & FORESTS					
		2718	Market Access and Growth Intensification Project(MAGIP)	0.760		0.760
		2718	Market Access and Growth Intensification Project(MAGIP)	29.897		29.897
IFRC			Total IFAD	30.657		30.657
	MINISTRY OF HOME & CULTURAL AFFAIRS					
		2939	The Community-Based Disaster Risk Management (CBDRM)	1.495		1.495
INBAR			Total IFRC	1.495		1.495
	MINISTRY OF AGRICULTURE & FORESTS					

DONOR	SPENDING AGENCY / DEPARTMENT	FI CODE	PROJECT NAME	(Nu. in million)		
				IN-CASH	IN-KIND	TOTAL
		2836	Bamboo for Sustainable Construction and Rural Value Chain Development in Bhutan	0.925		0.925
ITU			Total INBAR	0.925		0.925
	MINISTRY OF INFORMATION & COMMUNICATIONS					
		2782	MOBILE APPLICATIONS WORKSHOP		2.046	2.046
IUCN			Total ITU		2.046	2.046
	MINISTRY OF AGRICULTURE & FORESTS					
		3033	The Bhutan Red List Partnership	0.365		0.365
JAPAN			Total IUCN	0.365		0.365
	MINISTRY OF HOME & CULTURAL AFFAIRS					
		3012	GGP: Supply of Patrol cars at Community Police Centers in Thimphu City	4.817		4.817
	MINISTRY OF FINANCE					
		3011	GGP: Supply of Recycled Compactor Trucks in Thimphu City	5.169		5.169
	MINISTRY OF AGRICULTURE & FORESTS					
	DZONGKHAG ADMINISTRATION, BUMTHANG	2807	Ramsar Small Grant Fund	0.746		0.746
		3013	GGP: Introduction of Compactor Truck and Vacuum Truck in Chamkhar Municipality in Bumthang Dzongkhag	2.687		2.687
MacA-USA			Total JAPAN	13.419		13.419
	MINISTRY OF AGRICULTURE & FORESTS					
		2675	Climate summit for living Himalayan	13.151		13.151
MHPA			Total MacA-USA	13.151		13.151

DONOR	SPENDING AGENCY / DEPARTMENT	FI CODE	PROJECT NAME	(Nu. in million)		
				IN-CASH	IN-KIND	TOTAL
	MINISTRY OF AGRICULTURE & FORESTS					
		2915	Conservation of the Endangered Golden Mahaseer (Tor putitora)	3,000		3,000
		2915	Conservation of the Endangered Golden Mahaseer (Tor putitora)	2,588		2,588
		2871	Compensatory Afforestation along Mangdechhu Catchment	3,630		3,630
		3008	Conservation and Sustainable Management of Mangdechhu Watershed	7,750		7,750
	MINISTRY OF ECONOMIC AFFAIRS					
		2992	Institutional Strengthening & Setting up of GLOF Early Warning & Rainstorm Flood Forecasting in Mangdechhu & Chamkharchhu Basin	6,639		6,639
	DZONGKHAG ADMINISTRATION, TONGSA					
		2993	To implement various Schemes, emanating from Environment Impact Assessment/Environment Management Plan of MHPA	20,369		20,369
			Total MHPA	43,976		43,976
MSHR, AUSTRALIA						
	MINISTRY OF HEALTH					
		2917	Parasite clearance and recurrence rates among patients with Vivax Malaria on Chloroquine & Primaquine therapy	1,881		1,881
			Total MSHR, AUSTRALIA	1,881		1,881
MU						
	MINISTRY OF AGRICULTURE & FORESTS					
		2899	Services related to Collaborative Investigation Projects	2,102		2,102
			Total MU	2,102		2,102
NETO						
	ROYAL CIVIL SERVICE COMMISSION					
		2352	Sustainable Human Resource Development - Phase II	15,000		15,000

DONOR	SPENDING AGENCY / DEPARTMENT	FI CODE	PROJECT NAME	(Nu. in million)		
				IN-CASH	IN-KIND	TOTAL
	GROSS NATIONAL HAPPINESS COMMISSION					
		2323	HRD for GNHC	15,276		15,276
			Total NETO	30,276		30,276
NIAID, USA						
	MINISTRY OF AGRICULTURE & FORESTS					
		2753	Influenza Research and Surveillance	1,088		1,088
			Total NIAID, USA	1,088		1,088
NORDIC						
	MINISTRY OF AGRICULTURE & FORESTS					
		1337	On farm PGR conservation in Bhutan (BUCAP)	1,496		1,496
		1337	On farm PGR conservation in Bhutan (BUCAP)	1,563		1,563
			Total NORDIC	3,059		3,059
NORWAY						
	MINISTRY OF ECONOMIC AFFAIRS					
		2821	Strengthening of the Energy Sector - Phase IV		12,925	12,925
		2821	Strengthening of the Energy Sector - Phase IV	62,813		62,813
			Total NORWAY	62,813	12,925	75,738
PHPA						
	MINISTRY OF AGRICULTURE & FORESTS					
		2605	Compensatory Afforestation Project along Punatsangchu Valley	2,415		2,415
		3021	Green Bhutan funded by PHPA, MHPA and BPC	3,000		3,000
			Total PHPA	5,415		5,415
READ						
	MINISTRY OF FINANCE					
		2855	READ Bhutan: Rural Education and Development	12,946		12,946
			Total READ	12,946		12,946
REPKOREA						
	MINISTRY OF HOME & CULTURAL AFFAIRS					

DONOR	SPENDING AGENCY / DEPARTMENT	FI CODE	PROJECT NAME	(Nu. in million)		
				IN-CASH	IN-KIND	TOTAL
		2763	Development of National Inventory System of Intangible Cultural Heritage in Bhutan	1.787		1.787
			Total REPKOREA	1.787		1.787
SCF/USA	MINISTRY OF EDUCATION					
		2947	Support to School Based Disaster Preparedness (SBDP) through the Department of School Education, MoE	3.122		3.122
		3010	Support to Adolescent Non Formal Education Programs through the DYS, MoE	1.402		1.402
			Total SCF/USA	4.524		4.524
SDC	JUDICIARY					
		2485	Support to Judiciary of Bhutan	16.808		16.808
		2485	Support to Judiciary of Bhutan	17.540		17.540
	ANTI-CORRUPTION COMMISSION					
		2932	DG+ Democratic Governance Programme	24.000		24.000
		2359	Good Governance Support to Anti-Corruption Commission	44.823		44.823
	GROSS NATIONAL HAPPINESS COMMISSION					
		2932	DG+ Democratic Governance Programme	1.110		1.110
	TOURISM COUNCIL OF BHUTAN					
		2994	BMMHP Bhutan Middle Management Hotel Phase III	1.606		1.606
	MINISTRY OF HOME & CULTURAL AFFAIRS					
		2656	Support to One-Stop Shop Service Delivery	19.511		19.511
	MINISTRY OF AGRICULTURE & FORESTS					
		2929	Participatory Forest Management and Co-operation (PFMP)	17.115		17.115
	MINISTRY OF INFORMATION & COMMUNICATIONS					
		2932	DG+ Democratic Governance Programme	18.900		18.900

DONOR	SPENDING AGENCY / DEPARTMENT	FI CODE	PROJECT NAME	(Nu. in million)		
				IN-CASH	IN-KIND	TOTAL
		2932	DG+ Democratic Governance Programme	7,350		7,350
	MINISTRY OF EDUCATION					
		2932	DG+ Democratic Governance Programme	7,044		7,044
			Total SDC	175,806		175,806
SDF						
	NATIONAL COMMISSION FOR WOMEN & CHILDREN					
		2840	South Asia Initiative to End Violence Against Children (SAIEVAC)	2,755		2,755
	MINISTRY OF AGRICULTURE & FORESTS					
		2938	Post-Harvest Value Addition and Management of Horticultural Crops in Production Catchments of SAARC Countries	0,092		0,092
	MINISTRY OF INFORMATION & COMMUNICATIONS					
		2727	Empowering Rural Communities: Reaching the Unreached	0,299		0,299
		2727	Empowering Rural Communities: Reaching the Unreached	12,683		12,683
	MINISTRY OF HEALTH					
		2814	Strengthening of Maternal and Child Health including Immunization	7,422		7,422
			Total SDF	23,251		23,251
SDS						
	GROSS NATIONAL HAPPINESS COMMISSION					
		1305	Operational Budget (AKV) of SDS	6,001		6,001
	MINISTRY OF LABOUR & HUMAN RESOURCES					
		2509	HRD for Private Sector	-0,770		-0,770
			Total SDS	5,231		5,231
SEARICE						
	MINISTRY OF AGRICULTURE & FORESTS					

DONOR	SPENDING AGENCY / DEPARTMENT	FI CODE	PROJECT NAME	(Nu. in million)		
				IN-CASH	IN-KIND	TOTAL
		2925	Baseline Research and Establishment of a Strategic Action Plan (SAP) for On-Farm Conservation	1.758		1.758
TF			Total SEARICE	1.758		1.758
	MINISTRY OF INFORMATION & COMMUNICATIONS					
		2866	ICT Development Project		39,000	39,000
			Total TF		39,000	39,000
UFS						
	MINISTRY OF FINANCE					
		2000	Unidentified Financing Sources (External)	4,249		4,249
			Total UFS	4,249		4,249
UNCDF						
	MINISTRY OF FINANCE					
		2551	Saving led Financial Inclusive Project (Micro Finance)	8,817		8,817
			Total UNCDF	8,817		8,817
UNDP						
	JUDICIARY					
		2410	ENHANCE HUMAN CAPACITY OF OAG TO COMBAT CORRUPTION	2,433		2,433
	NATIONAL ENVIRONMENT COMMISSION					
	ROYAL UNIVERSITY OF BHUTAN					
		2881	HCFC Phase-out Management Plan for Bhutan	2,515		2,515
		2882	Support for Strengthening of Parliamentary Democracy in Bhutan	2,555		2,555
	MINISTRY OF FINANCE					
		1007	Small Grants Programme	3,284		3,284
	MINISTRY OF AGRICULTURE & FORESTS					
		2785	REDD + Readiness Strategy	2,730		2,730
		1007	Small Grants Programme	0,781		0,781

DONOR	SPENDING AGENCY / DEPARTMENT	FI CODE	PROJECT NAME	(Nu. in million)		
				IN-CASH	IN-KIND	TOTAL
	MINISTRY OF WORKS & HUMAN SETTLEMENT					
		2786	National Human Settlement Policy	-0.127		-0.127
		2786	National Human Settlement Policy	0.532		0.532
	DZONGKHAG ADMINISTRATION, CHHUKHA					
		1007	Small Grants Programme	0.162		0.162
	BONGO GEWOG, CHHUKHA					
		1007	Small Grants Programme	0.671		0.671
	DZONGKHAG ADMINISTRATION, HAA					
		1007	Small Grants Programme	1.651		1.651
	DZONGKHAG ADMINISTRATION, PARO					
		1007	Small Grants Programme	0.621		0.621
	DZONGKHAG ADMINISTRATION, SAMTSE					
		1007	Small Grants Programme	0.324		0.324
	SAMTSE GEWOG, SAMTSE					
		1007	Small Grants Programme	0.434		0.434
	DZONGKHAG ADMINISTRATION, TSIRANG					
		1007	Small Grants Programme	0.868		0.868
		1007	Small Grants Programme	0.505		0.505
	DZONGKHAG ADMINISTRATION, DAGANA					
		1007	Small Grants Programme	0.184		0.184
	DZONGKHAG ADMINISTRATION, PUNAKHA					
		1007	Small Grants Programme	0.145		0.145
	DZONGKHAG ADMINISTRATION, WANGDUE PHODRANG					
		1007	Small Grants Programme	0.824		0.824
		1007	Small Grants Programme	0.209		0.209
		1007	Small Grants Programme	1.691		1.691
	DZONGKHAG ADMINISTRATION, BUMTHANG					

DONOR	SPENDING AGENCY / DEPARTMENT	FI CODE	PROJECT NAME	(Nu. in million)		
				IN-CASH	IN-KIND	TOTAL
		1007	Small Grants Programme	0.309		0.309
	DZONGKHAG ADMINISTRATION, ZHEMGANG					
		1007	Small Grants Programme	1.191		1.191
	DZONGKHAG ADMINISTRATION, TONGSA					
		1007	Small Grants Programme	0.668		0.668
		1007	Small Grants Programme	0.541		0.541
	DZONGKHAG ADMINISTRATION, LHUDENTSE					
		1007	Small Grants Programme	0.179		0.179
	DZONGKHAG ADMINISTRATION, MONGAR					
		1007	Small Grants Programme	0.589		0.589
		1007	Small Grants Programme	0.810		0.810
		1007	Small Grants Programme	1.113		1.113
	DZONGKHAG ADMINISTRATION, PEMA GATSHEL					
		1007	Small Grants Programme	0.919		0.919
		1007	Small Grants Programme	1.277		1.277
	DZONGKHAG ADMINISTRATION, SAMDRUP JONGKHAR					
		1007	Small Grants Programme	1.153		1.153
		1007	Small Grants Programme	2.111		2.111
	SAMRANG GEWOG, SAMDUP JONGKHAR					
		1007	Small Grants Programme	1.013		1.013
	DZONGKHAG ADMINISTRATION, TASHIGANG					
		1007	Small Grants Programme	8.362		8.362
		1007	Small Grants Programme	2.663		2.663
	DZONGKHAG ADMINISTRATION, THIMPHU					
		1007	Small Grants Programme	1.626		1.626
		1007	Small Grants Programme	1.937		1.937

DONOR	SPENDING AGENCY / DEPARTMENT	FI CODE	PROJECT NAME	(Nu. in million)		
				IN-CASH	IN-KIND	TOTAL
	DZONGKHAG ADMINISTRATION, TASHI YANGTSE	1007	Small Grants Programme	0.709		0.709
		1007	Small Grants Programme	0.724		0.724
	KHAMDANG GEWOG, TASHI YANGTSE	1007	Small Grants Programme	0.132		0.132
			Total UNDP	51.019		51.019
UNDP IPP						
	ELECTION COMMISSION OF BHUTAN					
		2624	For Preparation & Implementation of Free and Fair Local Election	3.730		3.730
		3000	Civic Engagement and Accountability	0.539		0.539
	ROYAL AUDIT AUTHORITY					
		3000	Civic Engagement and Accountability	0.320		0.320
		2313	UNDP-RAA Institutional & Human Capacity Building of ACC & the RAA Strengthened	3.795		3.795
	CABINET SECRETARIAT					
		2858	New Development Paradigm Project	6.007		6.007
	GROSS NATIONAL HAPPINESS COMMISSION					
		2792	Food Security through Improved Home Gardens (GNHC)	0.907		0.907
		2301	UN Support to Result based Planning and M&E for the MDGs and GNH	7.611		7.611
	NATIONAL ENVIRONMENT COMMISSION					
		3014	UN Support to RGOB on emerging environmental issues:	0.177		0.177
		2818	National Strategy on Climate Resilient & Carbon Development	1.354		1.354
	NATIONAL STATISTICS BUREAU					
		2301	UN Support to Result based Planning and M&E for the MDGs and GNH	0.299		0.299

DONOR	SPENDING AGENCY / DEPARTMENT	FI CODE	PROJECT NAME	(Nu. in million)		
				IN-CASH	IN-KIND	TOTAL
	NATIONAL COMMISSION FOR WOMEN & CHILDREN					
		3002	Women's Participation	0.509		0.509
		3002	Women's Participation	0.714		0.714
		2165	Gender Mainstreaming & Women's Empowerment	0.483		0.483
	MINISTRY OF HOME & CULTURAL AFFAIRS					
		3015	Climate Risk management	1.345		1.345
	MINISTRY OF FINANCE					
		3014	UN Support to RGOB on emerging environmental issues:	0.744		0.744
		2834	UN Support for Strengthening of Transparency, Efficiency, Effectiveness, Participation and Accountability in Governance	1.908		1.908
		2567	UN Support to Strengthen Local Service Delivery & Environment Education in Bhutan	1.183		1.183
		2338	Targeted Community Dev. & Pro-poor Governance Initiatives for Poverty Reduction	1.356		1.356
	MINISTRY OF AGRICULTURE & FORESTS					
		2407	Food Security Through Improved Home Gardens	2.640		2.640
		2407	Food Security Through Improved Home Gardens	1.453		1.453
		2851	Bhutan Sustainable Rural Biomass Energy Project (SBRE)	4.177		4.177
	MINISTRY OF ECONOMIC AFFAIRS					
		2345	UN Support to Form. Of Enabling Poly. Framework & Dev. of MSMEs for Empl. Gen. & Pro-poor Growth	-0.220		-0.220
		2345	UN Support to Form. of Enabling Poly. Framework & Dev. of MSMEs for Empl. Gen. & Pro-poor Growth	2.471		2.471
		2851	Bhutan Sustainable Rural Biomass Energy Project (SBRE)	7.979		7.979
		2823	UN Support to Renewable Energy and Energy Efficiency	1.790		1.790
	MINISTRY OF WORKS & HUMAN SETTLEMENT					
		3015	Climate Risk management	1.860		1.860

DONOR	SPENDING AGENCY / DEPARTMENT	FI CODE	PROJECT NAME	(Nu. in million)		
				IN-CASH	IN-KIND	TOTAL
	MINISTRY OF HEALTH	2311	UNDP- Child Protection And Women Empowerment	1.076		1.076
	MINISTRY OF EDUCATION	2315	Labour Market Analysis and Employment Generation	0.590		0.590
	MINISTRY OF LABOUR & HUMAN RESOURCES	2315	Labour Market Analysis and Employment Generation	-0.332		-0.332
		2315	Labour Market Analysis and Employment Generation	3.017		3.017
	DZONGKHAG ADMINISTRATION, SAMDRUP JONGKHAR	2792	Food Security through Improved Home Gardens (GNHC)	-0.191		-0.191
			Total UNDP IPF	59.291		59.291
UNDP O						
	MINISTRY OF INFORMATION & COMMUNICATIONS	2212	Strengthening the Role of the Media in a New Democracy	1.182		1.182
			Total UNDP O	1.182		1.182
UNEP						
	GROSS NATIONAL HAPPINESS COMMISSION	2571	JSP	4.753		4.753
	NATIONAL ENVIRONMENT COMMISSION	2439	Dev. of HCFC Phase-out Management Plan (HPMP)	1.772		1.772
		2439	Dev. of HCFC Phase-out Management Plan (HPMP)	0.930		0.930
	MINISTRY OF AGRICULTURE & FORESTS	1966	Institutional Strengthening (IS)	5.335		5.335
		2820	Support to Bhutan for the Revision of the NBSAPs and Development of Fifth National Report to the CBD	7.149		7.149
			Total UNEP	19.938		19.938
UNESCO						
	MINISTRY OF HOME & CULTURAL AFFAIRS					

DONOR	SPENDING AGENCY / DEPARTMENT	FI CODE	PROJECT NAME	(Nu. in million)		
				IN-CASH	IN-KIND	TOTAL
		2730	Protecting & Conserving Immovable Cultural Properties & Natural Properties	0.247		0.247
		2931	Safeguarding Intangible Cultural Heritage through Strengthening of National Capacity in Bhutan	0.537		0.537
	MINISTRY OF EDUCATION	2340	Mitsubishi - 2008	0.063		0.063
			Total UNESCO	0.847		0.847
UNFPA						
	ROYAL UNIVERSITY OF BHUTAN	2347	Support to Population and Development Studies	2.417		2.417
		2586	UN Support to Health (RIHS)	1.682		1.682
		2591	UNFPA-Quality Education	3.716		3.716
	NATIONAL STATISTICS BUREAU					
		2295	UN Support to results base planning and M&E for the MDGs and GNH	0.423		0.423
	NATIONAL COMMISSION FOR WOMEN & CHILDREN					
	UNIVERSITY OF MEDICAL SCIENCES OF BHUTAN	2320	UN Support to Gender Equity and Equality	-0.094		-0.094
		2586	UN Support to Health (RIHS)	0.496		0.496
	MINISTRY OF FINANCE	2679	Strengthening of Bhutan Nun's Foundation (BNF)	3.641		3.641
	MINISTRY OF HEALTH					
		2320	UN Support to Gender Equity and Equality	1.400		1.400
		2320	UN Support to Gender Equity and Equality	7.250		7.250
		2320	UN Support to Gender Equity and Equality	-0.366		-0.366
		2293	UN Support	9.822		9.822
	MINISTRY OF EDUCATION					
		2243	UNFPA-Quality Education	1.809		1.809

DONOR	SPENDING AGENCY / DEPARTMENT	FI CODE	PROJECT NAME	(Nu. in million)		
				IN-CASH	IN-KIND	TOTAL
UNICEF			Total UNFPA	32.196		32.196
	COUNCIL FOR RELIGIOUS AFFAIRS					
	JUDICIARY	2305	UN Support to Health (Water, Sanitation & Hygiene)	11.193		11.193
	GROSS NATIONAL HAPPINESS COMMISSION	2646	UN Support for Parliamentary Democracy in Bhutan to Royal Court of Justice	3.003		3.003
	ROYAL UNIVERSITY OF BHUTAN	2303	UN Support to result Based Planning and M&E for the MDGs and GNH	0.324		0.324
	NATIONAL STATISTICS BUREAU	2215	UNICEF-Quality Education	0.829		0.829
	BHUTAN NARCOTIC CONTROL AGENCY	2303	UN Support to result Based Planning and M&E for the MDGs and GNH	3.253		3.253
	NATIONAL COMMISSION FOR WOMEN & CHILDREN	2478	UN Support to Children & Youth Participation in Bhutan (BNCA)	1.396		1.396
	UNIVERSITY OF MEDICAL SCIENCES OF BHUTAN	2310	UNICEF-Child Protection and Women Empowerment	4.324		4.324
	MINISTRY OF HOME & CULTURAL AFFAIRS	2302	UN Support to Health (MCH/Nutrition)	0.900		0.900
	MINISTRY OF FINANCE	2876	UN Support for Women's Empowerment and Gender Equality	7.655		7.655
		2877	UN Support for Women's Empowerment and Gender Equality	0.541		0.541
		2983	Child Protection & Gender	0.647		0.647

DONOR	SPENDING AGENCY / DEPARTMENT	FI CODE	PROJECT NAME	(Nu. in million)		
				IN-CASH	IN-KIND	TOTAL
		2984	Good Governance	0.885		0.885
		2335	UNICEF Support for Children and Youth Participation	5.656		5.656
		2337	Planning, Monitoring and Communication	1.667		1.667
	MINISTRY OF HEALTH					
		2302	UN Support to Health (MCH/Nutrition)	0.984		0.984
		2302	UN Support to Health (MCH/Nutrition)	5.865		5.865
		2321	UN Support to Gender Equity and Equality	2.037		2.037
		2305	UN Support to Health (Water, Sanitation & Hygiene)	6.624		6.624
		2302	UN Support to Health (MCH/Nutrition)	30.532		30.532
		2305	UN Support to Health (Water, Sanitation & Hygiene)	2.138		2.138
	MINISTRY OF EDUCATION					
		2305	UN Support to Health (Water, Sanitation & Hygiene)	0.433		0.433
		2215	UNICEF-Quality Education	13.967		13.967
		2215	UNICEF-Quality Education	0.132		0.132
		2215	UNICEF-Quality Education	28.344		28.344
		2305	UN Support to Health (Water, Sanitation & Hygiene)	4.187		4.187
		2215	UNICEF-Quality Education	4.585		4.585
		2215	UNICEF-Quality Education	6.243		6.243
	MINISTRY OF LABOUR & HUMAN RESOURCES					
		2310	UNICEF-Child Protection and Women Empowerment	0.194		0.194
		2310	UNICEF-Child Protection and Women Empowerment	0.212		0.212
			Total UNICEF	148.748		148.748
UNOD						
	BHUTAN NARCOTIC CONTROL AGENCY					
		2190	UNODC ADHOC (RAS/H71)	0.366		0.366
			Total UNOD	0.366		0.366
UNW						
	MINISTRY OF HOME & CULTURAL AFFAIRS					

DONOR	SPENDING AGENCY / DEPARTMENT	FI CODE	PROJECT NAME	(Nu. in million)		
				IN-CASH	IN-KIND	TOTAL
		2731	UN Support for Parliamentary Democracy in Bhutan for DLG, MoHCA	1.711		1.711
	MINISTRY OF FINANCE					
		2864	UN Support for Women's Empowerment and Gender Equality	-0.242		-0.242
		2864	UN Support for Women's Empowerment and Gender Equality	0.463		0.463
			Total UNW	1.932		1.932
US						
	MINISTRY OF HOME & CULTURAL AFFAIRS					
		2751	Establishment of a Community Early Childhood Care and Development (ECCD) Centre in the RBP Camp in Thimphu	0.266		0.266
		2919	Rehabilitation of Children in Conflict with the Law	2.718		2.718
		3019	Support to Increasing Access to Quality ECCD Program through the Department of School Education	0.144		0.144
		2921	School Based Disaster Preparedness in Bhutan	4.129		4.129
	MINISTRY OF EDUCATION					
		2815	Support MoE in the provision of ECCD intervention for children of rural communities in Trashigang and Zhemgang dzongkhags	1.160		1.160
		3019	Support to Increasing Access to Quality ECCD Program through the Department of School Education	1.498		1.498
		2900	Support to Adolescent Non Formal Education Programs through the Department of Youth and Sport, MoE	1.589		1.589
			Total US	11.504		11.504
US, AID						
	MINISTRY OF WORKS & HUMAN SETTLEMENT					
		2852	Capacity-building in disaster and climate resilient construction	3.480		3.480

DONOR	SPENDING AGENCY / DEPARTMENT	FI CODE	PROJECT NAME	(Nu. in million)		
				IN-CASH	IN-KIND	TOTAL
		2852	Capacity-building in disaster and climate resilient construction	-0.049		-0.049
			Total US, AID	3.431		3.431
USF	BHUTAN INFORMATION COMMUNICATION MEDIA AUTHORITY					
		2503	Universal Service Fund	24.063		24.063
			Total USF	24.063		24.063
W/BANK						
	MINISTRY OF HOME & CULTURAL AFFAIRS					
		2904	PHRD Grant for Improving Resilience to Seismic Risk	5.054		5.054
	MINISTRY OF FINANCE					
		2492	IDF Grant for Strengthening of the Public Procurement Policy Division Project	-1.560		-1.560
		2869	Strengthening Public Financial Management in Bhutan	11.776		11.776
		2985	Sustainable Financing for Biodiversity Conservation and Natural Resources Mgmt Project	59.814		59.814
	MINISTRY OF WORKS & HUMAN SETTLEMENT					
		2904	PHRD Grant for Improving Resilience to Seismic Risk	4.020		4.020
			Total W/BANK	79.104		79.104
WDF						
	MINISTRY OF HEALTH					
		1817	World Diabetes Foundation	1.260		1.260
			Total WDF	1.260		1.260
WFP						
	MINISTRY OF FINANCE					
		2290	WFP-Quality Education	5.894		5.894
	MINISTRY OF AGRICULTURE & FORESTS					
		2290	WFP-Quality Education	4.523		4.523

DONOR	SPENDING AGENCY / DEPARTMENT	FI CODE	PROJECT NAME	(Nu. in million)		
				IN-CASH	IN-KIND	TOTAL
	MINISTRY OF EDUCATION					
		2290	WFP-Quality Education	7.167		7.167
	DZONGKHAG ADMINISTRATION, SAMTSE					
		2290	WFP-Quality Education	2.515		2.515
			Total WFP	20.099		20.099
WHO						
	NATIONAL ENVIRONMENT COMMISSION					
		2223	Promote a Healthier Environ. Intensity Primary Prev. & Influence Public Policies in all Sectors	0.991		0.991
	DRUG REGULATORY AUTHORITY					
		2980	Health Systems	0.360		0.360
		2225	Imp. Health Serv. through Better Governance, Financing, Staffing & Management	0.090		0.090
		2206	SO11-PROTEC-Ensure improved access, quality and use of medicinal products & technologies	0.312		0.312
	UNIVERSITY OF MEDICAL SCIENCES OF BHUTAN					
		2206	SO11-PROTEC-Ensure improved access, quality and use of medicinal products & technologies	0.165		0.165
		2225	Imp. Health Serv. through Better Governance, Financing, Staffing & Management	0.085		0.085
		2222	Prom Health & Dev., Prevent & Reduce Risk Factors for Health Cond. Ass. with Tobacco, Alcohol & Drug	0.131		0.131
		2223	Promote a Healthier Environ. Intensity Primary Prev. & Influence Public Policies in all Sectors	0.521		0.521
		2221	Reduce Health Consequence of Emergencies, Disasters, Crises & Conflicts & Min. social & Eco. Impact	3.994		3.994
		2980	Health Systems	0.232		0.232
		2778	Study of HPV Prevalence in Bhutan: Improving cervical cancer prevention	1.063		1.063

DONOR	SPENDING AGENCY / DEPARTMENT	FI CODE	PROJECT NAME	(Nu. in million)		
				IN-CASH	IN-KIND	TOTAL
	MINISTRY OF HOME & CULTURAL AFFAIRS					
		2219	Pre & Reduce Disease, Disability & Premature Death from Chronic Non-comm conditions, Mental disorder	0.095		0.095
	MINISTRY OF AGRICULTURE & FORESTS					
		2218	To Combat HIV/AIDS, Malaria and Tuberculosis	0.325		0.325
	MINISTRY OF WORKS & HUMAN SETTLEMENT					
		2223	Promote a Healthier Environ., Intensity Primary Prev. & Influence Public Policies in all Sectors	0.977		0.977
		2223	Promote a Healthier Environ., Intensity Primary Prev. & Influence Public Policies in all Sectors	2.995		2.995
		2979	Promoting Health Through The Life Course	3.327		3.327
	MINISTRY OF INFORMATION & COMMUNICATIONS					
		2978	Non Communicable Diseases	0.093		0.093
	MINISTRY OF HEALTH					
		2225	Imp. Health Serv. through Better Governance, Financing, Staffing & Management	0.330		0.330
		2225	Imp. Health Serv. through Better Governance, Financing, Staffing & Management	7.353		7.353
		2224	Imp. Nutrition, Food Safety & Food Security throughout the Life Course & Sup. Pub. Health & Sus.Dev	0.348		0.348
		2220	To Reduce Mobility & Mortality & Improve Health during Key stages of Life	0.014		0.014
		2218	To Combat HIV/AIDS, Malaria and Tuberculosis	0.275		0.275
		2217	To Reduce the Health, Social & Economic burden of Communicable Diseases	0.013		0.013
		2219	Pre & Reduce Disease, Disability & Premature Death from Chronic Non-comm conditions, Mental disorder	1.253		1.253
		2206	SO11-PROTEC-Ensure improved access, quality and use of medicinal products & technologies	0.280		0.280

DONOR	SPENDING AGENCY / DEPARTMENT	FI CODE	PROJECT NAME	(Nu. in million)		
				IN-CASH	IN-KIND	TOTAL
		2978	Non Communicable Diseases	0.063		0.063
		2980	Health Systems	26.865		26.865
		2980	Health Systems	0.536		0.536
		2978	Non Communicable Diseases	2.018		2.018
		2974	Printing Of The SOP's Related To Blood Transfusion Services	0.200		0.200
		2206	SO11-PROTEC-Ensure improved access, quality and use of medicinal products & technologies	2.123		2.123
		2219	Pre & Reduce Disease, Disability & Premature Death from Chronic Non-comm conditions, Mental disorder	0.116		0.116
		2217	To Reduce the Health, Social & Economic burden of Communicable Diseases	0.160		0.160
		2218	To Combat HIV/AIDS, Malaria and Tuberculosis	0.719		0.719
		2220	To Reduce Mobility & Mortality & Improve Health during Key stages of Life	0.673		0.673
		2221	Reduce Health Consequence of Emergencies, Disasters, Crises & Conflicts & Min. social & Eco. Impact	3.600		3.600
		2223	Promote a Healthier Envrn.,Intensity Primary Prev. & Influence Public Policies in all Sectors	1.139		1.139
		2225	Imp. Health Serv. through Better Governance, Financing, Staffing & Management	1.744		1.744
		2981	Preparedness, Surveillance and Response	1.608		1.608
		2981	Preparedness, Surveillance and Response	1.122		1.122
		2225	Imp. Health Serv. through Better Governance, Financing, Staffing & Management	2.959		2.959
		2224	Imp. Nutrition, Food Safety & Food Security throughout the Life Course & Sup. Pub. Health & Sus.Dev	0.105		0.105
		2222	Prom Health & Dev., Prevent & Reduce Risk Factors for Health Cond. Ass. with Tobacco, Alcohol & Drug	0.107		0.107
		2223	Promote a Healthier Envrn.,Intensity Primary Prev. & Influence Public Policies in all Sectors	6.289		6.289

DONOR	SPENDING AGENCY / DEPARTMENT	FI CODE	PROJECT NAME	(Nu. in million)		
				IN-CASH	IN-KIND	TOTAL
		2221	Reduce Health Consequence of Emergencies, Disasters, Crises & Conflicts & Min. social & Eco. Impact	0.000		0.000
		2220	To Reduce Mobility & Mortality & Improve Health during Key stages of Life	0.221		0.221
		2217	To Reduce the Health, Social & Economic burden of Communicable Diseases	1.437		1.437
		2219	Pre & Reduce Disease, Disability & Premature Death from Chronic Non-comm conditions, Mental disorder	0.101		0.101
		2206	SO11-PROTEC-Ensure improved access, quality and use of medicinal products & technologies	-0.366		-0.366
		2977	Communicable Diseases	0.634		0.634
		2979	Promoting Health Through The Life Course	2.257		2.257
		2978	Non Communicable Diseases	2.552		2.552
		2980	Health Systems	0.482		0.482
		2219	Pre & Reduce Disease, Disability & Premature Death from Chronic Non-comm conditions, Mental disorder	0.021		0.021
		2980	Health Systems	0.173		0.173
			Total WHO	85.280		85.280
WWF						
	MINISTRY OF AGRICULTURE & FORESTS					
		2863	Integrated River basin Management (IRBM) plan for Kulong Cho sub basin	0.254		0.254
		2755	Securing Ecological Connectivity between the Northern protected Area Complex & Greater Manas in B2C2 Landscape	6.212		6.212
		2774	Eliminating Illegal Wildlife Trade in Bhutan	1.285		1.285
		2796	Conservation of Northern Protected Area Complex in Bhutan-Bumdeling Component	3.564		3.564
		2803	Conservation of Northern Protected Area Complex in Bhutan-JDNP Component	5.151		5.151

DONOR	SPENDING AGENCY / DEPARTMENT	FI CODE	PROJECT NAME	(Nu. in million)		
				IN-CASH	IN-KIND	TOTAL
		2828	Ramsar Site Study in Bhutan	0.059		0.059
		2880	Priority Conservation Actions in Bhutan's Protected Areas in the TRAMCA	13.657		13.657
		2996	14th World Ethnobiology Congress in 2014	0.855		0.855
		3020	Bhutan National Tiger Survey, 2014	2.502		2.502
			Total WWF	33,538		33,538
				13812.315	424.039	14236.354

Schedule 4: SCHEDULE OF INTERNATIONAL ASSISTANCE (LOAN) RECEIVED DURING FY 2013-2014: BY LENDER

LENDER	SPENDING AGENCY / DEPARTMENT	FIC	PROJECT NAME	(Nu. in million)		TOTAL
				IN-CASH	IN-KIND	
ADB	MINISTRY OF FINANCE					
	DEPARTMENT OF PUBLIC ACCOUNTS	2413	Green Power Development Project (Ordinary Operations)	37.486		37.486
		2936	Green Power Development Project - Additional Financing 3034-BHU(SF)	481.791		481.791
	MINISTRY OF AGRICULTURE & FORESTS					
	DEPARTMENT OF AGRICULTURE	2412	Green Power Development Project (Special Operations)	24.826		24.826
	MINISTRY OF WORKS & HUMAN SETTLEMENT					
	DEPARTMENT OF URBAN DEVELOPMENT & ENGINEERING SERVICES	2108	Urban Infrastructure Development Project	11.833		11.833
		2108	Urban Infrastructure Development Project	150.942		150.942
		2791	Urban Infrastructure Project	2.394		2.394
		2108	Urban Infrastructure Development Project		116.771	116.771
	2791	Urban Infrastructure Project		8.070	8.070	
			Total ADB	709.271	124.840	834.111
AUSTRIAN	MINISTRY OF FINANCE					
	DEPARTMENT OF PUBLIC ACCOUNTS	2673	The Financing of Rural Electrification		213.846	213.846
			Total AUSTRIAN		213.846	213.846
IDA	MINISTRY OF AGRICULTURE & FORESTS					
	DEPARTMENT OF AGRICULTURE	2857	Remote Rural Communities Development Project	80.663		80.663
	DEPARTMENT OF FOREST	2734	Strengthening Regional Cooperation for Wildlife Protection in Asia Project	35.191		35.191
	MINISTRY OF WORKS & HUMAN SETTLEMENT					
	DEPARTMENT OF URBAN DEVELOPMENT & ENGINEERING SERVICES	3018	Project Preparation Advance for Additional Financing of UDP II	2.569		2.569
			Total IDA	118.423		118.423

(Nu. in million)

LENDER	SPENDING AGENCY / DEPARTMENT	FIC	PROJECT NAME	IN-CASH	IN-KIND	TOTAL
IFAD	MINISTRY OF AGRICULTURE & FORESTS					
	DEPARTMENT OF AGRICULTURE	2717	Market Access and Growth Intensification Project(MAGIP)	0.715		0.715
	DEPARTMENT OF AGRICULTURE MARKETING AND COOPERATIVES	2717	Market Access and Growth Intensification Project(MAGIP)	105.671		105.671
	Total IFAD			106.386		106.386
JICA	MINISTRY OF FINANCE					
	DEPARTMENT OF PUBLIC ACCOUNTS	2328	Rural Electrification Project		83.801	83.801
		2688	Rural Electrification Project(Phase II)		80.605	80.605
	Total JICA				164.406	164.406
W/BANK	MINISTRY OF WORKS & HUMAN SETTLEMENT					
	DEPARTMENT OF URBAN DEVELOPMENT & ENGINEERING SERVICES	2634	Urban Development Project	97.372		97.372
	Total W/BANK			97.372		97.372
	Total			1031.452	503.092	1534.544

Schedule 5: EXPENDITURE SUMMARY BY IMF CLASSIFICATION FOR THE FY 2013-2014							
AU	Administrative Unit	Programme	CURRENT	CAPITAL	LEND	(Nu. in million)	
						REPAY	TOTAL
		General Services					
410.03	GWG:CHUZ	MANAGEMENT & DIRECTION SERVICES	0.860	0.800			1.660
413.09	GWG:TGA	MANAGEMENT & DIRECTION SERVICES	0.885	1.026			1.910
414.01	M/gar	MANAGEMENT & DIRECTION SERVICES	40.808	44.344			85.152
416.11	GWG:SG	MANAGEMENT & DIRECTION SERVICES	0.789	0.920			1.709
412.01	T/gsa	MANAGEMENT & DIRECTION SERVICES	21.711	9.300			31.010
414.08	GWG:JUR	MANAGEMENT & DIRECTION SERVICES	0.905				0.905
412.02	GWG:DTG	MANAGEMENT & DIRECTION SERVICES	0.861	1.094			1.955
415.03	GWG:CHHIM	MANAGEMENT & DIRECTION SERVICES	0.923	0.582			1.505
408.01	W/duc	MANAGEMENT & DIRECTION SERVICES	29.927	2.794			32.721
405.05	GWG:GOG	MANAGEMENT & DIRECTION SERVICES	0.862				0.862
406.12	GWG:TEZA	MANAGEMENT & DIRECTION SERVICES	0.863	0.100			0.963
405.12	GWG:TSG	MANAGEMENT & DIRECTION SERVICES	0.813	0.090			0.903
401.11	GWG:MKG	MANAGEMENT & DIRECTION SERVICES	0.898				0.898
406.07	GWG:KHEBI	MANAGEMENT & DIRECTION SERVICES	0.839	0.100			0.939
404.16	GWG:TAD	MANAGEMENT & DIRECTION SERVICES	0.829	0.410			1.239
407.05	GWG:KAB	MANAGEMENT & DIRECTION SERVICES	0.864	0.356			1.220
408.03	GWG:DAN	MANAGEMENT & DIRECTION SERVICES	0.886	0.168			1.055
411.03	GWG:BIOKA	MANAGEMENT & DIRECTION SERVICES	0.886	0.837			1.723
408.15	GWG:ATHANG	MANAGEMENT & DIRECTION SERVICES	0.871	0.498			1.369
408.10	GWG:NYISHO	MANAGEMENT & DIRECTION SERVICES	0.951	2.835			3.786
410.13	GWG:SERZ	MANAGEMENT & DIRECTION SERVICES	0.879	0.907			1.786
409.02	GWG:CHHOEK	MANAGEMENT & DIRECTION SERVICES	0.923	2.000			2.923
406.14	GWG:LKHA	MANAGEMENT & DIRECTION SERVICES	0.892	0.861			1.753
406.02	GWG:DOR	MANAGEMENT & DIRECTION SERVICES	0.924	2.292			3.216
407.07	GWG:SHE	MANAGEMENT & DIRECTION SERVICES	0.928	0.150			1.078
407.11	GWG:BAAP	MANAGEMENT & DIRECTION SERVICES	0.892	0.593			1.485
405.07	GWG:KIG	MANAGEMENT & DIRECTION SERVICES	0.873				0.873
418.02	GWG:SOE	MANAGEMENT & DIRECTION SERVICES	0.744	1.750			2.494
404.04	GWG:CHAR	MANAGEMENT & DIRECTION SERVICES	0.885				0.885
420.08	GWG:YLLANG	MANAGEMENT & DIRECTION SERVICES	0.879	0.700			1.579

AU	Administrative Unit	Programme	(Nu. in million)				
			CURRENT	CAPITAL	LEND	REPAY	TOTAL
419.05	GWG:LUNANA	MANAGEMENT & DIRECTION SERVICES	0.909	1.662			2.571
403.02	GWG:DOB	MANAGEMENT & DIRECTION SERVICES	0.895				0.895
404.09	GWG:GHU	MANAGEMENT & DIRECTION SERVICES	0.855	0.570			1.425
401.02	GWG:SPS	MANAGEMENT & DIRECTION SERVICES	0.884	0.120			1.004
404.02	GWG:BARA	MANAGEMENT & DIRECTION SERVICES	0.888	1.870			2.758
402.06	GWG:USE	MANAGEMENT & DIRECTION SERVICES	0.822				0.822
403.07	GWG:LUN	MANAGEMENT & DIRECTION SERVICES	0.870	0.350			1.220
420.06	GWG:TOETS	MANAGEMENT & DIRECTION SERVICES	0.959	0.121			1.080
418.08	GWG:MEWANG	MANAGEMENT & DIRECTION SERVICES	0.864				0.864
417.09	GWG:Y/NEER	MANAGEMENT & DIRECTION SERVICES	0.894	0.091			0.985
415.10	GWG:NORB	MANAGEMENT & DIRECTION SERVICES	0.880	0.818			1.698
401.07	GWG:LKG	MANAGEMENT & DIRECTION SERVICES	0.896	0.205			1.101
417.01	T/gang	MANAGEMENT & DIRECTION SERVICES	48.713	5.878			54.591
417.05	GWG:K/PARA	MANAGEMENT & DIRECTION SERVICES	0.911				0.911
414.15	GWG:T/RONG	MANAGEMENT & DIRECTION SERVICES	0.907				0.907
415.05	GWG:KHAR	MANAGEMENT & DIRECTION SERVICES	0.923				0.923
413.04	GWG:KHO	MANAGEMENT & DIRECTION SERVICES	0.912	0.168			1.080
411.05	GWG:NGANG	MANAGEMENT & DIRECTION SERVICES	0.863				0.863
414.03	GWG:CHALI	MANAGEMENT & DIRECTION SERVICES	0.904	0.144			1.048
418.01	T/phu	MANAGEMENT & DIRECTION SERVICES	54.938	8.577			63.515
401.09	GWG:GLG	MANAGEMENT & DIRECTION SERVICES	0.898	0.639			1.537
418.03	GWG:CHANG	MANAGEMENT & DIRECTION SERVICES	0.877	0.030			0.907
417.07	GWG:LUMANG	MANAGEMENT & DIRECTION SERVICES	0.958	0.480			1.438
417.12	GWG:SAKTEN	MANAGEMENT & DIRECTION SERVICES	0.918	0.150			1.068
416.09	GWG:DEO	MANAGEMENT & DIRECTION SERVICES	0.903	0.245			1.148
402.01	Haa	MANAGEMENT & DIRECTION SERVICES	25.817	4.679			30.496
416.06	GWG:L/PHU	MANAGEMENT & DIRECTION SERVICES	0.910	1.130			2.040
405.02	GWG:BEG	MANAGEMENT & DIRECTION SERVICES	0.857				0.857
404.06	GWG:DEN	MANAGEMENT & DIRECTION SERVICES	0.951	0.681			1.632
405.09	GWG:PAT	MANAGEMENT & DIRECTION SERVICES	0.833	0.368			1.201
406.09	GWG:T/DING	MANAGEMENT & DIRECTION SERVICES	0.902	0.400			1.302
404.13	GWG:PUG	MANAGEMENT & DIRECTION SERVICES	0.777	0.200			0.977

AU	Administrative Unit	Programme	(Nu. in million)				
			CURRENT	CAPITAL	LEND	REPAY	TOTAL
403.09	GWG:SHA	MANAGEMENT & DIRECTION SERVICES	0.889	0.300			1.189
402.04	GWG:SBY	MANAGEMENT & DIRECTION SERVICES	0.833				0.833
420.03	GWG:J/KHAR	MANAGEMENT & DIRECTION SERVICES	0.902	0.660			1.562
418.05	GWG:GAYNEY	MANAGEMENT & DIRECTION SERVICES	0.878				0.878
417.14	GWG:S/PHU	MANAGEMENT & DIRECTION SERVICES	0.929	0.173			1.101
417.02	GWG:BAR	MANAGEMENT & DIRECTION SERVICES	0.906	0.650			1.556
401.04	GWG:CHG	MANAGEMENT & DIRECTION SERVICES	0.938	0.125			1.063
414.17	GWG:T/MANG	MANAGEMENT & DIRECTION SERVICES	0.896	0.100			0.996
414.05	GWG:D/TSE	MANAGEMENT & DIRECTION SERVICES	0.901	1.120			2.021
415.02	GWG:CHONG	MANAGEMENT & DIRECTION SERVICES	0.919	0.150			1.069
415.07	GWG:YUR	MANAGEMENT & DIRECTION SERVICES	0.915	0.359			1.274
416.03	GWG:PTHANG	MANAGEMENT & DIRECTION SERVICES	0.928	0.838			1.766
415.12	GWG:C/LING	MANAGEMENT & DIRECTION SERVICES	0.924	0.580			1.504
416.10	GWG:ORONG	MANAGEMENT & DIRECTION SERVICES	0.965	1.035			2.000
417.16	GWG:U/ZU	MANAGEMENT & DIRECTION SERVICES	0.909	0.050			0.959
403.04	GWG:DOT	MANAGEMENT & DIRECTION SERVICES	0.881	0.060			0.941
419.01	Casa	MANAGEMENT & DIRECTION SERVICES	20.236	9.699			29.935
416.08	GWG:MART	MANAGEMENT & DIRECTION SERVICES	0.970	0.160			1.130
403.01	Paro	MANAGEMENT & DIRECTION SERVICES	39.301	26.608			65.909
408.05	GWG:GANG	MANAGEMENT & DIRECTION SERVICES	0.865				0.865
406.04	GWG:GESAR	MANAGEMENT & DIRECTION SERVICES	0.883				0.883
407.02	GWG:CHHU	MANAGEMENT & DIRECTION SERVICES	0.854	0.076			0.930
407.09	GWG:TEO	MANAGEMENT & DIRECTION SERVICES	0.865	0.230			1.095
408.12	GWG:PHOBIJ	MANAGEMENT & DIRECTION SERVICES	0.890	0.706			1.596
410.10	GWG:UML	MANAGEMENT & DIRECTION SERVICES	0.842				0.842
412.04	GWG:LGL	MANAGEMENT & DIRECTION SERVICES	0.886	0.179			1.065
410.05	GWG:DOE	MANAGEMENT & DIRECTION SERVICES	0.850	2.233			3.083
409.04	GWG:TANG	MANAGEMENT & DIRECTION SERVICES	0.919	0.303			1.221
411.07	GWG:S/KHAR	MANAGEMENT & DIRECTION SERVICES	0.898	0.919			1.817
414.10	GWG:MONGGA	MANAGEMENT & DIRECTION SERVICES	0.971	0.100			1.071
413.06	GWG:MINJAY	MANAGEMENT & DIRECTION SERVICES	0.877				0.877
412.03	GWG:KPU	MANAGEMENT & DIRECTION SERVICES	0.896	1.176			2.071

AU	Administrative Unit	Programme	(Nu. in million)				
			CURRENT	CAPITAL	LEND	REPAY	TOTAL
410.11	GWG:SINGHI	MANAGEMENT & DIRECTION SERVICES	0.858	0.160			1.019
413.05	GWG:KUR-GA	MANAGEMENT & DIRECTION SERVICES	0.760				0.760
408.09	GWG:NAHI	MANAGEMENT & DIRECTION SERVICES	0.860				0.860
410.02	GWG:SAMT	MANAGEMENT & DIRECTION SERVICES	0.878	1.466			2.344
411.09	GWG:G/SHIN	MANAGEMENT & DIRECTION SERVICES	0.892	0.857			1.749
410.12	GWG:SAR	MANAGEMENT & DIRECTION SERVICES	0.868	1.641			2.509
418.09	GWG:NARO	MANAGEMENT & DIRECTION SERVICES	0.841	0.714			1.555
402.02	GWG:BJE	MANAGEMENT & DIRECTION SERVICES	0.852	0.771			1.623
401.03	GWG:BOG	MANAGEMENT & DIRECTION SERVICES	0.982	0.364			1.346
417.13	GWG:S/KHAR	MANAGEMENT & DIRECTION SERVICES	0.971				0.971
415.01	P/Gaishel	MANAGEMENT & DIRECTION SERVICES	34.108	21.888			55.997
416.07	GWG:LAURI	MANAGEMENT & DIRECTION SERVICES	0.864	0.520			1.384
402.07	GWG:GYG	MANAGEMENT & DIRECTION SERVICES	0.803	0.345			1.148
417.06	GWG:K/LING	MANAGEMENT & DIRECTION SERVICES	0.968	0.100			1.068
414.09	GWG:K/KHAR	MANAGEMENT & DIRECTION SERVICES	0.992	0.714			1.706
415.11	GWG:NANONG	MANAGEMENT & DIRECTION SERVICES	0.905				0.905
406.01	Dagana	MANAGEMENT & DIRECTION SERVICES	32.527	6.701			39.228
414.16	GWG:T/LING	MANAGEMENT & DIRECTION SERVICES	0.889	0.300			1.189
405.01	T/rang	MANAGEMENT & DIRECTION SERVICES	28.344	2.997			31.341
408.04	GWG:DAGA	MANAGEMENT & DIRECTION SERVICES	0.853	0.069			0.922
408.16	GWG:THEDT	MANAGEMENT & DIRECTION SERVICES	0.882	1.950			2.831
406.08	GWG:LAJA	MANAGEMENT & DIRECTION SERVICES	0.844	0.090			0.934
406.15	GWG:NICHU	MANAGEMENT & DIRECTION SERVICES	0.853	1.597			2.450
405.08	GWG:MEG	MANAGEMENT & DIRECTION SERVICES	0.899				0.899
407.06	GWG:LING	MANAGEMENT & DIRECTION SERVICES	0.859	0.703			1.562
420.02	GWG:B/LING	MANAGEMENT & DIRECTION SERVICES	0.895				0.895
404.10	GWG:LHA	MANAGEMENT & DIRECTION SERVICES	0.905	1.993			2.898
404.05	GWG:CHEN	MANAGEMENT & DIRECTION SERVICES	0.882	0.747			1.629
405.13	GWG:TGR	MANAGEMENT & DIRECTION SERVICES	0.881	0.088			0.968
401.12	GWG:PLG	MANAGEMENT & DIRECTION SERVICES	0.722	0.096			0.819
403.08	GWG:NAJ	MANAGEMENT & DIRECTION SERVICES	0.755				0.755
404.11	GWG:TEN	MANAGEMENT & DIRECTION SERVICES	0.835	1.314			2.149

AU	Administrative Unit	Programme	(Nu. in million)				
			CURRENT	CAPITAL	LEND	REPAY	TOTAL
410.07	GWG:GELE	MANAGEMENT & DIRECTION SERVICES	0.879	2.499			3.379
411.06	GWG:PHANG	MANAGEMENT & DIRECTION SERVICES	0.911	1.000			1.910
409.03	GWG:CHHUME	MANAGEMENT & DIRECTION SERVICES	0.923	0.410			1.333
408.06	GWG:GASEG	MANAGEMENT & DIRECTION SERVICES	0.886	0.623			1.509
410.04	GWG:DG	MANAGEMENT & DIRECTION SERVICES	0.865	0.974			1.839
408.11	GWG:PHANG	MANAGEMENT & DIRECTION SERVICES	0.872				0.872
411.04	GWG:NAANG	MANAGEMENT & DIRECTION SERVICES	0.883	0.399			1.282
406.11	GWG:T/KHA	MANAGEMENT & DIRECTION SERVICES	0.863	0.100			0.963
405.11	GWG:SHG	MANAGEMENT & DIRECTION SERVICES	0.894	0.284			1.178
407.04	GWG:GUMA	MANAGEMENT & DIRECTION SERVICES	0.836	0.760			1.597
404.08	GWG:DUM	MANAGEMENT & DIRECTION SERVICES	0.916	0.150			1.066
405.04	GWG:BAG	MANAGEMENT & DIRECTION SERVICES	0.854	0.532			1.386
403.11	GWG:WAN	MANAGEMENT & DIRECTION SERVICES	0.923				0.923
420.05	GWG:RAMJAR	MANAGEMENT & DIRECTION SERVICES	0.874	0.150			1.024
402.05	GWG:SAM	MANAGEMENT & DIRECTION SERVICES	0.855				0.855
419.02	GWG:KNAME	MANAGEMENT & DIRECTION SERVICES	0.884	0.203			1.086
401.06	GWG:GTG	MANAGEMENT & DIRECTION SERVICES	0.813				0.813
410.08	GWG:HG	MANAGEMENT & DIRECTION SERVICES	0.874				0.874
408.14	GWG:SEPHU	MANAGEMENT & DIRECTION SERVICES	0.875	0.656			1.531
408.07	GWG:GASEW	MANAGEMENT & DIRECTION SERVICES	0.865	0.288			1.153
411.02	GWG:BARDO	MANAGEMENT & DIRECTION SERVICES	0.896	0.778			1.674
413.08	GWG:METSHO	MANAGEMENT & DIRECTION SERVICES	0.848	0.625			1.473
412.06	GWG:TGI	MANAGEMENT & DIRECTION SERVICES	0.884	1.029			1.913
413.03	GWG:JAREY	MANAGEMENT & DIRECTION SERVICES	0.870	0.204			1.074
414.12	GWG:SALENG	MANAGEMENT & DIRECTION SERVICES	0.979	0.100			1.079
417.11	GWG:RADHI	MANAGEMENT & DIRECTION SERVICES	0.901				0.901
418.07	GWG:L/SHI	MANAGEMENT & DIRECTION SERVICES	0.826	0.133			0.959
401.10	GWG:LG	MANAGEMENT & DIRECTION SERVICES	0.890	0.555			1.445
415.04	GWG:DUNG	MANAGEMENT & DIRECTION SERVICES	0.911	0.198			1.109
404.01	S/ise	MANAGEMENT & DIRECTION SERVICES	48.381	15.245			63.626
416.04	GWG:GOMDAR	MANAGEMENT & DIRECTION SERVICES	0.855	2.180			3.035
420.01	T/Yangtse	MANAGEMENT & DIRECTION SERVICES	22.421	2.738			25.160

AU	Administrative Unit	Programme	(Nu. in million)					
			CURRENT	CAPITAL	LEND	REPAY	TOTAL	
416.12	GWG:SERTHI	MANAGEMENT & DIRECTION SERVICES	0.923	1.691			2.614	
409.01	B/hang	MANAGEMENT & DIRECTION SERVICES	23.910	9.945			33.855	
414.14	GWG:SILAM	MANAGEMENT & DIRECTION SERVICES	0.967	0.150			1.117	
401.01	C/kha	MANAGEMENT & DIRECTION SERVICES	45.738	8.462			54.200	
414.07	GWG:GONG	MANAGEMENT & DIRECTION SERVICES	0.907	0.040			0.947	
415.09	GWG:D/LING	MANAGEMENT & DIRECTION SERVICES	0.903	0.775			1.678	
414.02	GWG:BALAM	MANAGEMENT & DIRECTION SERVICES	0.944	0.107			1.051	
417.04	GWG:K/LUNG	MANAGEMENT & DIRECTION SERVICES	0.908	0.140			1.048	
408.02	GWG:BJE	MANAGEMENT & DIRECTION SERVICES	0.889				0.889	
406.13	GWG:DEO	MANAGEMENT & DIRECTION SERVICES	0.851				0.851	
405.06	GWG:RAG	MANAGEMENT & DIRECTION SERVICES	0.871	0.782			1.652	
404.03	GWG:BIRU	MANAGEMENT & DIRECTION SERVICES	0.892	1.900			2.792	
403.06	GWG:LAN	MANAGEMENT & DIRECTION SERVICES	0.900				0.900	
401.08	GWG:DUG	MANAGEMENT & DIRECTION SERVICES	0.843	0.227			1.070	
419.04	GWG:LAYA	MANAGEMENT & DIRECTION SERVICES	0.888	0.513			1.401	
420.07	GWG:TSHANG	MANAGEMENT & DIRECTION SERVICES	0.973				0.973	
406.06	GWG:KANA	MANAGEMENT & DIRECTION SERVICES	0.885	0.450			1.335	
404.15	GWG:SIP	MANAGEMENT & DIRECTION SERVICES	0.860	0.016			0.876	
409.05	GWG:URA	MANAGEMENT & DIRECTION SERVICES	0.859	1.560			2.419	
410.06	GWG:TTHANG	MANAGEMENT & DIRECTION SERVICES	0.629				0.629	
408.08	GWG:KAZHI	MANAGEMENT & DIRECTION SERVICES	0.881	0.956			1.837	
410.09	GWG:JIG	MANAGEMENT & DIRECTION SERVICES	0.935	2.566			3.500	
413.07	GWG:MINBI	MANAGEMENT & DIRECTION SERVICES	0.899				0.899	
414.18	GWG:NARANG	MANAGEMENT & DIRECTION SERVICES	0.892				0.892	
415.08	GWG:ZOB	MANAGEMENT & DIRECTION SERVICES	0.905	1.929			2.834	
413.02	GWG:GANG	MANAGEMENT & DIRECTION SERVICES	0.880	1.000			1.880	
411.08	GWG:TRONG	MANAGEMENT & DIRECTION SERVICES	0.883	0.328			1.210	
414.06	GWG:D/PONG	MANAGEMENT & DIRECTION SERVICES	0.904	0.060			0.963	
417.03	GWG:BDUNG	MANAGEMENT & DIRECTION SERVICES	0.903	0.550			1.453	
417.15	GWG:TSHING	MANAGEMENT & DIRECTION SERVICES	0.918	0.227			1.144	
414.13	GWG:SHER	MANAGEMENT & DIRECTION SERVICES	0.901	0.079			0.980	
411.01	Z/gang	MANAGEMENT & DIRECTION SERVICES	29.224	2.632			31.876	

AU	Administrative Unit	Programme	(Nu. in million)				
			CURRENT	CAPITAL	LEND	REPAY	TOTAL
416.01	S/Jongkhar	MANAGEMENT & DIRECTION SERVICES	35.542	17.967			53.509
420.04	GWG:K/DANG	MANAGEMENT & DIRECTION SERVICES	0.866	0.200			1.066
403.05	GWG:HOR	MANAGEMENT & DIRECTION SERVICES	0.889	0.194			1.083
404.07	GWG:DOOR	MANAGEMENT & DIRECTION SERVICES	1.029	0.200			1.229
419.03	GWG:KHATOE	MANAGEMENT & DIRECTION SERVICES	0.875	0.597			1.472
402.03	GWG:KSH	MANAGEMENT & DIRECTION SERVICES	0.853	0.109			0.962
417.10	GWG:P/MEY	MANAGEMENT & DIRECTION SERVICES	0.899	0.050			0.949
418.06	GWG:KAWANG	MANAGEMENT & DIRECTION SERVICES	0.823	1.593			2.416
406.10	GWG:T/GANG	MANAGEMENT & DIRECTION SERVICES	0.879	0.685			1.564
405.03	GWG:DUG	MANAGEMENT & DIRECTION SERVICES	0.859	0.645			1.504
407.12	GWG:TOEP	MANAGEMENT & DIRECTION SERVICES	0.903	0.225			1.128
406.03	GWG:DRU	MANAGEMENT & DIRECTION SERVICES	0.879				0.879
404.12	GWG:NAINI	MANAGEMENT & DIRECTION SERVICES	0.889	0.805			1.694
408.13	GWG:RUJEP	MANAGEMENT & DIRECTION SERVICES	0.939	0.079			1.018
407.10	GWG:ZOMI	MANAGEMENT & DIRECTION SERVICES	0.926	0.498			1.424
407.08	GWG:TALO	MANAGEMENT & DIRECTION SERVICES	0.924				0.924
407.03	GWG:GOEN	MANAGEMENT & DIRECTION SERVICES	0.878	0.530			1.408
406.05	GWG:GOSHI	MANAGEMENT & DIRECTION SERVICES	0.923				0.923
407.01	P/kha	MANAGEMENT & DIRECTION SERVICES	41.107	10.429			51.535
416.05	GWG:W/PHU	MANAGEMENT & DIRECTION SERVICES	0.859	2.472			3.331
415.06	GWG:SHUMER	MANAGEMENT & DIRECTION SERVICES	0.919	0.080			0.999
410.01	S/parag	MANAGEMENT & DIRECTION SERVICES	33.644	6.727			40.372
414.11	GWG:NGAT	MANAGEMENT & DIRECTION SERVICES	0.861	1.095			1.956
414.04	GWG:CHAS	MANAGEMENT & DIRECTION SERVICES	0.888				0.888
412.05	GWG:NUBI	MANAGEMENT & DIRECTION SERVICES	0.886	2.151			3.037
401.05	GWG:DAG	MANAGEMENT & DIRECTION SERVICES	0.834				0.834
403.03	GWG:DOG	MANAGEMENT & DIRECTION SERVICES	0.898	0.050			0.948
403.10	GWG:TSE	MANAGEMENT & DIRECTION SERVICES	0.902	0.348			1.250
420.09	GWG:YANGT	MANAGEMENT & DIRECTION SERVICES	0.960	0.110			1.070
417.08	GWG:MERAK	MANAGEMENT & DIRECTION SERVICES	0.912	0.099			1.011
418.04	GWG:DAGALA	MANAGEMENT & DIRECTION SERVICES	0.920	0.438			1.358
413.01	L/tse	MANAGEMENT & DIRECTION SERVICES	25.346	3.774			29.120

AU	Administrative Unit	Programme	(Nu. in million)				
			CURRENT	CAPITAL	LEND	REPAY	TOTAL
416.02	GWG:PTHANG	MANAGEMENT & DIRECTION SERVICES	0.978	0.400			1.378
404.14	GWG:SAM	MANAGEMENT & DIRECTION SERVICES	0.817	0.132			0.949
405.10	GWG:PGC	MANAGEMENT & DIRECTION SERVICES	0.891	0.526			1.417
		Total	863.349	324.977	-	-	1,188.326
102.01	HMS	HIS MAJESTY'S SECRETARIAT SERVICES	17.447				17.447
101.01	HMS	HIS MAJESTY'S SECRETARIAT SERVICES	27.305	1.407			28.711
103.01	NAB	NATIONAL ASSEMBLY SERVICES	76.681	26.824			103.506
104.01	NCB	NATIONAL COUNCIL SERVICES	61.542	19.071			80.613
117.01	GNHC	NATIONAL PLANNING SERVICES	34.450	33.686			68.136
107.01	RCSC	RCSC SECRETARIAT SERVICES	46.789	91.186			137.975
113.01	BOC	OLYMPIC SERVICES	23.788	12.636			36.424
111.01	CS	CABINET SECRETARIAT SERVICES	33.240	8.720			41.959
121.01	NSB	NATIONAL STATISTICAL SERVICES	22.734	16.946			39.680
109.01	ECB	NATIONAL ELECTION SERVICES	90.702	16.095			106.797
127.01	NCWC	WOMEN & CHILDREN COMMISSION SERVICES	10.548	12.629			23.177
201.01	MHCA	IMMIGRATION SERVICE	67.738	25.084			92.821
201.01	MHCA	DISASTER MANAGEMENT SERVICES	10.915	12.484			23.399
202.01	MOF	FINANCIAL POLICY DIRECTION SERVICES	412.341	335.765			748.106
202.01	MOF	REVENUE & CUSTOM SERVICES	220.061	81.710			301.771
202.01	MOF	NATIONAL PROPERTY SERVICES	91.118	21.968			113.085
202.01	MOF	NATIONAL BUDGET SERVICES	12.381	2.133			14.513
117.01	GNHC	SDS PROJECT MANAGEMENT SERVICES	0.495	11.698			12.193
203.01	MFA	FOREIGN POLICY DIRECTION SERVICES	205.692	2.085			207.777
203.01	MFA	FOREIGN RELATIONS SERVICES	346.577	12.329			358.906
130.01	RPC	ROYAL PRIVY COUNCIL SERVICES	9.464	1.336			10.801
201.01	MHCA	LOCAL GOVERNANCE SERVICES	22.030	52.648			74.678
201.01	MHCA	HOME & CULTURAL POLICY DIRECTION SERVICES	44.141	5.993			50.134
209.01	MOE	YOUTH SERVICES	26.899	42.372			69.271
116.01	CBS	BHUTAN STUDIES SERVICES	11.692	2.950			14.642
206.01	MWHS	WORKS & HUMAN SETTLEMENT POLICY DIRECTION SERVICES	31.554	123.504			155.058
204.01	MAF	AGRICULTURE AND FOOD REGULATORY SERVICES	78.480	47.155			125.635
118.01	NEC	NATIONAL ENVIRONMENTAL SERVICES	33.716	33.141			66.857

AU	Administrative Unit	Programme	(Nu. in million)				
			CURRENT	CAPITAL	LEND	REPAY	TOTAL
210.01	MLHR	LABOUR & HUMAN RESOURCE POLICY DIRECTION SERVICES	19.897	5.290			25.187
205.01	MEA	CONSUMER PROTECTION SERVICES	0.083	0.593			0.675
133.01	RIL	LEGAL EDUCATION AND RESEARCH SERVICES	3.732	3.058			6.790
		Total	2,094.230	1,062.494	-	-	3,156.724
417.01	T/gang	CIVIL REGISTRATION & CENSUS SERVICES	1.604				1.604
412.01	T/gsa	CIVIL REGISTRATION & CENSUS SERVICES	0.908				0.908
418.01	T/phu	CIVIL REGISTRATION & CENSUS SERVICES	1.079				1.079
403.01	Paro	CIVIL REGISTRATION & CENSUS SERVICES	1.144				1.144
419.01	Casa	CIVIL REGISTRATION & CENSUS SERVICES	0.669				0.669
402.01	Haa	CIVIL REGISTRATION & CENSUS SERVICES	0.898				0.898
409.01	B/thang	CIVIL REGISTRATION & CENSUS SERVICES	0.828				0.828
404.01	S/ise	CIVIL REGISTRATION & CENSUS SERVICES	1.150	0.077			1.227
401.01	C/kha	CIVIL REGISTRATION & CENSUS SERVICES	1.313				1.313
420.01	T/Yangtse	CIVIL REGISTRATION & CENSUS SERVICES	0.902				0.902
201.01	MHCA	CIVIL REGISTRATION & CENSUS SERVICES	14.666	4.531			19.197
410.01	S/pang	CIVIL REGISTRATION & CENSUS SERVICES	0.753	0.078			0.831
415.01	P/Gaishel	CIVIL REGISTRATION & CENSUS SERVICES	0.901	0.249			1.150
406.01	Dagana	CIVIL REGISTRATION & CENSUS SERVICES	1.035				1.035
405.01	T/rang	CIVIL REGISTRATION & CENSUS SERVICES	1.021				1.021
408.01	W/du	CIVIL REGISTRATION & CENSUS SERVICES	1.040				1.040
416.01	S/Jongkhar	CIVIL REGISTRATION & CENSUS SERVICES	0.972				0.972
414.01	M/gar	CIVIL REGISTRATION & CENSUS SERVICES	1.006				1.006
411.01	Z/gang	CIVIL REGISTRATION & CENSUS SERVICES	0.836				0.836
413.01	L/ise	CIVIL REGISTRATION & CENSUS SERVICES	0.810	0.376			1.186
407.01	P/kha	CIVIL REGISTRATION & CENSUS SERVICES	1.198				1.198
		Total	34.732	5.311	-	-	40.043
115.01	NLC	NATIONAL LAND SERVICES	36.869	67.464			104.333
407.01	P/kha	SURVEY & LAND RECORD SERVICES	1.719				1.719
416.01	S/Jongkhar	SURVEY & LAND RECORD SERVICES	2.384				2.384
413.01	L/ise	SURVEY & LAND RECORD SERVICES	1.218	1.977			3.195
411.01	Z/gang	SURVEY & LAND RECORD SERVICES	1.296				1.296
406.01	Dagana	SURVEY & LAND RECORD SERVICES	1.446	0.287			1.733

AU	Administrative Unit	Programme	(Nu. in million)				
			CURRENT	CAPITAL	LEND	REPAY	TOTAL
415.01	P/Gatshel	SURVEY & LAND RECORD SERVICES	1.725	2.103			3.828
405.01	T/rang	SURVEY & LAND RECORD SERVICES	2.409				2.409
410.01	S/pang	SURVEY & LAND RECORD SERVICES	2.078	0.454			2.532
404.01	S/tse	SURVEY & LAND RECORD SERVICES	3.353	0.174			3.526
409.01	B/thang	SURVEY & LAND RECORD SERVICES	1.613	0.883			2.496
420.01	T/Yangtse	SURVEY & LAND RECORD SERVICES	0.979	0.178			1.157
402.01	Haa	SURVEY & LAND RECORD SERVICES	1.501				1.501
115.01	N/LC	SURVEY & LAND RECORD SERVICES	162.009	63.034			225.043
418.01	T/phu	SURVEY & LAND RECORD SERVICES	1.992	0.524			2.516
403.01	Paro	SURVEY & LAND RECORD SERVICES	2.211				2.211
419.01	Gasa	SURVEY & LAND RECORD SERVICES	0.753				0.753
414.01	M/gar	SURVEY & LAND RECORD SERVICES	2.186	0.888			3.074
408.01	W/due	SURVEY & LAND RECORD SERVICES	2.540				2.540
417.01	T/gang	SURVEY & LAND RECORD SERVICES	2.009	0.934			2.943
412.01	T/gsa	SURVEY & LAND RECORD SERVICES	1.434	0.057			1.491
		Total	233.724	138.957	-	-	372.681
		Total General Services	3,226.034	1,531.739	-	-	4,757.773
		Public Debt Services					
202.01	MOF	PUBLIC ACCOUNTS SERVICES	3,255.837	3,540.449	570.661	11,713.338	19,080.286
		Total Public Debt Services	3,255.837	3,540.449	570.661	11,713.338	19,080.286
		Social Services					
408.07	GWG:GASEW	BASIC EDUCATION SERVICES		0.150			0.150
412.06	GWG:TGI	BASIC EDUCATION SERVICES		0.070			0.070
405.09	GWG:PAT	BASIC EDUCATION SERVICES		0.150			0.150
404.06	GWG:DEN	BASIC EDUCATION SERVICES		0.924			0.924
408.09	GWG:NAHI	BASIC EDUCATION SERVICES		1.810			1.810
416.10	GWG:ORONG	BASIC EDUCATION SERVICES		0.100			0.100
419.01	Gasa	BASIC EDUCATION SERVICES	32.116	5.247			37.362
403.01	Paro	BASIC EDUCATION SERVICES	208.834	26.477			235.311
404.08	GWG:DUM	BASIC EDUCATION SERVICES		0.591			0.591
404.13	GWG:PUG	BASIC EDUCATION SERVICES		0.731			0.731
407.02	GWG:CHHU	BASIC EDUCATION SERVICES		0.220			0.220

AU	Administrative Unit	Programme	(Nu. in million)				
			CURRENT	CAPITAL	LEND	REPAY	TOTAL
209.01	MOE	BASIC EDUCATION SERVICES	60.925	253.551			314.476
413.04	GWG:KHO	BASIC EDUCATION SERVICES		0.930			0.930
414.03	GWG:CHALI	BASIC EDUCATION SERVICES		1.043			1.043
418.01	T/phu	BASIC EDUCATION SERVICES	71.635	10.030			81.664
416.09	GWG:DEO	BASIC EDUCATION SERVICES		0.700			0.700
402.01	Haa	BASIC EDUCATION SERVICES	77.285	15.126			92.411
401.01	C/kha	BASIC EDUCATION SERVICES	253.621	49.366			302.988
420.01	T/Yangtse	BASIC EDUCATION SERVICES	144.544	32.347			176.891
409.01	B/thang	BASIC EDUCATION SERVICES	113.465	27.840			141.304
404.01	S/ise	BASIC EDUCATION SERVICES	262.866	66.644			329.510
406.13	GWG:DEO	BASIC EDUCATION SERVICES		0.258			0.258
401.10	GWG:LGG	BASIC EDUCATION SERVICES		0.082			0.082
404.11	GWG:TEN	BASIC EDUCATION SERVICES		0.332			0.332
405.01	T/rang	BASIC EDUCATION SERVICES	115.860	28.401			144.261
406.01	Dagana	BASIC EDUCATION SERVICES	154.232	43.799			198.030
401.12	GWG:PLG	BASIC EDUCATION SERVICES		0.150			0.150
416.02	GWG:PTHANG	BASIC EDUCATION SERVICES		0.600			0.600
415.01	P/Gratshel	BASIC EDUCATION SERVICES	162.534	59.435			221.969
410.01	S/pang	BASIC EDUCATION SERVICES	163.421	49.503			212.924
124.01	THROM	BASIC EDUCATION SERVICES	519.746	69.526			589.272
404.14	GWG:SAM	BASIC EDUCATION SERVICES		1.093			1.093
404.07	GWG:DOR	BASIC EDUCATION SERVICES		0.200			0.200
404.12	GWG:NAINI	BASIC EDUCATION SERVICES		1.560			1.560
404.05	GWG:CHEN	BASIC EDUCATION SERVICES		1.692			1.692
407.01	P/kha	BASIC EDUCATION SERVICES	179.091	28.649			207.739
413.01	L/ise	BASIC EDUCATION SERVICES	116.518	26.830			143.348
407.08	GWG:TALO	BASIC EDUCATION SERVICES		0.600			0.600
416.01	S/tongkhar	BASIC EDUCATION SERVICES	162.234	45.101			207.335
411.01	Z/gang	BASIC EDUCATION SERVICES	146.940	31.500			178.440
413.02	GWG:GANG	BASIC EDUCATION SERVICES		0.200			0.200
408.03	GWG:DAN	BASIC EDUCATION SERVICES		0.200			0.200
417.01	T/gang	BASIC EDUCATION SERVICES	343.220	62.299			405.518

AU	Administrative Unit	Programme	(Nu. in million)				
			CURRENT	CAPITAL	LEND	REPAY	TOTAL
414.01	M/gar	BASIC EDUCATION SERVICES	230.936	39.462			270.398
412.01	T/gsa	BASIC EDUCATION SERVICES	111.484	14.487			125.970
416.11	GWG:SG	BASIC EDUCATION SERVICES		0.193			0.193
408.01	W/due	BASIC EDUCATION SERVICES	179.512	27.174			206.685
401.11	GWG:MKG	BASIC EDUCATION SERVICES		0.300			0.300
119.01	RIM	MANAGEMENT TRAINING SERVICES	40.114	77.013			117.126
132.01	UMSB	UNIVERSITY SECRETARIAT SERVICES	13.179	2.329			15.508
120.01	RUB	UNIVERSITY SECRETARIAT SERVICES		19.131			19.131
120.01	RUB	TERTIARY EDUCATION SERVICES		85.633			85.633
132.01	UMSB	TERTIARY EDUCATION SERVICES	0.498	47.599			48.097
114.01	DDC	DZONGKHA DEVELOPMENT SERVICES	14.574	5.165			19.739
209.01	MOE	CONTINUING & NON-FORMAL EDUCATION SERVICES	15.824	365.012			380.836
124.01	THROM	CONTINUING & NON-FORMAL EDUCATION SERVICES	0.440				0.440
128.01	REC	ROYAL EDUCATION COUNCIL SERVICES	23.147	18.183			41.330
129.01	BCSEA	SCHOOL EXAMINATION & ASSESSMENT SERVICES	68.085	9.425			77.510
209.01	MOE	EDUCATION POLICY DIRECTION SERVICES	48.883	53.308			102.191
	Total		4,035.758	1,710.488	-		5,746.246
410.08	GWG:HG	PUBLIC HEALTH (COMMUNICABLE & NON-COMMUNICABLE DISEASES) SERVICES		0.573			0.573
408.07	GWG:GASEW	PUBLIC HEALTH (COMMUNICABLE & NON-COMMUNICABLE DISEASES) SERVICES		0.247			0.247
413.06	GWG:MINJAY	PUBLIC HEALTH (COMMUNICABLE & NON-COMMUNICABLE DISEASES) SERVICES		0.021			0.021
415.05	GWG:KHAR	PUBLIC HEALTH (COMMUNICABLE & NON-COMMUNICABLE DISEASES) SERVICES		2.213			2.213
414.10	GWG:MONGGA	PUBLIC HEALTH (COMMUNICABLE & NON-COMMUNICABLE DISEASES) SERVICES		0.992			0.992
418.03	GWG:CHANG	PUBLIC HEALTH (COMMUNICABLE & NON-COMMUNICABLE DISEASES) SERVICES		1.340			1.340
415.12	GWG:C/LING	PUBLIC HEALTH (COMMUNICABLE & NON-COMMUNICABLE DISEASES) SERVICES		0.192			0.192
416.09	GWG:DEO	PUBLIC HEALTH (COMMUNICABLE & NON-COMMUNICABLE DISEASES) SERVICES		1.343			1.343
416.08	GWG:MART	PUBLIC HEALTH (COMMUNICABLE & NON-COMMUNICABLE DISEASES) SERVICES		2.500			2.500
401.04	GWG:CHG	PUBLIC HEALTH (COMMUNICABLE & NON-COMMUNICABLE DISEASES) SERVICES		0.697			0.697
403.09	GWG:SHA	PUBLIC HEALTH (COMMUNICABLE & NON-COMMUNICABLE DISEASES) SERVICES		1.828			1.828
407.11	GWG:BAAP	PUBLIC HEALTH (COMMUNICABLE & NON-COMMUNICABLE DISEASES) SERVICES		1.940			1.940
404.13	GWG:PUG	PUBLIC HEALTH (COMMUNICABLE & NON-COMMUNICABLE DISEASES) SERVICES		1.853			1.853
419.02	GWG:KHAME	PUBLIC HEALTH (COMMUNICABLE & NON-COMMUNICABLE DISEASES) SERVICES		0.149			0.149
403.11	GWG:WAN	PUBLIC HEALTH (COMMUNICABLE & NON-COMMUNICABLE DISEASES) SERVICES		0.566			0.566

AU	Administrative Unit	Programme	(Nu. in million)				
			CURRENT	CAPITAL	LEND	REPAY	TOTAL
412.04	GWG:LGL	PUBLIC HEALTH (COMMUNICABLE & NON-COMMUNICABLE DISEASES) SERVICES		0.413			0.413
414.03	GWG:CHALI	PUBLIC HEALTH (COMMUNICABLE & NON-COMMUNICABLE DISEASES) SERVICES		1.207			1.207
208.01	MOH	PUBLIC HEALTH (COMMUNICABLE & NON-COMMUNICABLE DISEASES) SERVICES	96.204	101.183			197.388
410.05	GWG:DOE	PUBLIC HEALTH (COMMUNICABLE & NON-COMMUNICABLE DISEASES) SERVICES		0.069			0.069
411.05	GWG:GANG	PUBLIC HEALTH (COMMUNICABLE & NON-COMMUNICABLE DISEASES) SERVICES		0.050			0.050
410.10	GWG:UML	PUBLIC HEALTH (COMMUNICABLE & NON-COMMUNICABLE DISEASES) SERVICES		0.676			0.676
407.09	GWG:TFO	PUBLIC HEALTH (COMMUNICABLE & NON-COMMUNICABLE DISEASES) SERVICES		0.726			0.726
406.11	GWG:T/KHA	PUBLIC HEALTH (COMMUNICABLE & NON-COMMUNICABLE DISEASES) SERVICES		0.830			0.830
411.07	GWG:S/KHAR	PUBLIC HEALTH (COMMUNICABLE & NON-COMMUNICABLE DISEASES) SERVICES		0.940			0.940
414.05	GWG:D/TSE	PUBLIC HEALTH (COMMUNICABLE & NON-COMMUNICABLE DISEASES) SERVICES		1.570			1.570
415.07	GWG:YUR	PUBLIC HEALTH (COMMUNICABLE & NON-COMMUNICABLE DISEASES) SERVICES		0.450			0.450
414.12	GWG:SALENG	PUBLIC HEALTH (COMMUNICABLE & NON-COMMUNICABLE DISEASES) SERVICES		0.020			0.020
417.02	GWG:BAR	PUBLIC HEALTH (COMMUNICABLE & NON-COMMUNICABLE DISEASES) SERVICES		1.396			1.396
416.03	GWG:PTHANG	PUBLIC HEALTH (COMMUNICABLE & NON-COMMUNICABLE DISEASES) SERVICES		2.110			2.110
401.06	GWG:GTG	PUBLIC HEALTH (COMMUNICABLE & NON-COMMUNICABLE DISEASES) SERVICES		0.690			0.690
403.04	GWG:DOT	PUBLIC HEALTH (COMMUNICABLE & NON-COMMUNICABLE DISEASES) SERVICES		0.200			0.200
404.06	GWG:DEN	PUBLIC HEALTH (COMMUNICABLE & NON-COMMUNICABLE DISEASES) SERVICES		0.660			0.660
402.04	GWG:SBY	PUBLIC HEALTH (COMMUNICABLE & NON-COMMUNICABLE DISEASES) SERVICES		0.195			0.195
405.04	GWG:BAG	PUBLIC HEALTH (COMMUNICABLE & NON-COMMUNICABLE DISEASES) SERVICES		0.100			0.100
419.03	GWG:KHATOE	PUBLIC HEALTH (COMMUNICABLE & NON-COMMUNICABLE DISEASES) SERVICES		0.060			0.060
403.05	GWG:HOR	PUBLIC HEALTH (COMMUNICABLE & NON-COMMUNICABLE DISEASES) SERVICES		0.090			0.090
417.09	GWG:Y/NEER	PUBLIC HEALTH (COMMUNICABLE & NON-COMMUNICABLE DISEASES) SERVICES		1.570			1.570
407.05	GWG:KAB	PUBLIC HEALTH (COMMUNICABLE & NON-COMMUNICABLE DISEASES) SERVICES		0.411			0.411
408.08	GWG:KAZHI	PUBLIC HEALTH (COMMUNICABLE & NON-COMMUNICABLE DISEASES) SERVICES		0.277			0.277
407.10	GWG:ZOMI	PUBLIC HEALTH (COMMUNICABLE & NON-COMMUNICABLE DISEASES) SERVICES		1.010			1.010
401.07	GWG:LKG	PUBLIC HEALTH (COMMUNICABLE & NON-COMMUNICABLE DISEASES) SERVICES		3.861			3.861
404.02	GWG:BARA	PUBLIC HEALTH (COMMUNICABLE & NON-COMMUNICABLE DISEASES) SERVICES		2.372			2.372
404.14	GWG:SAM	PUBLIC HEALTH (COMMUNICABLE & NON-COMMUNICABLE DISEASES) SERVICES		1.321			1.321
404.09	GWG:GHU	PUBLIC HEALTH (COMMUNICABLE & NON-COMMUNICABLE DISEASES) SERVICES		0.758			0.758
402.06	GWG:USE	PUBLIC HEALTH (COMMUNICABLE & NON-COMMUNICABLE DISEASES) SERVICES		0.540			0.540
411.03	GWG:BIOKA	PUBLIC HEALTH (COMMUNICABLE & NON-COMMUNICABLE DISEASES) SERVICES		0.717			0.717
405.05	GWG:GOG	PUBLIC HEALTH (COMMUNICABLE & NON-COMMUNICABLE DISEASES) SERVICES		1.030			1.030

AU	Administrative Unit	Programme	(Nu. in million)				
			CURRENT	CAPITAL	LEND	REPAY	TOTAL
406.05	GWG:GOSH	PUBLIC HEALTH (COMMUNICABLE & NON-COMMUNICABLE DISEASES) SERVICES		0.711			0.711
405.12	GWG:TSG	PUBLIC HEALTH (COMMUNICABLE & NON-COMMUNICABLE DISEASES) SERVICES		0.131			0.131
406.12	GWG:TEZA	PUBLIC HEALTH (COMMUNICABLE & NON-COMMUNICABLE DISEASES) SERVICES		0.567			0.567
415.08	GWG:ZOB	PUBLIC HEALTH (COMMUNICABLE & NON-COMMUNICABLE DISEASES) SERVICES		1.296			1.296
402.03	GWG:KSH	PUBLIC HEALTH (COMMUNICABLE & NON-COMMUNICABLE DISEASES) SERVICES		1.143			1.143
417.03	GWG:BDJUNG	PUBLIC HEALTH (COMMUNICABLE & NON-COMMUNICABLE DISEASES) SERVICES		1.660			1.660
401.05	GWG:DAG	PUBLIC HEALTH (COMMUNICABLE & NON-COMMUNICABLE DISEASES) SERVICES		0.100			0.100
418.06	GWG:KAWANG	PUBLIC HEALTH (COMMUNICABLE & NON-COMMUNICABLE DISEASES) SERVICES		0.619			0.619
403.10	GWG:TSE	PUBLIC HEALTH (COMMUNICABLE & NON-COMMUNICABLE DISEASES) SERVICES		0.899			0.899
416.01	S/longkhar	PUBLIC HEALTH (COMMUNICABLE & NON-COMMUNICABLE DISEASES) SERVICES	2.264				2.264
405.10	GWG:PGC	PUBLIC HEALTH (COMMUNICABLE & NON-COMMUNICABLE DISEASES) SERVICES		0.519			0.519
417.08	GWG:MERAK	PUBLIC HEALTH (COMMUNICABLE & NON-COMMUNICABLE DISEASES) SERVICES		0.549			0.549
409.05	GWG:URU	PUBLIC HEALTH (COMMUNICABLE & NON-COMMUNICABLE DISEASES) SERVICES		0.570			0.570
410.06	GWG:TTHANG	PUBLIC HEALTH (COMMUNICABLE & NON-COMMUNICABLE DISEASES) SERVICES		0.267			0.267
408.06	GWG:GASEG	PUBLIC HEALTH (COMMUNICABLE & NON-COMMUNICABLE DISEASES) SERVICES		0.257			0.257
408.13	GWG:RUEP	PUBLIC HEALTH (COMMUNICABLE & NON-COMMUNICABLE DISEASES) SERVICES		0.048			0.048
404.07	GWG:DOR	PUBLIC HEALTH (COMMUNICABLE & NON-COMMUNICABLE DISEASES) SERVICES		1.839			1.839
405.03	GWG:DUG	PUBLIC HEALTH (COMMUNICABLE & NON-COMMUNICABLE DISEASES) SERVICES		0.216			0.216
407.12	GWG:TOEP	PUBLIC HEALTH (COMMUNICABLE & NON-COMMUNICABLE DISEASES) SERVICES		0.294			0.294
406.10	GWG:T/GANG	PUBLIC HEALTH (COMMUNICABLE & NON-COMMUNICABLE DISEASES) SERVICES		2.139			2.139
405.02	GWG:BEG	PUBLIC HEALTH (COMMUNICABLE & NON-COMMUNICABLE DISEASES) SERVICES		0.429			0.429
406.02	GWG:DOR	PUBLIC HEALTH (COMMUNICABLE & NON-COMMUNICABLE DISEASES) SERVICES		0.100			0.100
406.09	GWG:T/DING	PUBLIC HEALTH (COMMUNICABLE & NON-COMMUNICABLE DISEASES) SERVICES		0.399			0.399
405.09	GWG:PAT	PUBLIC HEALTH (COMMUNICABLE & NON-COMMUNICABLE DISEASES) SERVICES		0.939			0.939
403.02	GWG:DOB	PUBLIC HEALTH (COMMUNICABLE & NON-COMMUNICABLE DISEASES) SERVICES		0.343			0.343
417.14	GWG:S/PHU	PUBLIC HEALTH (COMMUNICABLE & NON-COMMUNICABLE DISEASES) SERVICES		0.100			0.100
407.02	GWG:CHHU	PUBLIC HEALTH (COMMUNICABLE & NON-COMMUNICABLE DISEASES) SERVICES		0.541			0.541
407.07	GWG:SHE	PUBLIC HEALTH (COMMUNICABLE & NON-COMMUNICABLE DISEASES) SERVICES		0.410			0.410
409.02	GWG:CHHOEK	PUBLIC HEALTH (COMMUNICABLE & NON-COMMUNICABLE DISEASES) SERVICES		0.999			0.999
408.05	GWG:GANG	PUBLIC HEALTH (COMMUNICABLE & NON-COMMUNICABLE DISEASES) SERVICES		0.235			0.235
418.08	GWG:MEWANG	PUBLIC HEALTH (COMMUNICABLE & NON-COMMUNICABLE DISEASES) SERVICES		0.992			0.992
417.12	GWG:SAK.TEN	PUBLIC HEALTH (COMMUNICABLE & NON-COMMUNICABLE DISEASES) SERVICES		0.460			0.460

AU	Administrative Unit	Programme	(Nu. in million)				
			CURRENT	CAPITAL	LEND	REPAY	TOTAL
401.02	GWG:SPS	PUBLIC HEALTH (COMMUNICABLE & NON-COMMUNICABLE DISEASES) SERVICES		1.212			1.212
403.07	GWG:LUN	PUBLIC HEALTH (COMMUNICABLE & NON-COMMUNICABLE DISEASES) SERVICES		1.348			1.348
416.06	GWG:LPHU	PUBLIC HEALTH (COMMUNICABLE & NON-COMMUNICABLE DISEASES) SERVICES		0.050			0.050
414.08	GWG:JUR	PUBLIC HEALTH (COMMUNICABLE & NON-COMMUNICABLE DISEASES) SERVICES		0.296			0.296
412.02	GWG:DTG	PUBLIC HEALTH (COMMUNICABLE & NON-COMMUNICABLE DISEASES) SERVICES		0.566			0.566
414.15	GWG:T/RONG	PUBLIC HEALTH (COMMUNICABLE & NON-COMMUNICABLE DISEASES) SERVICES		0.376			0.376
415.10	GWG:NORB	PUBLIC HEALTH (COMMUNICABLE & NON-COMMUNICABLE DISEASES) SERVICES		0.402			0.402
405.07	GWG:KIG	PUBLIC HEALTH (COMMUNICABLE & NON-COMMUNICABLE DISEASES) SERVICES		0.544			0.544
417.05	GWG:K/PARA	PUBLIC HEALTH (COMMUNICABLE & NON-COMMUNICABLE DISEASES) SERVICES		0.700			0.700
406.07	GWG:K/HEBI	PUBLIC HEALTH (COMMUNICABLE & NON-COMMUNICABLE DISEASES) SERVICES		0.125			0.125
408.10	GWG:NYISHO	PUBLIC HEALTH (COMMUNICABLE & NON-COMMUNICABLE DISEASES) SERVICES		0.938			0.938
410.03	GWG:CHUZ	PUBLIC HEALTH (COMMUNICABLE & NON-COMMUNICABLE DISEASES) SERVICES		0.300			0.300
404.16	GWG:TAD	PUBLIC HEALTH (COMMUNICABLE & NON-COMMUNICABLE DISEASES) SERVICES		2.138			2.138
404.04	GWG:CHAR	PUBLIC HEALTH (COMMUNICABLE & NON-COMMUNICABLE DISEASES) SERVICES		5.471			5.471
413.09	GWG:TGA	PUBLIC HEALTH (COMMUNICABLE & NON-COMMUNICABLE DISEASES) SERVICES		1.273			1.273
414.13	GWG:SHER	PUBLIC HEALTH (COMMUNICABLE & NON-COMMUNICABLE DISEASES) SERVICES		1.415			1.415
415.03	GWG:CHHIM	PUBLIC HEALTH (COMMUNICABLE & NON-COMMUNICABLE DISEASES) SERVICES		0.649			0.649
410.13	GWG:SERZ	PUBLIC HEALTH (COMMUNICABLE & NON-COMMUNICABLE DISEASES) SERVICES		1.940			1.940
408.03	GWG:DAN	PUBLIC HEALTH (COMMUNICABLE & NON-COMMUNICABLE DISEASES) SERVICES		1.465			1.465
417.10	GWG:P/MEY	PUBLIC HEALTH (COMMUNICABLE & NON-COMMUNICABLE DISEASES) SERVICES		0.900			0.900
418.04	GWG:DAGALA	PUBLIC HEALTH (COMMUNICABLE & NON-COMMUNICABLE DISEASES) SERVICES		0.469			0.469
408.11	GWG:PHANG	PUBLIC HEALTH (COMMUNICABLE & NON-COMMUNICABLE DISEASES) SERVICES		0.653			0.653
407.08	GWG:TALO	PUBLIC HEALTH (COMMUNICABLE & NON-COMMUNICABLE DISEASES) SERVICES		0.310			0.310
406.15	GWG:NICHU	PUBLIC HEALTH (COMMUNICABLE & NON-COMMUNICABLE DISEASES) SERVICES		0.270			0.270
405.08	GWG:MEG	PUBLIC HEALTH (COMMUNICABLE & NON-COMMUNICABLE DISEASES) SERVICES		1.937			1.937
411.06	GWG:PHANG	PUBLIC HEALTH (COMMUNICABLE & NON-COMMUNICABLE DISEASES) SERVICES		1.000			1.000
413.05	GWG:KUR-GA	PUBLIC HEALTH (COMMUNICABLE & NON-COMMUNICABLE DISEASES) SERVICES		0.450			0.450
413.07	GWG:MINBI	PUBLIC HEALTH (COMMUNICABLE & NON-COMMUNICABLE DISEASES) SERVICES		0.350			0.350
416.02	GWG:PTHANG	PUBLIC HEALTH (COMMUNICABLE & NON-COMMUNICABLE DISEASES) SERVICES		0.720			0.720
403.03	GWG:DOG	PUBLIC HEALTH (COMMUNICABLE & NON-COMMUNICABLE DISEASES) SERVICES		1.220			1.220
402.02	GWG:BJE	PUBLIC HEALTH (COMMUNICABLE & NON-COMMUNICABLE DISEASES) SERVICES		0.242			0.242
414.04	GWG:CHAS	PUBLIC HEALTH (COMMUNICABLE & NON-COMMUNICABLE DISEASES) SERVICES		0.268			0.268

AU	Administrative Unit	Programme	(Nu. in million)				
			CURRENT	CAPITAL	LEND	REPAY	TOTAL
415.06	GWG:SHUMER	PUBLIC HEALTH (COMMUNICABLE & NON-COMMUNICABLE DISEASES) SERVICES		1.896			1.896
416.05	GWG:W/PHU	PUBLIC HEALTH (COMMUNICABLE & NON-COMMUNICABLE DISEASES) SERVICES		0.535			0.535
417.13	GWG:S/KHAR	PUBLIC HEALTH (COMMUNICABLE & NON-COMMUNICABLE DISEASES) SERVICES		1.807			1.807
416.07	GWG:LAURI	PUBLIC HEALTH (COMMUNICABLE & NON-COMMUNICABLE DISEASES) SERVICES		0.630			0.630
409.03	GWG:CHHUME	PUBLIC HEALTH (COMMUNICABLE & NON-COMMUNICABLE DISEASES) SERVICES		0.030			0.030
410.11	GWG:SINGHI	PUBLIC HEALTH (COMMUNICABLE & NON-COMMUNICABLE DISEASES) SERVICES		0.035			0.035
405.06	GWG:RAG	PUBLIC HEALTH (COMMUNICABLE & NON-COMMUNICABLE DISEASES) SERVICES		0.422			0.422
401.12	GWG:PLG	PUBLIC HEALTH (COMMUNICABLE & NON-COMMUNICABLE DISEASES) SERVICES		0.646			0.646
403.08	GWG:NAJ	PUBLIC HEALTH (COMMUNICABLE & NON-COMMUNICABLE DISEASES) SERVICES		0.551			0.551
418.09	GWG:NARO	PUBLIC HEALTH (COMMUNICABLE & NON-COMMUNICABLE DISEASES) SERVICES		0.355			0.355
404.11	GWG:TEN	PUBLIC HEALTH (COMMUNICABLE & NON-COMMUNICABLE DISEASES) SERVICES		1.968			1.968
405.13	GWG:TGR	PUBLIC HEALTH (COMMUNICABLE & NON-COMMUNICABLE DISEASES) SERVICES		0.687			0.687
408.09	GWG:NAHI	PUBLIC HEALTH (COMMUNICABLE & NON-COMMUNICABLE DISEASES) SERVICES		0.631			0.631
406.08	GWG:LAJA	PUBLIC HEALTH (COMMUNICABLE & NON-COMMUNICABLE DISEASES) SERVICES		1.403			1.403
407.06	GWG:LJING	PUBLIC HEALTH (COMMUNICABLE & NON-COMMUNICABLE DISEASES) SERVICES		0.250			0.250
410.12	GWG:SAR	PUBLIC HEALTH (COMMUNICABLE & NON-COMMUNICABLE DISEASES) SERVICES		0.740			0.740
410.04	GWG:DG	PUBLIC HEALTH (COMMUNICABLE & NON-COMMUNICABLE DISEASES) SERVICES		1.095			1.095
411.04	GWG:ANG	PUBLIC HEALTH (COMMUNICABLE & NON-COMMUNICABLE DISEASES) SERVICES		0.562			0.562
408.16	GWG:THEDT	PUBLIC HEALTH (COMMUNICABLE & NON-COMMUNICABLE DISEASES) SERVICES		2.017			2.017
402.05	GWG:SAM	PUBLIC HEALTH (COMMUNICABLE & NON-COMMUNICABLE DISEASES) SERVICES		0.245			0.245
403.06	GWG:LAN	PUBLIC HEALTH (COMMUNICABLE & NON-COMMUNICABLE DISEASES) SERVICES		0.320			0.320
418.07	GWG:L/SHI	PUBLIC HEALTH (COMMUNICABLE & NON-COMMUNICABLE DISEASES) SERVICES		0.392			0.392
414.07	GWG:GONG	PUBLIC HEALTH (COMMUNICABLE & NON-COMMUNICABLE DISEASES) SERVICES		0.200			0.200
415.02	GWG:CHONG	PUBLIC HEALTH (COMMUNICABLE & NON-COMMUNICABLE DISEASES) SERVICES		0.807			0.807
414.14	GWG:SILAM	PUBLIC HEALTH (COMMUNICABLE & NON-COMMUNICABLE DISEASES) SERVICES		0.270			0.270
404.08	GWG:DUM	PUBLIC HEALTH (COMMUNICABLE & NON-COMMUNICABLE DISEASES) SERVICES		2.265			2.265
419.04	GWG:LAYA	PUBLIC HEALTH (COMMUNICABLE & NON-COMMUNICABLE DISEASES) SERVICES		0.270			0.270
401.10	GWG:LGG	PUBLIC HEALTH (COMMUNICABLE & NON-COMMUNICABLE DISEASES) SERVICES		0.687			0.687
411.02	GWG:BARDO	PUBLIC HEALTH (COMMUNICABLE & NON-COMMUNICABLE DISEASES) SERVICES		1.075			1.075
415.09	GWG:D/LJING	PUBLIC HEALTH (COMMUNICABLE & NON-COMMUNICABLE DISEASES) SERVICES		0.431			0.431
416.10	GWG:ORONG	PUBLIC HEALTH (COMMUNICABLE & NON-COMMUNICABLE DISEASES) SERVICES		0.457			0.457
417.16	GWG:UZU	PUBLIC HEALTH (COMMUNICABLE & NON-COMMUNICABLE DISEASES) SERVICES		1.300			1.300

AU	Administrative Unit	Programme	(Nu. in million)				
			CURRENT	CAPITAL	LEND	REPAY	TOTAL
416.04	GWG:GOMDAR	PUBLIC HEALTH (COMMUNICABLE & NON-COMMUNICABLE DISEASES) SERVICES		3.318			3.318
417.04	GWG:KLUNG	PUBLIC HEALTH (COMMUNICABLE & NON-COMMUNICABLE DISEASES) SERVICES		0.720			0.720
411.09	GWG:G:SHIN	PUBLIC HEALTH (COMMUNICABLE & NON-COMMUNICABLE DISEASES) SERVICES		0.744			0.744
415.04	GWG:DUNG	PUBLIC HEALTH (COMMUNICABLE & NON-COMMUNICABLE DISEASES) SERVICES		1.175			1.175
414.09	GWG:K:KHAR	PUBLIC HEALTH (COMMUNICABLE & NON-COMMUNICABLE DISEASES) SERVICES		0.324			0.324
402.07	GWG:GYG	PUBLIC HEALTH (COMMUNICABLE & NON-COMMUNICABLE DISEASES) SERVICES		0.020			0.020
404.03	GWG:BIRU	PUBLIC HEALTH (COMMUNICABLE & NON-COMMUNICABLE DISEASES) SERVICES		0.522			0.522
401.08	GWG:DUG	PUBLIC HEALTH (COMMUNICABLE & NON-COMMUNICABLE DISEASES) SERVICES		1.442			1.442
401.03	GWG:BOG	PUBLIC HEALTH (COMMUNICABLE & NON-COMMUNICABLE DISEASES) SERVICES		0.300			0.300
417.06	GWG:K:LING	PUBLIC HEALTH (COMMUNICABLE & NON-COMMUNICABLE DISEASES) SERVICES		0.640			0.640
413.03	GWG:JAREY	PUBLIC HEALTH (COMMUNICABLE & NON-COMMUNICABLE DISEASES) SERVICES		0.300			0.300
412.03	GWG:KPU	PUBLIC HEALTH (COMMUNICABLE & NON-COMMUNICABLE DISEASES) SERVICES		0.500			0.500
414.02	GWG:BALAM	PUBLIC HEALTH (COMMUNICABLE & NON-COMMUNICABLE DISEASES) SERVICES		0.387			0.387
413.08	GWG:METSHO	PUBLIC HEALTH (COMMUNICABLE & NON-COMMUNICABLE DISEASES) SERVICES		0.994			0.994
406.06	GWG:KANA	PUBLIC HEALTH (COMMUNICABLE & NON-COMMUNICABLE DISEASES) SERVICES		0.615			0.615
407.04	GWG:GUMA	PUBLIC HEALTH (COMMUNICABLE & NON-COMMUNICABLE DISEASES) SERVICES		0.558			0.558
404.15	GWG:SIP	PUBLIC HEALTH (COMMUNICABLE & NON-COMMUNICABLE DISEASES) SERVICES		1.201			1.201
408.02	GWG:BJE	PUBLIC HEALTH (COMMUNICABLE & NON-COMMUNICABLE DISEASES) SERVICES		0.900			0.900
408.14	GWG:SEPHU	PUBLIC HEALTH (COMMUNICABLE & NON-COMMUNICABLE DISEASES) SERVICES		0.524			0.524
416.12	GWG:SERTHI	PUBLIC HEALTH (COMMUNICABLE & NON-COMMUNICABLE DISEASES) SERVICES		0.691			0.691
415.11	GWG:NaNONG	PUBLIC HEALTH (COMMUNICABLE & NON-COMMUNICABLE DISEASES) SERVICES		2.592			2.592
125.01	DRA	DRUG REGULATORY SERVICES	9.141	3.221			12.362
401.07	GWG:LKG	DIAGNOSTIC & CURATIVE (HOSPITALS & BHUS) SERVICES		0.304			0.304
404.14	GWG:SAM	DIAGNOSTIC & CURATIVE (HOSPITALS & BHUS) SERVICES		0.089			0.089
407.03	GWG:GOEN	DIAGNOSTIC & CURATIVE (HOSPITALS & BHUS) SERVICES		0.150			0.150
408.06	GWG:GASEG	DIAGNOSTIC & CURATIVE (HOSPITALS & BHUS) SERVICES		0.051			0.051
414.13	GWG:SHER	DIAGNOSTIC & CURATIVE (HOSPITALS & BHUS) SERVICES		0.300			0.300
408.01	W:due	DIAGNOSTIC & CURATIVE (HOSPITALS & BHUS) SERVICES	34.350	5.833			40.183
420.06	GWG:TOETS	DIAGNOSTIC & CURATIVE (HOSPITALS & BHUS) SERVICES		0.900			0.900
417.03	GWG:BIIDUNG	DIAGNOSTIC & CURATIVE (HOSPITALS & BHUS) SERVICES		0.200			0.200
415.03	GWG:CHHIM	DIAGNOSTIC & CURATIVE (HOSPITALS & BHUS) SERVICES		0.050			0.050
414.01	M:gar	DIAGNOSTIC & CURATIVE (HOSPITALS & BHUS) SERVICES	27.174	5.928			33.102

AU	Administrative Unit	Programme	(Nu. in million)				
			CURRENT	CAPITAL	LEND	REPAY	TOTAL
407.01	P/kha	DIAGNOSTIC & CURATIVE (HOSPITALS & BHUS) SERVICES	32.181	16.095			48.276
414.11	GWG:NGAT	DIAGNOSTIC & CURATIVE (HOSPITALS & BHUS) SERVICES		0.050			0.050
401.05	GWG:DAG	DIAGNOSTIC & CURATIVE (HOSPITALS & BHUS) SERVICES		0.100			0.100
412.05	GWG:NUBI	DIAGNOSTIC & CURATIVE (HOSPITALS & BHUS) SERVICES		0.338			0.338
411.01	Z/gang	DIAGNOSTIC & CURATIVE (HOSPITALS & BHUS) SERVICES	37.846	3.928			41.775
413.01	L/ise	DIAGNOSTIC & CURATIVE (HOSPITALS & BHUS) SERVICES	23.295	7.835			31.129
416.01	S/longkhar	DIAGNOSTIC & CURATIVE (HOSPITALS & BHUS) SERVICES	36.835	8.534			45.368
404.07	GWG:DOR	DIAGNOSTIC & CURATIVE (HOSPITALS & BHUS) SERVICES		0.150			0.150
405.03	GWG:DUG	DIAGNOSTIC & CURATIVE (HOSPITALS & BHUS) SERVICES		0.254			0.254
405.10	GWG:PGC	DIAGNOSTIC & CURATIVE (HOSPITALS & BHUS) SERVICES		0.130			0.130
132.01	UMSB	DIAGNOSTIC & CURATIVE (HOSPITALS & BHUS) SERVICES	546.517	23.793			570.310
417.12	GWG:SAKTEN	DIAGNOSTIC & CURATIVE (HOSPITALS & BHUS) SERVICES		0.465			0.465
417.01	T/gang	DIAGNOSTIC & CURATIVE (HOSPITALS & BHUS) SERVICES	69.332	7.789			77.120
415.12	GWG:C/LING	DIAGNOSTIC & CURATIVE (HOSPITALS & BHUS) SERVICES		0.020			0.020
417.07	GWG:LUMANG	DIAGNOSTIC & CURATIVE (HOSPITALS & BHUS) SERVICES		0.383			0.383
402.01	Haa	DIAGNOSTIC & CURATIVE (HOSPITALS & BHUS) SERVICES	12.533	1.214			13.747
412.01	T/gsa	DIAGNOSTIC & CURATIVE (HOSPITALS & BHUS) SERVICES	23.728	3.607			27.335
415.10	GWG:NORB	DIAGNOSTIC & CURATIVE (HOSPITALS & BHUS) SERVICES		0.159			0.159
419.05	GWG:LUNANA	DIAGNOSTIC & CURATIVE (HOSPITALS & BHUS) SERVICES		0.054			0.054
419.01	Gasa	DIAGNOSTIC & CURATIVE (HOSPITALS & BHUS) SERVICES	7.536	0.656			8.192
403.01	Paro	DIAGNOSTIC & CURATIVE (HOSPITALS & BHUS) SERVICES	37.906				37.906
404.15	GWG:SIP	DIAGNOSTIC & CURATIVE (HOSPITALS & BHUS) SERVICES		0.350			0.350
420.01	T/Yangtse	DIAGNOSTIC & CURATIVE (HOSPITALS & BHUS) SERVICES	21.444	4.081			25.524
401.01	C/kha	DIAGNOSTIC & CURATIVE (HOSPITALS & BHUS) SERVICES	49.024	41.858			90.882
414.07	GWG:GONG	DIAGNOSTIC & CURATIVE (HOSPITALS & BHUS) SERVICES		0.350			0.350
415.02	GWG:CHONG	DIAGNOSTIC & CURATIVE (HOSPITALS & BHUS) SERVICES		0.376			0.376
401.10	GWG:LG	DIAGNOSTIC & CURATIVE (HOSPITALS & BHUS) SERVICES		0.370			0.370
404.01	S/ise	DIAGNOSTIC & CURATIVE (HOSPITALS & BHUS) SERVICES	62.175	5.555			67.729
401.06	GWG:GTG	DIAGNOSTIC & CURATIVE (HOSPITALS & BHUS) SERVICES		0.769			0.769
412.04	GWG:LGL	DIAGNOSTIC & CURATIVE (HOSPITALS & BHUS) SERVICES		0.030			0.030
418.01	T/phu	DIAGNOSTIC & CURATIVE (HOSPITALS & BHUS) SERVICES	17.450	0.681			18.132
410.05	GWG:DOE	DIAGNOSTIC & CURATIVE (HOSPITALS & BHUS) SERVICES		0.100			0.100

AU	Administrative Unit	Programme	(Nu. in million)				
			CURRENT	CAPITAL	LEND	REPAY	TOTAL
401.04	GWG:CHG	DIAGNOSTIC & CURATIVE (HOSPITALS & BHUS) SERVICES		0.200			0.200
411.07	GWG:S/KHAR	DIAGNOSTIC & CURATIVE (HOSPITALS & BHUS) SERVICES		0.148			0.148
418.02	GWG:SOE	DIAGNOSTIC & CURATIVE (HOSPITALS & BHUS) SERVICES		0.030			0.030
415.07	GWG:YUR	DIAGNOSTIC & CURATIVE (HOSPITALS & BHUS) SERVICES		1.290			1.290
408.12	GWG:PHOBIJ	DIAGNOSTIC & CURATIVE (HOSPITALS & BHUS) SERVICES		0.100			0.100
414.12	GWG:SALENG	DIAGNOSTIC & CURATIVE (HOSPITALS & BHUS) SERVICES		0.080			0.080
412.06	GWG:TGI	DIAGNOSTIC & CURATIVE (HOSPITALS & BHUS) SERVICES		1.000			1.000
414.17	GWG:T/MANG	DIAGNOSTIC & CURATIVE (HOSPITALS & BHUS) SERVICES		1.199			1.199
414.05	GWGD/TSE	DIAGNOSTIC & CURATIVE (HOSPITALS & BHUS) SERVICES		0.590			0.590
208.01	MOH	DIAGNOSTIC & CURATIVE (HOSPITALS & BHUS) SERVICES	668.209	384.165			1,052.374
419.02	GWG:KNAME	DIAGNOSTIC & CURATIVE (HOSPITALS & BHUS) SERVICES		0.048			0.048
420.09	GWG:YANGT	DIAGNOSTIC & CURATIVE (HOSPITALS & BHUS) SERVICES		0.400			0.400
418.04	GWGDAGALA	DIAGNOSTIC & CURATIVE (HOSPITALS & BHUS) SERVICES		0.528			0.528
404.11	GWG:TEN	DIAGNOSTIC & CURATIVE (HOSPITALS & BHUS) SERVICES		0.340			0.340
406.01	Dagana	DIAGNOSTIC & CURATIVE (HOSPITALS & BHUS) SERVICES	31.263	5.042			36.305
410.01	S'hang	DIAGNOSTIC & CURATIVE (HOSPITALS & BHUS) SERVICES	27.782	4.105			31.887
415.06	GWG:SHUMER	DIAGNOSTIC & CURATIVE (HOSPITALS & BHUS) SERVICES		1.113			1.113
405.01	T'rang	DIAGNOSTIC & CURATIVE (HOSPITALS & BHUS) SERVICES	27.829	1.929			29.758
415.01	P/Gaishel	DIAGNOSTIC & CURATIVE (HOSPITALS & BHUS) SERVICES	34.300	8.092			42.392
417.06	GWG:K/LING	DIAGNOSTIC & CURATIVE (HOSPITALS & BHUS) SERVICES		0.200			0.200
416.05	GWG:W/PHU	DIAGNOSTIC & CURATIVE (HOSPITALS & BHUS) SERVICES		0.025			0.025
417.13	GWG:S/KHAR	DIAGNOSTIC & CURATIVE (HOSPITALS & BHUS) SERVICES		0.100			0.100
405.08	GWG:MEG	DIAGNOSTIC & CURATIVE (HOSPITALS & BHUS) SERVICES		0.342			0.342
405.06	GWG:RAG	DIAGNOSTIC & CURATIVE (HOSPITALS & BHUS) SERVICES		0.295			0.295
409.01	B'hang	DIAGNOSTIC & CURATIVE (HOSPITALS & BHUS) SERVICES	23.419	4.320			27.739
413.05	GWG:KUR-GA	DIAGNOSTIC & CURATIVE (HOSPITALS & BHUS) SERVICES		0.040			0.040
414.09	GWG:K/KHAR	DIAGNOSTIC & CURATIVE (HOSPITALS & BHUS) SERVICES		0.199			0.199
208.01	MOH	HEALTH POLICY DIRECTION SERVICES	76.132	117.932			194.063
420.07	GWG:TSHANG	HEALTH MANAGEMENT SERVICES		1.316			1.316
420.08	GWG:YLLANG	HEALTH MANAGEMENT SERVICES		0.680			0.680
420.03	GWG:J/KHAR	HEALTH MANAGEMENT SERVICES		0.347			0.347
415.11	GWG:NANONG	HEALTH MANAGEMENT SERVICES		0.281			0.281

AU	Administrative Unit	Programme	(Nu. in million)				
			CURRENT	CAPITAL	LEND	REPAY	TOTAL
415.01	P/Gatshel	HEALTH MANAGEMENT SERVICES	0.834				0.834
420.04	GWG:K/DANG	HEALTH MANAGEMENT SERVICES		1.475			1.475
420.09	GWG:YANGT	HEALTH MANAGEMENT SERVICES		1.093			1.093
420.02	GWG:B/LING	HEALTH MANAGEMENT SERVICES		0.698			0.698
122.01	BNCA	NARCOTIC CONTROL SERVICES	12.764	1.660			14.424
		Total	2,049,465	924,672	-	-	2,974,137
		Total Social Service	6,085,223	2,635,160	-	-	8,720,383
		Other Economic Services					
131.01	BSB	STANDARD & QUALITY CONTROL SERVICES	23,551	1,876			25,427
210.01	MLHR	HUMAN RESOURCES DEVELOPMENT SERVICES	114,421	188,196			302,617
206.01	MWHS	CONSTRUCTION DEVELOPMENT SERVICES	8,688	1,185			9,873
418.01	T/phu	ENGINEERING CELL	12,111	50,615			62,726
205.01	MEA	TRADE SERVICES	17,077	4,739			21,816
126.01	T/CB	TOURISM COUNCIL SERVICES	48,657	127,016			175,672
210.01	MLHR	OCCUPATIONAL STANDARDS SERVICES	6,164	8,595			14,759
210.01	MLHR	LABOUR SERVICES	15,378	1,056			16,434
210.01	MLHR	EMPLOYMENT SERVICES	28,072	40,557			68,629
		Total Other Economic Services	274,119	423,834	-	-	697,953
		Housing, Community and Amenity Services					
206.01	MWHS	URBAN PLANNING AND DEVELOPMENT SERVICES	21,575	13,327			34,902
404.06	GWG:DN	URBAN INFRASTRUCTURE DEVELOPMENT & SUSPENSION BRIDGE SERVICES		0,630			0,630
404.13	GWG:PUG	URBAN INFRASTRUCTURE DEVELOPMENT & SUSPENSION BRIDGE SERVICES		1,200			1,200
419.01	Gasa	URBAN INFRASTRUCTURE DEVELOPMENT & SUSPENSION BRIDGE SERVICES	6,940	4,429			11,369
403.01	Paro	URBAN INFRASTRUCTURE DEVELOPMENT & SUSPENSION BRIDGE SERVICES	19,949	13,996			33,945
409.04	GWG:TANG	URBAN INFRASTRUCTURE DEVELOPMENT & SUSPENSION BRIDGE SERVICES		0,200			0,200
410.13	GWG:SERZ	URBAN INFRASTRUCTURE DEVELOPMENT & SUSPENSION BRIDGE SERVICES		0,165			0,165
411.05	GWG:NGANG	URBAN INFRASTRUCTURE DEVELOPMENT & SUSPENSION BRIDGE SERVICES		2,084			2,084
406.14	GWG:LKHA	URBAN INFRASTRUCTURE DEVELOPMENT & SUSPENSION BRIDGE SERVICES		0,800			0,800
402.01	Haa	URBAN INFRASTRUCTURE DEVELOPMENT & SUSPENSION BRIDGE SERVICES	11,320	6,059			17,379
416.06	GWG:L/PHU	URBAN INFRASTRUCTURE DEVELOPMENT & SUSPENSION BRIDGE SERVICES		1,170			1,170
412.04	GWG:LGL	URBAN INFRASTRUCTURE DEVELOPMENT & SUSPENSION BRIDGE SERVICES		0,250			0,250
408.01	W/du	URBAN INFRASTRUCTURE DEVELOPMENT & SUSPENSION BRIDGE SERVICES	20,687	23,295			43,982

AU	Administrative Unit	Programme	(Nu. in million)				
			CURRENT	CAPITAL	LEND	REPAY	TOTAL
412.01	T/issa	URBAN INFRASTRUCTURE DEVELOPMENT & SUSPENSION BRIDGE SERVICES	9.592	14.155			23.747
412.03	GWG:KPU	URBAN INFRASTRUCTURE DEVELOPMENT & SUSPENSION BRIDGE SERVICES		17.324			17.324
407.01	P/kha	URBAN INFRASTRUCTURE DEVELOPMENT & SUSPENSION BRIDGE SERVICES	17.184	14.657			31.841
413.01	L/ise	URBAN INFRASTRUCTURE DEVELOPMENT & SUSPENSION BRIDGE SERVICES	8.843	0.273			9.116
415.01	P/Gatshel	URBAN INFRASTRUCTURE DEVELOPMENT & SUSPENSION BRIDGE SERVICES	11.844	95.997			107.841
405.01	T/rang	URBAN INFRASTRUCTURE DEVELOPMENT & SUSPENSION BRIDGE SERVICES	17.900	23.677			41.577
410.01	S/jang	URBAN INFRASTRUCTURE DEVELOPMENT & SUSPENSION BRIDGE SERVICES	10.918	13.380			24.298
406.01	Dagana	URBAN INFRASTRUCTURE DEVELOPMENT & SUSPENSION BRIDGE SERVICES	11.730	4.011			15.741
411.01	Z/gang	URBAN INFRASTRUCTURE DEVELOPMENT & SUSPENSION BRIDGE SERVICES	12.812	3.134			15.946
420.06	GWG:TOETS	URBAN INFRASTRUCTURE DEVELOPMENT & SUSPENSION BRIDGE SERVICES		0.090			0.090
417.01	T/gang	URBAN INFRASTRUCTURE DEVELOPMENT & SUSPENSION BRIDGE SERVICES	25.875	67.370			93.245
409.03	GWG:CHHUME	URBAN INFRASTRUCTURE DEVELOPMENT & SUSPENSION BRIDGE SERVICES		0.420			0.420
414.01	M/gar	URBAN INFRASTRUCTURE DEVELOPMENT & SUSPENSION BRIDGE SERVICES	22.364	2.362			24.726
416.01	S/jongkhar	URBAN INFRASTRUCTURE DEVELOPMENT & SUSPENSION BRIDGE SERVICES	11.484	2.224			13.707
411.06	GWG:PHANG	URBAN INFRASTRUCTURE DEVELOPMENT & SUSPENSION BRIDGE SERVICES		0.800			0.800
408.16	GWG:THEDT	URBAN INFRASTRUCTURE DEVELOPMENT & SUSPENSION BRIDGE SERVICES		0.150			0.150
411.09	GWG:G/SHIN	URBAN INFRASTRUCTURE DEVELOPMENT & SUSPENSION BRIDGE SERVICES		0.100			0.100
416.10	GWG:ORONG	URBAN INFRASTRUCTURE DEVELOPMENT & SUSPENSION BRIDGE SERVICES		0.315			0.315
408.14	GWG:SEPHU	URBAN INFRASTRUCTURE DEVELOPMENT & SUSPENSION BRIDGE SERVICES		0.056			0.056
409.01	B/thang	URBAN INFRASTRUCTURE DEVELOPMENT & SUSPENSION BRIDGE SERVICES	9.525	9.372			18.897
420.01	T/Yangtse	URBAN INFRASTRUCTURE DEVELOPMENT & SUSPENSION BRIDGE SERVICES	13.175	71.007			84.183
406.13	GWG:DEO	URBAN INFRASTRUCTURE DEVELOPMENT & SUSPENSION BRIDGE SERVICES		1.615			1.615
404.01	S/ise	URBAN INFRASTRUCTURE DEVELOPMENT & SUSPENSION BRIDGE SERVICES	20.832	22.307			43.139
401.01	C/kha	URBAN INFRASTRUCTURE DEVELOPMENT & SUSPENSION BRIDGE SERVICES	15.208	16.636			31.845
411.04	GWG:NANG	URBAN INFRASTRUCTURE DEVELOPMENT & SUSPENSION BRIDGE SERVICES		0.994			0.994
206.01	MWHS	ENGINEERING SERVICES	33.645	411.936			445.581
		Total Housing, Community and Amenity Services	333.402	861.969	-		1,195.370
		Recreation, Culture and Religious Services					
105.01	CRA	RELIGIOUS SERVICES	503.060	183.803			686.863
405.01	T/rang	RELIGIOUS SERVICES	1.229	7.603			8.832
403.09	GWG:SHA	RELIGION & CULTURAL SERVICES		1.134			1.134
401.04	GWG:CHG	RELIGION & CULTURAL SERVICES		2.267			2.267

AU	Administrative Unit	Programme	(Nu. in million)				
			CURRENT	CAPITAL	LEND	REPAY	TOTAL
403.02	GWG:DOB	RELIGION & CULTURAL SERVICES		0.300			0.300
417.05	GWG:K/PARA	RELIGION & CULTURAL SERVICES		0.250			0.250
416.09	GWG:DEO	RELIGION & CULTURAL SERVICES		0.500			0.500
420.03	GWG:/KHAR	RELIGION & CULTURAL SERVICES		0.800			0.800
417.12	GWG:SAKTEN	RELIGION & CULTURAL SERVICES		3.767			3.767
401.02	GWG:SPS	RELIGION & CULTURAL SERVICES		0.659			0.659
401.09	GWG:GLG	RELIGION & CULTURAL SERVICES		3.763			3.763
403.07	GWG:LUN	RELIGION & CULTURAL SERVICES		1.447			1.447
412.02	GWG:DTG	RELIGION & CULTURAL SERVICES		1.974			1.974
410.03	GWG:CHUZ	RELIGION & CULTURAL SERVICES		1.199			1.199
406.14	GWG:LKHA	RELIGION & CULTURAL SERVICES		1.273			1.273
413.04	GWG:KHO	RELIGION & CULTURAL SERVICES		0.600			0.600
415.10	GWG:NORB	RELIGION & CULTURAL SERVICES		2.400			2.400
408.03	GWG:DAN	RELIGION & CULTURAL SERVICES		1.017			1.017
414.15	GWG:T/RONG	RELIGION & CULTURAL SERVICES		1.523			1.523
411.05	GWG:NGANG	RELIGION & CULTURAL SERVICES		1.103			1.103
408.12	GWG:PHOBI	RELIGION & CULTURAL SERVICES		1.150			1.150
410.05	GWG:DOE	RELIGION & CULTURAL SERVICES		0.093			0.093
414.03	GWG:CHALI	RELIGION & CULTURAL SERVICES		1.035			1.035
410.10	GWG:UML	RELIGION & CULTURAL SERVICES		0.362			0.362
412.04	GWG:LGL	RELIGION & CULTURAL SERVICES		1.968			1.968
418.01	T/phu	RELIGION & CULTURAL SERVICES	0.338	37.136			37.473
415.12	GWG:C/LING	RELIGION & CULTURAL SERVICES		2.126			2.126
417.07	GWG:LUMANG	RELIGION & CULTURAL SERVICES		2.482			2.482
414.17	GWG:T/MANG	RELIGION & CULTURAL SERVICES		1.560			1.560
405.09	GWG:PAT	RELIGION & CULTURAL SERVICES		0.161			0.161
406.09	GWG:T/DING	RELIGION & CULTURAL SERVICES		0.700			0.700
404.06	GWG:DEN	RELIGION & CULTURAL SERVICES		0.150			0.150
405.02	GWG:BEG	RELIGION & CULTURAL SERVICES		0.600			0.600
409.02	GWG:CHHOEK	RELIGION & CULTURAL SERVICES		0.900			0.900
407.02	GWG:CHHU	RELIGION & CULTURAL SERVICES		1.219			1.219
407.07	GWG:SHE	RELIGION & CULTURAL SERVICES		1.500			1.500

AU	Administrative Unit	Programme	(Nu. in million)				
			CURRENT	CAPITAL	LEND	REPAY	TOTAL
408.05	GWG:GANG	RELIGION & CULTURAL SERVICES		1.759			1.759
413.06	GWG:MINJAY	RELIGION & CULTURAL SERVICES		8.034			8.034
414.10	GWG:MONGGA	RELIGION & CULTURAL SERVICES		0.850			0.850
415.05	GWG:KHAR	RELIGION & CULTURAL SERVICES		3.992			3.992
402.01	Haa	RELIGION & CULTURAL SERVICES	1.450	16.177			17.626
411.03	GWG:BIOKA	RELIGION & CULTURAL SERVICES		0.900			0.900
406.05	GWG:GOSH	RELIGION & CULTURAL SERVICES		2.416			2.416
405.05	GWG:GOG	RELIGION & CULTURAL SERVICES		1.873			1.873
410.09	GWG:JIG	RELIGION & CULTURAL SERVICES		1.100			1.100
417.10	GWG:PMEY	RELIGION & CULTURAL SERVICES		3.385			3.385
412.01	T/sga	RELIGION & CULTURAL SERVICES	2.290	12.284			14.575
405.12	GWG:TSG	RELIGION & CULTURAL SERVICES		0.009			0.009
406.12	GWG:TEZA	RELIGION & CULTURAL SERVICES		0.956			0.956
407.05	GWG:KAB	RELIGION & CULTURAL SERVICES		0.399			0.399
403.10	GWG:TSE	RELIGION & CULTURAL SERVICES		1.074			1.074
418.06	GWG:KAWANG	RELIGION & CULTURAL SERVICES		0.700			0.700
420.04	GWG:K/DANG	RELIGION & CULTURAL SERVICES		1.125			1.125
408.08	GWG:KAZHI	RELIGION & CULTURAL SERVICES		1.149			1.149
405.10	GWG:PGC	RELIGION & CULTURAL SERVICES		2.212			2.212
406.10	GWG:T/GANG	RELIGION & CULTURAL SERVICES		1.693			1.693
405.03	GWG:DUG	RELIGION & CULTURAL SERVICES		1.015			1.015
404.07	GWGDOR	RELIGION & CULTURAL SERVICES		0.343			0.343
401.11	GWG:MKG	RELIGION & CULTURAL SERVICES		1.233			1.233
420.08	GWG:YLLANG	RELIGION & CULTURAL SERVICES		2.110			2.110
418.03	GWG:CHANG	RELIGION & CULTURAL SERVICES	0.175	1.088			1.263
419.05	GWGLUNANA	RELIGION & CULTURAL SERVICES		2.570			2.570
406.07	GWG:KHEBI	RELIGION & CULTURAL SERVICES		0.667			0.667
405.07	GWG:KIG	RELIGION & CULTURAL SERVICES		0.750			0.750
417.01	T/gang	RELIGION & CULTURAL SERVICES	1.920	5.972			7.892
408.01	W/due	RELIGION & CULTURAL SERVICES	1.410	6.945			8.355
414.13	GWG:SHER	RELIGION & CULTURAL SERVICES		0.800			0.800
413.09	GWG:TGA	RELIGION & CULTURAL SERVICES		1.093			1.093

AU	Administrative Unit	Programme	(Nu. in million)				
			CURRENT	CAPITAL	LEND	REPAY	TOTAL
414.01	M/gar	RELIGION & CULTURAL SERVICES	1.866	20.274			22.139
415.03	GWG:CHHIM	RELIGION & CULTURAL SERVICES		1.696			1.696
419.03	GWG:KHATOE	RELIGION & CULTURAL SERVICES		1.754			1.754
401.07	GWG:LKG	RELIGION & CULTURAL SERVICES		1.136			1.136
403.05	GWG:HOR	RELIGION & CULTURAL SERVICES		1.793			1.793
417.09	GWG:YNEER	RELIGION & CULTURAL SERVICES		1.008			1.008
402.06	GWG:USE	RELIGION & CULTURAL SERVICES		1.415			1.415
420.06	GWG:TOETS	RELIGION & CULTURAL SERVICES		2.179			2.179
402.03	GWG:KSH	RELIGION & CULTURAL SERVICES		0.093			0.093
410.06	GWG:TTHANG	RELIGION & CULTURAL SERVICES		1.416			1.416
412.05	GWG:NUBI	RELIGION & CULTURAL SERVICES		1.052			1.052
415.08	GWG:ZOB	RELIGION & CULTURAL SERVICES		0.127			0.127
411.01	Z/gang	RELIGION & CULTURAL SERVICES	1.953	5.564			7.517
413.01	L/ise	RELIGION & CULTURAL SERVICES	1.292	2.061			3.353
417.08	GWG:MERAK	RELIGION & CULTURAL SERVICES		0.700			0.700
416.01	S/jongkhar	RELIGION & CULTURAL SERVICES	0.989	2.366			3.355
401.05	GWG:DAG	RELIGION & CULTURAL SERVICES		1.463			1.463
417.03	GWG:BDUNG	RELIGION & CULTURAL SERVICES		2.000			2.000
417.15	GWG:TSHING	RELIGION & CULTURAL SERVICES		3.100			3.100
408.13	GWG:RUEP	RELIGION & CULTURAL SERVICES		0.335			0.335
407.10	GWG:ZOMI	RELIGION & CULTURAL SERVICES		0.400			0.400
414.11	GWG:NGAT	RELIGION & CULTURAL SERVICES		1.000			1.000
411.08	GWG:TRONG	RELIGION & CULTURAL SERVICES		0.212			0.212
414.18	GWG:NARANG	RELIGION & CULTURAL SERVICES		0.700			0.700
407.01	P/kha	RELIGION & CULTURAL SERVICES	5.170	34.455			39.625
414.06	GWG:DPONG	RELIGION & CULTURAL SERVICES		1.050			1.050
407.03	GWG:GOEN	RELIGION & CULTURAL SERVICES		2.143			2.143
408.06	GWG:GASEG	RELIGION & CULTURAL SERVICES		1.393			1.393
406.01	Dagana	RELIGION & CULTURAL SERVICES	1.002	4.534			5.537
414.16	GWG:T/LING	RELIGION & CULTURAL SERVICES		0.250			0.250
420.09	GWG:YANGT	RELIGION & CULTURAL SERVICES		0.090			0.090
403.03	GWG:DOG	RELIGION & CULTURAL SERVICES		2.616			2.616

AU	Administrative Unit	Programme	(Nu. in million)				
			CURRENT	CAPITAL	LEND	REPAY	TOTAL
420.02	GWG:BLING	RELIGION & CULTURAL SERVICES		0.750			0.750
416.05	GWG:W/PHU	RELIGION & CULTURAL SERVICES		0.170			0.170
415.01	P/Gatshel	RELIGION & CULTURAL SERVICES	1.423	37.737			39.160
410.01	S/pang	RELIGION & CULTURAL SERVICES	0.842	5.260			6.102
416.07	GWG:LAURI	RELIGION & CULTURAL SERVICES		3.094			3.094
407.08	GWG:TALO	RELIGION & CULTURAL SERVICES		1.581			1.581
417.13	GWG:S/KHAR	RELIGION & CULTURAL SERVICES		2.287			2.287
408.11	GWG:PHANG	RELIGION & CULTURAL SERVICES		0.758			0.758
406.15	GWG:NICHU	RELIGION & CULTURAL SERVICES		1.000			1.000
402.02	GWG:BE	RELIGION & CULTURAL SERVICES		0.640			0.640
418.04	GWG:DAGALA	RELIGION & CULTURAL SERVICES		0.223			0.223
406.03	GWG:DRU	RELIGION & CULTURAL SERVICES		2.552			2.552
409.05	GWG:URA	RELIGION & CULTURAL SERVICES		1.600			1.600
414.09	GWG:K/KHAR	RELIGION & CULTURAL SERVICES		0.113			0.113
415.04	GWG:DUNG	RELIGION & CULTURAL SERVICES		1.616			1.616
412.03	GWG:KPU	RELIGION & CULTURAL SERVICES		2.062			2.062
414.02	GWG:BALAM	RELIGION & CULTURAL SERVICES		0.700			0.700
417.06	GWG:K/LING	RELIGION & CULTURAL SERVICES		2.480			2.480
401.08	GWG:DUG	RELIGION & CULTURAL SERVICES		2.458			2.458
411.04	GWG:NANG	RELIGION & CULTURAL SERVICES		0.545			0.545
401.03	GWG:BOG	RELIGION & CULTURAL SERVICES		3.236			3.236
402.07	GWG:GYG	RELIGION & CULTURAL SERVICES		2.371			2.371
411.09	GWG:G/SHIN	RELIGION & CULTURAL SERVICES		0.900			0.900
413.08	GWG:METSHO	RELIGION & CULTURAL SERVICES		2.765			2.765
410.02	GWG:SAMT	RELIGION & CULTURAL SERVICES		0.762			0.762
411.02	GWG:BARDO	RELIGION & CULTURAL SERVICES		4.043			4.043
406.06	GWG:KANA	RELIGION & CULTURAL SERVICES		2.050			2.050
405.11	GWG:SHG	RELIGION & CULTURAL SERVICES		0.639			0.639
407.04	GWG:GUMA	RELIGION & CULTURAL SERVICES		1.340			1.340
403.08	GWG:NAJ	RELIGION & CULTURAL SERVICES		1.400			1.400
405.06	GWG:RAG	RELIGION & CULTURAL SERVICES		0.944			0.944
418.09	GWG:NARO	RELIGION & CULTURAL SERVICES		1.478			1.478

AU	Administrative Unit	Programme	(Nu. in million)				
			CURRENT	CAPITAL	LEND	REPAY	TOTAL
420.07	GWG:TSHANG	RELIGION & CULTURAL SERVICES		2.850			2.850
416.12	GWG:SERTHI	RELIGION & CULTURAL SERVICES		1.719			1.719
409.01	B/thang	RELIGION & CULTURAL SERVICES	4.257	35.889			40.146
415.11	GWG:NAKONG	RELIGION & CULTURAL SERVICES		1.504			1.504
404.11	GWG:TEN	RELIGION & CULTURAL SERVICES		1.238			1.238
201.01	MHCA	RELIGION & CULTURAL SERVICES	86.432	189.601			276.033
406.08	GWG:LAJA	RELIGION & CULTURAL SERVICES		0.850			0.850
407.06	GWG:LING	RELIGION & CULTURAL SERVICES		0.128			0.128
410.12	GWG:SAR	RELIGION & CULTURAL SERVICES		0.100			0.100
408.16	GWG:THEDT	RELIGION & CULTURAL SERVICES		1.000			1.000
409.03	GWG:CHHUME	RELIGION & CULTURAL SERVICES		1.555			1.555
410.11	GWG:SINGHI	RELIGION & CULTURAL SERVICES		2.444			2.444
411.06	GWG:PHANG	RELIGION & CULTURAL SERVICES		0.700			0.700
413.05	GWG:KUR-GA	RELIGION & CULTURAL SERVICES		3.148			3.148
409.04	GWG:TANG	RELIGION & CULTURAL SERVICES		0.700			0.700
408.07	GWG:GASEW	RELIGION & CULTURAL SERVICES		0.290			0.290
406.11	GWG:TKHA	RELIGION & CULTURAL SERVICES		1.900			1.900
407.09	GWG:TEO	RELIGION & CULTURAL SERVICES		0.090			0.090
403.11	GWG:WAN	RELIGION & CULTURAL SERVICES		1.498			1.498
419.02	GWG:KHAME	RELIGION & CULTURAL SERVICES		1.688			1.688
403.01	Paro	RELIGION & CULTURAL SERVICES	4.847	13.112			17.959
419.01	Casa	RELIGION & CULTURAL SERVICES	2.555	5.169			7.724
402.04	GWG:SBY	RELIGION & CULTURAL SERVICES		2.070			2.070
418.05	GWG:GAYNEY	RELIGION & CULTURAL SERVICES	0.296	2.250			2.546
401.06	GWG:GTG	RELIGION & CULTURAL SERVICES		4.037			4.037
403.04	GWG:DOT	RELIGION & CULTURAL SERVICES		1.000			1.000
405.04	GWG:BAG	RELIGION & CULTURAL SERVICES		3.068			3.068
417.02	GWG:BAR	RELIGION & CULTURAL SERVICES		1.875			1.875
412.06	GWG:TGI	RELIGION & CULTURAL SERVICES		1.380			1.380
414.05	GWG:D/TSE	RELIGION & CULTURAL SERVICES		1.498			1.498
415.07	GWG:YUR	RELIGION & CULTURAL SERVICES		2.607			2.607
414.12	GWG:SALENG	RELIGION & CULTURAL SERVICES		0.800			0.800

AU	Administrative Unit	Programme	(Nu. in million)				
			CURRENT	CAPITAL	LEND	REPAY	TOTAL
416.04	GWG:GOMDAR	RELIGION & CULTURAL SERVICES		0.650			0.650
417.04	GWG:KLUNG	RELIGION & CULTURAL SERVICES		1.100			1.100
411.07	GWG:S/KHAR	RELIGION & CULTURAL SERVICES		1.000			1.000
404.01	S/ise	RELIGION & CULTURAL SERVICES	1.034	16.455			17.488
414.14	GWG:SILAM	RELIGION & CULTURAL SERVICES		1.199			1.199
415.09	GWG:D/LING	RELIGION & CULTURAL SERVICES		0.570			0.570
416.10	GWG:ORONG	RELIGION & CULTURAL SERVICES		1.000			1.000
401.10	GWG:LGG	RELIGION & CULTURAL SERVICES		0.330			0.330
404.08	GWGDUM	RELIGION & CULTURAL SERVICES		0.300			0.300
403.06	GWG:LAN	RELIGION & CULTURAL SERVICES		1.591			1.591
401.01	C/kha	RELIGION & CULTURAL SERVICES	1.482	3.632			5.114
415.02	GWG:CHONG	RELIGION & CULTURAL SERVICES		1.050			1.050
413.03	GWG:JAREY	RELIGION & CULTURAL SERVICES		1.889			1.889
408.14	GWG:SEPHU	RELIGION & CULTURAL SERVICES		0.600			0.600
420.01	T/Yangtse	RELIGION & CULTURAL SERVICES	1.678	12.489			14.167
417.16	GWG:UZU	RELIGION & CULTURAL SERVICES		1.650			1.650
419.04	GWG:LAYA	RELIGION & CULTURAL SERVICES		2.301			2.301
418.07	GWG:L/SHI	RELIGION & CULTURAL SERVICES		0.400			0.400
420.05	GWG:RAMJAR	RELIGION & CULTURAL SERVICES		1.921			1.921
402.05	GWG:SAM	RELIGION & CULTURAL SERVICES		1.022			1.022
417.11	GWG:RADHI	RELIGION & CULTURAL SERVICES		2.000			2.000
		Total Recreation, Culture and Religious Services	628.990	888.034	-	-	1,517.024
		Energy Services					
205.01	MEA	HYDROPOWER AND POWER SYSTEM SERVICES	12.849	202.579			215.428
205.01	MEA	HYDROMET SERVICES	44.575	38.382			82.957
205.01	MEA	RENEWAL ENERGY SERVICES	13.003	146.583			159.586
		Total Energy Services	70.427	387.544	-	-	457.971
		RNR Services					
412.03	GWG:KPU	FORESTRY SERVICES		0.100			0.100
416.07	GWG:LAURI	FORESTRY SERVICES		0.850			0.850
410.11	GWG:SINGHI	FORESTRY SERVICES	0.010	0.605			0.615
415.01	P/Gaishel	FORESTRY SERVICES	4.671	5.737			10.408

AU	Administrative Unit	Programme	(Nu. in million)				
			CURRENT	CAPITAL	LEND	REPAY	TOTAL
417.06	GWG:K/LING	FORESTRY SERVICES		0.180			0.180
416.05	GWG:W/PHU	FORESTRY SERVICES		0.323			0.323
410.01	S/pang	FORESTRY SERVICES	6.697	4.916			11.612
405.01	T/rang	FORESTRY SERVICES	6.748	2.417			9.164
414.16	GWG:T/LING	FORESTRY SERVICES		0.109			0.109
406.01	Dagana	FORESTRY SERVICES	5.389	0.958			6.347
417.13	GWG:S/KHAR	FORESTRY SERVICES	0.020	0.100			0.120
401.03	GWG:BOG	FORESTRY SERVICES		0.921			0.921
415.11	GWGNANONG	FORESTRY SERVICES		0.180			0.180
408.11	GWG:PHANG	FORESTRY SERVICES		0.010			0.010
410.04	GWG:DG	FORESTRY SERVICES	0.010	0.101			0.111
403.08	GWG:NAJ	FORESTRY SERVICES	0.010	0.050			0.060
406.15	GWG:NICHU	FORESTRY SERVICES		0.050			0.050
401.12	GWG:PLG	FORESTRY SERVICES	0.020	0.147			0.167
404.05	GWG:CHEN	FORESTRY SERVICES	0.015	0.098			0.113
404.11	GWG:TEN	FORESTRY SERVICES	0.010	0.431			0.441
403.06	GWG:LAN	FORESTRY SERVICES		0.050			0.050
416.12	GWG:SERTHI	FORESTRY SERVICES		0.200			0.200
420.01	T/Yangtse	FORESTRY SERVICES	4.182	3.357			7.540
402.07	GWG:GYG	FORESTRY SERVICES	0.010				0.010
405.13	GWG:TGR	FORESTRY SERVICES	0.015	0.391			0.406
409.01	B/thang	FORESTRY SERVICES	3.233	1.423			4.656
406.13	GWG:DEO	FORESTRY SERVICES		0.080			0.080
420.07	GWG:TSHANG	FORESTRY SERVICES		0.155			0.155
404.03	GWG:BIRU	FORESTRY SERVICES		0.174			0.174
410.12	GWG:SAR	FORESTRY SERVICES	0.010	0.188			0.198
405.06	GWG:RAG	FORESTRY SERVICES	0.015	0.149			0.164
413.05	GWG:KUR-GA	FORESTRY SERVICES		0.050			0.050
414.09	GWG:K/KHAR	FORESTRY SERVICES		0.095			0.095
204.01	MAF	FORESTRY SERVICES	584.851	217.188			802.039
405.08	GWG:MEG	FORESTRY SERVICES		0.105			0.105
408.06	GWG:GASEG	FORESTRY SERVICES		0.040			0.040

AU	Administrative Unit	Programme	(Nu. in million)				
			CURRENT	CAPITAL	LEND	REPAY	TOTAL
410.07	GWG:GELE	FORESTRY SERVICES	0.010	0.100			0.110
414.18	GWG:NARANG	FORESTRY SERVICES		0.307			0.307
416.02	GWG:PTHANG	FORESTRY SERVICES		0.430			0.430
414.04	GWG:CHAS	FORESTRY SERVICES		0.038			0.038
407.01	P/kha	FORESTRY SERVICES	7.744	1.420			9.165
416.01	S/longkhar	FORESTRY SERVICES	7.183	1.357			8.540
403.03	GWG:DOG	FORESTRY SERVICES	0.010				0.010
401.05	GWG:DAG	FORESTRY SERVICES	0.010	0.050			0.060
413.07	GWG:MINBI	FORESTRY SERVICES		0.100			0.100
414.11	GWG:NGAT	FORESTRY SERVICES		0.015			0.015
412.05	GWG:NUBI	FORESTRY SERVICES		0.128			0.128
410.06	GWG:TTHANG	FORESTRY SERVICES	0.010	0.052			0.062
402.03	GWG:KSH	FORESTRY SERVICES	0.010				0.010
417.08	GWG:MERAK	FORESTRY SERVICES		0.150			0.150
413.01	L/hse	FORESTRY SERVICES	3.350	1.522			4.872
403.10	GWG:TSE	FORESTRY SERVICES		0.090			0.090
417.15	GWG:TSHING	FORESTRY SERVICES		0.030			0.030
417.03	GWG:BDUNG	FORESTRY SERVICES		0.150			0.150
410.09	GWG:JIG	FORESTRY SERVICES	0.010	0.190			0.200
406.05	GWG:GOSH	FORESTRY SERVICES		0.099			0.099
414.06	GWG:D/PONG	FORESTRY SERVICES		0.100			0.100
405.05	GWG:GOG	FORESTRY SERVICES	0.020	0.095			0.115
409.05	GWG:URA	FORESTRY SERVICES		0.100			0.100
406.03	GWG:DRU	FORESTRY SERVICES		0.020			0.020
404.07	GWG:DOR	FORESTRY SERVICES		0.154			0.154
405.03	GWG:DUG	FORESTRY SERVICES	0.010	0.099			0.109
406.10	GWG:T/GANG	FORESTRY SERVICES		0.060			0.060
407.08	GWG:TALO	FORESTRY SERVICES		0.105			0.105
405.10	GWG:PGC	FORESTRY SERVICES	0.010				0.010
420.04	GWG:K/DANG	FORESTRY SERVICES		0.300			0.300
407.12	GWG:TOEP	FORESTRY SERVICES		0.285			0.285
404.12	GWG:NAINI	FORESTRY SERVICES	0.010				0.010

AU	Administrative Unit	Programme	(Nu. in million)				
			CURRENT	CAPITAL	LEND	REPAY	TOTAL
401.07	GWG:LKG	FORESTRY SERVICES		0.194			0.194
419.03	GWG:KHATOE	FORESTRY SERVICES		0.040			0.040
404.14	GWG:SAM	FORESTRY SERVICES		0.164			0.164
404.02	GWG:BARA	FORESTRY SERVICES	0.030	0.309			0.339
414.01	M/gar	FORESTRY SERVICES	6.340	2.384			8.725
411.01	Z/gang	FORESTRY SERVICES	4.259	2.644			6.904
415.08	GWG:ZOB	FORESTRY SERVICES		0.105			0.105
408.01	W/die	FORESTRY SERVICES	7.182	3.077			10.259
408.10	GWG:NYISHO	FORESTRY SERVICES		0.149			0.149
404.16	GWG:TAD	FORESTRY SERVICES	0.021	0.158			0.179
411.03	GWG:BJOKA	FORESTRY SERVICES		0.350			0.350
410.03	GWG:CHUZ	FORESTRY SERVICES	0.010	0.040			0.050
410.13	GWG:SERZ	FORESTRY SERVICES		0.200			0.200
401.11	GWG:MKG	FORESTRY SERVICES		0.060			0.060
404.09	GWG:GHU	FORESTRY SERVICES		0.160			0.160
406.07	GWG:KHEBI	FORESTRY SERVICES		0.060			0.060
407.05	GWG:KAB	FORESTRY SERVICES		0.120			0.120
403.05	GWG:HOR	FORESTRY SERVICES		0.050			0.050
407.11	GWG:BAAP	FORESTRY SERVICES		0.100			0.100
405.07	GWG:KIG	FORESTRY SERVICES	0.018				0.018
403.09	GWG:SHA	FORESTRY SERVICES		0.156			0.156
401.04	GWG:CHG	FORESTRY SERVICES		0.125			0.125
403.07	GWG:LUN	FORESTRY SERVICES	0.010				0.010
417.01	T/gang	FORESTRY SERVICES	7.538	12.453			19.991
416.06	GWG:LPHU	FORESTRY SERVICES		0.450			0.450
415.10	GWG:NORB	FORESTRY SERVICES		0.150			0.150
412.01	T/gsa	FORESTRY SERVICES	4.222	5.965			10.187
415.03	GWG:CHHIM	FORESTRY SERVICES		0.197			0.197
408.03	GWG:DAN	FORESTRY SERVICES		0.060			0.060
408.15	GWG:ATHANG	FORESTRY SERVICES		0.148			0.148
401.02	GWG:SPS	FORESTRY SERVICES		0.500			0.500
414.08	GWG:JUR	FORESTRY SERVICES		0.050			0.050

AU	Administrative Unit	Programme	(Nu. in million)				
			CURRENT	CAPITAL	LEND	REPAY	TOTAL
402.06	GWG:USE	FORESTRY SERVICES	0.015				0.015
412.02	GWG:DTG	FORESTRY SERVICES		0.220			0.220
416.11	GWG:SG	FORESTRY SERVICES		0.100			0.100
413.09	GWG:TGA	FORESTRY SERVICES		0.020			0.020
415.02	GWG:CHONG	FORESTRY SERVICES		0.150			0.150
401.10	GWG:JGG	FORESTRY SERVICES	0.010	0.060			0.070
404.08	GWG:DUM	FORESTRY SERVICES		0.157			0.157
405.04	GWG:BAG	FORESTRY SERVICES	0.010	0.149			0.159
417.16	GWG:UZU	FORESTRY SERVICES		0.060			0.060
403.11	GWG:WAN	FORESTRY SERVICES		0.297			0.297
402.05	GWG:SAM	FORESTRY SERVICES	0.010				0.010
408.07	GWG:GASEW	FORESTRY SERVICES		0.026			0.026
416.08	GWG:MART	FORESTRY SERVICES		0.150			0.150
413.06	GWG:MINJAY	FORESTRY SERVICES		0.020			0.020
415.07	GWG:YUR	FORESTRY SERVICES		0.148			0.148
414.17	GWG:T/MANG	FORESTRY SERVICES		0.030			0.030
416.10	GWG:ORONG	FORESTRY SERVICES		0.100			0.100
415.09	GWG:D/LING	FORESTRY SERVICES		0.057			0.057
401.06	GWG:GTG	FORESTRY SERVICES		0.060			0.060
416.03	GWG:PTHANG	FORESTRY SERVICES		0.179			0.179
404.15	GWG:SIP	FORESTRY SERVICES		0.080			0.080
411.09	GWG:G/SHIN	FORESTRY SERVICES		0.030			0.030
414.12	GWG:SALENG	FORESTRY SERVICES		0.060			0.060
405.11	GWG:SHG	FORESTRY SERVICES		0.009			0.009
408.14	GWG:SEPHU	FORESTRY SERVICES		0.007			0.007
410.08	GWG:HG	FORESTRY SERVICES	0.010	0.540			0.550
406.06	GWG:KANA	FORESTRY SERVICES		0.098			0.098
406.11	GWG:T/KHA	FORESTRY SERVICES		0.060			0.060
411.02	GWG:BARDO	FORESTRY SERVICES		0.112			0.112
412.06	GWG:TGI	FORESTRY SERVICES		0.099			0.099
404.01	S/ise	FORESTRY SERVICES	6.674	2.136			8.809
415.04	GWG:DUNG	FORESTRY SERVICES		0.250			0.250

AU	Administrative Unit	Programme	(Nu. in million)					
			CURRENT	CAPITAL	LEND	REPAY	TOTAL	
401.01	C/cha	FORESTRY SERVICES	8.243	2.830			11.073	
414.14	GWG:SILAM	FORESTRY SERVICES		0.100			0.100	
419.04	GWG:LAYA	FORESTRY SERVICES		0.100			0.100	
414.02	GWG:BALAM	FORESTRY SERVICES		0.052			0.052	
401.08	GWG:DUG	FORESTRY SERVICES		0.140			0.140	
410.02	GWG:SAMT	FORESTRY SERVICES	0.008	0.030			0.058	
413.03	GWG:JAREY	FORESTRY SERVICES		0.030			0.030	
417.07	GWG:LUMANG	FORESTRY SERVICES		0.499			0.499	
401.09	GWG:GLG	FORESTRY SERVICES		0.040			0.040	
419.01	Gasa	FORESTRY SERVICES	2.659	0.395			3.054	
402.04	GWG:SBY	FORESTRY SERVICES	0.015				0.015	
402.01	Haa	FORESTRY SERVICES	4.608	0.830			5.438	
411.05	GWG:NGANG	FORESTRY SERVICES		0.275			0.275	
410.05	GWG:DOE	FORESTRY SERVICES	0.010	0.920			0.930	
418.01	T/phu	FORESTRY SERVICES	5.480	1.000			6.480	
415.12	GWG:C/LING	FORESTRY SERVICES		0.264			0.264	
416.09	GWG:DEO	FORESTRY SERVICES		0.060			0.060	
406.02	GWG:DOR	FORESTRY SERVICES		0.024			0.024	
408.05	GWG:GANG	FORESTRY SERVICES		0.030			0.030	
406.14	GWG:LKHA	FORESTRY SERVICES		0.070			0.070	
404.04	GWG:CHAR	FORESTRY SERVICES		0.400			0.400	
403.02	GWG:DOB	FORESTRY SERVICES		0.097			0.097	
420.08	GWG:YLLANG	FORESTRY SERVICES		0.130			0.130	
414.03	GWG:CHALI	FORESTRY SERVICES		0.143			0.143	
412.04	GWG:LGL	FORESTRY SERVICES		0.100			0.100	
406.09	GWG:T/DING	FORESTRY SERVICES		0.060			0.060	
404.06	GWG:DEN	FORESTRY SERVICES	0.010	0.216			0.226	
420.03	GWG:J/KHAR	FORESTRY SERVICES		0.050			0.050	
403.04	GWG:DOT	FORESTRY SERVICES	0.010				0.010	
403.01	Paro	FORESTRY SERVICES	6.800	0.902			7.702	
417.02	GWG:BAR	FORESTRY SERVICES		0.050			0.050	
417.14	GWG:S/PHU	FORESTRY SERVICES		0.150			0.150	

AU	Administrative Unit	Programme	(Nu. in million)				
			CURRENT	CAPITAL	LEND	REPAY	TOTAL
408.12	GWG:PHOBIJ	FORESTRY SERVICES		0.050			0.050
407.09	GWG:TEO	FORESTRY SERVICES		0.064			0.064
404.13	GWG:PUG	FORESTRY SERVICES	0.015	0.079			0.094
405.09	GWG:PAT	FORESTRY SERVICES	0.010	0.010			0.020
419.02	GWG:KHAME	FORESTRY SERVICES		0.050			0.050
410.10	GWG:UML	FORESTRY SERVICES	0.010	0.115			0.125
	Total		698.538	295.931	-		994.469
412.03	GWG:KPU	LIVESTOCK SERVICES		0.153			0.153
410.11	GWG:SINGHI	LIVESTOCK SERVICES	0.010	0.014			0.024
406.15	GWG:NICHU	LIVESTOCK SERVICES		0.037			0.037
405.01	T/rang	LIVESTOCK SERVICES	10.023	0.656			10.679
414.09	GWG:K/KHAR	LIVESTOCK SERVICES		0.100			0.100
405.13	GWG:TGR	LIVESTOCK SERVICES	0.012	0.030			0.042
404.11	GWG:TEN	LIVESTOCK SERVICES		0.511			0.511
418.09	GWG:NARO	LIVESTOCK SERVICES	0.015	1.084			1.099
402.02	GWG:BJE	LIVESTOCK SERVICES		0.050			0.050
410.04	GWG:DG	LIVESTOCK SERVICES	0.010				0.010
408.11	GWG:PHANG	LIVESTOCK SERVICES	0.010	0.024			0.034
407.06	GWG:LJING	LIVESTOCK SERVICES		0.307			0.307
404.05	GWG:CHEN	LIVESTOCK SERVICES	0.009				0.009
411.09	GWG:G/SHIN	LIVESTOCK SERVICES	0.308	0.562			0.870
410.12	GWG:SAR	LIVESTOCK SERVICES	0.010				0.010
414.02	GWG:BALAM	LIVESTOCK SERVICES		0.084			0.084
401.01	C/kha	LIVESTOCK SERVICES	9.533	2.130			11.663
414.14	GWG:SILAM	LIVESTOCK SERVICES		0.075			0.075
416.04	GWG:GOMDAR	LIVESTOCK SERVICES		0.200			0.200
411.04	GWG:NANG	LIVESTOCK SERVICES		0.232			0.232
410.02	GWG:SAMT	LIVESTOCK SERVICES	0.008				0.008
408.09	GWG:NAHI	LIVESTOCK SERVICES	0.010	0.012			0.022
420.01	T/Yangtse	LIVESTOCK SERVICES	5.498	3.426			8.924
418.07	GWG:L/SHI	LIVESTOCK SERVICES	0.015	0.050			0.065
416.12	GWG:SERTHI	LIVESTOCK SERVICES		0.350			0.350

AU	Administrative Unit	Programme	(Nu. in million)				
			CURRENT	CAPITAL	LEND	REPAY	TOTAL
409.01	B/thang	LIVESTOCK SERVICES	5.679	2.134			7.813
404.01	S/lse	LIVESTOCK SERVICES	13.612	2.288			15.900
401.08	GWG:DUG	LIVESTOCK SERVICES		0.200			0.200
420.02	GWG:B/LING	LIVESTOCK SERVICES		0.104			0.104
401.12	GWG:PLG	LIVESTOCK SERVICES	0.010	1.617			1.627
404.10	GWG:LHA	LIVESTOCK SERVICES	0.007	0.200			0.207
403.08	GWG:NAJ	LIVESTOCK SERVICES	0.020	0.065			0.085
401.10	GWG:LG	LIVESTOCK SERVICES		0.094			0.094
419.04	GWGLAYA	LIVESTOCK SERVICES		0.298			0.298
403.06	GWG:LAN	LIVESTOCK SERVICES	0.010	0.108			0.118
411.01	Z/igang	LIVESTOCK SERVICES	8.011	2.860			10.870
402.03	GWG:KSH	LIVESTOCK SERVICES	0.010				0.010
417.10	GWG:PMEY	LIVESTOCK SERVICES		0.150			0.150
404.07	GWG:DOR	LIVESTOCK SERVICES		1.460			1.460
419.03	GWG:KHATOE	LIVESTOCK SERVICES		0.225			0.225
417.03	GWG:BDUNG	LIVESTOCK SERVICES		0.100			0.100
416.01	S/Jongkhar	LIVESTOCK SERVICES	7.561	7.631			15.192
415.08	GWG:ZOB	LIVESTOCK SERVICES		0.150			0.150
414.13	GWG:SHER	LIVESTOCK SERVICES		0.220			0.220
407.01	P/kha	LIVESTOCK SERVICES	10.840	3.123			13.963
411.06	GWG:PHANG	LIVESTOCK SERVICES	0.424	0.550			0.974
410.07	GWG:GELE	LIVESTOCK SERVICES	0.010				0.010
408.06	GWG:GASEG	LIVESTOCK SERVICES	0.010	0.025			0.035
409.03	GWG:CHHUME	LIVESTOCK SERVICES		0.015			0.015
416.02	GWG:PTHANG	LIVESTOCK SERVICES		0.389			0.389
412.05	GWG:NUBI	LIVESTOCK SERVICES	0.010	0.028			0.038
416.05	GWG:W/PHU	LIVESTOCK SERVICES		0.296			0.296
414.11	GWG:NGAT	LIVESTOCK SERVICES		0.130			0.130
403.10	GWG:TSE	LIVESTOCK SERVICES	0.010	0.060			0.070
413.01	L/lse	LIVESTOCK SERVICES	5.704	3.464			9.168
418.04	GWG:DAGALA	LIVESTOCK SERVICES	0.010	0.344			0.354
417.13	GWG:S/KHAR	LIVESTOCK SERVICES		0.350			0.350

AU	Administrative Unit	Programme	(Nu. in million)					
			CURRENT	CAPITAL	LEND	REPAY	TOTAL	
406.01	Dagana	LIVESTOCK SERVICES	8.619	3.797				12.416
414.16	GWG:T/LING	LIVESTOCK SERVICES		0.110				0.110
410.01	S/pang	LIVESTOCK SERVICES	9.304	2.667				11.972
401.03	GWG:BOG	LIVESTOCK SERVICES		0.258				0.258
402.07	GWG:GYG	LIVESTOCK SERVICES	0.007	0.048				0.055
417.06	GWG:K/LING	LIVESTOCK SERVICES		0.030				0.030
416.07	GWG:LAURI	LIVESTOCK SERVICES		1.020				1.020
415.01	P/Gatshel	LIVESTOCK SERVICES	8.452	6.967				15.419
406.10	GWG:T/GANG	LIVESTOCK SERVICES		0.010				0.010
407.08	GWG:TALO	LIVESTOCK SERVICES		0.089				0.089
204.01	MAF	LIVESTOCK SERVICES	338.022	201.236				539.258
404.12	GWG:NAINI	LIVESTOCK SERVICES	0.010					0.010
407.12	GWG:TOEP	LIVESTOCK SERVICES		0.494				0.494
420.09	GWG:YANGT	LIVESTOCK SERVICES		0.060				0.060
405.03	GWG:DUG	LIVESTOCK SERVICES		0.060				0.060
403.03	GWG:DOG	LIVESTOCK SERVICES	0.010					0.010
401.05	GWG:DAG	LIVESTOCK SERVICES	0.010	0.060				0.070
401.06	GWG:GTG	LIVESTOCK SERVICES	0.010	0.024				0.034
416.10	GWG:ORONG	LIVESTOCK SERVICES		1.980				1.980
403.11	GWG:WAN	LIVESTOCK SERVICES		0.059				0.059
402.05	GWG:SAM	LIVESTOCK SERVICES	0.010					0.010
414.12	GWG:SALENG	LIVESTOCK SERVICES		0.075				0.075
403.01	Paro	LIVESTOCK SERVICES	10.997	0.769				11.765
416.03	GWG:PTHANG	LIVESTOCK SERVICES		0.100				0.100
405.04	GWG:BAG	LIVESTOCK SERVICES	0.010	0.063				0.073
419.02	GWG:KHAME	LIVESTOCK SERVICES		0.100				0.100
417.16	GWG:UZU	LIVESTOCK SERVICES		0.130				0.130
408.02	GWG:BJE	LIVESTOCK SERVICES	0.010					0.010
404.15	GWG:SIP	LIVESTOCK SERVICES	0.022	0.040				0.062
406.13	GWG:DEO	LIVESTOCK SERVICES		0.119				0.119
405.06	GWG:RAG	LIVESTOCK SERVICES	0.010	0.016				0.026
420.07	GWG:TSHANG	LIVESTOCK SERVICES		0.050				0.050

AU	Administrative Unit	Programme	(Nu. in million)				
			CURRENT	CAPITAL	LEND	REPAY	TOTAL
404.03	GWG:BIRU	LIVESTOCK SERVICES		0.195			0.195
406.11	GWG:T/KHA	LIVESTOCK SERVICES		0.100			0.100
405.11	GWG:SHG	LIVESTOCK SERVICES	0.010				0.010
410.08	GWG:HG	LIVESTOCK SERVICES	0.010	0.499			0.509
408.14	GWG:SEPHU	LIVESTOCK SERVICES	0.010	0.032			0.042
411.02	GWG:BARDO	LIVESTOCK SERVICES	0.190	0.845			1.035
408.07	GWG:GASEW	LIVESTOCK SERVICES	0.010	0.328			0.338
412.06	GWG:TGI	LIVESTOCK SERVICES	0.010	0.015			0.025
403.09	GWG:SHA	LIVESTOCK SERVICES	0.020	0.013			0.033
419.01	Casa	LIVESTOCK SERVICES	3.273	0.289			3.562
406.09	GWG:T/DING	LIVESTOCK SERVICES		0.030			0.030
418.05	GWG:GAYNEY	LIVESTOCK SERVICES	0.015				0.015
420.03	GWG:J/KHAR	LIVESTOCK SERVICES		0.330			0.330
403.04	GWG:DOT	LIVESTOCK SERVICES	0.015				0.015
401.04	GWG:CHG	LIVESTOCK SERVICES	0.010	0.016			0.026
404.06	GWG:DEN	LIVESTOCK SERVICES		0.167			0.167
404.13	GWG:PUG	LIVESTOCK SERVICES	0.015	0.065			0.080
405.09	GWG:PAT	LIVESTOCK SERVICES	0.020	0.044			0.064
408.05	GWG:GANG	LIVESTOCK SERVICES	0.010	0.070			0.080
407.02	GWG:CHHU	LIVESTOCK SERVICES		0.147			0.147
409.02	GWG:CHHOEK	LIVESTOCK SERVICES		0.252			0.252
406.02	GWG:DOR	LIVESTOCK SERVICES		0.059			0.059
410.13	GWG:SERZ	LIVESTOCK SERVICES	0.010	0.027			0.036
406.14	GWG:LKHA	LIVESTOCK SERVICES		0.030			0.030
408.12	GWG:PHOBIJ	LIVESTOCK SERVICES	0.010				0.010
408.10	GWG:NYISHO	LIVESTOCK SERVICES	0.010	0.030			0.040
410.05	GWG:DOE	LIVESTOCK SERVICES	0.010	0.092			0.102
412.04	GWG:GLI	LIVESTOCK SERVICES	0.010	0.047			0.057
410.10	GWG:UML	LIVESTOCK SERVICES	0.010				0.010
417.02	GWG:BAR	LIVESTOCK SERVICES		0.103			0.103
417.14	GWG:S/PHU	LIVESTOCK SERVICES		0.275			0.275
411.07	GWG:S/KHAR	LIVESTOCK SERVICES	0.158	0.800			0.958

AU	Administrative Unit	Programme	(Nu. in million)					
			CURRENT	CAPITAL	LEND	REPAY	TOTAL	
416.08	GWG:MART	LIVESTOCK SERVICES		0.100				0.100
419.05	GWG:LUNANA	LIVESTOCK SERVICES		0.340				0.340
403.02	GWG:DOB	LIVESTOCK SERVICES	0.010	0.049				0.059
405.07	GWG:KIG	LIVESTOCK SERVICES	0.015					0.015
418.03	GWG:CHANG	LIVESTOCK SERVICES	0.010	0.040				0.050
401.09	GWG:GLG	LIVESTOCK SERVICES	0.010	0.049				0.059
418.01	T/phu	LIVESTOCK SERVICES	8.834	2.563				11.397
416.09	GWG:DEO	LIVESTOCK SERVICES		0.050				0.050
415.12	GWG:CLING	LIVESTOCK SERVICES		0.055				0.055
418.02	GWG:SOE	LIVESTOCK SERVICES	0.015	0.040				0.055
420.08	GWG:YLLANG	LIVESTOCK SERVICES		0.050				0.050
404.04	GWG:CHAR	LIVESTOCK SERVICES		1.473				1.473
402.01	Haa	LIVESTOCK SERVICES	7.679	2.637				10.316
414.03	GWG:CHALI	LIVESTOCK SERVICES		0.050				0.050
417.07	GWG:LUMANG	LIVESTOCK SERVICES		0.945				0.945
415.05	GWG:KHAR	LIVESTOCK SERVICES		0.400				0.400
416.06	GWG:LPHU	LIVESTOCK SERVICES		0.250				0.250
414.10	GWG:MONGGA	LIVESTOCK SERVICES		0.017				0.017
411.05	GWG:NGANG	LIVESTOCK SERVICES	0.277	0.550				0.827
414.15	GWG:T/RONG	LIVESTOCK SERVICES		0.120				0.120
410.03	GWG:CHUZ	LIVESTOCK SERVICES	0.010					0.010
411.03	GWG:BJOKA	LIVESTOCK SERVICES	0.270	1.076				1.346
412.02	GWG:DTG	LIVESTOCK SERVICES	0.010	0.244				0.254
416.11	GWG:SG	LIVESTOCK SERVICES		0.025				0.025
414.01	M/gar	LIVESTOCK SERVICES	11.807	6.332				18.139
413.02	GWG:GANG	LIVESTOCK SERVICES		0.060				0.060
414.08	GWG:JUR	LIVESTOCK SERVICES		0.150				0.150
408.01	W/du	LIVESTOCK SERVICES	11.288	2.816				14.104
410.06	GWG:TTHANG	LIVESTOCK SERVICES	0.010	0.012				0.022
410.09	GWG:JIG	LIVESTOCK SERVICES	0.010	0.030				0.040
411.08	GWG:TRONG	LIVESTOCK SERVICES		0.200				0.200
408.13	GWG:RUEP	LIVESTOCK SERVICES		0.030				0.030

AU	Administrative Unit	Programme	(Nu. in million)				
			CURRENT	CAPITAL	LEND	REPAY	TOTAL
409.05	GWG:URA	LIVESTOCK SERVICES		0.050			0.050
408.08	GWG:KAZHI	LIVESTOCK SERVICES	0.010	0.038			0.048
405.05	GWG:GOG	LIVESTOCK SERVICES	0.015				0.015
403.05	GWG:HOR	LIVESTOCK SERVICES	0.015				0.015
405.10	GWG:PGC	LIVESTOCK SERVICES	0.010				0.010
404.14	GWG:SAM	LIVESTOCK SERVICES		0.308			0.308
418.06	GWG:KAWANG	LIVESTOCK SERVICES		0.400			0.400
401.11	GWG:MKG	LIVESTOCK SERVICES	0.010				0.010
404.09	GWG:GHU	LIVESTOCK SERVICES	0.015	0.015			0.030
407.05	GWG:KAB	LIVESTOCK SERVICES		0.166			0.166
406.07	GWG:KHEBI	LIVESTOCK SERVICES		0.030			0.030
408.03	GWG:DAN	LIVESTOCK SERVICES	0.010	0.100			0.110
408.15	GWG:ATHANG	LIVESTOCK SERVICES	0.020	0.029			0.048
420.06	GWG:TOETS	LIVESTOCK SERVICES		0.050			0.050
403.07	GWG:LUN	LIVESTOCK SERVICES	0.007				0.007
404.02	GWG:BARA	LIVESTOCK SERVICES	0.021	0.189			0.210
401.02	GWG:SPS	LIVESTOCK SERVICES	0.010	0.044			0.054
418.08	GWG:MEWANG	LIVESTOCK SERVICES	0.030				0.030
404.16	GWG:TAD	LIVESTOCK SERVICES		0.519			0.519
405.12	GWG:TSG	LIVESTOCK SERVICES	0.019				0.019
417.01	T/gang	LIVESTOCK SERVICES	14.228	10.555			24.784
417.09	GWG:Y/NEER	LIVESTOCK SERVICES		0.047			0.047
401.07	GWG:LKG	LIVESTOCK SERVICES	0.010	0.110			0.120
412.01	T/gsa	LIVESTOCK SERVICES	5.327	1.498			6.825
415.03	GWG:CHHIM	LIVESTOCK SERVICES		0.050			0.050
204.01	MAF	AGRICULTURE POLICY DIRECTION SERVICES	516.760	299.045	-	-	815.805
403.11	GWG:WAN	AGRICULTURE SERVICES	126.985	165.080			292.065
419.01	Gasa	AGRICULTURE SERVICES		3.614			3.614
416.10	GWG:ORONG	AGRICULTURE SERVICES	2.339	3.536			5.875
403.04	GWG:DOT	AGRICULTURE SERVICES	0.015	0.690			0.690
419.02	GWG:KHAME	AGRICULTURE SERVICES		3.401			3.401
				0.562			0.562

AU	Administrative Unit	Programme	(Nu. in million)				
			CURRENT	CAPITAL	LEND	REPAY	TOTAL
404.13	GWG:PUG	AGRICULTURE SERVICES	0.013				0.013
417.16	GWG:UZU	AGRICULTURE SERVICES	0.050	2.047			2.097
420.05	GWG:RAMJAR	AGRICULTURE SERVICES		1.472			1.472
405.04	GWG:BAG	AGRICULTURE SERVICES	0.020	0.237			0.257
404.08	GWG:DUM	AGRICULTURE SERVICES	0.010	0.300			0.310
406.04	GWG:GESAR	AGRICULTURE SERVICES		3.133			3.133
411.07	GWG:S/KHAR	AGRICULTURE SERVICES		20.661			20.661
414.05	GWG:D/TSE	AGRICULTURE SERVICES		0.500			0.500
412.06	GWG:TGI	AGRICULTURE SERVICES	0.020	1.802			1.822
411.02	GWG:BARDO	AGRICULTURE SERVICES	0.251	52.160			52.410
407.04	GWG:GUMA	AGRICULTURE SERVICES		1.139			1.139
408.14	GWG:SEPHU	AGRICULTURE SERVICES	0.010	0.520			0.530
408.07	GWG:GASEW	AGRICULTURE SERVICES		3.596			3.596
409.04	GWG:TANG	AGRICULTURE SERVICES		16.400			16.400
405.11	GWG:SHG	AGRICULTURE SERVICES		1.700			1.700
410.08	GWG:HG	AGRICULTURE SERVICES		2.464			2.464
406.11	GWG:T/KHA	AGRICULTURE SERVICES	0.020	7.311			7.331
407.09	GWG:TEO	AGRICULTURE SERVICES		3.726			3.726
407.02	GWG:CHHU	AGRICULTURE SERVICES		3.480			3.480
408.05	GWG:GANG	AGRICULTURE SERVICES	0.010	1.319			1.329
405.09	GWG:PAT	AGRICULTURE SERVICES	0.020	1.652			1.672
405.02	GWG:BEG	AGRICULTURE SERVICES		2.456			2.456
406.09	GWG:T/DING	AGRICULTURE SERVICES		1.198			1.198
404.06	GWG:DEN	AGRICULTURE SERVICES	0.020	0.245			0.265
408.12	GWG:PHOBIJ	AGRICULTURE SERVICES		1.300			1.300
410.05	GWG:DOE	AGRICULTURE SERVICES		12.424			12.424
412.04	GWG:LGL	AGRICULTURE SERVICES	0.020	5.380			5.400
410.10	GWG:UML	AGRICULTURE SERVICES		2.319			2.319
413.06	GWG:MINJAY	AGRICULTURE SERVICES	0.080	1.171			1.251
417.07	GWG:LUMANG	AGRICULTURE SERVICES	0.050	0.160			0.210
414.10	GWG:MONGGA	AGRICULTURE SERVICES		1.731			1.731
414.17	GWG:T/MANG	AGRICULTURE SERVICES		0.572			0.572

AU	Administrative Unit	Programme	(Nu. in million)				
			CURRENT	CAPITAL	LEND	REPAY	TOTAL
415.12	GWG:C/LING	AGRICULTURE SERVICES		14.616			14.616
417.02	GWG:BAR	AGRICULTURE SERVICES	0.050	1.990			2.040
416.08	GWG:MART	AGRICULTURE SERVICES		2.126			2.126
415.02	GWG:CHONG	AGRICULTURE SERVICES		0.347			0.347
416.03	GWG:PHANG	AGRICULTURE SERVICES		2.677			2.677
403.01	Paro	AGRICULTURE SERVICES	6.750	0.482			7.232
415.07	GWG:YUR	AGRICULTURE SERVICES		0.862			0.862
413.08	GWG:METSHO	AGRICULTURE SERVICES	0.039	3.427			3.466
414.12	GWG:SALENG	AGRICULTURE SERVICES		3.162			3.162
415.09	GWG:D/LING	AGRICULTURE SERVICES		2.104			2.104
417.04	GWG:K/LUNG	AGRICULTURE SERVICES	0.050	2.000			2.050
404.01	S/ise	AGRICULTURE SERVICES	10.323	18.499			28.821
414.14	GWG:SILAM	AGRICULTURE SERVICES		1.729			1.729
401.01	C/ka	AGRICULTURE SERVICES	10.388	1.412			11.800
414.07	GWG:GONG	AGRICULTURE SERVICES		8.717			8.717
413.03	GWG:JAREY	AGRICULTURE SERVICES	0.040	0.998			1.038
420.01	T/Yangtse	AGRICULTURE SERVICES	7.124	24.034			31.158
409.01	B/hang	AGRICULTURE SERVICES	5.427	0.548			5.975
417.11	GWG:RADHI	AGRICULTURE SERVICES	0.050	1.300			1.350
416.04	GWG:GOMDAR	AGRICULTURE SERVICES		0.090			0.090
418.07	GWG:L/SHI	AGRICULTURE SERVICES	0.010				0.010
419.04	GWG:LAYA	AGRICULTURE SERVICES		0.050			0.050
403.06	GWG:LAN	AGRICULTURE SERVICES	0.015	2.759			2.774
401.08	GWG:DUG	AGRICULTURE SERVICES	0.010	2.269			2.279
402.05	GWG:SAM	AGRICULTURE SERVICES	0.050	6.773			6.803
401.10	GWG:LOG	AGRICULTURE SERVICES		1.819			1.819
406.13	GWG:DEO	AGRICULTURE SERVICES		1.594			1.594
408.02	GWG:BJE	AGRICULTURE SERVICES	0.010	4.411			4.421
404.03	GWG:BIRU	AGRICULTURE SERVICES	0.035	0.839			0.874
406.06	GWG:KANA	AGRICULTURE SERVICES	0.020	9.645			9.665
405.06	GWG:RAG	AGRICULTURE SERVICES	0.010	2.855			2.865
404.15	GWG:SIP	AGRICULTURE SERVICES		1.039			1.039

AU	Administrative Unit	Programme	(Nu. in million)				
			CURRENT	CAPITAL	LEND	REPAY	TOTAL
417.13	GWG:S/KHAR	AGRICULTURE SERVICES	0.050	1.834			1.884
402.07	GWG:GYG	AGRICULTURE SERVICES	0.015	1.638			1.653
414.16	GWG:T/LING	AGRICULTURE SERVICES		5.737			5.737
415.11	GWGNANONG	AGRICULTURE SERVICES		2.150			2.150
401.03	GWG:BOG	AGRICULTURE SERVICES		1.789			1.789
416.07	GWG:LAURI	AGRICULTURE SERVICES		34.700			34.700
401.12	GWG:PLG	AGRICULTURE SERVICES		0.994			0.994
404.10	GWGLHA	AGRICULTURE SERVICES	0.008				0.008
417.06	GWG:K/LING	AGRICULTURE SERVICES	0.050	1.650			1.700
413.05	GWG:KUR-GA	AGRICULTURE SERVICES	0.040	3.121			3.161
415.04	GWG:DUNG	AGRICULTURE SERVICES		0.865			0.865
414.09	GWG:K/KHAR	AGRICULTURE SERVICES		3.558			3.558
406.01	Dagana	AGRICULTURE SERVICES	6.933	3.664			10.597
405.01	T/rang	AGRICULTURE SERVICES	7.287	2.498			9.785
416.12	GWG:SERTHI	AGRICULTURE SERVICES		1.675			1.675
414.02	GWG:BALAM	AGRICULTURE SERVICES		2.790			2.790
412.03	GWG:KPU	AGRICULTURE SERVICES		0.500			0.500
411.04	GWG:NANG	AGRICULTURE SERVICES		10.593			10.593
411.09	GWG:G/SHIN	AGRICULTURE SERVICES	0.420	31.647			32.067
410.12	GWG:SAR	AGRICULTURE SERVICES	0.010	0.099			0.109
410.02	GWG:SAMT	AGRICULTURE SERVICES	0.009	3.183			3.192
408.09	GWG:NAHI	AGRICULTURE SERVICES		1.916			1.916
408.16	GWG:THEDT	AGRICULTURE SERVICES	0.010	1.798			1.808
410.04	GWG:DG	AGRICULTURE SERVICES	0.010	2.835			2.844
406.08	GWG:LAJA	AGRICULTURE SERVICES		1.854			1.854
407.06	GWG:LING	AGRICULTURE SERVICES		2.571			2.571
418.09	GWG:NARO	AGRICULTURE SERVICES	0.010				0.010
420.02	GWG:B/LING	AGRICULTURE SERVICES		4.210			4.210
420.07	GWG:TSHANG	AGRICULTURE SERVICES		3.010			3.010
403.08	GWGNAI	AGRICULTURE SERVICES	0.010	3.110			3.120
405.13	GWG:TGR	AGRICULTURE SERVICES	0.015	1.341			1.356
404.11	GWG:TEN	AGRICULTURE SERVICES	0.010	1.770			1.780

AU	Administrative Unit	Programme	(Nu. in million)					
			CURRENT	CAPITAL	LEND	REPAY	TOTAL	
410.07	GWG:GELE	AGRICULTURE SERVICES	0.010	2.008				2.018
411.06	GWG:PHANG	AGRICULTURE SERVICES	0.800	4.649				5.449
410.01	S/pang	AGRICULTURE SERVICES	8.012	1.295				9.307
412.05	GWG:NUBI	AGRICULTURE SERVICES	0.020	0.909				0.929
414.04	GWG:CHAS	AGRICULTURE SERVICES		2.200				2.200
414.11	GWG:NGAT	AGRICULTURE SERVICES		0.514				0.514
408.06	GWG:GASEG	AGRICULTURE SERVICES	0.010	1.000				1.010
408.04	GWG:DAGA	AGRICULTURE SERVICES	0.010	3.151				3.161
410.11	GWG:SINGHI	AGRICULTURE SERVICES	0.010	1.789				1.799
409.03	GWG:CHHUME	AGRICULTURE SERVICES		1.160				1.160
408.13	GWG:RUEP	AGRICULTURE SERVICES	0.010	3.311				3.321
409.05	GWG:URA	AGRICULTURE SERVICES		0.830				0.830
406.05	GWG:GOSH	AGRICULTURE SERVICES		3.932				3.932
407.03	GWG:GOEN	AGRICULTURE SERVICES		0.518				0.518
407.12	GWG:TOEP	AGRICULTURE SERVICES		1.618				1.618
204.01	MAF	AGRICULTURE SERVICES	319.313	439.070				758.383
406.10	GWG:T/GANG	AGRICULTURE SERVICES	0.010	4.227				4.237
407.08	GWG:TALO	AGRICULTURE SERVICES		3.236				3.236
404.12	GWG:NAINI	AGRICULTURE SERVICES	0.010	0.020				0.030
405.03	GWG:DUG	AGRICULTURE SERVICES	0.010	2.545				2.555
405.08	GWG:MEG	AGRICULTURE SERVICES	0.030	1.080				1.110
406.15	GWG:NICHU	AGRICULTURE SERVICES		0.400				0.400
408.11	GWG:PHANG	AGRICULTURE SERVICES		3.336				3.336
418.04	GWG:DAGALA	AGRICULTURE SERVICES	0.033	1.300				1.333
402.02	GWG:BIE	AGRICULTURE SERVICES	0.015	2.999				3.014
415.06	GWG:SHUMER	AGRICULTURE SERVICES		0.900				0.900
417.08	GWG:MERAK	AGRICULTURE SERVICES	0.050	1.500				1.550
415.01	P/Gaishel	AGRICULTURE SERVICES	7.165	125.880				133.045
416.02	GWG:PTHANG	AGRICULTURE SERVICES		2.675				2.675
416.05	GWG:W/PHU	AGRICULTURE SERVICES		1.752				1.752
403.03	GWG:DOG	AGRICULTURE SERVICES	0.010	1.260				1.260
404.05	GWG:CHEN	AGRICULTURE SERVICES	0.015	0.499				0.514

AU	Administrative Unit	Programme	(Nu. in million)				
			CURRENT	CAPITAL	LEND	REPAY	TOTAL
401.05	GWG:DAG	AGRICULTURE SERVICES		0.550			0.550
403.10	GWG:TSE	AGRICULTURE SERVICES	0.010	2.348			2.358
406.03	GWG:DRU	AGRICULTURE SERVICES		2.000			2.000
413.01	Ltse	AGRICULTURE SERVICES	5.471	55.956			61.426
420.09	GWG:YANGT	AGRICULTURE SERVICES		1.990			1.990
406.02	GWG:DOR	AGRICULTURE SERVICES	0.010	2.295			2.305
406.14	GWG:LKHA	AGRICULTURE SERVICES	0.010	1.356			1.366
409.02	GWG:CHHOEK	AGRICULTURE SERVICES		1.300			1.300
410.13	GWG:SERZ	AGRICULTURE SERVICES	0.009	0.930			0.939
408.10	GWG:NYISHO	AGRICULTURE SERVICES	0.020	1.642			1.662
411.05	GWG:NGANG	AGRICULTURE SERVICES	0.762	9.482			10.244
407.07	GWG:SHE	AGRICULTURE SERVICES		0.500			0.500
402.06	GWG:USE	AGRICULTURE SERVICES	0.015	1.600			1.615
420.06	GWG:TOETS	AGRICULTURE SERVICES		0.617			0.617
419.03	GWG:KHATOE	AGRICULTURE SERVICES		1.700			1.700
401.07	GWG:LKG	AGRICULTURE SERVICES	0.010	1.890			1.900
417.05	GWG:K/PARA	AGRICULTURE SERVICES		2.300			2.300
417.01	T/gang	AGRICULTURE SERVICES	12.957	7.612			20.569
404.04	GWG:CHAR	AGRICULTURE SERVICES	0.020	0.986			1.005
418.08	GWG:MEWANG	AGRICULTURE SERVICES	0.020	0.995			1.015
420.08	GWG:YLLANG	AGRICULTURE SERVICES		0.960			0.960
403.02	GWG:DOB	AGRICULTURE SERVICES	0.014	2.655			2.669
404.16	GWG:TAD	AGRICULTURE SERVICES	0.010	0.057			0.067
418.03	GWG:CHANG	AGRICULTURE SERVICES	0.010	1.105			1.115
405.07	GWG:KIG	AGRICULTURE SERVICES	0.015	2.220			2.235
406.07	GWG:KHEBI	AGRICULTURE SERVICES		3.354			3.354
402.01	Haa	AGRICULTURE SERVICES	5.045	0.740			5.785
401.09	GWG:GLG	AGRICULTURE SERVICES		0.678			0.678
403.07	GWG:LUN	AGRICULTURE SERVICES	0.010	1.486			1.496
415.05	GWG:KHAR	AGRICULTURE SERVICES		2.094			2.094
416.06	GWG:L/PHU	AGRICULTURE SERVICES		2.446			2.446
413.04	GWG:KHO	AGRICULTURE SERVICES		6.817			6.817

AU	Administrative Unit	Programme	(Nu. in million)				
			CURRENT	CAPITAL	LEND	REPAY	TOTAL
414.15	GWG:T/RONG	AGRICULTURE SERVICES		0.757			0.757
414.03	GWG:CHALI	AGRICULTURE SERVICES		1.587			1.587
416.09	GWG:DEO	AGRICULTURE SERVICES		0.870			0.870
401.02	GWG:SPS	AGRICULTURE SERVICES		0.930			0.930
418.01	T/phu	AGRICULTURE SERVICES	7.872	10.005			17.876
418.02	GWG:SOE	AGRICULTURE SERVICES	0.015				0.015
417.14	GWG:S/PHU	AGRICULTURE SERVICES	0.050	1.874			1.924
420.03	GWG:J/KHAR	AGRICULTURE SERVICES		3.700			3.700
418.05	GWGGAYNEY	AGRICULTURE SERVICES	0.015	2.197			2.212
403.09	GWG:SHA	AGRICULTURE SERVICES	0.015	2.742			2.757
407.11	GWG:BAAP	AGRICULTURE SERVICES		2.007			2.007
402.04	GWG:SBY	AGRICULTURE SERVICES	0.015	0.197			0.212
401.04	GWG:CHG	AGRICULTURE SERVICES		2.214			2.214
405.10	GWG:PCG	AGRICULTURE SERVICES	0.010	1.088			1.098
405.12	GWG:TSG	AGRICULTURE SERVICES	0.025	4.000			4.025
404.14	GWG:SAM	AGRICULTURE SERVICES	0.011	2.168			2.179
402.03	GWG:KSH	AGRICULTURE SERVICES	0.012	3.057			3.069
417.15	GWG:TSHING	AGRICULTURE SERVICES		0.922			0.922
417.03	GWG:BDJUNG	AGRICULTURE SERVICES	0.050	3.450			3.500
416.01	S/longkhar	AGRICULTURE SERVICES	6.487	10.829			17.316
418.06	GWG:KAWANG	AGRICULTURE SERVICES	0.020	1.076			1.096
420.04	GWGK/DANG	AGRICULTURE SERVICES		0.500			0.500
404.07	GWG:DOR	AGRICULTURE SERVICES	0.025	2.654			2.679
403.05	GWG:HOR	AGRICULTURE SERVICES	0.015	1.989			2.004
414.18	GWG:NARANG	AGRICULTURE SERVICES		2.000			2.000
414.06	GWGD/PONG	AGRICULTURE SERVICES		1.623			1.623
413.07	GWG:MINBI	AGRICULTURE SERVICES	0.040	4.243			4.283
410.06	GWG:TTHANG	AGRICULTURE SERVICES	0.010	1.617			1.627
411.08	GWG:TRONG	AGRICULTURE SERVICES	0.100	8.087			8.187
407.10	GWG:ZOMI	AGRICULTURE SERVICES		0.858			0.858
415.08	GWG:ZOB	AGRICULTURE SERVICES		0.357			0.357
411.01	Z/gang	AGRICULTURE SERVICES	6.671	43.055			49.726

AU	Administrative Unit	Programme	(Nu. in million)				
			CURRENT	CAPITAL	LEND	REPAY	TOTAL
407.01	P/kha	AGRICULTURE SERVICES	9.587				9.587
408.15	GWG:ATHANG	AGRICULTURE SERVICES	0.010	3.093			3.102
410.09	GWG:JIG	AGRICULTURE SERVICES	0.010	0.350			0.360
408.03	GWG:DAN	AGRICULTURE SERVICES	0.010				0.010
404.09	GWG:GHU	AGRICULTURE SERVICES	0.010	2.054			2.064
406.12	GWG:TEZA	AGRICULTURE SERVICES	0.020	2.000			2.020
405.05	GWG:GOG	AGRICULTURE SERVICES	0.020	0.875			0.895
401.11	GWG:MKG	AGRICULTURE SERVICES	0.010	4.627			4.637
407.05	GWG:KAB	AGRICULTURE SERVICES		3.328			3.328
408.08	GWG:KAZHI	AGRICULTURE SERVICES		4.973			4.973
413.09	GWG:TGA	AGRICULTURE SERVICES	0.040	0.379			0.419
414.13	GWG:SHER	AGRICULTURE SERVICES		1.550			1.550
417.10	GWG:PMEY	AGRICULTURE SERVICES	0.050	0.400			0.450
415.10	GWG:NORB	AGRICULTURE SERVICES		0.272			0.272
412.01	T/gsa	AGRICULTURE SERVICES	4.147	7.544			11.691
412.02	GWG:DTG	AGRICULTURE SERVICES	0.020	1.274			1.294
414.01	M/gar	AGRICULTURE SERVICES	9.131	25.095			34.227
416.11	GWG:SG	AGRICULTURE SERVICES		3.455			3.455
415.03	GWG:CHHIM	AGRICULTURE SERVICES		0.958			0.958
417.09	GWG:YNEER	AGRICULTURE SERVICES	0.050	1.200			1.250
410.03	GWG:CHUZ	AGRICULTURE SERVICES	0.010	3.398			3.408
413.02	GWGGANG	AGRICULTURE SERVICES		9.166			9.166
411.03	GWG:BOKA	AGRICULTURE SERVICES	0.415	18.105			18.519
414.08	GWG:JUR	AGRICULTURE SERVICES		21.338			21.338
408.01	W/dte	AGRICULTURE SERVICES	10.391	2.035			12.426
204.01	MAF	RENEWABLE NATURAL RESOURCE RESEARCH SERVICES	18.280	8.295			26.575
204.01	MAF	AGRICULTURE MARKETING SERVICES	23.849	32.776			56.626
		Total	642.679	1,621.137			2,263.816
		Total RNR Services	1,857.977	2,216.113			4,074.090
		Mining, Manufacturing & Industries Services					
205.01	MEA	COTTAGE & SMALL INDUSTRIES SERVICES	14.626	18.635			33.261
205.01	MEA	GEOLOGY & MINES SERVICES	59.415	15.926			75.341

AU	Administrative Unit	Programme	(Nu. in million)				
			CURRENT	CAPITAL	LEND	REPAY	TOTAL
205.01	MEA	INDUSTRIES SERVICES	16.483	24.499			40.983
205.01	MEA	ECONOMIC POLICY DIRECTION SERVICES	67.877	3.652			71.530
		Total Mining, Manufacturing & Industries Services	158.401	62.712	-	-	221.114
		Transport & Communication Services					
206.01	MWHS	ROAD CONSTRUCTION AND MAINTENANCE SERVICES	328.213	3,053.355			3,381.568
207.01	MIC	ROAD SAFETY & TRANSPORT SERVICES	47.706	19.567			67.273
417.07	GWG:LUMANG	MULE TRACKS AND BRIDGE SERVICES		0.100			0.100
413.04	GWG:KHO	MULE TRACKS AND BRIDGE SERVICES		0.064			0.064
409.02	GWG:CHHOEK	MULE TRACKS AND BRIDGE SERVICES		0.100			0.100
408.12	GWG:PHOBI	MULE TRACKS AND BRIDGE SERVICES		0.013			0.013
410.05	GWG:DOE	MULE TRACKS AND BRIDGE SERVICES		0.197			0.197
402.04	GWG:SBY	MULE TRACKS AND BRIDGE SERVICES		0.185			0.185
414.07	GWG:GONG	MULE TRACKS AND BRIDGE SERVICES		0.100			0.100
415.09	GWG:D/LING	MULE TRACKS AND BRIDGE SERVICES		0.079			0.079
416.04	GWG:GOMDAR	MULE TRACKS AND BRIDGE SERVICES		0.166			0.166
410.08	GWG:HG	MULE TRACKS AND BRIDGE SERVICES		0.300			0.300
419.02	GWG:KHAME	MULE TRACKS AND BRIDGE SERVICES		0.025			0.025
406.10	GWG:T/GANG	MULE TRACKS AND BRIDGE SERVICES		0.157			0.157
409.05	GWG:URA	MULE TRACKS AND BRIDGE SERVICES		0.700			0.700
418.04	GWG:DAGALA	MULE TRACKS AND BRIDGE SERVICES		0.020			0.020
419.03	GWG:KHATOE	MULE TRACKS AND BRIDGE SERVICES		0.154			0.154
411.03	GWG:BIOKA	MULE TRACKS AND BRIDGE SERVICES		0.320			0.320
408.15	GWG:ATHANG	MULE TRACKS AND BRIDGE SERVICES		0.300			0.300
420.08	GWG:YLLANG	MULE TRACKS AND BRIDGE SERVICES		0.100			0.100
403.02	GWG:DOB	MULE TRACKS AND BRIDGE SERVICES		0.079			0.079
419.05	GWG:LUNANA	MULE TRACKS AND BRIDGE SERVICES		0.324			0.324
418.02	GWG:SOE	MULE TRACKS AND BRIDGE SERVICES		1.150			1.150
418.08	GWG:MEWANG	MULE TRACKS AND BRIDGE SERVICES		0.200			0.200
404.09	GWG:GHU	MULE TRACKS AND BRIDGE SERVICES		1.183			1.183
402.06	GWG:USE	MULE TRACKS AND BRIDGE SERVICES		0.798			0.798
420.02	GWG:B/LING	MULE TRACKS AND BRIDGE SERVICES		0.416			0.416
418.09	GWG:NARO	MULE TRACKS AND BRIDGE SERVICES		1.771			1.771

AU	Administrative Unit	Programme	(Nu. in million)				
			CURRENT	CAPITAL	LEND	REPAY	TOTAL
406.06	GWG:KANA	MULE TRACKS AND BRIDGE SERVICES		0.100			0.100
418.07	GWG:L/SHI	MULE TRACKS AND BRIDGE SERVICES		2.000			2.000
419.04	GWG:LAYA	MULE TRACKS AND BRIDGE SERVICES		0.723			0.723
403.06	GWG:LAN	MULE TRACKS AND BRIDGE SERVICES		0.370			0.370
401.08	GWG:DUG	MULE TRACKS AND BRIDGE SERVICES		0.447			0.447
207.01	MIC	CIVIL AVIATION SERVICES	71.323	142.679			214.002
123.01	BICMA	INFORMATION, COMMUNICATIONS & MEDIA SERVICES	14.668	25.404			40.072
207.01	MIC	INFORMATION & COMMUNICATIONS POLICY DIRECTION SERVICES	30.681	3.868			34.549
207.01	MIC	INFORMATION TECHNOLOGY & TELECOM SERVICES	22.691	340.434			363.125
207.01	MIC	INFORMATION & MEDIA SERVICES	6.174	13.226			19.399
		Total Transport & Communication services	521.456	3,611.172	-	-	4,132.628
		Public Order & Safety Services					
110.01	RAA	ROYAL AUDIT SERVICES	102.157	32.599			134.756
108.01	ACC	ANTI-CORRUPTION SERVICES	34.584	69.253			103.837
201.01	MHCA	POLICE SERVICES	1,146.060	82.782			1,228.842
106.01	JUDICIARY	JUDICIARY SERVICES	225.945	299.663			525.607
112.01	OAG	ATTORNEY SERVICES	20.540	25.729			46.269
		Total Public Order & Safety Services	1,529,285	510,025	-	-	2,039,310
		GRAND TOTAL	17,941,151	16,668,752	570,661	11,713,338	46,893,901

Schedule 6: NON-REVENUE RECEIPTS AND DEPOSITS DURING THE FY 2013-2014		
SL NO	BRANCH	(NU. IN MILLION)
1	P/LING MAIN BRANCH	385.232
2	THIMPHU BRANCH	417.537
3	SAMDRUP JONJKHAR	27.636
4	GELEPHU	5.651
5	TSIMA SHAM	26.980
6	SAMTSE	32.776
7	TRASHIGANG	44.054
8	DAMPHU	4.013
9	MONGAAR	49.780
10	BUMTHANG	2.749
11	WANGDIPHODRANG	61.272
12	PARO	43.044
13	TRONGSA	18.494
14	HA	19.909
15	ZHEMGANG	88.815
16	LHUNTSE	40.333
17	PUNAKHA	24.868
18	PEMAGHTEL	67.317
19	SARPANG	72.263
20	DAGANA	45.776
21	TSASHI YANGSTE	7.747
22	GASA BRANCH	1.427
	TOTAL	1487.673

Schedule 7: SCHEDULE OF OTHER RECOVERIES AND REMITTANCES FOR THE FY 2013-2014: BY AU				
(Nu. in million)				
AU CODE	ADMINISTRATIVE UNIT	RECOVERIES	REMITTANCES	NET
101.01	HIS MAJESTY'S SECRETARIAT	3.396	3.396	0.000
102.01	HIS MAJESTY'S SECRETARIAT (4TH KING)	1.564	1.564	0.000
103.01	NATIONAL ASSEMBLY OF BHUTAN	9.353	9.353	0.000
104.01	NATIONAL COUNCIL OF BHUTAN	9.503	9.503	0.000
105.01	COUNCIL FOR RELIGIOUS AFFAIRS	2.597	2.595	0.002
106.01	JUDICIARY	41.984	41.990	-0.007
107.01	ROYAL CIVIL SERVICE COMMISSION	6.748	6.748	0.000
108.01	ANTI-CORRUPTION COMMISSION	5.359	5.359	0.000
109.01	ELECTION COMMISSION OF BHUTAN	4.712	5.067	-0.355
110.01	ROYAL AUDIT AUTHORITY	20.350	20.350	0.000
111.01	CABINET SECRETARIAT	2.368	2.368	0.000
112.01	OFFICE OF THE ATTORNEY GENERAL	3.940	3.940	0.000
113.01	BHUTAN OLYMPIC COMMITTEE	1.394	1.394	0.000
114.01	DZONGKHA DEVELOPMENT COMMISSION	2.355	2.393	-0.038
115.01	NATIONAL LAND COMMISSION	18.357	18.412	-0.054
116.01	CENTRE FOR BHUTAN STUDIES AND GNH RESEARCH	1.295	1.295	0.000
117.01	GROSS NATIONAL HAPPINESS COMMISSION	5.790	5.790	0.000
118.01	NATIONAL ENVIRONMENT COMMISSION	4.442	4.442	0.000
119.01	ROYAL INSTITUTE OF MANAGEMENT	6.747	6.747	0.000
120.01	ROYAL UNIVERSITY OF BHUTAN	1.537	1.547	-0.010
121.01	NATIONAL STATISTICS BUREAU	4.030	3.828	0.202
122.01	BHUTAN NARCOTIC CONTROL AGENCY	1.321	1.321	0.000
123.01	BHUTAN INFORMATION COMMUNICATION MEDIA AUTHORITY	2.036	2.036	0.000
124.01	THROMDEYS	129.508	129.152	0.356
125.01	DRUG REGULATORY AUTHORITY	2.019	2.019	0.000
126.01	TOURISM COUNCIL OF BHUTAN	4.998	4.998	0.000
127.01	NATIONAL COMMISSION FOR WOMEN & CHILDREN	1.473	1.473	0.000
128.01	ROYAL EDUCATION COUNCIL	3.312	3.469	-0.157
129.01	BHUTAN COUNCIL FOR SCHOOL EXAMINATION & ASSESSMENT	3.402	3.402	0.000
130.01	ROYAL PRIVY COUNCIL	0.989	0.989	0.000
131.01	BHUTAN STANDARD BUREAU	3.569	3.569	0.000
132.01	UNIVERSITY OF MEDICAL SCIENCES OF BHUTAN	69.367	69.492	-0.125
133.01	ROYAL INSTITUTE OF LAW	0.406	0.406	0.000
201.01	MINISTRY OF HOME & CULTURAL AFFAIRS	315.696	327.410	-11.714

(Nu. in million)				
AU CODE	ADMINISTRATIVE UNIT	RECOVERIES	REMITTANCES	NET
202.01	MINISTRY OF FINANCE	75.738	75.761	-0.023
203.01	MINISTRY OF FOREIGN AFFAIRS	17.442	17.955	-0.513
204.01	MINISTRY OF AGRICULTURE & FORESTS	202.005	202.398	-0.393
205.01	MINISTRY OF ECONOMIC AFFAIRS	40.880	43.058	-2.179
206.01	MINISTRY OF WORKS & HUMAN SETTLEMENT	58.031	68.468	-10.437
207.01	MINISTRY OF INFORMATION & COMMUNICATIONS	33.376	33.583	-0.207
208.01	MINISTRY OF HEALTH	74.326	74.411	-0.085
209.01	MINISTRY OF EDUCATION	26.047	34.354	-8.306
210.01	MINISTRY OF LABOUR & HUMAN RESOURCES	31.309	31.357	-0.048
401.01	DZONGKHAG ADMINISTRATION, CHHUKHA	72.586	72.719	-0.133
401.02	SAMPHELING GEWOG, CHHUKHA	0.000	0.000	0.000
401.03	BONGO GEWOG, CHHUKHA	0.265	0.265	0.000
401.04	CHAPCHHA GEWOG, CHHUKHA	0.175	0.175	0.000
401.05	DUNGNA GEWOG, CHHUKHA	0.176	0.176	0.000
401.06	GELING GEWOG, CHHUKHA	0.329	0.329	0.000
401.07	DARLA GEWOG, CHHUKHA	0.276	0.276	0.000
401.08	GETANA GEWOG, CHHUKHA	0.916	0.916	0.000
401.09	BJACHHO GEWOG, CHHUKHA	0.348	0.348	0.000
401.10	LOKCHINA GEWOG, CHHUKHA	0.004	0.004	0.000
401.11	METAKHA GEWOG, CHHUKHA	0.422	0.422	0.000
401.12	PHUENTSHOLING GEWOG, CHHUKHA	0.196	0.196	0.000
402.01	DZONGKHAG ADMINISTRATION, HAA	29.681	29.681	0.000
402.02	BJI GEWOG, HAA	0.242	0.242	0.000
402.03	KATSHO GEWOG, HAA	0.250	0.250	0.000
402.04	SOMBEY GEWOG, HAA	0.308	0.308	0.000
402.05	SAMA GEWOG, HAA	0.471	0.471	0.000
402.06	IUSU GEWOG, HAA	0.280	0.280	0.000
402.07	GAKIDLING GEWOG, HAA	0.294	0.294	0.000
403.01	DZONGKHAG ADMINISTRATION, PARO	72.701	72.701	0.000
403.02	DOBSHARI GEWOG, PARO	0.000	0.000	0.000
403.03	DOGAR GEWOG, PARO	0.000	0.000	0.000
403.04	DOTENG GEWOG, PARO	0.000	0.000	0.000
403.05	HUNGREL GEWOG, PARO	0.113	0.113	0.000
403.06	LANGO GEWOG, PARO	0.000	0.000	0.000
403.07	LUNGNYI GEWOG, PARO	0.044	0.044	0.000

AU CODE	ADMINISTRATIVE UNIT	(Nu. in million)		
		RECOVERIES	REMITTANCES	NET
403.08	NAJA GEWOG, PARO	0.129	0.129	0.000
403.09	SHABA GEWOG, PARO	0.003	0.003	0.000
403.10	TSENTO GEWOG, PARO	0.000	0.000	0.000
403.11	WANGCHANG GEWOG, PARO	0.020	0.020	0.000
404.01	DZONGKHAG ADMINISTRATION, SAMTSE	78.068	77.654	0.414
404.02	BARA GEWOG, SAMTSE	0.065	0.065	0.000
404.03	BIRU GEWOG, SAMTSE	0.123	0.123	0.000
404.04	CHARGHAREY GEWOG, SAMTSE	0.077	0.077	0.000
404.05	CHENG MARI GEWOG, SAMTSE	0.018	0.018	0.000
404.06	DENCHUKHA GEWOG, SAMTSE	0.000	0.000	0.000
404.07	DOROKHA GEWOG, SAMTSE	0.000	0.000	0.000
404.08	DUMTEOD GEWOG, SAMTSE	0.056	0.056	0.000
404.09	YOEDSELTSEY GEWOG, SAMTSE	0.050	0.050	0.000
404.10	NAMGAYCHHEOLING GEWOG, SAMTSE	0.000	0.000	0.000
404.11	TENDU GEWOG, SAMTSE	0.068	0.070	-0.002
404.12	UGYENTSEY GEWOG, SAMTSE	0.079	0.079	0.000
404.13	PUGLI GEWOG, SAMTSE	0.004	0.004	0.000
404.14	SAMTSE GEWOG, SAMTSE	0.114	0.114	0.000
404.15	SIBSU GEWOG, SAMTSE	0.054	0.054	0.000
404.16	TADING GEWOG, SAMTSE	0.030	0.030	0.000
405.01	DZONGKHAG ADMINISTRATION, TSIRANG	46.941	46.941	0.000
405.02	BETENI GEWOG, TSIRANG	0.225	0.225	0.000
405.03	DUNGLAGANG GEWOG, TSIRANG	0.279	0.279	0.000
405.04	BARSHONG GEWOG, TSIRANG	0.063	0.063	0.000
405.05	GOSELING GEWOG, TSIRANG	0.137	0.137	0.000
405.06	RANGTHANGLING GEWOG, TSIRANG	0.150	0.150	0.000
405.07	KILKHORTHANG GEWOG, TSIRANG	0.139	0.139	0.000
405.08	MENDELGANG GEWOG, TSIRANG	0.184	0.184	0.000
405.09	PATALEY GEWOG, TSIRANG	0.082	0.082	0.000
405.10	PHUENTENCHHU GEWOG, TSIRANG	0.233	0.233	0.000
405.11	SHEMJONG GEWOG, TSIRANG	0.060	0.060	0.000
405.12	TSHOLINGKHAR GEWOG, TSIRANG	0.001	0.001	0.000
405.13	TSIRANGTEOD GEWOG, TSIRANG	0.130	0.130	0.000
406.01	DZONGKHAG ADMINISTRATION, DAGANA	57.617	57.617	0.000
406.02	DORONA GEWOG, DAGANA	0.166	0.166	0.000

(Nu. in million)				
AU CODE	ADMINISTRATIVE UNIT	RECOVERIES	REMITTANCES	NET
406.03	DUJEYGANG GEWOG, DAGANA	0.258	0.254	0.005
406.04	GESARLING GEWOG, DAGANA	0.218	0.218	0.000
406.05	GOSHI GEWOG, DAGANA	0.285	0.285	0.000
406.06	KANA GEWOG, DAGANA	0.375	0.375	0.000
406.07	KHEBISA GEWOG, DAGANA	0.287	0.287	0.000
406.08	LAJAB GEWOG, DAGANA	0.233	0.233	0.000
406.09	TRASHIDING GEWOG, DAGANA	0.282	0.282	0.000
406.10	TSENDAGANG GEWOG, DAGANA	0.371	0.371	0.000
406.11	TSANGKHA GEWOG, DAGANA	0.337	0.337	0.000
406.12	TSEZA GEWOG, DAGANA	0.366	0.366	0.000
406.13	KARMALING (DEORALI) GEWOG, DAGANA	0.152	0.152	0.000
406.14	LHAMOIZINGKHA GEWOG, DAGANA	0.180	0.180	0.000
406.15	NICHULA GEWOG, DAGANA	0.172	0.172	0.000
407.01	DZONGKHAG ADMINISTRATION, PUNAKHA	63.681	63.471	0.211
407.02	CHHUBU GEWOG, PUNAKHA	0.015	0.015	0.000
407.03	GOENSHARI GEWOG, PUNAKHA	0.148	0.148	0.000
407.04	GUMA GEWOG, PUNAKHA	0.094	0.094	0.000
407.05	KABJISA GEWOG, PUNAKHA	0.012	0.012	0.000
407.06	LIMGBUKHA GEWOG, PUNAKHA	0.249	0.249	0.000
407.07	SHENGANA GEWOG, PUNAKHA	0.141	0.141	0.000
407.08	TALO GEWOG, PUNAKHA	0.067	0.067	0.000
407.09	TEOWANG GEWOG, PUNAKHA	0.167	0.167	0.000
407.10	DZOMA GEWOG, PUNAKHA	0.000	0.000	0.000
407.11	BAAP GEWOG, PUNAKHA	0.000	0.000	0.000
407.12	TOEBESA GEWOG, PUNAKHA	0.096	0.096	0.000
408.01	DZONGKHAG ADMINISTRATION, WANGDUE PHODRANG	60.311	60.311	0.000
408.02	BJENA GEWOG, WANGDUE PHODRANG	0.099	0.099	0.000
408.03	DANGCHHU GEWOG, WANGDUE PHODRANG	0.099	0.099	0.000
408.04	DAGA GEWOG, WANGDUE PHODRANG	0.108	0.108	0.000
408.05	GANGTEOD GEWOG, WANGDUE PHODRANG	0.013	0.013	0.000
408.06	GASETSHOGONGM GEWOG, WANGDUE PHODRANG	0.410	0.410	0.000
408.07	GASETSHOWOGM GEWOG, WANGDUE PHODRANG	0.209	0.209	0.000
408.08	KAZHI GEWOG, WANGDUE PHODRANG	0.030	0.030	0.000
408.09	NAHI GEWOG, WANGDUE PHODRANG	0.157	0.157	0.000
408.10	NYISHO GEWOG, WANGDUE PHODRANG	0.067	0.067	0.000

(Nu. in million)				
AU CODE	ADMINISTRATIVE UNIT	RECOVERIES	REMITTANCES	NET
408.11	PHANGYUEL GEWOG, WANGDUE PHODRANG	0.179	0.179	0.000
408.12	PHOBI GEWOG, WANGDUE PHODRANG	0.075	0.075	0.000
408.13	RUBESA GEWOG, WANGDUE PHODANG	0.282	0.282	0.000
408.14	SEPHU GEWOG, WANGDUE PHODRANG	0.129	0.129	0.000
408.15	ATHANG GEWOG, WANGDUE PHODRANG	0.246	0.246	0.000
408.16	THEDTSO GEWOG, WANGDUE PHODRANG	0.144	0.144	0.000
409.01	DZONGKHAG ADMINISTRATION, BUMTHANG	40.858	40.858	0.000
409.02	CHHOEKHOR GEWOG, BUMTHANG	0.104	0.104	0.000
409.03	CHHUMEY GEWOG, BUMTHANG	0.149	0.149	0.000
409.04	TANG GEWOG, BUMTHANG	0.013	0.013	0.000
409.05	URA GEWOG, BUMTHANG	0.303	0.303	0.000
410.01	DZONGKHAG ADMINISTRATION, SARPANG	61.035	61.040	-0.005
410.02	SAMTEYLING GEWOG, SARPANG	0.022	0.022	0.000
410.03	CHUZARGANG GEWOG, SARPANG	0.260	0.260	0.000
410.04	DEKIDLNG GEWOG, SARPANG	0.251	0.251	0.000
410.05	DOBAN GEWOG, SARPANG	0.089	0.089	0.000
410.06	TAREYTHANG GEWOG, SARPANG	0.090	0.090	0.000
410.07	GELEGPU GEWOG, SARPANG	0.070	0.070	0.000
410.08	HILAY GEWOG, SARPANG	0.256	0.256	0.000
410.09	JIGMEDCHEOLING GEWOG, SARPANG	0.113	0.113	0.000
410.10	UMLING GEWOG, SARPANG	0.146	0.146	0.000
410.11	SINGYE GEWOG, SARPANG	0.181	0.181	0.000
410.12	SHOMPANGKHA GEWOG, SARPANG	0.132	0.132	0.000
410.13	SERSHONG GEWOG, SARPANG	0.183	0.183	0.000
411.01	DZONGKHAG ADMINISTRATION, ZHEMGANG	47.012	47.022	-0.010
411.02	BARDO GEWOG, ZHEMGANG	0.155	0.155	0.000
411.03	BJOKA GEWOG, ZHEMGANG	0.181	0.181	0.000
411.04	NANGKOR GEWOG, ZHEMGANG	0.129	0.129	0.000
411.05	NGANGLA GEWOG, ZHEMGANG	0.042	0.042	0.000
411.06	PHANGKHAR GEWOG, ZHEMGANG	0.127	0.127	0.000
411.07	SHINGKHAR GEWOG, ZHEMGANG	0.296	0.296	0.000
411.08	TONG GEWOG, ZHEMGANG	0.137	0.137	0.000
411.09	GOSHING GEWOG, ZHEMGANG	0.216	0.216	0.000
412.01	DZONGKHAG ADMINISTRATION, TONGSA	33.445	33.445	0.000
412.02	DAGTENG GEWOG, TONGSA	0.043	0.043	0.000

AU CODE	ADMINISTRATIVE UNIT	(Nu. in million)		
		RECOVERIES	REMITTANCES	NET
412.03	KORPHU GEWOG, TONGSA	0.105	0.105	0.000
412.04	LANGTHEL GEWOG, TONGSA	0.082	0.082	0.000
412.05	NUBI GEWOG, TONGSA	0.001	0.001	0.000
412.06	TANGSIBJI GEWOG, TONGSA	0.224	0.224	0.000
413.01	DZONGKHAG ADMINISTRATION, LHUENTSE	37.758	37.778	-0.020
413.02	GANGZUR GEWOG, LHUENTSE	0.264	0.264	0.000
413.03	JAREY GEWOG, LHUENTSE	0.416	0.565	-0.150
413.04	KHOMA GEWOG, LHUENTSE	0.143	0.143	0.000
413.05	KURTEOD GEWOG, LHUENTSE	0.419	0.419	0.000
413.06	MINJAY GEWOG, LHUENTSE	0.324	0.324	0.000
413.07	MENBI GEWOG, LHUENTSE	0.087	0.087	0.000
413.08	METSHO GEWOG, LHUENTSE	0.988	0.126	0.863
413.09	TSEKHKHAR GEWOG, LHUENTSE	0.207	0.207	0.000
414.01	DZONGKHAG ADMINISTRATION, MONGAR	75.743	73.841	1.902
414.02	BALAM GEWOG, MONGAR	0.731	0.731	0.000
414.03	CHHALI GEWOG, MONGAR	0.151	0.151	0.000
414.04	CHASKHAR GEWOG, MONGAR	0.264	0.264	0.000
414.05	DAMETSE GEWOG, MONGAR	0.254	0.254	0.000
414.06	DAYPUNG GEWOG, MONGAR	0.338	0.338	0.000
414.07	GONGDUE GEWOG, MONGAR	0.041	0.041	0.000
414.08	JURMEY GEWOG, MONGAR	2.596	2.596	0.000
414.09	KENGGHAR GEWOG, MONGAR	0.330	0.330	0.000
414.10	MONGAR GEWOG, MONGAR	0.287	0.287	0.000
414.11	NGATSHANG GEWOG, MONGAR	0.452	0.452	0.000
414.12	SALENG GEWOG, MONGAR	0.099	0.099	0.000
414.13	SHERIMUHUNG GEWOG, MONGAR	0.194	0.194	0.000
414.14	SILAMBI GEWOG, MONGAR	0.163	0.163	0.000
414.15	THANGRONG GEWOG, MONGAR	0.339	0.339	0.000
414.16	TSAKALING GEWOG, MONGAR	0.174	0.174	0.000
414.17	TSAMANG GEWOG, MONGAR	0.152	0.152	0.000
414.18	NARANG GEWOG, MONGAR	0.044	0.044	0.000
415.01	DZONGKHAG ADMINISTRATION, PEMA GATSHEL	63.393	63.393	0.000
415.02	CHONGSHING GEWOG, PEMA GATSHEL	0.173	0.173	0.000
415.03	CHHIMUNG GEWOG, PEMA GATSHEL	0.200	0.200	0.000
415.04	DUNGMIN GEWOG, PEMA GATSHEL	0.173	0.173	0.000

(Nu. in million)				
AU CODE	ADMINISTRATIVE UNIT	RECOVERIES	REMITTANCES	NET
415.05	KHAR GEWOG, PEMA GATSHEL	0.114	0.114	0.000
415.06	SHUMAR GEWOG, PEMA GATSHEL	0.069	0.069	0.000
415.07	YURUNG GEWOG, PEMA GATSHEL	0.158	0.158	0.000
415.08	ZOBEL GEWOG, PEMA GATSHEL	0.187	0.187	0.000
415.09	DECHHENLING GEWOG, PEMA GATSHEL	0.932	0.932	0.000
415.10	NORBUGANG GEWOG, PEMA GATSHEL	0.116	0.116	0.000
415.11	NANONG GEWOG, PEMA GATSHEL	0.266	0.266	0.000
415.12	CHOEKHORLING GEWOG, PEMA GATSHEL	0.329	0.329	0.000
416.01	DZONGKHAG ADMINISTRATION, SAMDRUP JONGKHAR	24.107	24.107	0.000
416.02	PHUENTSHOTANG GEWOG, SAMDUP JONGKHAR	0.396	0.396	0.000
416.03	PEMATHANG GEWOG, SAMDUP JONGKHAR	0.118	0.118	0.000
416.04	GOMDAR GEWOG, SAMDUP JONGKHAR	0.283	0.283	0.000
416.05	WANGPHU GEWOG, SAMDUP JONGKHAR	0.122	0.122	0.000
416.06	LANGCHENPHU GEWOG, SAMDUP JONGKHAR	0.260	0.260	0.000
416.07	LAURI GEWOG, SAMDUP JONGKHAR	0.077	0.077	0.000
416.08	MARTSHALA GEWOG, SAMDUP JONGKHAR	0.290	0.290	0.000
416.09	DEWATHANG GEWOG, SAMDUP JONGKHAR	0.101	0.101	0.000
416.10	ORONG GEWOG, SAMDUP JONGKHAR	0.352	0.352	0.000
416.11	SAMRANG GEWOG, SAMDUP JONGKHAR	0.236	0.236	0.000
416.12	SERTHI GEWOG, SAMDUP JONGKHAR	0.235	0.235	0.000
417.01	DZONGKHAG ADMINISTRATION, TASHIGANG	94.290	94.287	0.003
417.02	BARTSHAM GEWOG, TASHIGANG	0.390	0.390	0.000
417.03	BIDUNG GEWOG, TASHIGANG	0.024	0.024	0.000
417.04	KANGLUNG GEWOG, TASHIGANG	0.000	0.000	0.000
417.05	KANGPARA GEWOG, TASHIGANG	0.223	0.224	-0.001
417.06	KHALING GEWOG, TASHIGANG	0.072	0.072	0.000
417.07	LUMANG GEWOG, TASHIGANG	0.000	0.000	0.000
417.08	MERAG GEWOG, TASHIGANG	0.000	0.000	0.000
417.09	YANGNYER GEWOG, TASHIGANG	0.476	0.476	0.000
417.10	PHONGMEY GEWOG, TASHIGANG	0.181	0.181	0.000
417.11	RADI GEWOG, TASHIGANG	0.271	0.271	0.000
417.12	SAGTENG GEWOG, TASHIGANG	0.070	0.070	0.000
417.13	SAMKHAR GEWOG, TASHIGANG	0.256	0.256	0.000
417.14	SHONGPHU GEWOG, TASHIGANG	0.096	0.096	0.000
417.15	THIMSHING GEWOG, TASHIGANG	0.001	0.001	0.000

(Nu. in million)				
AU CODE	ADMINISTRATIVE UNIT	RECOVERIES	REMITTANCES	NET
417.16	UDZORONG GEWOG, TASHIGANG	0.017	0.017	0.000
418.01	DZONGKHAG ADMINISTRATION, THIMPHU	35.584	35.620	-0.036
418.02	SOE GEWOG, THIMPHU	0.003	0.003	0.000
418.03	CHANG GEWOG, THIMPHU	0.049	0.049	0.000
418.04	DAGALA GEWOG, THIMPHU	0.081	0.081	0.000
418.05	GANYEY GEWOG, THIMPHU	0.003	0.003	0.000
418.06	KAWANG GEWOG, THIMPHU	0.005	0.005	0.000
418.07	LINGZHI GEWOG, THIMPHU	0.063	0.063	0.000
418.08	MEWANG GEWOG, THIMPHU	0.003	0.003	0.000
418.09	NARO GEWOG, THIMPHU	0.003	0.003	0.000
419.01	DZONGKHAG ADMINISTRATION, GASA	15.617	15.617	0.000
419.02	GEONKHAMED GEWOG, GASA	0.135	0.135	0.000
419.03	GEONKHATEOD GEWOG, GASA	0.108	0.108	0.000
419.04	LAYA GEWOG, GASA	0.128	0.128	0.000
419.05	LUNANA GEWOG, GASA	0.372	0.372	0.000
420.01	DZONGKHAG ADMINISTRATION, TASHI YANGTSE	44.900	44.900	0.000
420.02	BUMDELING GEWOG, TASHI YANGTSE	0.433	0.433	0.000
420.03	JAMKHAR GEWOG, TASHI YANGTSE	0.300	0.300	0.000
420.04	KHAMDANG GEWOG, TASHI YANGTSE	0.106	0.106	0.000
420.05	RAMJER GEWOG, TASHI YANGTSE	0.000	0.000	0.000
420.06	TEODTSHO GEWOG, TASHI YANGTSE	0.274	0.274	0.000
420.07	TONGMIZHANGTSHA GEWOG, TASHI YANGTSE	0.027	0.027	0.000
420.08	YALANG GEWOG, TASHI YANGTSE	0.055	0.055	0.000
420.09	YANGTSE GEWOG, TASHI YANGTSE	0.267	0.267	0.000
TOTAL		2348.239	2379.287	-31.049

Schedule 8: SCHEDULE OF REVENUE RECEIPTS AND REMITTANCES FOR THE FY 2013-2014: BY AU				
AU CDE	ADMINISTRATIVE UNIT	(NU. IN MILLION)		
		RECEIPTS	REMITTANCES	NET
101.01	HIS MAJESTY'S SECRETARIAT	1.298	1.298	0.000
102.01	HIS MAJESTY'S SECRETARIAT (4TH KING)	1.527	1.527	0.000
103.01	NATIONAL ASSEMBLY OF BHUTAN	6.324	6.324	0.000
104.01	NATIONAL COUNCIL OF BHUTAN	4.710	4.710	0.000
105.01	COUNCIL FOR RELIGIOUS AFFAIRS	7.981	7.983	-0.001
106.01	JUDICIARY	12.381	12.381	0.000
107.01	ROYAL CIVIL SERVICE COMMISSION	2.081	2.081	0.000
108.01	ANTI-CORRUPTION COMMISSION	3.458	3.458	0.000
109.01	ELECTION COMMISSION OF BHUTAN	1.879	1.879	0.000
110.01	ROYAL AUDIT AUTHORITY	6.550	6.550	0.000
111.01	CABINET SECRETARIAT	1.299	1.299	0.000
112.01	OFFICE OF THE ATTORNEY GENERAL	1.570	1.570	0.000
113.01	BHUTAN OLYMPIC COMMITTEE	0.702	0.702	0.000
114.01	DZONGKHA DEVELOPMENT COMMISSION	0.991	0.991	0.000
115.01	NATIONAL LAND COMMISSION	6.724	6.724	0.000
116.01	CENTRE FOR BHUTAN STUDIES AND GNH RESEARCH	0.550	0.550	0.000
117.01	GROSS NATIONAL HAPPINESS COMMISSION	2.019	2.019	0.000
118.01	NATIONAL ENVIRONMENT COMMISSION	1.589	1.589	0.000
119.01	ROYAL INSTITUTE OF MANAGEMENT	3.613	3.613	0.000
120.01	ROYAL UNIVERSITY OF BHUTAN	3.352	3.352	0.000
121.01	NATIONAL STATISTICS BUREAU	1.027	1.027	0.000
122.01	BHUTAN NARCOTIC CONTROL AGENCY	0.441	0.441	0.000
123.01	BHUTAN INFORMATION COMMUNICATION MEDIA AUTHORITY	0.716	0.716	0.000
124.01	THROMDEYS	33.718	33.718	0.000
125.01	DRUG REGULATORY AUTHORITY	0.474	0.474	0.000
126.01	TOURISM COUNCIL OF BHUTAN	3.053	3.053	0.000
127.01	NATIONAL COMMISSION FOR WOMEN & CHILDREN	0.517	0.517	0.000
128.01	ROYAL EDUCATION COUNCIL	1.274	1.274	0.000

AU CDE	ADMINISTRATIVE UNIT	(NU. IN MILLION)		
		RECEIPTS	REMITTANCES	NET
129.01	BHUTAN COUNCIL FOR SCHOOL EXAMINATION & ASSESSMENT	0.893	0.893	0.000
130.01	ROYAL PRIVY COUNCIL	0.677	0.677	0.000
131.01	BHUTAN STANDARD BUREAU	1.029	1.029	0.000
132.01	UNIVERSITY OF MEDICAL SCIENCES OF BHUTAN	21.900	21.900	0.000
133.01	ROYAL INSTITUTE OF LAW	0.200	0.200	0.000
201.01	MINISTRY OF HOME & CULTURAL AFFAIRS	27.794	27.794	0.000
202.01	MINISTRY OF FINANCE	21.586	21.586	0.000
203.01	MINISTRY OF FOREIGN AFFAIRS	10.639	10.639	0.000
204.01	MINISTRY OF AGRICULTURE & FORESTS	63.400	63.400	0.000
205.01	MINISTRY OF ECONOMIC AFFAIRS	15.609	15.609	0.000
206.01	MINISTRY OF WORKS & HUMAN SETTLEMENT	98.538	98.538	0.000
207.01	MINISTRY OF INFORMATION & COMMUNICATIONS	15.159	15.159	0.000
208.01	MINISTRY OF HEALTH	44.221	44.221	0.001
209.01	MINISTRY OF EDUCATION	14.816	14.816	0.000
210.01	MINISTRY OF LABOUR & HUMAN RESOURCES	11.603	11.603	0.000
401.01	DZONGKHAG ADMINISTRATION, CHHUKHA	23.286	23.286	0.000
401.02	SAMPELING GEWOG, CHHUKHA	0.063	0.063	0.000
401.03	BONGO GEWOG, CHHUKHA	0.211	0.211	0.000
401.04	CHAPCHHA GEWOG, CHHUKHA	0.136	0.136	0.000
401.05	DUNGNA GEWOG, CHHUKHA	0.658	0.658	0.000
401.06	GELING GEWOG, CHHUKHA	0.061	0.061	0.000
401.07	DARLA GEWOG, CHHUKHA	0.138	0.138	0.000
401.08	GETANA GEWOG, CHHUKHA	0.149	0.149	0.000
401.09	BJACHHO GEWOG, CHHUKHA	0.058	0.058	0.000
401.10	LOKCHINA GEWOG, CHHUKHA	0.064	0.064	0.000
401.11	METAKHA GEWOG, CHHUKHA	0.246	0.246	0.000
401.12	PHUENTSHOLING GEWOG, CHHUKHA	0.048	0.048	0.000
402.01	DZONGKHAG ADMINISTRATION, HAA	6.457	6.457	0.000
402.02	BJI GEWOG, HAA	0.103	0.103	0.000

AU CDE	ADMINISTRATIVE UNIT	(NU. IN MILLION)		
		RECEIPTS	REMITTANCES	NET
402.03	KATSHO GEWOG, HAA	0.077	0.077	0.000
402.04	SOMBEY GEWOG, HAA	0.024	0.024	0.000
402.05	SAMA GEWOG, HAA	0.119	0.119	0.000
402.06	IUSU GEWOG, HAA	0.082	0.082	0.000
402.07	GAKIDLING GEWOG, HAA	0.027	0.027	0.000
403.01	DZONGKHAG ADMINISTRATION, PARO	17.016	17.016	0.000
403.02	DOBSHARI GEWOG, PARO	0.065	0.065	0.000
403.03	DOGAR GEWOG, PARO	0.075	0.075	0.000
403.04	DOTENG GEWOG, PARO	0.085	0.085	0.000
403.05	HUNGREL GEWOG, PARO	0.081	0.081	0.000
403.06	LANGO GEWOG, PARO	0.031	0.031	0.000
403.07	LUNGYI GEWOG, PARO	0.082	0.082	0.000
403.08	NAJA GEWOG, PARO	0.027	0.027	0.000
403.09	SHABA GEWOG, PARO	0.131	0.131	0.000
403.10	TSENTO GEWOG, PARO	0.094	0.094	0.000
403.11	WANGCHANG GEWOG, PARO	0.075	0.075	0.000
404.01	DZONGKHAG ADMINISTRATION, SAMTSE	23.420	23.420	0.000
404.02	BARA GEWOG, SAMTSE	0.072	0.072	0.000
404.03	BIRU GEWOG, SAMTSE	0.055	0.055	0.000
404.04	CHARGHAREY GEWOG, SAMTSE	0.146	0.146	0.000
404.05	CHENGMARI GEWOG, SAMTSE	0.032	0.032	0.000
404.06	DENCHUKHA GEWOG, SAMTSE	0.116	0.116	0.000
404.07	DOROKHA GEWOG, SAMTSE	0.099	0.099	0.000
404.08	DUMTEOD GEWOG, SAMTSE	0.075	0.075	0.000
404.09	YOEDSELTSEY GEWOG, SAMTSE	0.135	0.135	0.000
404.10	NAMGAYCHHEOLING GEWOG, SAMTSE	0.065	0.065	0.000
404.11	TENDU GEWOG, SAMTSE	0.147	0.147	0.000
404.12	UGYENTSEY GEWOG, SAMTSE	0.028	0.028	0.000
404.13	PUGLI GEWOG, SAMTSE	0.084	0.084	0.000

AU CDE	ADMINISTRATIVE UNIT	(NU. IN MILLION)		
		RECEIPTS	REMITTANCES	NET
404.14	SAMTSE GEWOG, SAMTSE	0.066	0.066	0.000
404.15	SIBSU GEWOG, SAMTSE	0.091	0.091	0.000
404.16	TADING GEWOG, SAMTSE	0.062	0.062	0.000
405.01	DZONGKHAG ADMINISTRATION, TSIRANG	11.276	11.276	0.000
405.02	BETENI GEWOG, TSIRANG	0.081	0.081	0.000
405.03	DUNGLAGANG GEWOG, TSIRANG	0.112	0.112	0.000
405.04	BARSHONG GEWOG, TSIRANG	0.091	0.091	0.000
405.05	GOSELING GEWOG, TSIRANG	0.107	0.107	0.000
405.06	RANGTHANGLING GEWOG, TSIRANG	0.059	0.059	0.000
405.07	KILKHORTHANG GEWOG, TSIRANG	0.098	0.098	0.000
405.08	MENDELGANG GEWOG, TSIRANG	0.089	0.089	0.000
405.09	PATALEY GEWOG, TSIRANG	0.081	0.081	0.000
405.10	PHUENTENCHHU GEWOG, TSIRANG	0.150	0.150	0.000
405.11	SHEMJONG GEWOG, TSIRANG	0.071	0.071	0.000
405.12	TSHOLINGKCHAR GEWOG, TSIRANG	0.083	0.083	0.000
405.13	TSIRANGTEOD GEWOG, TSIRANG	0.070	0.070	0.000
406.01	DZONGKHAG ADMINISTRATION, DAGANA	20.956	20.956	0.000
406.02	DORONA GEWOG, DAGANA	0.168	0.168	0.000
406.03	DUJEYGANG GEWOG, DAGANA	0.062	0.062	0.000
406.04	GESARLING GEWOG, DAGANA	0.031	0.031	0.000
406.05	GOSHI GEWOG, DAGANA	0.098	0.098	0.000
406.06	KANA GEWOG, DAGANA	0.198	0.198	0.000
406.07	KHEBISA GEWOG, DAGANA	0.086	0.086	0.000
406.08	LAJAB GEWOG, DAGANA	0.072	0.072	0.000
406.09	TRASHIDING GEWOG, DAGANA	0.067	0.067	0.000
406.10	TSENDAGANG GEWOG, DAGANA	0.144	0.144	0.000
406.11	TSANGKHA GEWOG, DAGANA	0.221	0.221	0.000
406.12	TSEZA GEWOG, DAGANA	0.061	0.061	0.000
406.13	KARMALING (DEORALI) GEWOG, DAGANA	0.088	0.088	0.000

AU CDE	ADMINISTRATIVE UNIT	(NU. IN MILLION)		
		RECEIPTS	REMITTANCES	NET
406.14	LHAMOIZINGKHA GEWOG, DAGANA	0.107	0.107	0.000
406.15	NICHULA GEWOG, DAGANA	0.084	0.084	0.000
407.01	DZONGKHAG ADMINISTRATION, PUNAKHA	14.924	14.924	0.000
407.02	CHHUBU GEWOG, PUNAKHA	0.074	0.074	0.000
407.03	GOENSHARI GEWOG, PUNAKHA	0.040	0.040	0.000
407.04	GUMA GEWOG, PUNAKHA	0.055	0.055	0.000
407.05	KABJISA GEWOG, PUNAKHA	0.145	0.145	0.000
407.06	LIMGBUKHA GEWOG, PUNAKHA	0.079	0.079	0.000
407.07	SHENGANA GEWOG, PUNAKHA	0.046	0.046	0.000
407.08	TALO GEWOG, PUNAKHA	0.114	0.114	0.000
407.09	TEOWANG GEWOG, PUNAKHA	0.104	0.104	0.000
407.10	DZOMA GEWOG, PUNAKHA	0.061	0.061	0.000
407.11	BAAP GEWOG, PUNAKHA	0.044	0.044	0.000
407.12	TOEBESA GEWOG, PUNAKHA	0.059	0.059	0.000
408.01	DZONGKHAG ADMINISTRATION, WANGDUE PHODRANG	14.636	14.636	0.000
408.02	BJENA GEWOG, WANGDUE PHODRANG	0.107	0.107	0.000
408.03	DANGCHHU GEWOG, WANGDUE PHODRANG	0.070	0.070	0.000
408.04	DAGA GEWOG, WANGDUE PHODRANG	0.085	0.085	0.000
408.05	GANGTEOD GEWOG, WANGDUE PHODRANG	0.048	0.048	0.000
408.06	GASETSHOGONGM GEWOG, WANGDUE PHODRANG	0.061	0.061	0.000
408.07	GASETSHOWOGM GEWOG, WANGDUE PHODRANG	0.040	0.040	0.000
408.08	KAZHI GEWOG, WANGDUE PHODRANG	0.130	0.130	0.000
408.09	NAHI GEWOG, WANGDUE PHODRANG	0.081	0.081	0.000
408.10	NYISHO GEWOG, WANGDUE PHODRANG	0.058	0.058	0.000
408.11	PHANGYUEL GEWOG, WANGDUE PHODRANG	0.084	0.084	0.000
408.12	PHOBI GEWOG, WANGDUE PHODRANG	0.039	0.039	0.000
408.13	RUBESA GEWOG, WANGDUE PHODRANG	0.095	0.095	0.000
408.14	SEPHU GEWOG, WANGDUE PHODRANG	0.036	0.036	0.000
408.15	ATHANG GEWOG, WANGDUE PHODRANG	0.076	0.076	0.000

AU CDE	ADMINISTRATIVE UNIT	(NU. IN MILLION)		
		RECEIPTS	REMITTANCES	NET
408.16	THEDTSHO GEWOG, WANGDUE PHODRANG	0.086	0.086	0.000
409.01	DZONGKHAG ADMINISTRATION, BUMTHANG	9.042	9.042	0.000
409.02	CHHOEKHOR GEWOG, BUMTHANG	0.056	0.056	0.000
409.03	CHHUMEY GEWOG, BUMTHANG	0.213	0.213	0.000
409.04	TANG GEWOG, BUMTHANG	0.053	0.053	0.000
409.05	URA GEWOG, BUMTHANG	0.051	0.051	0.000
410.01	DZONGKHAG ADMINISTRATION, SARPANG	16.936	16.936	0.000
410.02	SAMTEYLING GEWOG, SARPANG	0.107	0.107	0.000
410.03	CHUZARGANG GEWOG, SARPANG	0.124	0.124	0.000
410.04	DEKIDLNG GEWOG, SARPANG	0.119	0.119	0.000
410.05	DOBAN GEWOG, SARPANG	0.048	0.048	0.000
410.06	TAREYTHANG GEWOG, SARPANG	0.076	0.076	0.000
410.07	GELEGPU GEWOG, SARPANG	0.110	0.110	0.000
410.08	HILAY GEWOG, SARPANG	0.107	0.107	0.000
410.09	JIGMEDCHHEOLING GEWOG, SARPANG	0.101	0.101	0.000
410.10	UMLING GEWOG, SARPANG	0.081	0.081	0.000
410.11	SINGYE GEWOG, SARPANG	0.114	0.114	0.000
410.12	SHOMPANGKHA GEWOG, SARPANG	0.055	0.055	0.000
410.13	SERSHONG GEWOG, SARPANG	0.110	0.110	0.000
411.01	DZONGKHAG ADMINISTRATION, ZHEMGANG	12.402	12.402	0.000
411.02	BARDO GEWOG, ZHEMGANG	0.138	0.138	0.000
411.03	BJOKA GEWOG, ZHEMGANG	0.416	0.416	0.000
411.04	NANGKOR GEWOG, ZHEMGANG	2.440	2.440	0.000
411.05	NGANGLA GEWOG, ZHEMGANG	0.212	0.212	0.000
411.06	PHANGKHAR GEWOG, ZHEMGANG	0.198	0.198	0.000
411.07	SHINGK HAR GEWOG, ZHEMGANG	0.467	0.467	0.000
411.08	TONG GEWOG, ZHEMGANG	0.191	0.191	0.000
411.09	GOSHING GEWOG, ZHEMGANG	0.512	0.512	0.000
412.01	DZONGKHAG ADMINISTRATION, TONGSA	11.468	11.468	0.000

AU CDE	ADMINISTRATIVE UNIT	(NU. IN MILLION)		
		RECEIPTS	REMITTANCES	NET
412.02	DAGTENG GEWOG, TONGSA	0.044	0.044	0.000
412.03	KORPHU GEWOG, TONGSA	0.046	0.046	0.000
412.04	LANGTHEL GEWOG, TONGSA	0.108	0.108	0.000
412.05	NUBI GEWOG, TONGSA	0.046	0.046	0.000
412.06	TANGSIBJI GEWOG, TONGSA	0.071	0.071	0.000
413.01	DZONGKHAG ADMINISTRATION, LHUENTSE	11.257	11.257	0.000
413.02	GANGZUR GEWOG, LHUENTSE	0.194	0.194	0.000
413.03	JAREY GEWOG, LHUENTSE	0.076	0.076	0.000
413.04	KHOMA GEWOG, LHUENTSE	0.234	0.234	0.000
413.05	KURTEOD GEWOG, LHUENTSE	0.144	0.144	0.000
413.06	MINJAY GEWOG, LHUENTSE	0.205	0.205	0.000
413.07	MENBI GEWOG, LHUENTSE	0.120	0.120	0.000
413.08	METSHO GEWOG, LHUENTSE	0.114	0.114	0.000
413.09	TSENKHAR GEWOG, LHUENTSE	0.062	0.062	0.000
414.01	DZONGKHAG ADMINISTRATION, MONGAR	17.180	17.180	0.000
414.02	BALAM GEWOG, MONGAR	0.083	0.083	0.000
414.03	CHHALI GEWOG, MONGAR	0.089	0.089	0.000
414.04	CHASKHAR GEWOG, MONGAR	0.080	0.080	0.000
414.05	DAMETSE GEWOG, MONGAR	0.083	0.083	0.000
414.06	DAYPUNG GEWOG, MONGAR	0.065	0.065	0.000
414.07	GONGDUE GEWOG, MONGAR	0.149	0.149	0.000
414.08	JURMEY GEWOG, MONGAR	0.456	0.456	0.000
414.09	KENGGHAR GEWOG, MONGAR	0.123	0.123	0.000
414.10	MONGAR GEWOG, MONGAR	0.068	0.068	0.000
414.11	NGATSHANG GEWOG, MONGAR	0.071	0.071	0.000
414.12	SALENG GEWOG, MONGAR	0.052	0.052	0.000
414.13	SHERIMUHUNG GEWOG, MONGAR	0.073	0.073	0.000
414.14	SILAMBI GEWOG, MONGAR	0.033	0.033	0.000
414.15	THANGRONG GEWOG, MONGAR	0.030	0.030	0.000

AU CDE	ADMINISTRATIVE UNIT	(NU. IN MILLION)		
		RECEIPTS	REMITTANCES	NET
414.16	TSAKALING GEWOG, MONGAR	0.082	0.082	0.000
414.17	TSAMANG GEWOG, MONGAR	0.042	0.042	0.000
414.18	NARANG GEWOG, MONGAR	0.063	0.063	0.000
415.01	DZONGKHAG ADMINISTRATION, PEMA GATSHEL	18.842	18.842	0.000
415.02	CHONGSHING GEWOG, PEMA GATSHEL	0.046	0.046	0.000
415.03	CHHIMUNG GEWOG, PEMA GATSHEL	0.204	0.204	0.000
415.04	DUNGMIN GEWOG, PEMA GATSHEL	0.086	0.086	0.000
415.05	KHAR GEWOG, PEMA GATSHEL	1.730	1.730	0.000
415.06	SHUMAR GEWOG, PEMA GATSHEL	0.076	0.076	0.000
415.07	YURUNG GEWOG, PEMA GATSHEL	0.077	0.077	0.000
415.08	ZOBEL GEWOG, PEMA GATSHEL	0.096	0.096	0.000
415.09	DECHHENLING GEWOG, PEMA GATSHEL	0.661	0.661	0.000
415.10	NORBUGANG GEWOG, PEMA GATSHEL	0.221	0.221	0.000
415.11	NANONG GEWOG, PEMA GATSHEL	0.118	0.118	0.000
415.12	CHOEKHORLING GEWOG, PEMA GATSHEL	0.666	0.666	0.000
416.01	DZONGKHAG ADMINISTRATION, SAMDRUP JONGKHAR	7.954	7.954	0.000
416.02	PHUENTSHOTHANG GEWOG, SAMDUP JONGKHAR	0.087	0.087	0.000
416.03	PEMATHANG GEWOG, SAMDUP JONGKHAR	0.120	0.120	0.000
416.04	GOMDAR GEWOG, SAMDUP JONGKHAR	0.086	0.086	0.000
416.05	WANGPHU GEWOG, SAMDUP JONGKHAR	0.088	0.088	0.000
416.06	LANGCHENPHU GEWOG, SAMDUP JONGKHAR	0.070	0.070	0.000
416.07	LAURI GEWOG, SAMDUP JONGKHAR	0.072	0.072	0.000
416.08	MARTSHALA GEWOG, SAMDUP JONGKHAR	0.096	0.096	0.000
416.09	DEWATHANG GEWOG, SAMDUP JONGKHAR	0.241	0.241	0.000
416.10	ORONG GEWOG, SAMDUP JONGKHAR	0.045	0.045	0.000
416.11	SAMRANG GEWOG, SAMDUP JONGKHAR	0.140	0.140	0.000
416.12	SERTHI GEWOG, SAMDUP JONGKHAR	0.082	0.082	0.000
417.01	DZONGKHAG ADMINISTRATION, TASHIGANG	25.782	25.782	0.000
417.02	BARTSHAM GEWOG, TASHIGANG	0.064	0.064	0.000

AU CDE	ADMINISTRATIVE UNIT	(NU. IN MILLION)		
		RECEIPTS	REMITTANCES	NET
417.03	BIDUNG GEWOG, TASHIGANG	0.105	0.105	0.000
417.04	KANGLUNG GEWOG, TASHIGANG	0.063	0.063	0.000
417.05	KANGPARA GEWOG, TASHIGANG	0.045	0.045	0.000
417.06	KHALING GEWOG, TASHIGANG	0.075	0.075	0.000
417.07	LUMANG GEWOG, TASHIGANG	0.035	0.035	0.000
417.08	MERAG GEWOG, TASHIGANG	0.036	0.036	0.000
417.09	YANGNYER GEWOG, TASHIGANG	0.055	0.055	0.000
417.10	PHONGMEY GEWOG, TASHIGANG	0.050	0.050	0.000
417.11	RADI GEWOG, TASHIGANG	0.049	0.049	0.000
417.12	SAGTENG GEWOG, TASHIGANG	0.075	0.075	0.000
417.13	SAMKHAR GEWOG, TASHIGANG	0.098	0.098	0.000
417.14	SHONGPHU GEWOG, TASHIGANG	0.047	0.047	0.000
417.15	THIMSHING GEWOG, TASHIGANG	0.024	0.024	0.000
417.16	UDZORONG GEWOG, TASHIGANG	0.049	0.049	0.000
418.01	DZONGKHAG ADMINISTRATION, THIMPHU	10.936	10.936	0.000
418.02	SOE GEWOG, THIMPHU	0.027	0.027	0.000
418.03	CHANG GEWOG, THIMPHU	0.083	0.083	0.000
418.04	DAGALA GEWOG, THIMPHU	0.084	0.084	0.000
418.05	GANYEY GEWOG, THIMPHU	0.057	0.057	0.000
418.06	KAWANG GEWOG, THIMPHU	0.060	0.060	0.000
418.07	LINGZHI GEWOG, THIMPHU	0.020	0.020	0.000
418.08	MEWANG GEWOG, THIMPHU	0.068	0.068	0.000
418.09	NARO GEWOG, THIMPHU	0.114	0.114	0.000
419.01	DZONGKHAG ADMINISTRATION, GASA	3.614	3.614	0.000
419.02	GEONKHAMED GEWOG, GASA	0.047	0.047	0.000
419.03	GEONKHATEOD GEWOG, GASA	0.034	0.034	0.000
419.04	LAYA GEWOG, GASA	0.056	0.056	0.000
419.05	LUNANA GEWOG, GASA	0.072	0.072	0.000
420.01	DZONGKHAG ADMINISTRATION, TASHI YANGTSE	17.975	17.975	0.000

AU CDE	ADMINISTRATIVE UNIT	(NU. IN MILLION)		
		RECEIPTS	REMITTANCES	NET
420.02	BUMDELING GEWOG, TASHI YANGTSE	0.125	0.125	0.000
420.03	JAMKHAR GEWOG, TASHI YANGTSE	0.100	0.100	0.000
420.04	KHAMDANG GEWOG, TASHI YANGTSE	0.041	0.041	0.000
420.05	RAMJER GEWOG, TASHI YANGTSE	0.062	0.062	0.000
420.06	TEODTSHO GEWOG, TASHI YANGTSE	0.040	0.040	0.000
420.07	TONGMIZHANGTSHA GEWOG, TASHI YANGTSE	0.068	0.068	0.000
420.08	YALANG GEWOG, TASHI YANGTSE	0.028	0.028	0.000
420.09	YANGTSE GEWOG, TASHI YANGTSE	0.058	0.058	0.000
	TOTAL	780.442	780.443	-0.001

Schedule 9: SCHEDULE OF MISCELLANEOUS RECEIPTS AND PAYMENTS DURING THE FY 2013-2014: BY AU

(NU. IN MILLION)

AU CODE	ADMINISTRATIVE U IT	RECEIPTS	PAYMENTS	NET
101.01	HIS MAJESTY'S SECRETARIAT	1.000	1.032	-0.032
102.01	HIS MAJESTY'S SECRETARIAT (4TH KING)	0.000	0.607	-0.607
103.01	NATIONAL ASSEMBLY OF BHUTAN	0.014	0.465	-0.451
104.01	NATIONAL COUNCIL OF BHUTAN	0.306	0.446	-0.140
105.01	COUNCIL FOR RELIGIOUS AFFAIRS	0.000	18.096	-18.096
106.01	JUDICIARY	6.480	37.087	-30.607
107.01	ROYAL CIVIL SERVICE COMMISSION	0.000	1.406	-1.406
108.01	ANTI-CORRUPTION COMMISSION	0.000	8.029	-8.029
109.01	ELECTION COMMISSION OF BHUTAN	0.023	1.785	-1.762
110.01	ROYAL AUDIT AUTHORITY	0.000	0.142	-0.142
111.01	CABINET SECRETARIAT	0.146	0.709	-0.563
112.01	OFFICE OF THE ATTORNEY GENERAL	0.036	3.935	-3.899
113.01	BHUTAN OLYMPIC COMMITTEE	0.000	0.848	-0.848
114.01	DZONGKHA DEVELOPMENT COMMISSION	0.000	3.093	-3.093
115.01	NATIONAL LAND COMMISSION	7.081	10.306	-3.224
116.01	CENTRE FOR BHUTAN STUDIES AND GNH RESEARCH	0.000	2.200	-2.200
117.01	GROSS NATIONAL HAPPINESS COMMISSION	0.255	12.515	-12.260
118.01	NATIONAL ENVIRONMENT COMMISSION	0.116	6.514	-6.398
119.01	ROYAL INSTITUTE OF MANAGEMENT	0.153	5.319	-5.166
120.01	ROYAL UNIVERSITY OF BHUTAN	11.060	49.749	-38.689
121.01	NATIONAL STATISTICS BUREAU	0.001	2.047	-2.046
122.01	BHUTAN NARCOTIC CONTROL AGENCY	0.001	0.887	-0.886
124.01	THROMDEYS	0.785	6.551	-5.767
125.01	DRUG REGULATORY AUTHORITY	0.000	0.310	-0.310
126.01	TOURISM COUNCIL OF BHUTAN	0.944	27.878	-26.934
127.01	NATIONAL COMMISSION FOR WOMEN & CHILDREN	0.000	1.893	-1.893
128.01	ROYAL EDUCATION COUNCIL	0.000	4.604	-4.604
129.01	BHUTAN COUNCIL FOR SCHOOL EXAMINATION & ASSESSMENT	0.000	0.016	-0.016
130.01	ROYAL PRIVY COUNCIL	0.000	0.067	-0.067
131.01	BHUTAN STANDARD BUREAU	0.000	0.116	-0.116
132.01	UNIVERSITY OF MEDICAL SCIENCES OF BHUTAN	5.903	31.820	-25.916
201.01	MINISTRY OF HOME & CULTURAL AFFAIRS	9.865	73.317	-63.452
202.01	MINISTRY OF FINANCE	1.988	38.355	-36.368
203.01	MINISTRY OF FOREIGN AFFAIRS	60.513	90.157	-29.644
204.01	MINISTRY OF AGRICULTURE & FORESTS	16.124	223.677	-207.553
205.01	MINISTRY OF ECONOMIC AFFAIRS	5.804	51.577	-45.773
206.01	MINISTRY OF WORKS & HUMAN SETTLEMENT	202.703	1222.330	-1019.627
207.01	MINISTRY OF INFORMATION & COMMUNICATIONS	22.720	116.461	-93.741
208.01	MINISTRY OF HEALTH	12.978	63.566	-50.588
209.01	MINISTRY OF EDUCATION	18.948	69.657	-50.709
210.01	MINISTRY OF LABOUR & HUMAN RESOURCES	13.225	40.935	-27.710
401.01	DZONGKHAG ADMINISTRATION, CHHUKHA	0.935	67.974	-67.039

(NU. IN MILLION)

AU CDE	ADMINISTRATIVE UNIT	RECEIPTS	REMITTANCES	NET
401.02	SAMPHELING GEWOG, CHHUKHA	0.000	0.106	-0.106
401.03	BONGO GEWOG, CHHUKHA	0.018	1.700	-1.682
401.04	CHAPCHHA GEWOG, CHHUKHA	0.000	0.607	-0.607
401.05	DUNGNA GEWOG, CHHUKHA	0.000	2.354	-2.354
401.06	GELING GEWOG, CHHUKHA	0.000	1.229	-1.229
401.07	DARLA GEWOG, CHHUKHA	0.000	0.199	-0.199
401.08	GETANA GEWOG, CHHUKHA	0.000	0.997	-0.997
401.09	BJACHHO GEWOG, CHHUKHA	0.000	1.528	-1.528
401.10	LOKCHINA GEWOG, CHHUKHA	0.000	0.981	-0.981
401.11	METAKHA GEWOG, CHHUKHA	1.692	4.701	-3.009
401.12	PHUENTSHOLING GEWOG, CHHUKHA	0.000	1.598	-1.598
402.01	DZONGKHAG ADMINISTRATION, HAA	1.350	19.534	-18.185
402.02	BJI GEWOG, HAA	0.004	3.534	-3.530
402.03	KATSHO GEWOG, HAA	0.002	0.189	-0.187
402.04	SOMBEY GEWOG, HAA	0.008	0.281	-0.273
402.05	SAMA GEWOG, HAA	0.005	0.559	-0.554
402.06	IUSU GEWOG, HAA	4.753	5.222	-0.469
402.07	GAKIDLING GEWOG, HAA	0.000	0.480	-0.480
403.01	DZONGKHAG ADMINISTRATION, PARO	1.681	20.473	-18.792
403.02	DOBSHARI GEWOG, PARO	0.000	0.097	-0.097
403.03	DOGAR GEWOG, PARO	0.000	0.234	-0.234
403.04	DOTENG GEWOG, PARO	0.000	0.319	-0.319
403.05	HUNGREL GEWOG, PARO	0.000	0.289	-0.289
403.06	LANGO GEWOG, PARO	0.000	0.447	-0.447
403.07	LUNGNYI GEWOG, PARO	0.000	0.338	-0.338
403.08	NAJA GEWOG, PARO	0.000	0.050	-0.050
403.09	SHABA GEWOG, PARO	0.000	0.302	-0.302
403.10	TSENTO GEWOG, PARO	0.000	0.166	-0.166
403.11	WANGCHANG GEWOG, PARO	0.000	0.511	-0.511
404.01	DZONGKHAG ADMINISTRATION, SAMTSE	2.208	75.090	-72.882
404.02	BARA GEWOG, SAMTSE	0.000	1.077	-1.077
404.03	BIRU GEWOG, SAMTSE	0.000	0.206	-0.206
404.04	CHARGHAREY GEWOG, SAMTSE	0.000	0.513	-0.513
404.05	CHENGMARI GEWOG, SAMTSE	0.000	0.298	-0.298
404.06	DENCHUKHA GEWOG, SAMTSE	0.000	1.775	-1.775
404.07	DOROKHA GEWOG, SAMTSE	0.000	0.352	-0.352
404.08	DUMTEOD GEWOG, SAMTSE	0.000	1.262	-1.262
404.09	YOEDSELTSEY GEWOG, SAMTSE	0.247	1.270	-1.023
404.10	NAMGAYCHHEOLING GEWOG, SAMTSE	0.000	0.002	-0.002
404.11	TENDU GEWOG, SAMTSE	0.000	1.732	-1.732
404.12	UGYENTSEY GEWOG, SAMTSE	0.000	0.462	-0.462
404.13	PUGLI GEWOG, SAMTSE	0.000	0.374	-0.374
404.14	SAMTSE GEWOG, SAMTSE	0.000	0.262	-0.262
404.15	SIBSU GEWOG, SAMTSE	0.000	0.140	-0.140

(NU. IN MILLION)

AU CDE	ADMINISTRATIVE UNIT	RECEIPTS	REMITTANCES	NET
404.16	TADING GEWOG, SAMTSE	0.000	0.672	-0.672
405.01	DZONGKHAG ADMINISTRATION, TSIRANG	0.138	10.865	-10.727
405.02	BETENI GEWOG, TSIRANG	0.000	0.096	-0.096
405.03	DUNGLAGANG GEWOG, TSIRANG	0.000	0.308	-0.308
405.04	BARSHONG GEWOG, TSIRANG	0.000	0.253	-0.253
405.05	GOSELING GEWOG, TSIRANG	0.000	0.226	-0.226
405.06	RANGTHANGLING GEWOG, TSIRANG	0.000	0.232	-0.232
405.07	KILKHORTHANG GEWOG, TSIRANG	0.000	0.075	-0.075
405.08	MENDELGANG GEWOG, TSIRANG	0.000	0.183	-0.183
405.09	PATALEY GEWOG, TSIRANG	0.000	0.102	-0.102
405.10	PHUENTENCHHU GEWOG, TSIRANG	0.000	0.106	-0.106
405.11	SHEMJONG GEWOG, TSIRANG	0.011	0.239	-0.229
405.12	TSHOLINGKCHAR GEWOG, TSIRANG	0.000	1.394	-1.394
405.13	TSIRANGTEOD GEWOG, TSIRANG	0.005	0.150	-0.145
406.01	DZONGKHAG ADMINISTRATION, DAGANA	0.028	59.020	-58.991
406.02	DORONA GEWOG, DAGANA	0.000	0.300	-0.300
406.03	DUJEYGANG GEWOG, DAGANA	0.000	0.844	-0.844
406.04	GESARLING GEWOG, DAGANA	0.000	0.302	-0.302
406.05	GOSHI GEWOG, DAGANA	0.000	0.514	-0.514
406.06	KANA GEWOG, DAGANA	0.000	1.390	-1.390
406.07	KHEBISA GEWOG, DAGANA	0.000	0.296	-0.296
406.08	LAJAB GEWOG, DAGANA	0.000	0.125	-0.125
406.09	TRASHIDING GEWOG, DAGANA	0.000	0.145	-0.145
406.10	TSENDAGANG GEWOG, DAGANA	0.000	1.791	-1.791
406.11	TSANGKHA GEWOG, DAGANA	0.000	0.918	-0.918
406.12	TSEZA GEWOG, DAGANA	0.000	0.242	-0.242
406.13	KARMALING (DEORALI) GEWOG, DAGANA	0.000	0.323	-0.323
406.14	LHAMOIZINGKHA GEWOG, DAGANA	0.000	0.343	-0.343
406.15	NICHULA GEWOG, DAGANA	0.000	0.314	-0.314
407.01	DZONGKHAG ADMINISTRATION, PUNAKHA	0.790	33.960	-33.170
407.02	CHHUBU GEWOG, PUNAKHA	0.000	0.145	-0.145
407.03	GOENSHARI GEWOG, PUNAKHA	0.000	0.188	-0.188
407.04	GUMA GEWOG, PUNAKHA	0.000	0.174	-0.174
407.05	KABJISA GEWOG, PUNAKHA	0.000	0.290	-0.290
407.06	LIMGBUKHA GEWOG, PUNAKHA	0.000	0.135	-0.135
407.08	TALO GEWOG, PUNAKHA	0.000	0.000	0.000
407.10	DZOMA GEWOG, PUNAKHA	0.000	0.068	-0.068
407.11	BAAP GEWOG, PUNAKHA	0.000	0.230	-0.230
407.12	TOEBESA GEWOG, PUNAKHA	0.000	0.050	-0.050
408.01	DZONGKHAG ADMINISTRATION, WANGDUE PHODRANG	0.228	34.255	-34.028
408.02	BJENA GEWOG, WANGDUE PHODRANG	0.000	0.000	0.000
408.03	DANGCHHU GEWOG, WANGDUE PHODRANG	0.001	0.114	-0.113
408.04	DAGA GEWOG, WANGDUE PHODRANG	0.000	0.171	-0.171
408.05	GANGTEOD GEWOG, WANGDUE PHODRANG	0.000	0.100	-0.100

(NU. IN MILLION)

AU CDE	ADMINISTRATIVE UNIT	RECEIPTS	REMITTANCES	NET
408.06	GASETSHOGONGM GEWOG, WANGDUE PHODRANG	0.000	0.150	-0.150
408.07	GASETSHOWOGM GEWOG, WANGDUE PHODRANG	0.000	0.043	-0.043
408.08	KAZHI GEWOG, WANGDUE PHODRANG	0.078	0.875	-0.797
408.09	NAHI GEWOG, WANGDUE PHODRANG	0.000	0.179	-0.179
408.10	NYISHO GEWOG, WANGDUE PHODRANG	0.000	0.345	-0.345
408.11	PHANGYUEL GEWOG, WANGDUE PHODRANG	0.006	0.244	-0.238
408.12	PHOBI GEWOG, WANGDUE PHODRANG	0.000	0.056	-0.056
408.13	RUBESA GEWOG, WANGDUE PHODRANG	0.005	0.026	-0.021
408.15	ATHANG GEWOG, WANGDUE PHODRANG	0.000	0.970	-0.970
408.16	THEDTSHO GEWOG, WANGDUE PHODRANG	0.000	0.241	-0.241
409.01	DZONGKHAG ADMINISTRATION, BUMTHANG	0.000	23.565	-23.565
409.02	CHHOEKHOR GEWOG, BUMTHANG	0.000	0.176	-0.176
409.03	CHHUMEY GEWOG, BUMTHANG	0.000	0.524	-0.524
409.04	TANG GEWOG, BUMTHANG	0.000	0.031	-0.031
409.05	URA GEWOG, BUMTHANG	0.000	0.127	-0.127
410.01	DZONGKHAG ADMINISTRATION, SARPANG	2.172	33.707	-31.535
410.02	SAMTEYLING GEWOG, SARPANG	0.000	0.836	-0.836
410.03	CHUZARGANG GEWOG, SARPANG	0.000	0.440	-0.440
410.04	DEKIDLNG GEWOG, SARPANG	0.000	0.562	-0.562
410.05	DOBAN GEWOG, SARPANG	0.001	0.275	-0.274
410.06	TAREYTHANG GEWOG, SARPANG	0.000	0.745	-0.745
410.07	GELEGPU GEWOG, SARPANG	0.000	0.446	-0.446
410.08	HILAY GEWOG, SARPANG	0.000	0.161	-0.161
410.09	JIGMEDCHHEOLING GEWOG, SARPANG	0.026	1.109	-1.082
410.10	UMLING GEWOG, SARPANG	0.000	0.435	-0.435
410.11	SINGYE GEWOG, SARPANG	0.000	1.091	-1.091
410.12	SHOMPANGKHA GEWOG, SARPANG	0.000	0.064	-0.064
410.13	SERSHONG GEWOG, SARPANG	0.016	1.783	-1.766
411.01	DZONGKHAG ADMINISTRATION, ZHEMGANG	1.253	48.423	-47.171
411.02	BARDO GEWOG, ZHEMGANG	0.000	0.092	-0.092
411.03	BJOKA GEWOG, ZHEMGANG	0.000	0.387	-0.387
411.04	NANGKOR GEWOG, ZHEMGANG	0.000	0.938	-0.938
411.05	NGANGLA GEWOG, ZHEMGANG	0.204	2.108	-1.903
411.06	PHANGKHAR GEWOG, ZHEMGANG	0.000	0.206	-0.206
411.07	SHINGKAR GEWOG, ZHEMGANG	0.000	0.532	-0.532
411.08	TONG GEWOG, ZHEMGANG	0.000	0.033	-0.033
411.09	GOSHING GEWOG, ZHEMGANG	0.000	1.013	-1.013
412.01	DZONGKHAG ADMINISTRATION, TONGSA	2.672	25.160	-22.488
412.02	DAGTENG GEWOG, TONGSA	0.000	0.176	-0.176
412.03	KORPHU GEWOG, TONGSA	0.000	0.033	-0.033
412.04	LANGTHEL GEWOG, TONGSA	0.000	0.336	-0.336
412.05	NUBI GEWOG, TONGSA	0.000	0.056	-0.056
412.06	TANGSIBJI GEWOG, TONGSA	0.000	0.015	-0.015
413.01	DZONGKHAG ADMINISTRATION, LHUENTSE	0.000	48.127	-48.127

(NU. IN MILLION)

AU CDE	ADMINISTRATIVE UNIT	RECEIPTS	REMITTANCES	NET
413.02	GANGZUR GEWOG, LHUENTSE	0.000	1.499	-1.499
413.03	JAREY GEWOG, LHUENTSE	0.000	0.189	-0.189
413.04	KHOMA GEWOG, LHUENTSE	0.000	0.148	-0.148
413.05	KURTEOD GEWOG, LHUENTSE	0.000	0.321	-0.321
413.06	MINJAY GEWOG, LHUENTSE	0.000	0.831	-0.831
413.07	MENBI GEWOG, LHUENTSE	0.000	0.287	-0.287
413.08	METSHO GEWOG, LHUENTSE	0.000	0.292	-0.292
413.09	TSENKHAR GEWOG, LHUENTSE	0.000	0.188	-0.188
414.01	DZONGKHAG ADMINISTRATION, MONGAR	0.307	46.643	-46.335
414.02	BALAM GEWOG, MONGAR	0.000	0.542	-0.542
414.03	CHHALI GEWOG, MONGAR	0.000	0.314	-0.314
414.04	CHASKHAR GEWOG, MONGAR	0.000	0.070	-0.070
414.05	DAMETSE GEWOG, MONGAR	0.000	0.116	-0.116
414.06	DAYPUNG GEWOG, MONGAR	0.000	0.105	-0.105
414.07	GONGDUE GEWOG, MONGAR	0.000	0.205	-0.205
414.08	JURMEY GEWOG, MONGAR	0.000	1.930	-1.930
414.09	KENGGHAR GEWOG, MONGAR	0.000	0.046	-0.046
414.10	MONGAR GEWOG, MONGAR	0.000	0.120	-0.120
414.11	NGATSHANG GEWOG, MONGAR	0.000	0.075	-0.075
414.12	SALENG GEWOG, MONGAR	0.000	0.110	-0.110
414.13	SHERIMUHUNG GEWOG, MONGAR	0.010	0.120	-0.110
414.14	SILAMBI GEWOG, MONGAR	0.000	0.012	-0.012
414.15	THANGRONG GEWOG, MONGAR	0.000	0.145	-0.145
414.16	TSAKALING GEWOG, MONGAR	0.000	0.267	-0.267
414.17	TSAMANG GEWOG, MONGAR	0.000	0.133	-0.133
414.18	NARANG GEWOG, MONGAR	0.000	0.070	-0.070
415.01	DZONGKHAG ADMINISTRATION, PEMA GATSHEL	1.172	97.282	-96.111
415.02	CHONGSHING GEWOG, PEMA GATSHEL	0.000	0.176	-0.176
415.03	CHHIMUNG GEWOG, PEMA GATSHEL	0.000	0.644	-0.644
415.04	DUNGMIN GEWOG, PEMA GATSHEL	0.000	0.315	-0.315
415.05	KHAR GEWOG, PEMA GATSHEL	0.000	0.645	-0.645
415.06	SHUMAR GEWOG, PEMA GATSHEL	0.000	0.050	-0.050
415.07	YURUNG GEWOG, PEMA GATSHEL	0.000	1.324	-1.324
415.08	ZOBEL GEWOG, PEMA GATSHEL	0.000	0.098	-0.098
415.09	DECHHENLING GEWOG, PEMA GATSHEL	0.000	1.137	-1.137
415.10	NORBUGANG GEWOG, PEMA GATSHEL	0.220	0.476	-0.256
415.11	NANONG GEWOG, PEMA GATSHEL	0.000	0.332	-0.332
415.12	CHOEKHORLING GEWOG, PEMA GATSHEL	0.000	2.158	-2.158
416.01	DZONGKHAG ADMINISTRATION, SAMDRUP JONGKHAR	0.024	31.776	-31.751
416.02	PHUENTSHOTHANG GEWOG, SAMDUP JONGKHAR	0.000	0.113	-0.113
416.03	PEMATHANG GEWOG, SAMDUP JONGKHAR	0.000	0.241	-0.241
416.04	GOMDAR GEWOG, SAMDUP JONGKHAR	0.000	0.131	-0.131
416.05	WANGPHU GEWOG, SAMDUP JONGKHAR	0.000	0.345	-0.345
416.06	LANGCHENPHU GEWOG, SAMDUP JONGKHAR	0.000	0.242	-0.242

(NU. IN MILLION)

AU CDE	ADMINISTRATIVE UNIT	RECEIPTS	REMITTANCES	NET
416.08	MARTSHALA GEWOG, SAMDUP JONGKHAR	0.000	0.200	-0.200
416.09	DEWATHANG GEWOG, SAMDUP JONGKHAR	0.131	0.176	-0.046
416.10	ORONG GEWOG, SAMDUP JONGKHAR	0.001	0.078	-0.077
416.11	SAMRANG GEWOG, SAMDUP JONGKHAR	2.124	4.855	-2.731
416.12	SERTHI GEWOG, SAMDUP JONGKHAR	0.000	0.935	-0.935
417.01	DZONGKHAG ADMINISTRATION, TASHIGANG	2.594	27.017	-24.423
417.04	KANGLUNG GEWOG, TASHIGANG	0.000	0.050	-0.050
417.06	KHALING GEWOG, TASHIGANG	0.000	0.020	-0.020
417.08	MERAG GEWOG, TASHIGANG	0.000	0.033	-0.033
417.09	YANGNYER GEWOG, TASHIGANG	0.000	0.172	-0.172
417.10	PHONGMEY GEWOG, TASHIGANG	0.000	0.028	-0.028
417.12	SAGTENG GEWOG, TASHIGANG	0.000	0.231	-0.231
417.16	UDZORONG GEWOG, TASHIGANG	0.000	0.059	-0.059
418.01	DZONGKHAG ADMINISTRATION, THIMPHU	3.573	40.764	-37.190
418.02	SOE GEWOG, THIMPHU	0.000	0.351	-0.351
418.03	CHANG GEWOG, THIMPHU	0.000	0.817	-0.817
418.04	DAGALA GEWOG, THIMPHU	0.000	0.204	-0.204
418.05	GANYEY GEWOG, THIMPHU	0.000	0.231	-0.231
418.06	KAWANG GEWOG, THIMPHU	0.000	0.690	-0.690
418.07	LINGZHI GEWOG, THIMPHU	0.000	0.225	-0.225
418.08	MEWANG GEWOG, THIMPHU	0.000	0.401	-0.401
418.09	NARO GEWOG, THIMPHU	0.000	0.486	-0.486
419.01	DZONGKHAG ADMINISTRATION, GASA	0.000	21.490	-21.490
419.02	GEONKHAMED GEWOG, GASA	0.000	0.521	-0.521
419.03	GEONKHATEOD GEWOG, GASA	0.000	0.604	-0.604
419.04	LAYA GEWOG, GASA	0.000	1.702	-1.702
419.05	LUNANA GEWOG, GASA	0.000	2.049	-2.049
420.01	DZONGKHAG ADMINISTRATION, TASHI YANGTSE	0.498	36.489	-35.991
420.02	BUMDELING GEWOG, TASHI YANGTSE	0.000	0.247	-0.247
420.03	JAMKHAR GEWOG, TASHI YANGTSE	0.000	0.416	-0.416
420.04	KHAMDANG GEWOG, TASHI YANGTSE	0.000	0.113	-0.113
420.05	RAMJER GEWOG, TASHI YANGTSE	0.000	0.315	-0.315
420.06	TEODTSHO GEWOG, TASHI YANGTSE	0.000	0.331	-0.331
420.07	TONGMIZHANGTSHA GEWOG, TASHI YANGTSE	0.000	2.592	-2.592
420.08	YALANG GEWOG, TASHI YANGTSE	0.006	0.006	0.000
420.09	YANGTSE GEWOG, TASHI YANGTSE	0.000	0.422	-0.422
	TOTAL	430.368	3138.386	-2708.018

Schedule 10: SCHEDULE OF DISHONoured CHEQUES OF FY 2013-2014						
Bank Account No.	Operating Agency					
103.01/1001	National Assembly of Bhutan, Thimphu	0.026	0.026	0.026	0.026	0.026
104.01/1001	National Council Secretariat, Thimphu	0.050	0.050	0.050	0.050	0.050
106.01/1003	District Court, Trashigang	0.047	0.047	0.047	0.047	0.047
106.01/1004	District Court, Wangdue Phodrang	0.002	0.002	0.002	0.002	0.002
106.01/1005	District Court, Punakha	0.008	0.008	0.008	0.008	0.008
106.01/1008	District Court, Paro	0.001	0.001	0.001	0.001	0.001
106.01/1012	District Court, Mongar	0.008	0.008	0.008	0.008	0.008
106.01/1015	District Court, Zhemgang	0.042	0.042	0.042	0.042	0.042
106.01/1016	District Court, Dagana	0.012	0.012	0.012	0.012	0.012
106.01/1017	District Court, Lhuentse	0.002	0.002	0.002	0.002	0.002
106.01/1018	District Court, Pema Gatsel	0.028	0.028	0.028	0.028	0.028
106.01/1021	District Court, Trashy Yangtse	0.000	0.000	0.000	0.000	0
106.01/1027	Drungkhag Court, Sipsoo	0.119	0.119	0.119	0.119	0.119
106.01/1031	Drungkhag Court, Weringla	0.007	0.007	0.007	0.007	0.007
106.01/1032	Drungkhag Court, Lingshi	0.001	0.001	0.001	0.001	0.001
106.01/1035	Drungkhag Court, Sakteng	0.005	0.005	0.005	0.005	0.005
106.01/1039	District Court Gasa	0.088	0.088	0.088	0.088	0.088
107.01/1001	Royal Civil Service Commission, Thimphu	0.018	0.018	0.018	0.018	0.018
109.01/1001	Election Commissioner Office, Thimphu	0.213	0.213	0.213	0.213	0.213
110.01/1001	Royal Audit Authority, Thimphu	0.026	0.026	0.026	0.026	0.026
110.01/1002	Regional Royal Audit Authority (East), S/Jongkhar	0.002	0.002	0.002	0.002	0.002
110.01/1004	Regional Royal Audit Authority (West), Tsirang	0.003	0.003	0.003	0.003	0.003
110.01/1005	Office of Assistant Auditor General - Western Region	0.072	0.072	0.072	0.072	0.072
111.01/1001	Cabinet Secretariat, Thimphu	0.030	0.030	0.030	0.030	0.030
113.01/1001	Bhutan Olympic Committee, Thimphu	0.007	0.007	0.007	0.007	0.007
114.01/1001	Dzongkha Development Commission, Thimphu	0.000	0.000	0.000	0.000	0

Bank Account No.	Operating Agency			
115.01/1001	National Land Commission, Thimphu	0.001		0.001
116.01/1001	Centre for Bhutan Studies, Thimphu	0.004		0.004
117.01/2003	Sustainable Development Secretariat (SDS), Thimphu	0.075		0.075
118.01/1001	National Environment Commission, Thimphu.	0.027		0.027
118.01/2004	Green-House Gas Project, NEC, Thimphu	0.002		0.002
119.01/1001	Royal Institute of Management, Semtokha	0.001		0.001
119.01/2004	Royal Institute of Management, Semtokha	0.000		0
120.01/1003	Institute of Language & Cultural Studies, Semtokha	0.090		0.090
120.01/2001	Royal University of Bhutan, Semtokha, Thimphu	0.004		0.004
120.01/2002	College of Natural Resources, Lobesa	10.678		10.678
121.01/1001	National Statistical Bureau, Thimphu	0.112		0.112
122.01/1001	Bhutan Narcotic Control Agency, Thimphu	0.068		0.068
124.01/1001	Thimphu Thromdey Schools, City Corporation, Thimphu	0.187		0.187
124.01/1003	Samdrup Jongkhar Thromde Schools	0.095		0.095
124.01/1004	Gelephu Thromde Schools	0.119		0.119
126.01/1001	Tourism Council of Bhutan	0.002		0.002
127.01/1001	National Commission for Women & Children	0.128		0.128
133.01/1001	Royal Institute of Law, Taba, Thimphu	0.196		0.196
201.01/1002	Department of Civil Registration & Census, MoHCA, Thimphu	0.001		0.001
201.01/1005	Department of Immigration, MoHCA, Thimphu	0.032		0.032
201.01/1007	Royal Bhutan Police, HQ	1.963		1.963
201.01/1013	Regional Immigration Office, MoHCA, Samdrup Jongkhar	0.010		0.01
201.01/1014	Regional Immigration Office, MoHCA, Samtse	0.005		0.005
201.01/1018	Royal Bhutan Police, Phuentsholing	0.005		0.005
201.01/1019	Royal Bhutan Police, Samdrup Jongkhar	0.025		0.025
201.01/1020	Royal Bhutan Police, Samtse	0.000		0
201.01/1021	Royal Bhutan Police, Gelephu	0.035		0.035

Bank Account No.	Operating Agency			
201.01/1022	Jail Services, Royal Bhutan Police	0.088	0.088	0.088
201.01/1023	Fire Fighting Services, Royal Bhutan Police	0.020	0.020	0.020
201.01/1024	Royal Bhutan Police, Tsirang	0.002	0.002	0.002
201.01/1026	Royal Bhutan Police, Trashigang	0.000	0.000	0
201.01/1027	Royal Bhutan Police, Mongar	0.038	0.038	0.038
201.01/1029	Royal Bhutan Police, Training Centre- Tashigatshel (Chukha)	0.022	0.022	0.022
201.01/1031	Royal Bhutan Police, Punakha	0.000	0.000	0
201.01/2007	Department of Disaster Management, MoHCA, Thimphu	0.342	0.342	0.342
201.01/2017	Wangduephodrang Dzong Reconstruction Project	0.016	0.016	0.016
202.01/1001	Ministry of Finance Secretariat, Thimphu	0.069	0.069	0.069
202.01/1004	Department of Revenue and Customs, Ministry of Finance, Thimphu	0.001	0.001	0.001
202.01/1005	Department of National Properties, MoF, Thimphu	0.003	0.003	0.003
202.01/1010	Regional Revenue & Customs Office, S/Jongkhar	0.017	0.017	0.017
202.01/1013	Regional Revenue & Customs Office, Mongar	0.007	0.007	0.007
203.01/1001	Ministry of Foreign Affairs, Thimphu	0.461	0.461	0.461
204.01/1001	Ministry of Agriculture and Forests Secretariat	0.007	0.007	0.007
204.01/1002	Department of Agriculture, MoA, Thimphu	0.015	0.015	0.015
204.01/1004	Department of Forests and Park Services, MOA, Thimphu	0.013	0.013	0.013
204.01/1005	Council of RNR Research of Bhutan, CoRRB	0.012	0.012	0.012
204.01/1006	Bhutan Agriculture & Food Regulatory Authority (BAFRA), MoA, Thimphu	0.035	0.035	0.035
204.01/1007	National Biodiversity Centre, Serbithang	0.120	0.120	0.120
204.01/1008	Agriculture Machinery Centre, Paro	0.001	0.001	0.001
204.01/1009	Post Harvest Unit, MOA, Paro	0.003	0.003	0.003
204.01/1010	Central Machinery Unit, MOA, Bumthang	0.004	0.004	0.004
204.01/1011	National Plant Protection Center, Semtokha	0.001	0.001	0.001
204.01/1022	Brown Swiss Farm, Bumthang	0.014	0.014	0.014
204.01/1028	Livestock Central Store, Phuntsholing	0.006	0.006	0.006

Bank Account No.	Operating Agency			
204.01/1033	National Nubliang Farm, Tashiyangphu	0.000		0
204.01/1037	Jigme Singye Wangchuk National Park, Trongsa	0.015		0.015
204.01/1041	Thrumshingla National Park, Ura, Bumthang	0.003		0.003
204.01/1043	Divisional Forest Office, Wangdue Phodrang	0.006		0.006
204.01/1047	Divisional Forest Office, S/longkhar	0.081		0.081
204.01/1050	Forestry Services Division, Sarpang	0.001		0
204.01/1051	Divisional Forest Office, Tsirang	0.010		0.010
204.01/1053	Forest Resources Dev. Division, Thimphu	0.003		0.003
204.01/1056	RNR-Research Centre, Bajo	0.034		0.034
204.01/1057	RNR-Research Centre, Jakar, Bumthang	2.239		2.239
204.01/1058	RNR-Research Centre, Yusipang	0.002		0.002
204.01/1059	RNRRC, Wengkhar	0.005		0.005
204.01/2003	Management Planning of Wangchuck Centennial Park- Phase II, Bumthang	0.152		0.152
204.01/2007	GOI & AMMEPP Projects, MoA, Thimphu	0.000		0
204.01/2016	Ugyen Wangchuck Institute for Conservation and Environment	0.019		0.019
204.01/2022	Rural Development Training Centre, Zhemgang	0.083		0.083
204.01/2025	Bio-diversity Conservation Project-II, NCD	0.000		0
204.01/2033	Implementation of National Bio-safety Framework, Ministry of Agriculture and Forest	0.001		0.001
204.01/2036	MAGIP Project, Ministry of Agriculture and Forests	0.021		0.021
204.01/2039	AFD, Ministry of Agriculture and FOREST.	0.607		0.607
205.01/1001	Ministry of Trade & Economics Affairs, Thimphu	0.024		0.024
205.01/1002	Department of Trade, MTEA, Thimphu	0.004		0.004
205.01/1003	Department of Geology & Mines, MTEA, Thimphu	0.008		0.008
205.01/1005	Department of Industry, MTEA, Thimphu	0.001		0.001
205.01/1011	Dept. of Geology & Mines (Deposit Works), MTI, Thimphu	0.001		0.001
205.01/1013	Department of HydroPower & Power Systems	0.000		0
205.01/1014	Department of Renewable Energy	0.010		0.010

Bank Account No.	Operating Agency			
206.01/1002	Department of Roads, Thimphu	0.004	0.004	0.004
206.01/1005	Field Roads Maintenance Division, DOR, Lobesa	0.671	0.671	0.671
206.01/1008	Field Roads Maintenance Division, DOR, Sarpang	0.002	0.002	0.002
206.01/1009	Field Roads Maintenance Division, DOR, Lingmithang	0.030	0.030	0.030
206.01/1011	Field Roads Maintenance Division, DOR, Thimphu	2.177	2.177	2.177
206.01/1013	Central Stores Unit, DOR, Phuentsholing	0.141	0.141	0.141
206.01/1017	Department of Human Settlement, Mo WHS	0.010	0.010	0.010
206.01/1018	Project Management Office for Gomphu - Pangbang & Mamung - Digala Road Project	9.885	9.885	9.885
206.01/2005	Gyelposhing-Nganglam Road Project, DOR, Lingmithang	0.003	0.003	0.003
206.01/2020	Road Network Project II, under Department of Roads,	0.002	0.002	0.002
207.01/1001	Ministry of Information & Communications Secretariat, Thimphu	0.008	0.008	0.008
207.01/1002	Department of Civil Aviation	0.021	0.021	0.021
207.01/1003	Roads Safety and Transport Authority, MOIC	0.026	0.026	0.026
207.01/1004	Regional Transport Office, RSTA, Phuentsholing	0.086	0.086	0.086
207.01/1005	Regional Transport Office, RSTA, Gelephu	0.014	0.014	0.014
207.01/1007	Department of Information & Technology	0.024	0.024	0.024
207.01/2002	DI, Ministry of Information and Communications	0.012	0.012	0.012
208.01/1001	Ministry of Health Secretariat, Thimphu	0.024	0.024	0.024
208.01/1002	Department of Public Health Services, MoH, Thimphu	0.004	0.004	0.004
208.01/1003	Department of Medical Services, MoH, Thimphu	3.685	3.685	3.685
208.01/1010	Phuentsholing General Hospital	0.096	0.096	0.096
208.01/2003	Ministry of Health	0.011	0.011	0.011
208.01/2012	TB Control Programme, MoH, Thimphu	0.001	0.001	0.001
208.01/2016	International Assistance, Ministry of Health, Thimphu	0.004	0.004	0.004
209.01/1002	Department Of Adult and Higher Education, MOE, Thimphu	0.006	0.006	0.006
209.01/1003	Department of School Education, MoE, Thimphu	0.009	0.009	0.009
209.01/1005	CAPSD, Paro	0.009	0.009	0.009

Bank Account No.	Operating Agency	1.263	1.263
209.01/2001	International Assistance, Ministry of Education, Thimphu		1.263
209.01/2002	UNICEF Assisted Project, Ministry of Education, Thimphu	0.088	0.088
209.01/2003	Scholarship Division, Dept. of Adult & Higher Education, Thimphu	0.002	0.002
210.01/1001	Ministry of Labour & Human Resources Secretariat, Thimphu	0.005	0.005
210.01/1002	Department of Human Resources, Thimphu	0.008	0.008
210.01/1003	Bhutan Vocational Qualification Authority, Thimphu	0.005	0.005
210.01/1004	Department of Labour, MoLHR	0.020	0.020
210.01/1005	Department of Employment, MoLHR	0.002	0.002
210.01/1006	Trashi Yangtse Institute for Zorig Chusum	0.001	0.001
210.01/1009	Samthang Institute of Automobile Engineering	0.012	0.012
210.01/1011	Vocational Training Institute, Rangjung, Trashigang	0.062	0.062
401.01/1001	Dzongkhag Administration, Chhukha	0.070	0.070
401.01/1002	Phuentsholing Drungkhag	0.062	0.062
401.02/1001	Sampheing Geog, Chhuka	0.005	0.005
401.03/1001	Bongo Geog, Chhuka	0.209	0.209
401.11/1001	Metakha Geog, Chhukha Dzongkhag	0.041	0.041
402.01/1001	Dzongkhag Administration, Haa	0.191	0.191
402.03/1001	Kastho Geog, Ha Dzongkhag	0.000	0
403.01/1001	Dzongkhag Administration, Paro	0.104	0.104
403.07/1001	Lungmi Geog, Paro Dzongkhag	0.016	0.016
403.08/1001	Naja Geog, Paro Dzongkhag	0.008	0.008
404.01/1001	Dzongkhag Administration, Samtse	0.097	0.097
404.01/1002	Sipsu Drungkhag	0.027	0.027
404.14/1001	Samtse Geog, Samtse Dzongkhag	0.005	0.005
405.01/1001	Dzongkhag Administration, Tsirang	0.069	0.069
405.03/1001	Dunglegang Geog, Tsirang Dzongkhag	0.353	0.353
405.08/1001	Mendrelgang Geog, Tsirang Dzongkhag	0.005	0.005

Bank Account No.	Operating Agency			
405.10/1001	Phuentenchu Geog, Tsirang Dzongkhag	0.058		0.058
405.12/1001	Tsholingkar Geog, Tsirang Dzongkhag	0.000		0
405.13/1001	Tsirangtoe Geog, Tsirang Dzongkhag	0.000		0
406.01/1001	Dzongkhag Administration, Dagana	0.018		0.018
406.01/1002	Lhamoizingkha Dungkhag, Dagana	0.274		0.274
406.11/1001	Tshangkha Geog, Dagana Dzongkhag	0.187		0.019
407.01/1001	Dzongkhag Administration, Punakha	0.575		0.575
407.03/1001	Goenshari Geog, Punakha Dzongkhag	0.001		0.001
407.05/1001	Kajisa Geog, Punakha Dzongkhag	0.000		0
407.10/1001	Zoma Geog, Punakha Dzongkhag	0.001		0.001
407.11/1001	Babi Geog, Punakha	0.803		0.803
408.01/1001	Dzongkhag Administration, Wangdue Phodrang	0.014		0.014
408.05/1001	Gangtey Geog, Wangdue Phodrang Dzongkhag	0.045		0.045
408.06/1001	Gasetshogom Geog, Wangdue Phodrang Dzongkhag	0.230		0.230
409.01/1001	Dzongkhag Administration, Bumthang	0.016		0.016
409.04/1001	Tang Geog, Bumthang Dzongkhag	0.017		0.017
410.01/1001	Dzongkhag Administration, Sarpang	0.081		0.081
410.01/1002	Dungkhag Administration, Gelephu	0.001		0.001
410.06/1002	Tareythang Geog, Sarpang Dzongkhag	0.425		0.425
410.09/1002	Jigmechoeling Geog, Sarpang Dzongkhag	0.000		0
410.10/1002	Umling Gewog, Sarpang Dzongkhag	0.916		0.916
411.01/1001	Dzongkhag Administration, Zhemgang	0.002		0.002
411.07/1001	Shingkar Geog, Zhemgang Dzongkhag	0.086		0.086
412.01/1001	Dzongkhag Administration, Trongsa	0.007		0.007
412.03/1001	Korphu Geog, Trongsa Dzongkhag	0.043		0.043
413.01/1001	Dzongkhag Administration, Lhuentse	0.017		0.017
413.02/1001	Gangzur Geog, Lhuentse Dzongkhag	0.002		0.002

Bank Account No.	Operating Agency			
413.08/1001	Meisho Geog, Lhuentse Dzongkhag	0.162		0.162
414.01/1001	Dzongkhag Administration, Mongar	0.001		0.001
414.02/1001	Balam Geog, Mongar Dzongkhag	0.001		0.001
414.04/1001	Chaskhar Geog, Mongar Dzongkhag	0.007		0.007
414.11/1001	Naishang Geog, Mongar Dzongkhag	0.001		0.001
414.13/1001	Sherimung Geog, Mongar Dzongkhag	0.000		0
414.14/1001	Silambi Geog, Mongar Dzongkhag	0.001		0.001
414.15/1001	Thangrong Geog, Mongar Dzongkhag	0.000		0
415.09/1001	Khar Geog, Pema Gatsel Dzongkhag	0.000		0
415.09/1001	Decheling Gewog, Nganglam Dzongkhag	0.003		0.003
416.01/1001	Dzongkhag Administration, Samdrup Jongkhar	0.032		0.032
416.03/1001	Pemethang Geog, Samdrup Jongkhar Dzongkhag	0.001		0.001
417.01/1001	Dzongkhag Administration, Trashigang	0.010		0.010
417.01/1002	Sakteng Dzongkhag, Trashigang	0.006		0.006
417.02/1001	Bartsham Geog, Trashigang Dzongkhag	0.001		0.001
417.04/1001	Kanglung Geog, Trashigang Dzongkhag	0.002		0.002
417.11/1001	Radhi Geog, Trashigang Dzongkhag	0.000		0
417.15/1001	Thrimshing Geog, Trashigang Dzongkhag	0.000		0
418.01/1001	Dzongkhag Administration, Thimphu	0.008		0.008
420.01/1001	Dzongkhag Administration, Trashigang Yangtse	0.016		0.016
	TOTAL	43.099	32.421	42.846

Schedule 11: SCHEDULE OF ADVANCES AND SUSPENSE DURING THE FY 2013-2014

AU CODE	ADMINISTRATIVE UNIT	RECOVERIES	PAYMENTS	NET
		(Nu. in million)		
Schedule 11.1 SCHEDULE OF PERSONAL ADVANCES DURING THE FY 2013-2014				
101.01	HIS MAJESTY'S SECRETARIAT	1.051	1.039	0.012
102.01	HIS MAJESTY'S SECRETARIAT (4TH KING)	0.224	0.224	0.000
103.01	NATIONAL ASSEMBLY OF BHUTAN	4.872	4.909	-0.037
104.01	NATIONAL COUNCIL OF BHUTAN	7.336	7.336	0.000
105.01	COUNCIL FOR RELIGIOUS AFFAIRS	4.616	4.741	-0.126
106.01	JUDICIARY	11.516	11.646	-0.130
107.01	ROYAL CIVIL SERVICE COMMISSION	2.070	2.070	0.000
108.01	ANTI-CORRUPTION COMMISSION	3.914	4.185	-0.271
109.01	ELECTION COMMISSION OF BHUTAN	2.171	2.358	-0.187
110.01	ROYAL AUDIT AUTHORITY	10.346	10.544	-0.198
111.01	CABINET SECRETARIAT	0.756	0.756	0.000
112.01	OFFICE OF THE ATTORNEY GENERAL	0.923	0.923	0.000
114.01	DZONGKHA DEVELOPMENT COMMISSION	0.412	0.393	0.019
115.01	NATIONAL LAND COMMISSION	1.185	1.337	-0.153
116.01	CENTRE FOR BHUTAN STUDIES AND GNH RESEARCH	2.737	2.736	0.001
117.01	GROSS NATIONAL HAPPINESS COMMISSION	1.834	1.918	-0.084
118.01	NATIONAL ENVIRONMENT COMMISSION	3.078	3.373	-0.295
119.01	ROYAL INSTITUTE OF MANAGEMENT	1.043	1.043	0.000
120.01	ROYAL UNIVERSITY OF BHUTAN	0.065	0.000	0.065
121.01	NATIONAL STATISTICS BUREAU	0.345	0.228	0.116
122.01	BHUTAN NARCOTIC CONTROL AGENCY	0.079	0.079	0.000
123.01	BHUTAN INFORMATION COMMUNICATION MEDIA AUTHORITY	1.195	1.195	0.000
124.01	THROMDEYS	4.756	4.752	0.004
125.01	DRUG REGULATORY AUTHORITY	0.610	0.610	0.000
126.01	TOURISM COUNCIL OF BHUTAN	1.758	1.776	-0.018
127.01	NATIONAL COMMISSION FOR WOMEN & CHILDREN	0.257	0.287	-0.030
128.01	ROYAL EDUCATION COUNCIL	0.239	0.239	0.000
129.01	BHUTAN COUNCIL FOR SCHOOL EXAMINATION & ASSESSMENT	0.935	0.935	0.000
130.01	ROYAL PRIVY COUNCIL	0.489	0.489	0.000
131.01	BHUTAN STANDARD BUREAU	3.099	3.099	0.000
132.01	UNIVERSITY OF MEDICAL SCIENCES OF BHUTAN	0.263	0.258	0.005
133.01	ROYAL INSTITUTE OF LAW	0.050	0.050	0.000
201.01	MINISTRY OF HOME & CULTURAL AFFAIRS	9.764	9.474	0.290

AU CODE	ADMINISTRATIVE UNIT	RECOVERIES	PAYMENTS	NET
		(Nu. in million)		
202.01	MINISTRY OF FINANCE	7.634	7.409	0.225
203.01	MINISTRY OF FOREIGN AFFAIRS	5.154	4.271	0.883
204.01	MINISTRY OF AGRICULTURE & FORESTS	44.133	44.630	-0.496
205.01	MINISTRY OF ECONOMIC AFFAIRS	13.859	13.594	0.265
206.01	MINISTRY OF WORKS & HUMAN SETTLEMENT	9.642	9.778	-0.136
207.01	MINISTRY OF INFORMATION & COMMUNICATIONS	8.966	8.652	0.314
208.01	MINISTRY OF HEALTH	5.135	5.088	0.047
209.01	MINISTRY OF EDUCATION	3.676	3.725	-0.050
210.01	MINISTRY OF LABOUR & HUMAN RESOURCES	7.415	7.423	-0.008
401.01	DZONGKHAG ADMINISTRATION, CHHUKHA	3.443	3.483	-0.040
401.02	SAMPHELING GEWOG, CHHUKHA	0.079	0.079	0.000
401.03	BONGO GEWOG, CHHUKHA	0.018	0.018	0.000
401.04	CHAPCHHA GEWOG, CHHUKHA	0.022	0.022	0.000
401.10	LOKCHINA GEWOG, CHHUKHA	0.035	0.035	0.000
401.11	METAKHA GEWOG, CHHUKHA	0.057	0.057	0.000
401.12	PHUENTSHOLING GEWOG, CHHUKHA	0.035	0.035	0.000
402.01	DZONGKHAG ADMINISTRATION, HAA	2.663	2.748	-0.085
402.02	BJI GEWOG, HAA	0.010	0.010	0.000
402.03	KATSHO GEWOG, HAA	0.028	0.028	0.000
402.04	SOMBEY GEWOG, HAA	0.030	0.030	0.000
402.05	SAMA GEWOG, HAA	0.042	0.042	0.000
402.07	GAKIDLING GEWOG, HAA	0.024	0.024	0.000
403.01	DZONGKHAG ADMINISTRATION, PARO	2.614	2.614	0.000
403.02	DOBSHARI GEWOG, PARO	0.128	0.128	0.000
403.05	HUNGREL GEWOG, PARO	0.008	0.008	0.000
403.06	LANGO GEWOG, PARO	0.032	0.032	0.000
403.07	LUNGNYI GEWOG, PARO	0.021	0.021	0.000
403.09	SHABA GEWOG, PARO	0.089	0.089	0.000
403.10	TSENTO GEWOG, PARO	0.022	0.022	0.000
403.11	WANGCHANG GEWOG, PARO	0.044	0.044	0.000
404.01	DZONGKHAG ADMINISTRATION, SAMTSE	3.561	3.682	-0.122
404.02	BARA GEWOG, SAMTSE	0.039	0.039	0.000
404.03	BIRU GEWOG, SAMTSE	0.020	0.020	0.000
404.11	TENDU GEWOG, SAMTSE	0.008	0.008	0.000
404.12	UGYENTSEY GEWOG, SAMTSE	0.004	0.010	-0.006

AU CODE	ADMINISTRATIVE UNIT	RECOVERIES	PAYMENTS	NET
		(Nu. in million)		
404.15	SIBSU GEWOG,SAMTSE	0.217	0.217	0.000
405.01	DZONGKHAG ADMINISTRATION, TSIRANG	2.326	2.386	-0.060
405.03	DUNGLAGANG GEWOG, TSIRANG	0.050	0.050	0.000
405.05	GOSELING GEWOG, TSIRANG	0.010	0.010	0.000
406.01	DZONGKHAG ADMINISTRATION, DAGANA	2.060	2.060	0.000
406.02	DORONA GEWOG, DAGANA	0.045	0.035	0.010
406.03	DUJEYGANG GEWOG, DAGANA	0.020	0.020	0.000
406.06	KANA GEWOG, DAGANA	0.030	0.030	0.000
406.08	LAJAB GEWOG, DAGANA	0.036	0.036	0.000
406.12	TSEZA GEWOG, DAGANA	0.022	0.010	0.012
407.01	DZONGKHAG ADMINISTRATION, PUNAKHA	3.807	4.070	-0.264
407.03	GOENSHARI GEWOG, PUNAKHA	0.050	0.050	0.000
407.05	KABJISA GEWOG, PUNAKHA	0.015	0.015	0.000
407.06	LIMGBUKHA GEWOG, PUNAKHA	0.055	0.055	0.000
407.07	SHENGANA GEWOG, PUNAKHA	0.010	0.010	0.000
407.12	TOEBESA GEWOG, PUNAKHA	0.030	0.030	0.000
408.01	DZONGKHAG ADMINISTRATION, WANGDUE PHODRANG	2.785	2.957	-0.172
408.03	DANGCHHU GEWOG, WANGDUE PHODRANG	0.020	0.020	0.000
408.04	DAGA GEWOG, WANGDUE PHODRANG	0.079	0.079	0.000
408.06	GASETSHOGONGM GEWOG, WANGDUE PHODRANG	0.032	0.038	-0.007
408.07	GASETSHOWOGM GEWOG, WANGDUE PHODRANG	0.151	0.170	-0.018
408.10	NYISHO GEWOG, WANGDUE PHODRANG	0.089	0.089	0.000
408.12	PHOBI GEWOG, WANGDUE PHODRANG	0.015	0.015	0.000
408.13	RUBESA GEWOG, WANGDUE PHODANG	0.005	0.005	0.000
408.15	ATHANG GEWOG, WANGDUE PHODRANG	0.062	0.062	0.000
408.16	THEDTSHO GEWOG, WANGDUE PHODRANG	0.170	0.164	0.006
409.01	DZONGKHAG ADMINISTRATION, BUMTHANG	3.942	3.914	0.029
409.02	CHHOEKHOR GEWOG, BUMTHANG	0.030	0.030	0.000
409.03	CHHUMEY GEWOG, BUMTHANG	0.080	0.080	0.000
409.04	TANG GEWOG, BUMTHANG	0.027	0.027	0.000
410.01	DZONGKHAG ADMINISTRATION, SARPANG	5.959	5.954	0.005
410.03	CHUZARGANG GEWOG, SARPANG	0.005	0.005	0.000
410.04	DEKIDLNG GEWOG, SARPANG	0.018	0.018	0.000
410.07	GELEGPU GEWOG, SARPANG	0.010	0.010	0.000
410.09	JIGMEDCHHEOLING GEWOG, SARPANG	0.010	0.010	0.000

AU CODE	ADMINISTRATIVE UNIT	RECOVERIES	PAYMENTS	NET
		(Nu. in million)		
410.12	SHOMPANGKHA GEWOG, SARPANG	0.028	0.028	0.000
411.01	DZONGKHAG ADMINISTRATION, ZHEMGANG	1.379	1.389	-0.010
411.02	BARDO GEWOG, ZHEMGANG	0.015	0.015	0.000
412.01	DZONGKHAG ADMINISTRATION, TONGSA	1.243	1.509	-0.266
412.02	DAGTENG GEWOG, TONGSA	0.025	0.025	0.000
412.03	KORPHU GEWOG, TONGSA	0.004	0.008	-0.004
412.06	TANGSIBJI GEWOG, TONGSA	0.010	0.010	0.000
413.01	DZONGKHAG ADMINISTRATION, LHUENTSE	1.731	1.731	0.000
413.02	GANGZUR GEWOG, LHUENTSE	0.020	0.020	0.000
413.03	JAREY GEWOG, LHUENTSE	0.007	0.007	0.000
413.07	MENBI GEWOG, LHUENTSE	0.040	0.040	0.000
414.01	DZONGKHAG ADMINISTRATION, MONGAR	2.859	2.859	0.000
414.02	BALAM GEWOG, MONGAR	0.033	0.033	0.000
414.04	CHASKHAR GEWOG, MONGAR	0.020	0.020	0.000
414.05	DAMETSE GEWOG, MONGAR	0.075	0.075	0.000
414.07	GONGDUE GEWOG, MONGAR	0.087	0.087	0.000
414.08	JURMEY GEWOG, MONGAR	0.043	0.043	0.000
414.12	SALENG GEWOG, MONGAR	0.005	0.005	0.000
414.13	SHERIMUHUNG GEWOG, MONGAR	0.010	0.010	0.000
415.01	DZONGKHAG ADMINISTRATION, PEMA GATSHEL	4.170	4.170	0.000
415.02	CHONGSHING GEWOG, PEMA GATSHEL	0.030	0.030	0.000
415.05	KHAR GEWOG, PEMA GATSHEL	0.020	0.020	0.000
415.07	YURUNG GEWOG, PEMA GATSHEL	0.050	0.047	0.003
415.08	ZOBEL GEWOG, PEMA GATSHEL	0.017	0.017	0.000
415.09	DECHHENLING GEWOG, PEMA GATSHEL	0.010	0.010	0.000
415.11	NANONG GEWOG, PEMA GATSHEL	0.434	0.434	0.000
415.12	CHOEKHORLING GEWOG, PEMA GATSHEL	0.050	0.050	0.000
416.01	DZONGKHAG ADMINISTRATION, SAMDRUP JONGKHAR	2.270	2.270	0.000
416.04	GOMDAR GEWOG, SAMDUP JONGKHAR	0.040	0.040	0.000
416.10	ORONG GEWOG, SAMDUP JONGKHAR	0.044	0.044	0.000
417.01	DZONGKHAG ADMINISTRATION, TASHIGANG	6.400	6.442	-0.042
417.03	BIDUNG GEWOG, TASHIGANG	0.020	0.021	-0.001
417.12	SAGTENG GEWOG, TASHIGANG	0.009	0.009	0.000
417.15	THIMSHING GEWOG, TASHIGANG	0.025	0.025	0.000
418.01	DZONGKHAG ADMINISTRATION, THIMPHU	1.600	1.588	0.012

AU CODE	ADMINISTRATIVE UNIT	RECOVERIES	PAYMENTS	NET
(Nu. in million)				
418.03	CHANG GEWOG, THIMPHU	0.006	0.006	0.000
418.04	DAGALA GEWOG, THIMPHU	0.040	0.042	-0.002
418.09	NARO GEWOG, THIMPHU	0.021	0.021	0.000
419.01	DZONGKHAG ADMINISTRATION, GASA	1.613	1.613	0.000
419.03	GEONKHATEOD GEWOG, GASA	0.050	0.050	0.000
420.01	DZONGKHAG ADMINISTRATION, TASHI YANGTSE	2.175	2.182	-0.008
420.07	TONGMIZHANGTSHA GEWOG, TASHI YANGTSE	0.014	0.014	0.000
420.09	YANGTSE GEWOG, TASHI YANGTSE	0.022	0.022	0.000
	TOTAL	251.710	252.711	-1.002

Schedule 11.2: SCHEDULE OF SUSPENSES DURING THE FY 2013-2014

AU CODE	ADMINISTRATIVE UNIT	RECOVERIES	PAYMENTS	NET
101.01	HIS MAJESTY'S SECRETARIAT	0.588	1.588	-1.000
102.01	HIS MAJESTY'S SECRETARIAT (4TH KING)	0.523	0.523	0.000
103.01	NATIONAL ASSEMBLY OF BHUTAN	3.540	9.237	-5.697
104.01	NATIONAL COUNCIL OF BHUTAN	3.045	3.040	0.004
105.01	COUNCIL FOR RELIGIOUS AFFAIRS	492.869	477.142	15.727
106.01	JUDICIARY	152.353	146.220	6.133
107.01	ROYAL CIVIL SERVICE COMMISSION	17.867	18.623	-0.756
108.01	ANTI-CORRUPTION COMMISSION	2.610	10.073	-7.463
109.01	ELECTION COMMISSION OF BHUTAN	32.499	46.689	-14.190
110.01	ROYAL AUDIT AUTHORITY	8.042	8.609	-0.568
111.01	CABINET SECRETARIAT	10.544	7.715	2.830
112.01	OFFICE OF THE ATTORNEY GENERAL	13.112	10.115	2.997
113.01	BHUTAN OLYMPIC COMMITTEE	5.739	6.663	-0.924
114.01	DZONGKHA DEVELOPMENT COMMISSION	9.400	9.434	-0.034
115.01	NATIONAL LAND COMMISSION	108.118	109.547	-1.428
116.01	CENTRE FOR BHUTAN STUDIES AND GNH RESEARCH	3.015	3.607	-0.592
117.01	GROSS NATIONAL HAPPINESS COMMISSION	8.122	7.405	0.717
118.01	NATIONAL ENVIRONMENT COMMISSION	20.017	18.552	1.464
119.01	ROYAL INSTITUTE OF MANAGEMENT	28.007	23.125	4.882
120.01	ROYAL UNIVERSITY OF BHUTAN	37.428	151.225	-113.797
121.01	NATIONAL STATISTICS BUREAU	6.272	6.158	0.114
122.01	BHUTAN NARCOTIC CONTROL AGENCY	2.075	1.270	0.805
123.01	BHUTAN INFORMATION COMMUNICATION MEDIA AUTHORITY	0.913	0.963	-0.050
124.01	THROMDEYS	21.907	26.767	-4.860

AU CODE	ADMINISTRATIVE UNIT	RECOVERIES	PAYMENTS	NET
		(Nu. in million)		
125.01	DRUG REGULATORY AUTHORITY	1.914	2.062	-0.149
126.01	TOURISM COUNCIL OF BHUTAN	64.304	23.888	40.415
127.01	NATIONAL COMMISSION FOR WOMEN & CHILDREN	9.695	11.441	-1.746
128.01	ROYAL EDUCATION COUNCIL	9.470	5.344	4.126
129.01	BHUTAN COUNCIL FOR SCHOOL EXAMINATION & ASSESSMENT	50.168	50.168	0.000
130.01	ROYAL PRIVY COUNCIL	0.727	0.762	-0.035
131.01	BHUTAN STANDARD BUREAU	1.086	1.275	-0.189
132.01	UNIVERSITY OF MEDICAL SCIENCES OF BHUTAN	64.866	64.385	0.481
133.01	ROYAL INSTITUTE OF LAW	0.448	0.651	-0.203
201.01	MINISTRY OF HOME & CULTURAL AFFAIRS	246.729	303.973	-57.245
202.01	MINISTRY OF FINANCE	294.044	275.749	18.295
203.01	MINISTRY OF FOREIGN AFFAIRS	68.473	56.652	11.821
204.01	MINISTRY OF AGRICULTURE & FORESTS	730.756	728.471	2.284
205.01	MINISTRY OF ECONOMIC AFFAIRS	63.164	72.915	-9.751
206.01	MINISTRY OF WORKS & HUMAN SETTLEMENT	2861.123	2697.609	163.514
207.01	MINISTRY OF INFORMATION & COMMUNICATIONS	136.187	192.330	-56.143
208.01	MINISTRY OF HEALTH	212.397	248.383	-35.986
209.01	MINISTRY OF EDUCATION	149.591	234.699	-85.108
210.01	MINISTRY OF LABOUR & HUMAN RESOURCES	100.059	47.489	52.570
401.01	DZONGKHAG ADMINISTRATION, CHHUKHA	93.260	91.162	2.098
401.02	SAMPHELING GEWOG, CHHUKHA	0.910	0.809	0.101
401.03	BONGO GEWOG, CHHUKHA	2.595	3.633	-1.038
401.04	CHAPCHHA GEWOG, CHHUKHA	1.321	1.221	0.100
401.05	DUNGNA GEWOG, CHHUKHA	2.728	8.973	-6.245
401.06	GELING GEWOG, CHHUKHA	2.671	2.085	0.586
401.07	DARLA GEWOG, CHHUKHA	1.206	1.251	-0.045
401.08	GETANA GEWOG, CHHUKHA	4.860	7.470	-2.611
401.09	BJACHHO GEWOG, CHHUKHA	2.536	1.075	1.460
401.10	LOKCHINA GEWOG, CHHUKHA	1.734	1.899	-0.164
401.11	METAKHA GEWOG, CHHUKHA	2.041	2.388	-0.347
401.12	PHUENTSHOLING GEWOG, CHHUKHA	2.147	0.579	1.568
402.01	DZONGKHAG ADMINISTRATION, HAA	44.803	46.307	-1.505
402.02	BJI GEWOG, HAA	1.038	2.983	-1.945
402.03	KATSHO GEWOG, HAA	0.277	0.570	-0.293
402.04	SOMBEY GEWOG, HAA	0.670	3.713	-3.043

AU CODE	ADMINISTRATIVE UNIT	RECOVERIES	PAYMENTS	NET
		(Nu. in million)		
402.05	SAMA GEWOG, HAA	1.840	1.446	0.395
402.06	IUSU GEWOG, HAA	3.190	5.277	-2.087
402.07	GAKIDLING GEWOG, HAA	0.716	0.507	0.209
403.01	DZONGKHAG ADMINISTRATION, PARO	57.872	63.158	-5.286
403.02	DOBSHARI GEWOG, PARO	0.261	0.164	0.097
403.03	DOGAR GEWOG, PARO	1.684	1.632	0.052
403.04	DOTENG GEWOG, PARO	0.609	0.518	0.091
403.05	HUNGREL GEWOG, PARO	0.925	0.648	0.277
403.06	LANGO GEWOG, PARO	0.582	0.272	0.310
403.07	LUNGYI GEWOG, PARO	0.758	0.502	0.256
403.08	NAJA GEWOG, PARO	0.305	0.512	-0.207
403.09	SHABA GEWOG, PARO	2.552	2.367	0.185
403.10	TSENTO GEWOG, PARO	0.437	0.361	0.075
403.11	WANGCHANG GEWOG, PARO	2.585	2.263	0.323
404.01	DZONGKHAG ADMINISTRATION, SAMTSE	122.067	175.899	-53.832
404.02	BARA GEWOG, SAMTSE	1.187	0.797	0.390
404.03	BIRU GEWOG, SAMTSE	1.297	2.443	-1.146
404.04	CHARGHAREY GEWOG, SAMTSE	2.012	2.332	-0.320
404.05	CHENGMARI GEWOG, SAMTSE	0.434	0.452	-0.018
404.06	DENCHUKHA GEWOG, SAMTSE	2.343	1.707	0.636
404.07	DOROKHA GEWOG, SAMTSE	1.462	1.784	-0.322
404.08	DUMTEOD GEWOG, SAMTSE	1.474	1.430	0.044
404.09	YOEDSELTSEY GEWOG, SAMTSE	2.137	4.594	-2.457
404.10	NAMGAYCHHEOLING GEWOG, SAMTSE	0.509	1.767	-1.258
404.11	TENDU GEWOG, SAMTSE	2.972	1.819	1.153
404.12	UGYENTSEY GEWOG, SAMTSE	0.623	0.489	0.135
404.13	PUGLI GEWOG, SAMTSE	0.509	0.222	0.287
404.14	SAMTSE GEWOG, SAMTSE	0.855	1.832	-0.977
404.15	SIBSU GEWOG, SAMTSE	0.578	3.264	-2.687
404.16	TADING GEWOG, SAMTSE	1.058	0.832	0.226
405.01	DZONGKHAG ADMINISTRATION, TSIRANG	29.129	36.030	-6.901
405.02	BETENI GEWOG, TSIRANG	0.276	2.049	-1.774
405.03	DUNGLAGANG GEWOG, TSIRANG	0.786	0.583	0.203
405.04	BARSHONG GEWOG, TSIRANG	1.172	1.782	-0.610
405.05	GOSELING GEWOG, TSIRANG	0.821	1.090	-0.269

AU CODE	ADMINISTRATIVE UNIT	RECOVERIES	PAYMENTS	NET
		(Nu. in million)		
405.06	RANGTHANGLING GEWOG, TSIRANG	0.470	0.347	0.124
405.07	KILKHORTHANG GEWOG, TSIRANG	0.864	1.138	-0.273
405.08	MENDELGANG GEWOG, TSIRANG	1.163	2.303	-1.140
405.09	PATALEY GEWOG, TSIRANG	0.179	0.548	-0.369
405.10	PHUENTENCHHU GEWOG, TSIRANG	1.967	1.639	0.328
405.11	SHEMJONG GEWOG, TSIRANG	0.730	1.021	-0.291
405.12	TSHOLINGKCHAR GEWOG, TSIRANG	1.432	1.030	0.403
405.13	TSIRANGTEOD GEWOG, TSIRANG	0.464	0.349	0.116
406.01	DZONGKHAG ADMINISTRATION, DAGANA	78.306	83.029	-4.723
406.02	DORONA GEWOG, DAGANA	1.431	12.540	-11.109
406.03	DUJEYGANG GEWOG, DAGANA	0.864	1.195	-0.330
406.04	GESARLING GEWOG, DAGANA	0.401	0.252	0.149
406.05	GOSHI GEWOG, DAGANA	0.943	0.625	0.318
406.06	KANA GEWOG, DAGANA	4.233	5.749	-1.516
406.07	KHEBISA GEWOG, DAGANA	0.415	0.143	0.272
406.08	LAJAB GEWOG, DAGANA	0.334	0.333	0.001
406.09	TRASHIDING GEWOG, DAGANA	0.268	0.490	-0.221
406.10	TSENDAGANG GEWOG, DAGANA	1.870	1.587	0.283
406.11	TSANGKHA GEWOG, DAGANA	1.665	1.961	-0.296
406.12	TSEZA GEWOG, DAGANA	1.212	1.099	0.112
406.13	KARMALING (DEORALI) GEWOG, DAGANA	0.640	0.340	0.300
406.14	LHAMOIZINGKHA GEWOG, DAGANA	0.442	0.224	0.218
406.15	NICHULA GEWOG, DAGANA	0.369	0.138	0.232
407.01	DZONGKHAG ADMINISTRATION, PUNAKHA	75.063	78.715	-3.651
407.02	CHHUBU GEWOG, PUNAKHA	1.280	1.135	0.145
407.03	GOENSHARI GEWOG, PUNAKHA	0.938	0.750	0.188
407.04	GUMA GEWOG, PUNAKHA	0.844	0.677	0.167
407.05	KABJISA GEWOG, PUNAKHA	1.094	1.346	-0.252
407.06	LIMGBUKHA GEWOG, PUNAKHA	0.767	0.632	0.135
407.07	SHENGANA GEWOG, PUNAKHA	1.620	1.707	-0.087
407.08	TALO GEWOG, PUNAKHA	1.064	1.064	0.000
407.09	TEOWANG GEWOG, PUNAKHA	0.110	0.110	0.000
407.10	DZOMA GEWOG, PUNAKHA	0.168	0.100	0.068
407.11	BAAP GEWOG, PUNAKHA	0.907	1.140	-0.233
407.12	TOEBESA GEWOG, PUNAKHA	0.793	0.984	-0.191
408.01	DZONGKHAG ADMINISTRATION, WANGDUE PHODRANG	51.738	68.606	-16.868

AU CODE	ADMINISTRATIVE UNIT	RECOVERIES	PAYMENTS	NET
		(Nu. in million)		
408.02	BJENA GEWOG, WANGDUE PHODRANG	0.350	0.350	0.000
408.03	DANGCHHU GEWOG, WANGDUE PHODRANG	0.410	1.133	-0.723
408.04	DAGA GEWOG, WANGDUE PHODRANG	0.602	0.447	0.155
408.05	GANGTEOD GEWOG, WANGDUE PHODRANG	1.216	1.148	0.068
408.06	GASETSHOGONGM GEWOG, WANGDUE PHODRANG	0.971	0.923	0.048
408.07	GASETSHOWOGM GEWOG, WANGDUE PHODRANG	2.190	2.297	-0.107
408.08	KAZHI GEWOG, WANGDUE PHODRANG	1.804	1.137	0.667
408.09	NAHI GEWOG, WANGDUE PHODRANG	0.488	0.358	0.130
408.10	NYISHO GEWOG, WANGDUE PHODRANG	1.641	1.298	0.344
408.11	PHANGYUEL GEWOG, WANGDUE PHODRANG	0.590	0.359	0.232
408.12	PHOBI GEWOG, WANGDUE PHODRANG	0.916	1.564	-0.648
408.13	RUBESA GEWOG, WANGDUE PHODRANG	0.857	1.335	-0.478
408.14	SEPHU GEWOG, WANGDUE PHODRANG	0.622	0.881	-0.259
408.15	ATHANG GEWOG, WANGDUE PHODRANG	1.333	1.347	-0.014
408.16	THEDTSHO GEWOG, WANGDUE PHODRANG	2.041	1.966	0.075
409.01	DZONGKHAG ADMINISTRATION, BUMTHANG	68.330	49.092	19.238
409.02	CHHOEKHOR GEWOG, BUMTHANG	2.100	2.137	-0.037
409.03	CHHUMEY GEWOG, BUMTHANG	2.182	2.433	-0.251
409.04	TANG GEWOG, BUMTHANG	14.180	0.649	13.531
409.05	URA GEWOG, BUMTHANG	3.107	3.010	0.097
410.01	DZONGKHAG ADMINISTRATION, SARPANG	49.302	60.095	-10.792
410.02	SAMTEYLING GEWOG, SARPANG	1.534	1.018	0.516
410.03	CHUZARGANG GEWOG, SARPANG	1.502	1.179	0.323
410.04	DEKIDLNG GEWOG, SARPANG	1.472	1.060	0.412
410.05	DOBAN GEWOG, SARPANG	12.499	12.423	0.076
410.06	TAREYTHANG GEWOG, SARPANG	1.265	0.523	0.742
410.07	GELEGPBU GEWOG, SARPANG	0.938	0.569	0.369
410.08	HILAY GEWOG, SARPANG	1.245	2.449	-1.204
410.09	JIGMEDCHHEOLING GEWOG, SARPANG	2.076	2.047	0.028
410.10	UMLING GEWOG, SARPANG	1.118	0.865	0.253
410.11	SINGYE GEWOG, SARPANG	2.240	1.559	0.682
410.12	SHOMPANGKHA GEWOG, SARPANG	1.061	1.012	0.049
410.13	SERSHONG GEWOG, SARPANG	2.835	2.997	-0.162
411.01	DZONGKHAG ADMINISTRATION, ZHEMGANG	79.781	95.587	-15.806
411.02	BARDO GEWOG, ZHEMGANG	53.842	36.362	17.480
411.03	BJOKA GEWOG, ZHEMGANG	3.511	5.257	-1.746
411.04	NANGKOR GEWOG, ZHEMGANG	2.178	1.321	0.857
411.05	NGANGLA GEWOG, ZHEMGANG	4.929	3.375	1.555
411.06	PHANGKHAR GEWOG, ZHEMGANG	2.789	3.974	-1.185
411.07	SHINGKHAR GEWOG, ZHEMGANG	5.072	3.383	1.690
411.08	TONG GEWOG, ZHEMGANG	0.634	0.610	0.024
411.09	GOSHING GEWOG, ZHEMGANG	10.022	9.783	0.238

AU CODE	ADMINISTRATIVE UNIT	RECOVERIES	PAYMENTS	NET
		(Nu. in million)		
412.01	DZONGKHAG ADMINISTRATION, TONGSA	49.059	80.195	-31.137
412.02	DAGTENG GEWOG, TONGSA	2.433	2.530	-0.097
412.03	KORPHU GEWOG, TONGSA	18.817	1.693	17.124
412.04	LANGTHEL GEWOG, TONGSA	4.187	3.134	1.053
412.05	NUBI GEWOG, TONGSA	1.925	2.599	-0.675
412.06	TANGSIBJI GEWOG, TONGSA	3.451	3.137	0.315
413.01	DZONGKHAG ADMINISTRATION, LHUENTSE	91.132	108.451	-17.319
413.02	GANGZUR GEWOG, LHUENTSE	2.883	4.144	-1.261
413.03	JAREY GEWOG, LHUENTSE	0.489	5.825	-5.335
413.04	KHOMA GEWOG, LHUENTSE	1.864	1.629	0.235
413.05	KURTEOD GEWOG, LHUENTSE	1.069	2.912	-1.844
413.06	MINJAY GEWOG, LHUENTSE	1.552	0.908	0.644
413.07	MENBI GEWOG, LHUENTSE	0.422	0.173	0.249
413.08	METSHO GEWOG, LHUENTSE	1.279	4.693	-3.413
413.09	TSENKHAR GEWOG, LHUENTSE	0.283	0.637	-0.354
414.01	DZONGKHAG ADMINISTRATION, MONGAR	113.453	131.519	-18.067
414.02	BALAM GEWOG, MONGAR	1.075	1.053	0.022
414.03	CHHALI GEWOG, MONGAR	1.294	1.262	0.032
414.04	CHASKHAR GEWOG, MONGAR	0.060	0.093	-0.033
414.05	DAMETSE GEWOG, MONGAR	1.120	1.009	0.111
414.06	DAYPUNG GEWOG, MONGAR	0.670	0.905	-0.235
414.07	GONGDUE GEWOG, MONGAR	9.153	3.486	5.667
414.08	JURMEY GEWOG, MONGAR	2.155	7.125	-4.970
414.09	KENKCHAR GEWOG, MONGAR	0.276	0.320	-0.044
414.10	MONGAR GEWOG, MONGAR	0.415	0.660	-0.245
414.11	NGATSHANG GEWOG, MONGAR	0.305	0.410	-0.105
414.12	SALENG GEWOG, MONGAR	1.629	2.097	-0.467
414.13	SHERIMUHUNG GEWOG, MONGAR	0.675	0.641	0.034
414.14	SILAMBI GEWOG, MONGAR	1.823	2.064	-0.241
414.15	THANGRONG GEWOG, MONGAR	1.685	1.676	0.009
414.16	TSAKALING GEWOG, MONGAR	1.055	1.661	-0.606
414.17	TSAMANG GEWOG, MONGAR	1.057	1.363	-0.306
414.18	NARANG GEWOG, MONGAR	1.147	1.182	-0.035
415.01	DZONGKHAG ADMINISTRATION, PEMA GATSHEL	213.805	207.358	6.447
415.02	CHONGSHING GEWOG, PEMA GATSHEL	0.449	1.671	-1.222
415.03	CHHIMUNG GEWOG, PEMA GATSHEL	1.193	1.937	-0.744
415.04	DUNGMIN GEWOG, PEMA GATSHEL	1.156	2.517	-1.361
415.05	KHAR GEWOG, PEMA GATSHEL	1.368	1.974	-0.606
415.06	SHUMAR GEWOG, PEMA GATSHEL	0.652	0.668	-0.016
415.07	YURUNG GEWOG, PEMA GATSHEL	1.763	0.540	1.223
415.08	ZOBEL GEWOG, PEMA GATSHEL	1.367	2.040	-0.673
415.09	DECHHENLING GEWOG, PEMA GATSHEL	1.425	3.804	-2.379

AU CODE	ADMINISTRATIVE UNIT	RECOVERIES	PAYMENTS	NET
		(Nu. in million)		
415.10	NORBUGANG GEWOG, PEMA GATSHEL	1.968	2.841	-0.874
415.11	NANONG GEWOG, PEMA GATSHEL	1.591	1.546	0.045
415.12	CHOEKHORLING GEWOG, PEMA GATSHEL	4.340	7.348	-3.008
416.01	DZONGKHAG ADMINISTRATION, SAMDRUP JONGKHAR	166.393	169.370	-2.976
416.02	PHUENTSHOTHANG GEWOG, SAMDUP JONGKHAR	1.641	1.683	-0.043
416.03	PEMATHANG GEWOG, SAMDUP JONGKHAR	0.728	0.906	-0.178
416.04	GOMDAR GEWOG, SAMDUP JONGKHAR	2.511	2.380	0.131
416.05	WANGPHU GEWOG, SAMDUP JONGKHAR	1.306	5.690	-4.384
416.06	LANGCHENPHU GEWOG, SAMDUP JONGKHAR	3.495	4.160	-0.665
416.07	LAURI GEWOG, SAMDUP JONGKHAR	36.955	37.160	-0.206
416.08	MARTSHALA GEWOG, SAMDUP JONGKHAR	0.441	0.606	-0.165
416.09	DEWATHANG GEWOG, SAMDUP JONGKHAR	1.753	3.438	-1.686
416.10	ORONG GEWOG, SAMDUP JONGKHAR	3.915	3.845	0.070
416.11	SAMRANG GEWOG, SAMDUP JONGKHAR	1.715	1.249	0.465
416.12	SERTHI GEWOG, SAMDUP JONGKHAR	2.653	1.754	0.900
417.01	DZONGKHAG ADMINISTRATION, TASHIGANG	66.647	87.084	-20.437
417.02	BARTSHAM GEWOG, TASHIGANG	1.050	1.050	0.000
417.03	BIDUNG GEWOG, TASHIGANG	0.330	2.037	-1.707
417.04	KANGLUNG GEWOG, TASHIGANG	0.340	0.305	0.035
417.05	KANGPARA GEWOG, TASHIGANG	1.490	1.582	-0.093
417.06	KHALING GEWOG, TASHIGANG	2.016	2.298	-0.282
417.07	LUMANG GEWOG, TASHIGANG	1.635	2.024	-0.389
417.08	MERAG GEWOG, TASHIGANG	0.778	0.745	0.033
417.09	YANGNYER GEWOG, TASHIGANG	0.437	0.441	-0.005
417.10	PHONGMEY GEWOG, TASHIGANG	0.853	0.825	0.028
417.11	RADI GEWOG, TASHIGANG	0.250	0.250	0.000
417.12	SAGTENG GEWOG, TASHIGANG	1.231	4.215	-2.985
417.13	SAMKHAR GEWOG, TASHIGANG	2.030	2.030	0.000
417.14	SHONGPHU GEWOG, TASHIGANG	0.164	0.164	0.000
417.15	THIMSHING GEWOG, TASHIGANG	0.715	2.225	-1.510
417.16	UDZORONG GEWOG, TASHIGANG	2.010	2.010	0.000
418.01	DZONGKHAG ADMINISTRATION, THIMPHU	80.999	82.989	-1.990
418.02	SOE GEWOG, THIMPHU	1.127	3.077	-1.950
418.03	CHANG GEWOG, THIMPHU	1.687	1.583	0.104
418.04	DAGALA GEWOG, THIMPHU	0.776	0.577	0.200
418.05	GANYEY GEWOG, THIMPHU	1.136	0.988	0.148
418.06	KAWANG GEWOG, THIMPHU	1.401	1.023	0.377
418.07	LINGZHI GEWOG, THIMPHU	1.811	1.637	0.173
418.08	MEWANG GEWOG, THIMPHU	1.126	3.652	-2.526
418.09	NARO GEWOG, THIMPHU	2.212	1.859	0.354
419.01	DZONGKHAG ADMINISTRATION, GASA	34.753	28.379	6.375

AU CODE	ADMINISTRATIVE UNIT	RECOVERIES	PAYMENTS	NET
		(Nu. in million)		
419.02	GEONKHAMED GEWOG, GASA	1.336	2.527	-1.190
419.03	GEONKHATEOD GEWOG, GASA	1.493	1.064	0.429
419.04	LAYA GEWOG, GASA	3.209	1.868	1.342
419.05	LUNANA GEWOG, GASA	2.958	1.823	1.135
420.01	DZONGKHAG ADMINISTRATION, TASHI YANGTSE	98.515	82.019	16.496
420.02	BUMDELING GEWOG, TASHI YANGTSE	2.977	3.068	-0.091
420.03	JAMKHAR GEWOG, TASHI YANGTSE	1.419	1.070	0.348
420.04	KHAMDANG GEWOG, TASHI YANGTSE	0.453	0.425	0.027
420.05	RAMJER GEWOG, TASHI YANGTSE	1.376	1.133	0.243
420.06	TEODTSHO GEWOG, TASHI YANGTSE	1.516	1.304	0.213
420.07	TONGMIZHANGTSHA GEWOG, TASHI YANGTSE	4.099	1.507	2.592
420.08	YALANG GEWOG, TASHI YANGTSE	1.730	1.730	0.000
420.09	YANGTSE GEWOG, TASHI YANGTSE	0.629	0.452	0.177
	TOTAL	8156.632	8400.549	-243.918
	GRAND TOTAL	8408.341	8653.261	-244.920

Schedule 12: Schedule of Government Current Deposits Account

Geog

Nu. in million

Sl. No.	Account No.	Operating Agency	Bank Branch	Opening balance	Receipt	Payment	Closing balance
1	20700435068460022	Bhur Geog	Gelephu	0.099	0.036	0.065	0.070
2	20700435068710028	Chuzagang Geog	Gelephu	0.128	0.045	0.036	0.137
3	20700435068580024	Gelephu Geog	Gelephu	0.162	0.040	0.004	0.199
4	20700435068810022	Jigmecholing Geog	Gelephu	0.023	0.098	0.036	0.085
5	20700435068640024	Sershong Geog	Gelephu	0.275	0.039	0.070	0.244
6	20700435068520022	Umling Geog	Gelephu	0.057	0.129	0.085	0.101
7	20300435099920019	Ngangla Geog	Gelephu	0.085	0.235		0.320
8	20300435099930012	Phangkhar Geog	Gelephu	0.043	0.026		0.070
9	20300435099910015	Bjoka Geog	Gelephu	0.107	0.030	0.100	0.037
10	20300435099940016	Goshing Geog	Gelephu	0.000	0.213	0.015	0.199
11	20701464070870029	Naja Geog	Paro	0.031	0.100	0.016	0.115
12	20701464070970024	Horey Geog	Paro	0.007	0.004	0.004	0.007
13	20701464070990021	Shaba Geog	Paro	0.146	0.159	0.038	0.267
14	20701464071050021	Lungni Geog	Paro	0.503	0.131	0.156	0.479
15	20701464070950027	Dogar Geog	Paro	0.061	0.046	0.071	0.037
16	20701464071060025	Tsento Geog	Paro	0.002	0.061	0.047	0.016
17	20701464070960020	Dotey Geog	Paro	0.023	0.025	0.041	0.007
18	20701464070980028	Lango Geog	Paro	0.078	0.016	0.087	0.007
19	20701464071320024	Wangcha Geog	Paro	0.050	0.101	0.131	0.020
20	20701464071220029	Dobshari Geog	Paro	0.001	0.033	0.014	0.019
21	20301567011980017	Dragten Geog	Trongsa	0.125	0.045	0.012	0.158
22	20301567011990010	Korphu Geog	Trongsa	0.205	0.025	0.068	0.162
23	20301567012000012	Langthel Geog	Trongsa	0.001	0.082	0.060	0.023
24	20301567012010016	Nubi Geog	Trongsa	0.139	0.030	0.140	0.029
25	20301567012020019	Tangbi Geog	Trongsa	0.003	0.023		0.027
26	20301975000790012	Gangzoor Geog	Lhuentse	0.106	0.040	0.045	0.101
27	20301975000800014	Jarey Geog	Lhuentse	0.140	-0.124		0.016
28	20301975000810018	Khoma Geog	Lhuentse	0.185	0.035		0.220
29	20301975000820011	Kurtoe Geog	Lhuentse	0.176	0.025		0.201
30	20301975000830015	Minjay Geog	Lhuentse	0.103			0.103
31	20301975222840019	Menbi Geog	Lhuentse	0.385	0.055	0.031	0.409
32	20301975000850012	Metsho Geog	Lhuentse	0.102	0.027		0.129
33	20301975000870019	Tshenkhar Geog	Lhuentse	0.166	0.045		0.211
34	20700330004090015	Bakuli / Phuntshothang Geog	Samdrupjongkhar	0.005	0.045	0.030	0.021

Geog

Nu. in million

Sl. No.	Account No.	Operating Agency	Bank Branch	Opening balance	Receipt	Payment	Closing balance
35	20700330004100017	Dalim /Pemathang Geog	Samdrupjongkhar	0.020	0.027	0.024	0.022
36	20700330004110010	Gomdar Geog	Samdrupjongkhar	0.162	0.033	0.073	0.122
37	20700330004120014	Hastinapur / Langchenphu Geog	Samdrupjongkhar	0.006	0.331	0.331	0.006
38	20700330004130018	Lauri Geog	Samdrupjongkhar	0.035	0.033	0.035	0.034
39	20700330004140011	Martshala Geog	Samdrupjongkhar	0.014	0.050	0.030	0.034
40	20700330004160019	Orong Geog	Samdrupjongkhar	0.033	0.035	0.054	0.014
41	20700330004170012	Samrang Geog	Samdrupjongkhar	0.005	0.031	0.030	0.005
42	20700330004180016	Serthi Geog	Samdrupjongkhar	0.001	0.028	0.020	0.009
43	20700330000520010	Deothang Geog	Samdrupjongkhar	0.013	0.047	0.057	0.004
44	20700330000850015	Wangphu Geog	Samdrupjongkhar	0.025	0.019	0.011	0.032
45	20102985000490013	Dechheling Geog (Samdrupjongkhar Dzongkhag)	Nanglam	0.000	8.525	8.525	0.000
46	20102985000500015	Chokhorling Geog (Samdrupjongkhar Dzongkhag)	Nanglam	0.000	24.019	24.019	0.000
47	20102985000480019	Norbugang Geog	Nanglam	0.000	6.292	6.292	0.000
48	20301669009210016	Bjee Geog	Haa	0.113	0.049	0.045	0.116
49	20301669009220019	Katsho Geog	Haa	0.020	0.107	0.063	0.065
50	20301669009230013	Sombeykha Geog	Haa	0.146	0.019		0.165
51	20301669009240017	Samar Geog	Haa	0.016	0.010		0.026
52	20301669009250010	Uesu Geog	Haa	0.056	0.033	0.073	0.015
53	20301669000470018	Gakiling Geog	Haa	0.000	0.019	0.010	0.009
54	20700951027690019	Phuentsholing Geog	Phuentsholing	0.903	0.096	0.010	0.989
55	20700951028490016	Lhamoizingkha Geog	Phuentsholing	0.046	0.079	0.059	0.066
56	20700951028470019	Lokchina Geog	Phuentsholing	0.350	0.036		0.386
57	20700951028460015	Bhlujora Geog	Phuentsholing	0.742	0.068	0.027	0.782
58	20700951028500018	Nichu la Geog	Phuentsholing	0.032	0.050	0.026	0.056
59	20700951028480012	Deorali Geog	Phuentsholing	0.003	0.138	0.106	0.035
60	20302899000410016	Bumdeling Geog	Trashiyangtse	0.181		0.130	0.051
61	20302899000420019	Yangtse Geog	Trashiyangtse	0.164		0.015	0.149
62	20302899000430013	Jamkhar Geog	Trashiyangtse	0.175	0.034		0.209
63	20302899000440017	Khamdang Geog	Trashiyangtse	0.141	0.046		0.187
64	20302899000450010	Ramjar Geog	Trashiyangtse	0.050	0.018		0.068
65	20302899000470018	Teotsho Geog	Trashiyangtse	0.035	0.015		0.050
66	20302899000480011	Tongshang Geog	Trashiyangtse	0.161		0.005	0.156
67	20302899000490015	Yallang Geog	Trashiyangtse	0.083	0.039		0.123

Geog

Nu. in million

Sl. No.	Account No.	Operating Agency	Bank Branch	Opening balance	Receipt	Payment	Closing balance
68	20301771001370017	Bongo Geog	Gedu	0.237	0.041	0.043	0.235
69	20301771001380010	Darla Geog	Gedu	0.291	0.053	0.013	0.330
70	20300540000770011	Chapcha Geog	Chhukha	0.177	0.020	0.005	0.192
71	20300540000780015	Dungna Geog	Chhukha	0.085	0.027	0.020	0.091
72	20300540000790019	Gayling Geog	Chhukha	0.364	0.003	0.010	0.357
73	20300540000800010	Getena Geog	Chhukha	0.115	0.012		0.127
74	20300540000810014	Jabcho Geog	Chhukha	0.174	0.022	0.007	0.189
75	20300540000820018	Metakha Geog	Chhukha	0.162	0.013		0.175
76	20300848000530012	Betini Geog	Damphu	0.038	0.032	0.026	0.043
77	20300848000540016	Dunglagang Geog	Damphu	0.131	0.027	0.009	0.149
78	20300848000550019	Barshong Geog	Damphu	0.066	0.025	0.022	0.069
79	20300848000560013	Gosaling Geog	Damphu	0.122	0.024	0.046	0.100
80	20300848000570017	Ranthangling Geog	Damphu	0.103	0.235	0.229	0.108
81	20300848000580010	Kikhorthang Geog	Damphu	0.272	0.040		0.312
82	20300848000590014	Mendregang Geog	Damphu	0.166	0.025	0.010	0.181
83	20300848000600016	Patala Geog	Damphu	0.051	0.022	0.002	0.071
84	20300848000610019	Phuentenchu Geog	Damphu	0.039	0.038	0.025	0.052
85	20300848000620013	Shemjong Geog	Damphu	0.169	0.022	0.080	0.111
86	20300848000630017	Tsholingkhar Geog	Damphu	0.250	0.030	0.012	0.268
87	20300848000640010	Tsirang Toe Geog	Damphu	0.049	0.021	0.009	0.061
88	20700642501150017	Bara Geog	Samtse	0.126	0.053	0.082	0.097
89	20700642501160010	Biru Geog	Samtse	0.151	0.063	0.087	0.127
90	20700642501170014	Chargharey Geog	Samtse	0.099	0.083	0.100	0.082
91	20700642501180018	Chengmari Geog	Samtse	0.479	0.040	0.518	0.001
92	20700642501190011	Denchuka Geog	Samtse	0.002	0.038	0.021	0.019
93	20700642501200013	Dorokha Geog	Samtse	0.076	0.067	0.023	0.120
94	20700642501210017	Dumtoe Geog	Samtse	0.007	0.019	0.000	0.026
95	20700642501220010	Ghumuney Geog	Samtse	0.199	0.046	0.047	0.199
96	20700642501230014	Lahareni Geog	Samtse	0.021	0.010	0.023	0.009
97	20700642501240018	Mayona Geog	Samtse	0.019	0.000	0.000	0.019
98	20700642501270019	Nainital Geog	Samtse	0.121	0.086	0.078	0.129
99	20700642501280012	Pagli Geog	Samtse	0.173	0.090	0.132	0.130
100	20700642501290016	Samtse Geog	Samtse	0.076	0.065	0.005	0.136
101	20700642501300018	Sipsoo Geog	Samtse	0.029	0.042	0.060	0.011
102	20700642501310011	Tading Geog	Samtse	0.442	0.070		0.512

Geog

Nu. in million

Sl. No.	Account No.	Operating Agency	Bank Branch	Opening balance	Receipt	Payment	Closing balance
103	20700642501320015	Tendu geog	Samtse	0.181		0.008	0.174
104	20301873019320015	Nangkhor Geog	Zhemgang	0.057	0.043	0.003	0.097
105	20301873019330019	Shingkar Geog	Zhemgang	0.056	0.024	0.025	0.056
106	20301873019340012	Trong Geog	Zhemgang	0.094	0.055	0.072	0.078
107	20301873019310011	Bardo Geog (Zhemgang Dzongkhag)	Zhemgang	0.021	0.041		0.062
108	20701361550060013	Bjena Geog	Wangduephodrang	0.033	0.034	0.040	0.027
109	20701361550540019	Dangchu Geog	Wangduephodrang	0.019	0.050	0.021	0.047
110	20701361550190019	Dakar Geog	Wangduephodrang	0.065	0.405	0.280	0.189
111	20701361550380014	Gangtey Geog	Wangduephodrang	0.106	0.144	0.094	0.157
112	20701361551180010	Gase Tshogom Geog	Wangduephodrang	0.032	0.029	0.018	0.043
113	20701361551190014	Gase Tshowom Geog	Wangduephodrang	0.019	0.014	0.010	0.022
114	20701361550110019	Kashi Geog	Wangduephodrang	0.055	0.117	0.042	0.129
115	20701361535420014	Nahi Geog	Wangduephodrang	0.059	0.050	0.046	0.063
116	20701361550070017	Nisho Geog	Wangduephodrang	0.002	0.031	0.032	0.001
117	20701361550690011	Phangyul Geog	Wangduephodrang	0.003	0.025	0.025	0.004
118	20701361550550012	Phobjee Geog	Wangduephodrang	0.175	0.026	0.117	0.084
119	20701361550120013	Roepa Geog	Wangduephodrang	0.013	0.041	0.046	0.008
120	20701361550080010	Sephu Geog	Wangduephodrang	0.389	0.697	0.539	0.547
121	20701361550200010	Athang Geog	Wangduephodrang	0.014	0.054	0.068	0.000
122	20701361562820016	Theedtsho Geog	Wangduephodrang	0.003	0.020	0.015	0.009
123	20301259000780012	Chhokhor Geog	Bumthang	0.314	0.193	0.500	0.007
124	20301259000790016	Chumey Geog	Bumthang	0.107	0.049	0.021	0.135
125	20301259000800018	Tang Geog	Bumthang	0.008	0.054	0.014	0.047
126	20301259000810011	Ura Geog	Bumthang	0.001	0.084	0.084	0.001
127	20302077042620018	Chhubu Geog	Punakha	0.011	0.187	0.072	0.127
128	20302077042630011	Goenshari Geog	Punakha	0.015	0.010	0.004	0.021
129	20302077042640015	Guma Geog	Punakha	0.154	0.016		0.170
130	20302077042650019	Kabji Geog	Punakha	0.048	0.035	0.029	0.054
131	20302077042660012	Limbu Geog	Punakha	0.008	0.029	0.010	0.027
132	20302077042670016	Shengana Geog	Punakha	0.037	0.068	0.045	0.059
133	20302077042680019	Talo Geog	Punakha	0.029	0.023	0.042	0.009
134	20302077042690013	Toewong Geog	Punakha	0.015	0.092	0.046	0.061
135	20302077042700015	Zomi Geog	Punakha	0.031	0.046	0.030	0.047
136	20302077042710019	Goen Khamey Geog	Punakha	0.230	0.076		0.307

Geog

Nu. in million

Sl. No.	Account No.	Operating Agency	Bank Branch	Opening balance	Receipt	Payment	Closing balance
137	20302077042720012	Goen Khatoe Geog	Punakha	0.042	0.000		0.042
138	20302077042730016	Laya Geog	Punakha	0.098	0.290	0.055	0.333
139	2030277042740019	Lunana Geog	Punakha	0.043			0.043
140	20302077043620013	Barp Geog	Punakha	0.225	0.027	0.014	0.238
141	20302077043750019	Teop Geog	Punakha	0.146	0.345	0.233	0.257
142	20300745000290019	Bartsham Geog	Trashigang	0.021	0.039	0.005	0.055
143	20300745000300011	Bidung Geog	Trashigang	0.177	0.078	0.071	0.184
144	20300745000310015	Kanglung Geog	Trashigang	0.088	0.180	0.138	0.130
145	20300745000320019	Kangpara Geog	Trashigang	0.085	0.042	0.015	0.113
146	20300745000330012	Khaling Geog	Trashigang	0.155	0.037	0.021	0.171
147	20300745000340016	Lumang Geog	Trashigang	0.071	0.036	0.014	0.093
148	20300745000350019	Merak Geog	Trashigang	0.097	0.027	0.100	0.024
149	20300745000360013	Phongmey Geog	Trashigang	0.006	0.123	0.060	0.069
150	20300745000370017	Radhi Geog	Trashigang	0.092	0.005	0.035	0.061
151	20300745000380010	Sakteng Geog	Trashigang	0.093	0.030	0.096	0.028
152	20300745000390014	Samkhar Geog	Trashigang	0.002	0.121	0.122	0.001
153	20300745000400016	Shongphu Geog	Trashigang	0.002	0.074	0.063	0.013
154	20300745000410019	Uzorong Geog	Trashigang	0.011	0.031	0.022	0.021
155	20300745000470011	Thrimshing Geog	Trashigang	0.231	0.082	0.110	0.203
156	20300745000480015	Yangneer Geog	Trashigang	0.025		0.023	0.002
157	20302391003710029	Dekiling Geog	Sarpang	0.165	0.040	0.204	0.001
158	20302391019730029	Dovan Geog	Sarpang				0.000
159	20302391019740023	Hilley Geog/ Gakiling	Sarpang	0.362	0.047	0.025	0.383
160	20302391019750027	Sarpang Taar Geog	Sarpang	0.029	0.022		0.050
161	20302391019760020	Singhi Geog	Sarpang	0.108	0.010		0.118
162	20702391020320025	Tareything Geog	Sarpang	0.030	0.033	0.029	0.034
163	20302493000660019	Trashiding Geog	Dagana	0.006	0.027	0.029	0.004
164	20302493000690019	Tseza Geog	Dagana	0.027		0.006	0.021
165	20302493000680016	Tshangkha Geog	Dagana	0.055		0.040	0.015
166	20302493000670012	Tshendagang Geog	Dagana	0.022	0.072	0.052	0.042
167	20302493000650015	Lajab Geog	Dagana	0.043	0.000		0.043
168	20302493000640011	Khebisa Geog	Dagana	0.004	0.022	0.011	0.015
169	20302493000630018	Kana Geog	Dagana	0.002	0.087	0.088	0.001
170	20302493000620014	Goshi Geog	Dagana	0.081	0.021	0.033	0.070
171	20302493000610010	Gesarling Geog	Dagana	0.003			0.003

Geog

Nu. in million

Sl. No.	Account No.	Operating Agency	Bank Branch	Opening balance	Receipt	Payment	Closing balance
172	20302493000600017	Drujeygang Geog	Dagana	0.005	0.035	0.039	0.001
173	20302493000590015	Dorona Geog	Dagana	0.002	0.024	0.010	0.016
174	20302179000360010	Chongshing Geog	Pemagatshel	0.014	0.024	0.009	0.030
175	20302179000370014	Chimong Geog	Pemagatshel	0.013	0.064	0.060	0.017
176	20302179000380018	Dungmin Geog	Pemagatshel	0.102	0.049	0.047	0.104
177	20302179000390011	Khar Geog	Pemagatshel	0.014	0.039	0.015	0.038
178	20302179000400013	Shumar Geog	Pemagatshel	0.187	0.062	0.062	0.187
179	20302179000410017	Yurung Geog	Pemagatshel	0.013	0.049	0.030	0.031
180	20302179000420010	Zobei Geog	Pemagatshel	0.040	0.047	0.041	0.046
181	20302179000110013	Nanong Geog	Pemagatshel	0.017	0.095	0.051	0.061
182	20300220351340011	Soe Geog	Thimphu	0.171	0.078	0.000	0.249
183	20300220351370012	Naro Geog	Thimphu	0.139	0.510	0.444	0.205
184	20300220351410015	Geney Geog	Thimphu	0.058	0.015	0.009	0.064
185	20300220351420019	Chang geog	Thimphu	0.001	0.010	0.006	0.005
186	20300220351430012	Mewang Geog	Thimphu	0.291	0.050	0.044	0.297
187	20300220351440016	Kawang Geog	Thimphu	0.572	0.053	0.063	0.562
188	20300220351450019	Dagala Geog	Thimphu	0.042	0.000	0.040	0.002
189	20300220351460013	Lingzhi Geog	Thimphu	0.190	0.227	0.009	0.408
190	20301155001170018	Balam Geog	Mongar	0.023	0.020	0.023	0.021
191	20301155001180011	Chali Geog	Mongar	0.140	0.032	0.075	0.097
192	20301155001190015	Chaskar Geog	Mongar	0.158	0.203	0.235	0.127
193	20301155001200017	Drametse Geog	Mongar	0.014	0.144	0.148	0.010
194	20301155001210010	Drepong Geog	Mongar	0.012	0.022	0.019	0.014
195	20301155001220014	Gongdue Geog	Mongar	0.007	0.061	0.057	0.011
196	20301155001230018	Jurmey Geog	Mongar	0.168	0.030	0.014	0.184
197	20301155001240011	Kengkhar Geog	Mongar	0.101	0.039	0.006	0.134
198	20301155001250015	Monggar Geog	Mongar	0.002	0.050	0.038	0.014
199	20301155001260019	Ngatshang Geog	Mongar	0.033	0.033	0.041	0.024
200	20301155001270012	Saling Geog	Mongar	0.009	0.126	0.133	0.002
201	20301155001280016	Sherimung Geog	Mongar	0.001	0.179	0.109	0.070
202	20301155001290019	Silambi Geog	Mongar	0.014	0.034	0.013	0.035
203	20301155001300011	Thangrong Geog	Mongar	0.049	0.025		0.074
204	20301155001310015	Tsakaling Geog	Mongar	0.125	0.055	0.075	0.104
205	20301155001320019	Tsamang Geog	Mongar	0.032	0.027	0.044	0.015
	Total Geog			20.343	51.070	49.332	22.081

Geog

Nu. in million

Sl. No.	Account No.	Operating Agency	Bank Branch	Opening balance	Receipt	Payment	Closing balance
---------	-------------	------------------	-------------	-----------------	---------	---------	-----------------

Judiciary

Sl. No.	Account No.	Operating Agency	Bank Branch	Opening balance	Receipt	Payment	Closing balance
1	20302493000530013	District Court	Dagana	0.001			0.001
2	20700435069010021	Royal Court of Justice	Gelephu	0.454	0.814	0.785	0.482
3	20301975000160014	District Court	Lhuentse	0.006	0.033	0.012	0.027
4	20700330003880012	Samjong Thrimki Duensa (District Court)	Samdrupjongkhar	0.107	1.769	1.763	0.113
5	20301669009160019	District Court	Haa	0.001			0.001
6	20300110011840104	Dungkhag Court	Phuentsholing	1.829	3.734	5.456	0.107
7	20302899000900015	District Court	Trashiyangtse	0.001			0.001
8	20300848000170019	District Court (escrow money)	Damphu	0.109	1.087	1.121	0.075
9	20700642500330013	District Court	Samtse	0.140	0.432	0.321	0.251
10	20301873019020011	District Court	Zhemgang	0.093	0.316	0.406	0.003
11	20701361551570015	District Court	Wangduephodrang	0.074	0.313	0.362	0.024
12	20301259000590017	District Court	Bumthang	0.032	0.107	0.013	0.127
13	20302077042230013	District Court	Punakha	0.004	0.045	0.045	0.004
14	20300745002240012	District Court	Trashigang				0.000
15	20302391004950029	District Court	Sarpang	0.004	0.584	0.481	0.107
16	20300220290710014	High Court	Thimphu	2.050	3.876	0.440	5.486
17	20300220291100019	District Court	Thimphu	2.779	25.398	9.441	18.736
18	20700220569150014	Supreme Court	Thimphu	1.420	2.475	2.285	1.611
	Total Judiciary			9.106	40.981	22.930	27.157

Municipal

Sl. No.	Account No.	Operating Agency	Bank Branch	Opening balance	Receipt	Payment	Closing balance
1	20300435110720019	Gelephu Thromdey (Revenue)	Gelephu	19.227	29.690	40.772	8.146
2	20300435110720020	Gelephu Thromdey	Gelephu	46.879	103.196	149.233	0.842
3	20701464071090026	Municipal Corporation	Paro	1.943	1.338	1.370	1.911
4	20301975034170017	Municipal Account	Lhuentse	0.000	0.290	0.025	0.264
5	20400330100570010	Samdrupjongkhar Thromdey	Samdrupjongkhar	20.509	87.855	69.526	38.838
6	20400330100580014	Samdrupjongkhar Thromdey	Samdrupjongkhar	8.256	7.020	0.523	14.753
7	20700110019530107	City Corporation	Phuentsholing	75.545	98.014	70.168	103.391
8	20700110019330108	P/ling City Corporation	Phuentsholing	43.663	54.748	58.995	39.416
9	20300848001220010	Damphu Municipal Corporation	Damphu	0.836	0.379		1.215

Geog

Nu. in million

Sl. No.	Account No.	Operating Agency	Bank Branch	Opening balance	Receipt	Payment	Closing balance
10	20700642503270019	Samtse Municipal Account	Samtse	12.982	6.212	1.521	17.673
11	20301259003090010	Municipal	Bumthang	0.047	0.577	0.463	0.161
12	20702077071290016	Municipal Account	Punakha	0.641	0.650	0.641	0.650
13	20300745001560018	Dzongkhag Municipal	Trashigang	2.213	0.780	1.695	1.299
14	20400220351350014	City Corporation	Thimphu	6.196	261.906	263.302	4.799
15	20301155003100013	Mongar Municipal Corporation	Mongar	0.118	0.699	0.204	0.613
	Total Municipal			239.055	653.353	658.439	233.970

Others

Sl. No.	Account No.	Operating Agency	Bank Branch	Opening balance	Receipt	Payment	Closing balance
1	20300745000610019	Urban Dev. Project	Trashigang	0.375	0.229	0.306	0.298
2	20301873019410016	Urban Dev- Zhemgang	Zhemgang	2.213	0.160		2.372
3	20301873019440017	Urban Dev- Tingtibi	Zhemgang	0.532	0.053		0.584
4	20701361551730019	Urban Dev. Project	Wangduephodrang	0.774	2.658	2.602	0.829
5	20700435068350024	RRCO	Gelephu	5.068	61.613	62.987	3.694
6	20700435068590028	BAFRA	Gelephu	0.000	0.213	0.182	0.031
7	20401464071270042	KR-II-A/C	Paro	1.976	7.222	2.000	7.198
8	20701464071760027	RRCO	Paro	1.676	8.431	8.624	1.483
9	20701464071260024	AMC KR-II 2007	Paro	18.392			18.392
10	20301464138480010	Paro college of Education	Paro	9.122	82.631	63.857	27.895
11	20301464087530034	National Museum	Paro	0.601	0.381	0.407	0.575
12	20301464129210011	KR - II 2008 Grant	Paro	37.884			37.884
13	20301464071270054	Japanese Non - Project Grant AID - 2008, AMC	Paro	42.914			42.914
14	20701464158740016	Japanese Non Project Grant Aid- FY 2011 (JNPGA - 2011)	Paro	15.730	24.957		40.687
15	20701464158810019	KR II 2010	Paro	15.130	10.782		25.911
16	20301464179780017	KR II Grant 2012	Paro				0.000
17	20301464131950014	BAFRA Office	Paro	0.000	0.156	0.148	0.008
18	20301464169170019	Open Air Prisoner Wages(RBP)	Paro	0.000	0.655	0.067	0.588
19	20701567049580019	Ta Dzong Museum	Trongsa				0.000
20	20701567083820018	Taktse HSS	Trongsa				
21	20301975000110016	BAFRA	Lhuentse	0.006	0.056	0.054	0.007
22	20700330004190019	RRCO	Samdrupjongkhar	2.009	8.199	8.787	1.420
23	20700330004290014	Audit Recoveries	Samdrupjongkhar	0.001	6.129	5.944	0.186
24	20302697031180014	Jigme Namgyal Polytechnic	Dewathang	15.700	61.966	55.115	22.552

Geog

Nu. in million

Sl. No.	Account No.	Operating Agency	Bank Branch	Opening balance	Receipt	Payment	Closing balance
25	20301669000130019	BAFRA (Imprest)	Haa	0.001	0.214	0.202	0.013
26	20301669000150017	Dzongkhag Account	Haa	0.115			0.115
27	20301669000440017	Dzongkhag Admn.	Haa	0.580	2.109	1.253	1.436
28		Tshapel LSS	Haa				
29	20700110013660109	Revenue & Customs	Phuentsholing	97.484	322.573	365.416	54.641
30	20700110014520106	DOR, Field Division	Phuentsholing	0.210	0.096	0.156	0.150
31	20300110216100012	College of Science & Technology	Phuentsholing	17.155	63.226	65.533	14.849
32	20302899000400012	Bumdeling River Bank Protection	Trashiyangtse	0.003			0.003
33	20302899000910019	Urban Dev. Project (T/Yangtse)	Trashiyangtse	1.246	0.122		1.368
34	20302899000920012	Urban Dev. Project (Duksum town)	Trashiyangtse	0.136		0.024	0.112
35		Baylling HSS	Trashiyangtse				0.000
36	20301771059500014	Gaeddu College of Business Studies	Gedu	1.325			1.381
37	20700540000950019	Moenjong Choeten Tshogpa	Chhukha	0.548	1.374	1.707	0.215
38	20300540001230019	BAFRA	Chhukha	0.005	0.067	0.061	0.010
39	20300848000520019	MSTF, Tsirang	Damphu				0.000
40	20300848000670011	RAA, Tsirang	Damphu				
41	20300848000960011	Dratshang	Damphu	0.692	7.824	7.494	1.023
42	20300848062250017	Waste Management Fund	Damphu		0.010		0.010
43	20700642501250011	RRCO	Samtse	0.071	11.183	9.843	1.411
44	20700642502230019	BAFRA	Samtse	0.013	0.147	0.152	0.008
45	20700642593350017	Samtse College of Education	Samtse	10.616	73.056	69.943	13.729
46	20701361535300012	BAFRA	Wangduephodrang	0.006	0.086	0.081	0.012
47	20301361550040031	College of Natural Resources	Wangduephodrang	1.568	40.295	36.228	5.634
48	20301259000600019	NH&BSCBP	Bumthang	0.012	0.177	0.109	0.080
49	20301259000610012	NFFDP	Bumthang	0.060	0.251	0.105	0.206
50	20301259000620016	NFFDP	Bumthang	5.723	5.671	7.946	3.448
51	20301259000760015	Dzongkhag Agr. Sector	Bumthang	0.215	1.720	1.168	0.767
52	20301259000840012	Royal Audit Authority	Bumthang	0.999	22.488	17.648	5.839
53	20301259000870013	Chhokhor Livestock Dev.	Bumthang	0.002	0.673	0.646	0.029
54	20301259001810017	BAFARA	Bumthang	0.001	0.150	0.140	0.010
55	20301259002550013	RRCO	Bumthang	1.075	3.967	4.867	0.175
56	20301259002950011	VTI	Bumthang	0.162	0.077	0.191	0.047
57	20301259003180011	J..S.W.S Fund	Bumthang	0.388	7.961	7.839	0.511
58	20302077042260014	Nyenzergang Lhakhang	Punakha	0.003			0.003

Geog

Nu. in million

Sl. No.	Account No.	Operating Agency	Bank Branch	Opening balance	Receipt	Payment	Closing balance
59	20302077042490014	Promoting Comm. Management Ecotourism	Punakha	0.002			0.002
60	20302077042780014	Gasa Tshachhu Welfare Fund	Punakha	0.001			0.001
61		Punakha HSS	Punakha				
62	20300745084770017	Sherubtse college	Trashigang	3.018	106.836	93.023	16.831
63	20302391019770024	Sarpang Dzongkhag MSTF	Sarpang	0.268	0.051	0.041	0.279
64	20300220290830016	Audit Recoveries Account	Thimphu	16.955	123.579	113.433	27.101
65	20300220293150018	Royal Dance Academy	Thimphu	0.289	0.223	0.285	0.227
66	20300220295590011	Football Federation Account	Thimphu	12.318	29.410	38.667	3.060
67	20300220295890015	Department of Revenue and Customs	Thimphu	0.040	414.578	406.097	8.521
68	20300220483770010	University Development Fund A/c (RUB)	Thimphu	23.957	570.561	577.888	16.631
69	20300220351870015	International Potato Programme	Thimphu				
70	20700220263080010	National Land Commission Secretariat	Thimphu	5.270	6.064	5.772	5.561
71	20700220260500018	Office of the Attorney General	Thimphu	0.001	0.000	0.000	0.001
72	20300220512480014	Bhutan Access & Benefit Sharing Fund (MoA)	Thimphu	1.726	1.115	0.166	2.675
73	20300220578540017	Rajgir Temple Project, Department of Cultural Affairs	Thimphu	2.617			2.617
74	20300220525800019	Escrow Account, Anti-Corruption Commission	Thimphu	1.420	2.475	2.285	1.611
75	20700220556340013	Royal Institute of Health Sciences	Thimphu	5.509	45.954	34.355	17.108
76	20700220556370014	National Institute of Traditional medicine	Thimphu	1.841	20.545	20.134	2.251
77	20700220556380018	Institute of Language and Cultural Studies	Thimphu	4.908	52.201	44.673	12.436
78	20300220616000018	Mini Dairy Plant Wangchutaba, National Livestock Breeding Programme, Yusipang	Thimphu	0.279	0.499	0.649	0.129
79	20300220660300019	Education Endowment Fund	Thimphu	0.000	10.113	10.001	0.113
80	20300220653260012	Accounting & Auditing Standards Board of Bhutan	Thimphu	0.267	0.071		0.338

Geog**Nu. in million**

Sl. No.	Account No.	Operating Agency	Bank Branch	Opening balance	Receipt	Payment	Closing balance
81	20300220722050013	Bhutan Education Endowment Fund	Thimphu	0.000	10.000	9.999	0.001
82	20301155001750018	EODP	Mongar	1.327			
83	20301155002380016	BAFRA	Mongar	0.003	1.446	0.445	1.004
84	20301155002470017	RRCO	Mongar	0.239	6.746	6.230	0.755
85	20703086003340018	Bjishong Middle Secondary School	Gasa				0.000
86	2030115500220621620011	Wangduephodrang Reconstruction Dzong Fund	Thimphu	0.021	0.444	0.040	0.425
87	000127120036	Wangduephodrang Reconstruction Dzong Fund (BDBL : 0036)	Thimphu	77.754	1.536	13.791	65.499
88	20700435069500020	Panbang Dungkhag	Gelephu	0.011			0.011
89	20300220293060017	Sales proceeds PF Books, National Library	Thimphu	2.382	0.572	0.756	2.197
90	20700330000710016	BAFRA-Samdrupjongkhar	Samdrupjongkhar	0.021	0.245	0.264	0.002
91	20300330112920012	BAFRA-Jomotshangkha	Samdrupjongkhar	0.001	0.010	0.010	0.001
92	20300330112930016	BAFRA-Samdrupcholing	Samdrupjongkhar	0.000	0.032	0.027	0.005
93	20300540000130019	Thrimpon- Chukha	Tshimasham	0.000	1.922	1.707	0.215
94	20302899000890013	MSTF- Yangtse	Yangtse	0.165	0.000	0.027	0.138
95	20302899000930016	BAFRA- Yangtse	Yangtse	0.010		0.006	0.004
	Total Others			473.136	2249.236	2190.607	530.493
	Grand Total			741.641	2994.640	2921.309	813.701

Schedule 13: SCHEDULE OF REVENUE COLLECTIONS FOR THE FY 2013-2014					
Sl. No	SOURCE OF REVENUE	Nu. in million			% of Total
		GROSS	REFUND	NET	
A	TAX REVENUE	16,527.473	344.699	16,182.774	69.62
I	Direct Tax	11,268.968	136.926	11,132.042	47.89
1	Corporate Income Tax	6,127.530	0.102	6,127.428	26.36
1.1	DHI	1,614.747		1,614.747	6.95
1.2	DGPCL	2,311.907		2,311.907	9.95
1.3	BFAL	56.795		56.795	0.24
1.4	PCAL	130.000		130.000	0.56
1.5	BOBL	278.143		278.143	1.20
1.6	RICBL	155.860		155.860	0.67
1.7	BNBL	218.339		218.339	0.94
1.8	NRDCL	0.000		0.000	0.00
1.9	BBPL	10.060		10.060	0.04
1.10	FCBL	9.116		9.116	0.04
1.11	AWPL	66.952		66.952	0.29
1.12	STCBL	0.000		0.000	0.00
1.13	BPCL	335.965		335.965	1.45
1.14	BCCL	27.136		27.136	0.12
1.15	Bhutan Telecom	238.302		238.302	1.03
1.16	SD Eastern Bhutan Coal Co. Ltd.	64.789		64.789	0.28
1.17	Kuensel Corporation	0.000		0.000	0.00
1.18	Druk Satair Company Ltd.	60.547		60.547	0.26
1.19	Bhutan Polymers Company Ltd.	0.648		0.648	0.00
1.20	Bhutan Polythene Company Ltd.	0.213		0.213	0.00
1.21	Jigme Industry Pvt. Ltd.	60.171		60.171	0.26
1.22	Jigme Polytex	5.278		5.278	0.02
1.23	Jigme Mining Company	63.564		63.564	0.27
1.24	Singye Group of Companies	0.562		0.562	0.00
1.25	Bhutan Post	5.540		5.540	0.02
1.26	Druk Air	48.097		48.097	0.21
1.27	Eastern Bhutan Ferro Silicon Pvt. Ltd	8.007		8.007	0.03
1.28	TDS on CIT	46.596		46.596	0.20
1.29	Other Corporations	310.196	0.102	310.094	1.33
2	Business Income Tax	1,792.875	8.982	1,783.893	7.67
2.1	Business income tax	422.578	6.026	416.552	1.79
2.2	TDS on BIT	1,314.872	2.956	1,311.916	5.64
2.3	Tourism (withholding tax)	55.425		55.425	0.24
3	Personal Income Tax	1,408.621	127.645	1,280.976	5.51
3.1	PIT	1,408.621	127.645	1,280.976	5.51
4	Other Direct Tax Revenue	1,939.942	0.197	1,939.745	8.34
4.1	Motor vehicle tax	250.009		250.009	1.08

4.2	Business & professional licence	93.719		93.719	0.40
4.3	Airport service tax	51.318		51.318	0.22
4.4	Dzongkhag municipal tax	5.577		5.577	0.02
4.5	Health contribution	157.410		157.410	0.68
4.6	Royalties	1,381.909	0.197	1,381.712	5.94
4.6.1	Forestry products	51.823	0.197	51.626	0.22
4.6.2	Mines & minerals	178.103		178.103	0.77
4.6.3	Tourism	1,047.979		1,047.979	4.51
4.6.4	Hydropower	104.004		104.004	0.45
II	Indirect Tax	5,258.505	207.773	5,050.732	21.73
5	Sales Tax	2,326.918	164.027	2,162.891	9.30
5.1	Sales tax on goods	1,091.076	143.265	947.811	4.08
5.2	Sales tax on petroleum products	322.492	20.726	301.766	1.30
5.3	Sales tax on hotel & restaurant	285.831		285.831	1.23
5.4	Sales tax on cable tv & cinema	19.260		19.260	0.08
5.5	Sales tax on beer, aerated water & alcoholic drinks	608.259	0.036	608.223	2.62
6	Excise Duty	2,556.498	0.028	2,556.470	11.00
6.1	Distillery products	460.826	0.028	460.798	1.98
6.2	Excise duty refund from GOI	2,095.672		2,095.672	9.02
7	Customs Duty	334.185	21.397	312.788	1.35
7.1	Goods	329.862	21.397	308.465	1.33
7.2	Customs service charges	4.323		4.323	0.02
8	Other Indirect Tax Revenue	16.903	0.000	16.903	0.07
8.1	Stamp duty	16.903		16.903	0.07
9	Green Tax	24.001	22.321	1.680	0.01
9.1	Green tax on motor vehicle	24.001	22.321	1.680	0.01
B	NON-TAX REVENUE	7,132.434	70.598	7,061.836	30.38
9	Admns. Fees & charges	360.379	11.164	349.215	1.50
9.1	Judiciary fees & charges	23.594		23.594	0.10
9.2	House rent	44.525	10.805	33.720	0.15
9.3	Hire charges	10.014		10.014	0.04
9.4	Rural life insurance	24.098		24.098	0.10
9.5	Motor vehicle fees & charges	57.933	0.031	57.902	0.25
9.6	Depot surcharge on petroleum products	70.208		70.208	0.30
9.7	Surcharge on passenger	30.791		30.791	0.13
9.8	Rental income from mines	60.517		60.517	0.26
9.9	Other admn. charges & fees	38.699	0.328	38.371	0.17
10	Dividend	3,779.386	0.000	3,779.386	16.26
10.1	DHI companies	1,800.117		1,800.117	7.74
10.2	DGPCL (Tala)	1,969.479		1,969.479	8.47
10.3	Other dividends	9.790		9.790	0.04
11	Revenue from Govt. Depts.	402.587	44.599	357.988	1.54

11.1	Division of Roads	1.153		1.153	0.00
11.3	Municipal Revenue	3.569		3.569	0.02
11.4	Radio Spectrum Management	12.749		12.749	0.05
11.5	Contractor Development Board	2.132		2.132	0.01
11.6	Department of Civil Aviation	26.387		26.387	0.11
11.7	Livestock	29.706		29.706	0.13
11.8	Agriculture	4.210		4.210	0.02
11.9	Forest	27.408		27.408	0.12
11.10	Survey	3.965	44.207	(40.242)	(0.17)
11.11	Industrial plot/shed rent	44.292		44.292	0.19
11.12	Other division of trade & industry	0.193		0.193	0.00
11.13	Passport & visa fees	145.542	0.002	145.540	0.63
11.14	Education	3.754		3.754	0.02
11.15	Health	35.101	0.390	34.711	0.15
11.16	Registration	60.320		60.320	0.26
11.17	Fines on violation of EAA	1.200		1.200	0.01
11.18	Fines & Penalties (Tobacco)	0.223		0.223	0.00
11.19	Tourism Council of Bhutan	0.465		0.465	0.00
11.20	Fines on violation of occupational health and safety regulations	0.217	0.000	0.217	0.00
12	Capital Revenue	82.356	0.000	82.356	0.35
12.1	Sale of govt. properties/ assets	20.647		20.647	0.09
12.2	Sale proceeds of agricultural products	6.234		6.234	0.03
12.3	Coal mine bid value	18.235		18.235	0.08
12.4	Gypsum mine bid value	31.577		31.577	0.14
12.5	Tender document sales	5.663		5.663	0.02
13	Net Surplus Transfer	0.000		0.000	0.00
13.1	Department of Lottery	0.000		0.000	0.00
13.2	RMA	0.000		0.000	0.00
14	Other Non-Tax Revenue	81.129	0.109	81.020	0.35
14.1	Security / earnest money	0.105		0.105	0.00
14.2	Audit recovery account	24.133		24.133	0.10
14.3	Other dues and recoveries	56.891	0.109	56.782	0.24
15	Interest on loan from corp.	2426.597	14.726	2,411.871	10.38
	TOTAL REVENUE (A+B)	23,659.907	415.297	23,244.610	100.00
Source: Department of Revenue and Customs, MoF					

SCHEDULE – 14

Notes to Accounts

For the Fiscal Year ended 30 June 2014

1. Accounting Policies

a) Statement of Compliance

The Annual Financial Statements (AFS) of the Royal Government of Bhutan (RGoB) for the Financial Year (FY) 2013-14 have been prepared by the Department of Public Accounts (DPA), Ministry of Finance (MoF) in accordance with the provisions of the Public Finance Act (PFA), 2007 and Public Finance Amendment Act 2012 and the Financial Rules and Regulations, 2001 (FRR 2001).

b) Basis of Preparation of the Accounts

The financial statements have been prepared on cash basis unless otherwise stated and are based on the monthly accounts of the budgetary agencies recorded in the Public Expenditure Management System (PEMS) and information received from other relevant agencies and organizations.

c) Internal Borrowings

The fund received through the issuance of treasury bills are directly received in the Budget Fund Account (BFA) and the repayment thereof is also routed through the same account. The details of the T-bills raised and redeemed are disclosed as footnotes under Table 1: Financing and Variance, Table 2: Consolidated Receipt and Payment and Table 3: Government Receipt by Sources. The net amount any at the end of the FY would be reflected in the internal borrowings and outstanding loans.

d) Subsidy Payment

The interest payment for the purchase of buses for non-profitable routes (RSTA) is reflected under the subsidy payment. This was done mainly after noting the nature of the payment.

2. External Grants

During the FY 2013-14, the Government received a total grant of Nu. 14,236.353 million which is about 12.9 percent of the GDP. The total receipts increased by 48.9 percent over the last FY. The revision of the program grants by the GoI from Rupees 350.000 million quarterly in 10th Five Year Plan (FYP) to Rupees 425.000 million in 11th FYP and receipt of Rupees 4,200.000 million as Economy Stimulus Plan attributed to the increase in external grants.

The receipt of grants also includes Nu. 453.406 million from Asian Development Project for Road Network Project, Nu. 244.999 million and Nu. 124.370 million from DANIDA as budgetary support and capacity development under Local Governance

respectively.

However, the grants received exclude long term and short term open scholarships offered by the Australian Government (Endeavour, ALA, ADS), Netherlands Government (NUFFIC), Government of Thailand (TICA), Government of India, Asian Development Bank and World Bank etc as the fund were directly disbursed to the respective institutions and monitored by the donors themselves. It also excludes the grants amounting to Nu. 9,360.200 million directly disbursed by the Government of India to the project authorities of Punatshangchu-I (Nu. 4,805.300 m), Punatshangchu II (Nu.2,182.400 m), and Mangdechu (Nu. 2,372.500 m). Further, the direct disbursement by the Government of India to Project DANTAK amounting to Nu. 825 million for the Thimphu-Phuentsholing and Damchu-Chukha highway are excluded in the total receipts.

3. Borrowings

The total borrowings by the Government amounted to Nu.1,534.544 million for the FY 2013-14. During the fiscal year, Nu. 9,136.483 million was raised through the issuance of series of treasury bills for the purpose of cash management. The T-Bills were fully redeemed upon maturity towards the end of the FY.

4. Subsidy Payment

During the FY, the actual expenditure on account of subsidy payment to financial, non-financial institutions and individuals/non-profit organizations was Nu. 1,783.412 million. Of the total subsidy payment, Nu. 1,532.060 million accounted for RGoB and Nu. 251. 352 million for external funded.

The interest subsidy approved by the government for the purchase of buses by the bus operators for the less profitable routes amounting to Nu. 0.098 million is reported under subsidy under the head “others”.

5. Interest payment

The total interest payment during the current FY amounted to Nu. 2,090.388 million. The interest outstanding amounting to Nu. 0.098 million is shown under subsidy table since it is interest subsidy for purchase of buses for non-profitable routes.

6. Loan repayment

The principal repayment of loans during the FY 2013-14 amounted to Nu. 2,576.855 million consists of Nu.175.302 million for internal borrowings and Nu. 2,401.553 million for external loans. Of the total principal repayment, 84.3 percent pertains to corporation used loans and the balance 15.7 percent is for RGoB used loans. The total principal loan repayment accounts for 2.3 percent of GDP.

7. Government Outstanding debt

The total government debt outstanding as on 30th June 2014 is Nu. 108,370.354

million, of which Nu.2,913.441 million accounts for domestic debt and Nu.105,456.913 for external debt. The external debts includes borrowings from India on account of Standby Credit Facilities of Nu.10,000.000 million, Punatsangchu I of Nu. 25,738.067 million, Punatsangchhu II of Nu. 14,029.000 million, Mangdechhu of Nu. 10, 413.840 million and Dungsam Cement Project loan of Nu.1,274.254 million.

8. Domestic Outstanding Debt

The domestic loan outstanding was Nu. 2,913.441 million as at 30 June 2014, which represents Nu.212.605 million against National Pension & Provident Fund, Nu.138.000 million against Bhutan Health Trust Fund and Nu. 2,562.836 million against OD with BoBL.

9.External Debt outstanding

The total external debt outstanding as at 30 June 2014 stood at Nu. 105,456.913 or equivalent of USD 1,752.504. The disbursed outstanding external debt to GDP ratio has reached 95.7%. The external debt in convertible currency (other than GoI) is about USD 624.624 million, equivalent to Nu.37,586.758 million.

10. Government Equity Holdings

The government equity holding in various SOEs and Corporations stood at Nu.48,032.399 million as at 30 June 2014. This includes government share holdings in DHI owned and linked companies. Government had injected fresh equity shares of 200,000 nos. to Construction Development Corporation Limited. The BPCL had issued share dividend of 11,212 no. of shares. The Bank of Bhutan Limited and State Trading Corporation of Bhutan Limited had issued bonus share of 400,000 and 458,605 respectively during the year.

11.Government Guarantees

The total government guarantees issued stood at Nu. 974.733 million as at 30th June 2014. The guarantees consist of Druk Air Corporation's Bonds issued for purchase of aircrafts, Rural Credit including SME and Credit Expansion loans to Bhutan Development Bank Limited (BDBL), import of furnace to BFAL and working capital to Dharma Industries.

12.Subscription to the ADB and World Bank's Selective and General Capital Increases;

In order to maintain the current level of voting power, the government had subscribed the allocated shares under the General Capital Increase (GCI) and Selective Capital Increase (SCI). This was in line with resolution No.612 and 613. During the FY 2013-14, the government had paid the annual subscription to World Bank for aforementioned subscription as tabulated below:

Sl. No	Particulars	Amount	
		USD	Nu.
1	Payment for GCI shares (IBRD, World Bank) National Currency component		1,314,844.29
2	Payment for GCI shares (IBRD, World Bank) USD component	188,914.41	11,752,365.44
3	Payment for GCI V shares (ADB) National Currency component		1,610,202.20
4	Payment for GCI V shares (ADB) USD component	17,371.44	1,065,390.42
	Total	206,285.85	15,742,802.35

13. Current Deposit Accounts

There are 333 Current Deposits Accounts as at 30th June 2014 operated by the various agencies. Of the total Current Deposits Accounts, 205 are operated by Gewogs, 18 by Judiciary, 15 by Municipal Corporations and 95 by others. Out of 333 CD accounts, 327 CD accounts were authorized by Ministry of Finance and 6 CD accounts were opened by budget agencies themselves. The closing balance of the Current Deposit as at 30th June 2014 is presented below:

SUMMARY OF CURRENT DEPOSITS ACCOUNTS

Sl. No.	Agencies	No. of Accounts	Amount (Nu.)
1	Geogs	205	22.081
2	Judiciary	18	27.157
3	Municipal	15	233.970
4	Others	95	530.493
5	Total	333	813.701

14. Statement of Revenue Arrears

As per Section 67 (e) of the Public Finance Act of Bhutan, 2007, the statement of revenue ARREARS was compiled by DRC and is presented as follows:

SUMMARY STATEMENT OF ARREARS OF REVENUE FOR THE YEAR ENDED 30 JUNE 2014

Account code	Head of Account	Opening Balance	Collections during the year	Deposits during the year	Balance	Remarks
A	Tax Revenue	0.042	16,528.345	16,527.473	0.914	
<i>A1</i>	<i>Direct Tax</i>	<i>0.042</i>	<i>11,268.968</i>	<i>11,268.968</i>	<i>0.042</i>	
A1.01	CIT	-	6,127.530	6,127.530	-	
A1.02	BIT	-	1,792.875	1,792.875	-	
A1.03	PIT	-	1,408.621	1,408.621	-	
A1.04	Other Direct Tax	0.042	1,939.942	1,939.942	0.042	Footnote 1
<i>A2</i>	<i>Indirect Tax</i>	<i>-</i>	<i>5,259.377</i>	<i>5,258.505</i>	<i>0.872</i>	
A2.01	ST	-	2,326.918	2,326.918	-	
A2.03	ED	-	2,556.498	2,556.498	-	
A2.05	OIDT	-	17.7750	16.903	0.872	
A2.06	CD	-	334.185	334.185	-	
A2.07	GT	-	24.001	24.001	-	
					-	
B	Non-tax Revenue	0.099	7,138.430	7,132.434	6.095	
B1	Adm fees&charges	-	360.631	360.379	0.252	Footnote 2
B2	Capital Rev	-	82.356	82.356	-	
B3	Revenue from Govt Dept	0.099	408.331	402.587	5.843	Footnote 3
B5	Dividend	-	3,779.386	3,779.386	-	
B6	Other non tax revenue	-	81.129	81.129	-	
B7	Int. receipts	-	2,426.597	2,426.597	-	
					-	
	Grand Total	0.141	23,666.775	23,659.907	7.009	

Footnote:

- 1.0 RRCO SJ: Short deposit of Nu 42,052.15 pertains to FY 2012-13, the case has been registered with the Office of Attorney General, Thimphu.
- 2.0 RRCO GP: Closing balance of Nu 2,52,235 pertains to Dagana and Lhamoizingkha Dungkhag for the fiscal year 2013-14.
- 3.1 RRCO SJ: Short deposit of Nu 98,698.22 pertains to FY 2012-13, the case has been registered with the Office of Attorney General, Thimphu.
- 3.2 RRCO GP: Closing balance of Nu 1,99,395 pertains to RSTA Gelephu for the fiscal year 2013-14.
- 3.3 RRCO TH: Short deposit of Nu. 5,544,620 is from JDWRNH for the month of June 2014.

ANNEXURE I					
DETAILS OF NATIONAL REVENUE FOR THE FISCAL YEAR 2013-2014					
		(Nu. in million)			
Sl. No	Source of Revenue	Gross	Refund	Net	% of Total
A	Tax Revenue	16,527.473	344.699	16,182.774	69.62
I	Direct Tax	11,268.968	136.926	11,132.042	47.89
1	Corporate Income Tax	6,127.530	0.102	6,127.428	26.36
1.1	DHI	1,614.747		1,614.747	6.95
1.2	DGPCL	2,311.907		2,311.907	9.95
1.3	BFAL	56.795		56.795	0.24
1.4	PCAL	130.000		130.000	0.56
1.5	BOBL	278.143		278.143	1.20
1.6	RICBL	155.860		155.860	0.67
1.7	BNBL	218.339		218.339	0.94
1.8	NRDCL	0.000		0.000	0.00
1.9	BBPL	10.060		10.060	0.04
1.10	FCBL	9.116		9.116	0.04
1.11	AWPL	66.952		66.952	0.29
1.12	STCBL	0.000		0.000	0.00
1.13	BPCL	335.965		335.965	1.45
1.14	BCCL	27.136		27.136	0.12
1.15	Bhutan Telecom	238.302		238.302	1.03
1.16	SD Eastern Bhutan Coal Co. Ltd.	64.789		64.789	0.28
1.17	Kuensel Corporation	0.000		0.000	0.00
1.18	Druk Satair Company Ltd.	60.547		60.547	0.26
1.19	Bhutan Polymers Company Ltd.	0.648		0.648	0.00
1.20	Bhutan Polythene Company Ltd.	0.213		0.213	0.00
1.21	Jigme Industry Pvt. Ltd.	60.171		60.171	0.26
1.22	Jigme Polytex	5.278		5.278	0.02
1.23	Jigme Mining Company	63.564		63.564	0.27
1.24	Singye Group of Companies	0.562		0.562	0.00
1.25	Bhutan Post	5.540		5.540	0.02
1.26	Druk Air	48.097		48.097	0.21
1.27	Eastern Bhutan Ferro Silicon Pvt. Ltd	8.007		8.007	0.03
1.28	TDS on CIT	46.596		46.596	0.20
1.29	Other Corporations	310.196	0.102	310.094	1.33
2	Business Income Tax	1,792.875	8.982	1,783.893	7.67
2.1	Business income tax	422.578	6.026	416.552	1.79
2.2	TDS on BIT	1,314.872	2.956	1,311.916	5.64
2.3	Tourism (withholding tax)	55.425		55.425	0.24
3	Personal Income Tax	1,408.621	127.645	1,280.976	5.51
3.1	PIT	1,408.621	127.645	1,280.976	5.51
4	Other Direct Tax Revenue	1,939.942	0.197	1,939.745	8.34
4.1	Motor vehicle tax	250.009		250.009	1.08

Sl. No	Source of Revenue	(Nu. in million)			% of Total
		Gross	Refund	Net	
4.2	Business & professional licence	93.719		93.719	0.40
4.3	Airport service tax	51.318		51.318	0.22
4.4	Dzongkhag municipal tax	5.577		5.577	0.02
4.5	Health contribution	157.410		157.410	0.68
4.6	Royalties	1,381.909	0.197	1,381.712	5.94
4.6.1	Forestry products	51.823	0.197	51.626	0.22
4.6.2	Mines & minerals	178.103		178.103	0.77
4.6.3	Tourism	1,047.979		1,047.979	4.51
4.6.4	Hydropower	104.004		104.004	0.45
II	Indirect Tax	5,258.505	207.773	5,050.732	21.73
5	Sales Tax	2,326.918	164.027	2,162.891	9.30
5.1	Sales tax on goods	1,091.076	143.265	947.811	4.08
5.2	Sales tax on petroleum products	322.492	20.726	301.766	1.30
5.3	Sales tax on hotel & restaurant	285.831		285.831	1.23
5.4	Sales tax on cable tv & cinema	19.260		19.260	0.08
5.5	Sales tax on beer, aerated water & alcoholic drinks	608.259	0.036	608.223	2.62
6	Excise Duty	2,556.498	0.028	2,556.470	11.00
6.1	Distillery products	460.826	0.028	460.798	1.98
6.2	Excise duty refund from GOI	2,095.672		2,095.672	9.02
7	Customs Duty	334.185	21.397	312.788	1.35
7.1	Goods	329.862	21.397	308.465	1.33
7.2	Customs service charges	4.323		4.323	0.02
8	Other Indirect Tax Revenue	16.903	0.000	16.903	0.07
8.1	Stamp duty	16.903		16.903	0.07
9	Green Tax	24.001	22.321	1.680	0.01
9.1	Green tax on motor vehicle	24.001	22.321	1.680	0.01
B	Non -Tax Revenue	7,132.434	70.598	7,061.836	30.38
9	Admns. Fees & charges	360.379	11.164	349.215	1.50
9.1	Judiciary fees & charges	23.594		23.594	0.10
9.2	House rent	44.525	10.805	33.720	0.15
9.3	Hire charges	10.014		10.014	0.04
9.4	Rural life insurance	24.098		24.098	0.10
9.5	Motor vehicle fees & charges	57.933	0.031	57.902	0.25
9.6	Depot surcharge on petroleum products	70.208		70.208	0.30
9.7	Surcharge on passenger	30.791		30.791	0.13
9.8	Rental income from mines	60.517		60.517	0.26
9.9	Other admn. charges & fees	38.699	0.328	38.371	0.17
10	Dividend	3,779.386	0.000	3,779.386	16.26
10.1	DHI companies	1,800.117		1,800.117	7.74
10.2	DGPCL (Tala)	1,969.479		1,969.479	8.47
10.3	Other dividends	9.790		9.790	0.04

Sl. No	Source of Revenue	(Nu. in million)			% of Total
		Gross	Refund	Net	
11	Revenue from Govt. Depts.	402.587	44.599	357.988	1.54
11.1	Division of Roads	1.153		1.153	0.00
11.3	Municipal Revenue	3.569		3.569	0.02
11.4	Radio Spectrum Management	12.749		12.749	0.05
11.5	Contractor Development Board	2.132		2.132	0.01
11.6	Department of Civil Aviation	26.387		26.387	0.11
11.7	Livestock	29.706		29.706	0.13
11.8	Agriculture	4.210		4.210	0.02
11.9	Forest	27.408		27.408	0.12
11.10	Survey	3.965	44.207	(40.242)	(0.17)
11.11	Industrial plot/shed rent	44.292		44.292	0.19
11.12	Other division of trade & industry	0.193		0.193	0.00
11.13	Passport & visa fees	145.542	0.002	145.540	0.63
11.14	Education	3.754		3.754	0.02
11.15	Health	35.101	0.390	34.711	0.15
11.16	Registration	60.320		60.320	0.26
11.17	Fines on violation of EAA	1.200		1.200	0.01
11.18	Fines & Penalties (Tobacco)	0.223		0.223	0.00
11.19	Tourism Council of Bhutan	0.465		0.465	0.00
11.20	Fines on violation of occupational health and safety regulations	0.217	0.000	0.217	0.00
12	Capital Revenue	82.356	0.000	82.356	0.35
12.1	Sale of govt. properties/ assets	20.647		20.647	0.09
12.2	Sale proceeds of agricultural products	6.234		6.234	0.03
12.3	Coal mine bid value	18.235		18.235	0.08
12.4	Gypsum mine bid value	31.577		31.577	0.14
12.5	Tender document sales	5.663		5.663	0.02
13	Net Surplus Transfer	0.000		0.000	0.00
13.1	Department of Lottery	0.000		0.000	0.00
13.2	RMA	0.000		0.000	0.00
14	Other Non-Tax Revenue	81.129	0.109	81.020	0.35
14.1	Security / earnest money	0.105		0.105	0.00
14.2	Audit recovery account	24.133		24.133	0.10
14.3	Other dues and recoveries	56.891	0.109	56.782	0.24
15	Interest on loan from corp.	2426.597	14.726	2,411.871	10.38
	Total Revenue (A+B)	23,659.907	415.297	23,244.610	100.00
Source: DRC, MOF					